FCC RADIO TEST REPORT

FCC ID	:	O2U-CH7469
Equipment	:	Cable Modem
Brand Name	:	cbn
Model Name	:	CH7469, CH7469XXXXX (Refer to section 1.1.5 for detail information).
Applicant	:	COMPAL BROADBAND NETWORKS,INC. 13F-1, No.1, Taiyuan 1st St., Zhubei City, Hsinchu County 30288, Taiwan, R.O.C.
Manufacturer	:	COMPAL BROADBAND NETWORKS,INC. 13F-1, No.1, Taiyuan 1st St., Zhubei City, Hsinchu County 30288, Taiwan, R.O.C.
Standard	:	47 CFR FCC Part 15.407

The product was received on May 13, 2020, and testing was started from Jun. 02, 2020 and completed on Jun. 11, 2020. We, SPORTON INTERNATIONAL INC. EMC & Wireless Communications Laboratory, would like to declare that the tested sample has been evaluated in accordance with the procedures given in ANSI C63.10-2013 and shown compliance with the applicable technical standards.

The report must not be used by the client to claim product certification, approval, or endorsement by TAF or any agency of government.

The test results in this report apply exclusively to the tested model / sample. Without written approval of SPORTON INTERNATIONAL INC. EMC & Wireless Communications Laboratory, the test report shall not be reproduced except in full.

Approved by: Sam Chen

SPORTON INTERNATIONAL INC. EMC & Wireless Communications Laboratory
No. 52, Huaya 1st Rd., Guishan Dist., Taoyuan City, Taiwan (R.O.C.)

Table of Contents

History of this test report **3**

Summary of Test Result **4**

1 General Description **5**

1.1 Information 5
1.2 Applicable Standards 8
1.3 Testing Location Information 8
1.4 Measurement Uncertainty 8

2 Test Configuration of EUT **9**

2.1 Test Channel Mode 9
2.2 The Worst Case Measurement Configuration 10
2.3 EUT Operation during Test 11
2.4 Accessories 11
2.5 Support Equipment 11
2.6 Test Setup Diagram 12

3 Transmitter Test Result **14**

3.1 AC Power-line Conducted Emissions 14
3.2 Emission Bandwidth 16
3.3 Maximum Conducted Output Power 17
3.4 Peak Power Spectral Density 19
3.5 Unwanted Emissions 22

4 Test Equipment and Calibration Data **26**

Appendix A. Test Results of AC Power-line Conducted Emissions

Appendix B. Test Results of Emission Bandwidth

Appendix C. Test Results of Maximum Conducted Output Power

Appendix D. Test Results of Peak Power Spectral Density

Appendix E. Test Results of Unwanted Emissions

Appendix F. Test Photos

Photographs of EUT v01

History of this test report

Report No.	Version	Description	Issued Date
FR781507-02	01	Initial issue of report	Jun. 30, 2020

Summary of Test Result

Report Clause	Ref Std. Clause	Test Items	Result (PASS/FAIL)	Remark
1.1.2	15.203	Antenna Requirement	PASS	-
3.1	15.207	AC Power-line Conducted Emissions	PASS	-
3.1	15.407(a)	Emission Bandwidth	PASS	-
3.3	15.407(a)	Maximum Conducted Output Power	PASS	-
3.4	15.407(a)	Peak Power Spectral Density	PASS	-
3.5	15.407(b)	Unwanted Emissions	PASS	-

Declaration of Conformity:
The test results with all measurement uncertainty excluded are presented in accordance with the regulation limits or requirements declared by manufacturers.
Comments and Explanations:
The declared of product specification for EUT presented in the report are provided by the manufacturer, and the manufacturer takes all the responsibilities for the accuracy of product specification.

Reviewed by: Sam Chen

Report Producer: Cindy Peng

1 General Description

1.1 Information

1.1.1 RF General Information

Frequency Range (MHz)	IEEE Std. 802.11	Ch. Frequency (MHz)	Channel Number
5250-5350	a, n (HT20), ac (VHT20)	5260-5320	52-64 [4]
5470-5725		5500-5700	100-140 [11]
5250-5350	n (HT40), ac (VHT40)	5270-5310	54-62 [2]
5470-5725		5510-5670	102-134 [5]
5250-5350	ac (VHT80)	5290	58 [1]
5470-5725		5530-5610	106-122 [2]

Band	Mode	BWch (MHz)	Nant
5.25-5.35GHz	802.11a	20	4TX
5.25-5.35GHz	802.11n HT20	20	4TX
5.25-5.35GHz	802.11ac VHT20	20	4TX
5.25-5.35GHz	802.11n HT40	40	4TX
5.25-5.35GHz	802.11ac VHT40	40	4TX
5.25-5.35GHz	802.11ac VHT80	80	4TX
5.47-5.725GHz	802.11a	20	4TX
5.47-5.725GHz	802.11n HT20	20	4TX
5.47-5.725GHz	802.11ac VHT20	20	4TX
5.47-5.725GHz	802.11n HT40	40	4TX
5.47-5.725GHz	802.11ac VHT40	40	4TX
5.47-5.725GHz	802.11ac VHT80	80	4TX

Note:
- 11a, HT20 and HT40 use a combination of OFDM-BPSK, QPSK, 16QAM, 64QAM modulation.
- VHT20, VHT40 and VHT80 use a combination of OFDM-BPSK, QPSK, 16QAM, 64QAM, 256QAM modulation.
- BWch is the nominal channel bandwidth.

1.1.2 Antenna Information

For WLAN 5GHz Band 2~3:

Ant.	Port	Brand	Model Name	Type	Connector	Antenna Gain (dBi)	Directional Gain (dBi)	
							5GHz Band 2	5GHz Band 3
1	1	CBN	1203000000001	Dipole	I-PEX	5.27	6.65	5.44
2	2	CBN	1203000000000	Dipole	I-PEX	5.46		
3	3	CBN	1203000000053	Dipole	I-PEX	4.96		
4	4	CBN	1203000000002	Dipole	I-PEX	4.63		

Note1: The above information was declared by manufacturer.
Note2: IEEE 802.11a/n/ac mode (4TX/4RX):
Port 1, Port 2, Port 3 and Port 4 could transmit/receive simultaneously.

1.1.3 Mode Test Duty Cycle

Mode	DC	DCF(dB)	T(s)	VBW(Hz) ≥ 1/T
802.11a	0.93	0.32	1.396m	1k
802.11ac VHT20	0.908	0.42	1.398m	1k
802.11ac VHT40	0.919	0.37	1.398m	1k
802.11ac VHT80	0.95	0.22	1.398m	1k

Note:
- DC is Duty Cycle.
- DCF is Duty Cycle Factor.

1.1.4 EUT Operational Condition

EUT Power Type	From power adapter			
Beamforming Function	☐	With beamforming	☒	Without beamforming
Weather Band	☒	With 5600~5650MHz	☐	Without 5600~5650MHz
Function	☐	Outdoor P2M	☒	Indoor P2M
	☐	Fixed P2P	☐	Client
TPC Function	☒	With TPC	☐	Without TPC
Test Software Version	Telnet			

Note: The above information was declared by manufacturer.

1.1.5 Table for Multiple Listing

The model names in the following table are all refer to the identical product.

Model Name	Description
CH7469	1. For marketing propose.
CH7469XXXXX	2. The "X" in the model name could be defined as 0~9, A~Z,"-" or blank.

From the above models, model: CH7469 was selected as representative model for the test and its data was recorded in this report.

1.2 Applicable Standards

According to the specifications of the manufacturer, the EUT must comply with the requirements of the following standards:

- 47 CFR FCC Part 15
- ANSI C63.10-2013
- FCC KDB 789033 D02 v02r01

The following reference test guidance is not within the scope of accreditation of TAF.

- FCC KDB 662911 D01 v02r01
- FCC KDB 412172 D01 v01r01
- FCC KDB 414788 D01 v01r01

1.3 Testing Location Information

Testing Location							
☐	HWA YA	ADD	:	No. 52, Huaya 1st Rd., Guishan Dist., Taoyuan City, Taiwan (R.O.C.)			
		TEL	:	886-3-327-3456	FAX	:	886-3-327-0973
☒	JHUBEI	ADD	:	No.8, Lane 724, Bo-ai St., Jhubei City, HsinChu County 302, Taiwan, R.O.C.			
		TEL	:	886-3-656-9065	FAX	:	886-3-656-9085

Test Condition	Test Site No.	Test Engineer	Test Environment	Test Date
RF Conducted	TH03-CB	Lance Wu	25.3~25.8°C / 53~56%	Jun. 03, 2020
Radiated Below 1GHz	03CH05-CB	KJ Chang	25.6~26.8°C / 55~57%	Jun. 02, 2020~Jun. 10, 2020
Radiated Above 1GHz	03CH06-CB	KJ Chang	24.7~26.4°C / 53~58%	Jun. 02, 2020~Jun. 10, 2020
AC Conduction	CO01-CB	Deven Huang	21~22°C / 63~64%	Jun. 11, 2020

Test site Designation No. TW0006 with FCC
Test site registered number IC 4086D with Industry Canada.

1.4 Measurement Uncertainty

ISO/IEC 17025 requires that an estimate of the measurement uncertainties associated with the emissions test results be included in the report. The measurement uncertainties given below are based on a 95% confidence level (based on a coverage factor (k=2)

Test Items	Uncertainty	Remark
Conducted Emission (150kHz ~ 30MHz)	2.0 dB	Confidence levels of 95%
Radiated Emission (30MHz ~ 1,000MHz)	4.3 dB	Confidence levels of 95%
Radiated Emission (1GHz ~ 18GHz)	4.3 dB	Confidence levels of 95%
Radiated Emission (18GHz ~ 40GHz)	5.1 dB	Confidence levels of 95%
Conducted Emission	2.4 dB	Confidence levels of 95%
Output Power Measurement	1.5 dB	Confidence levels of 95%
Power Density Measurement	2.4 dB	Confidence levels of 95%
Bandwidth Measurement	2%	Confidence levels of 95%

2 Test Configuration of EUT

2.1 Test Channel Mode

Mode	Power Setting
802.11a_Nss1,(6Mbps)_4TX	-
5260MHz	35/36/34/34
5300MHz	35/36/33/34
5320MHz	34/35/32/33
5500MHz	25/25/21/22
5580MHz	25/25/21/22
5700MHz	28/28/25/25
802.11ac VHT20_Nss1,(MCS0)_4TX	-
5260MHz	37/37/34/34
5300MHz	35/36/33/34
5320MHz	35/35/32/33
5500MHz	25/25/21/23
5580MHz	25/25/21/22
5700MHz	26/26/23/23
802.11ac VHT40_Nss1,(MCS0)_4TX	-
5270MHz	36/37/34/35
5310MHz	35/36/33/34
5510MHz	23/24/22/20
5550MHz	26/26/22/23
5670MHz	28/28/25/25
802.11ac VHT80_Nss1,(MCS0)_4TX	-
5290MHz	33/33/31/32
5530MHz	21/21/17/18
5610MHz	28/28/25/25

2.2 The Worst Case Measurement Configuration

The Worst Case Mode for Following Conformance Tests	
Tests Item	AC power-line conducted emissions
Condition	AC power-line conducted measurement for line and neutral
Operating Mode	CTX
1	WLAN 5GHz

The Worst Case Mode for Following Conformance Tests	
Tests Item	Emission Bandwidth Maximum Conducted Output Power Peak Power Spectral Density
Test Condition	Conducted measurement at transmit chains

The Worst Case Mode for Following Conformance Tests	
Tests Item	Unwanted Emissions
Test Condition	Radiated measurement If EUT consist of multiple antenna assembly (multiple antenna are used in EUT regardless of spatial multiplexing MIMO configuration), the radiated test should be performed with highest antenna gain of each antenna type.
Operating Mode < 1GHz	CTX
1	WLAN 5GHz
Operating Mode > 1GHz	CTX

The Worst Case Mode for Following Conformance Tests	
Tests Item	Simultaneous Transmission Analysis - Co-location RF Exposure Evaluation
Operating Mode	
1	WLAN 2.4GHz + WLAN 5GHz
Refer to Sporton Test Report No.: FA781507-02 for Co-location RF Exposure Evaluation.	

Note: The EUT can only be used at Y axis position.

2.3 EUT Operation during Test

The EUT was programmed to be in continuously transmitting mode.

2.4 Accessories

Accessories				
No.	**Equipment Name**	**Brand Name**	**Model Name**	**Rating**
1	Adapter	Frecom	F30L2-120250SPAU	INPUT: 100-240Vac, 0.8A, 50/60Hz OUTPUT: 12V, 5A

2.5 Support Equipment

For AC Conduction:

Support Equipment				
No.	**Equipment**	**Brand Name**	**Model Name**	**FCC ID**
A	Notebook	DELL	E6430	N/A

For Radiated and RF Conducted:

Support Equipment				
No.	**Equipment**	**Brand Name**	**Model Name**	**FCC ID**
A	Notebook	DELL	E4300	N/A

2.6 Test Setup Diagram

Test Setup Diagram – AC Line Conducted Emission Test

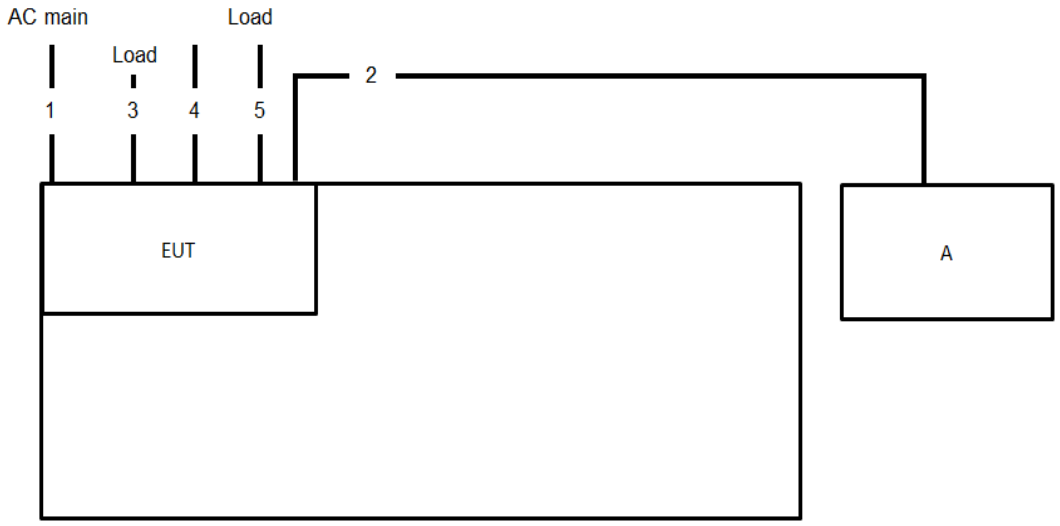

Item	Connection	Shielded	Length
1	Power cable	No	2m
2	RJ-45 cable	No	10m
3	RJ-45 cable*3	No	1.5m
4	Coaxial cable	Yes	1.5m
5	RJ-11 cable*2	No	1.5m

Test Setup Diagram - Radiated Test

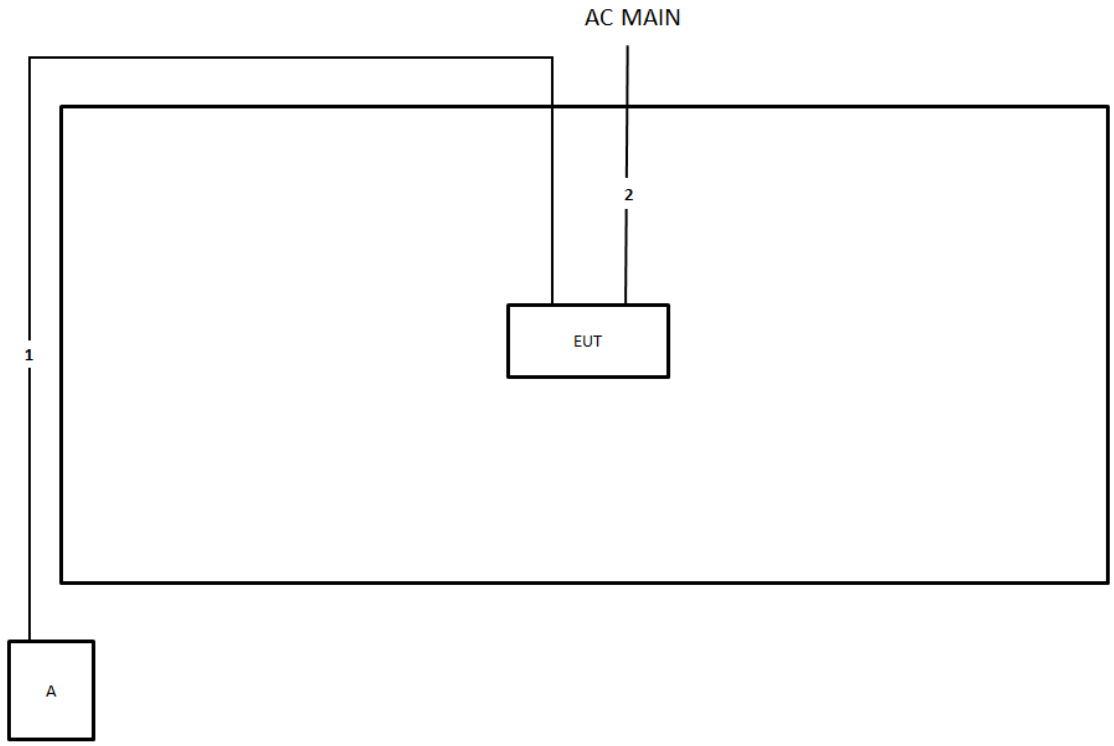

Item	Connection	Shielded	Length
1	RJ-45 cable	No	10m
2	Power cable	No	2m

3 Transmitter Test Result

3.1 AC Power-line Conducted Emissions

3.1.1 AC Power-line Conducted Emissions Limit

AC Power-line Conducted Emissions Limit		
Frequency Emission (MHz)	**Quasi-Peak**	**Average**
0.15-0.5	66 - 56 *	56 - 46 *
0.5-5	56	46
5-30	60	50
Note 1: * Decreases with the logarithm of the frequency.		

3.1.2 Measuring Instruments

Refer a test equipment and calibration data table in this test report.

3.1.3 Test Procedures

Test Method
☒ Refer as ANSI C63.10-2013, clause 6.2 for AC power-line conducted emissions.

3.1.4 Test Setup

AC Power-line Conducted Emissions

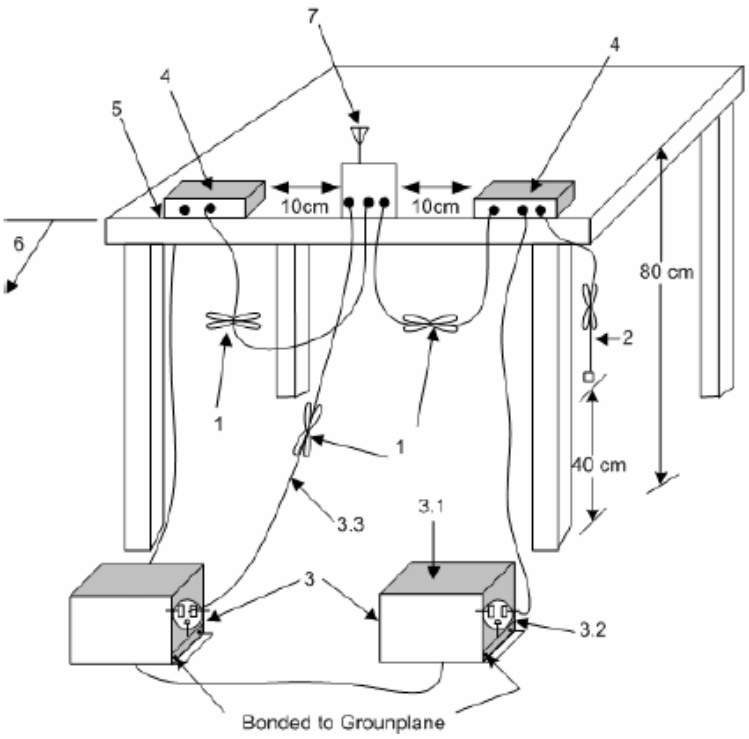

1—Interconnecting cables that hang closer than 40 cm to the ground plane shall be folded back and forth in the center forming a bundle 30 cm to 40 cm long.
2—The I/O cables that are not connected to an accessory shall be bundled in the center. The end of the cable may be terminated, if required, using the correct terminating impedance. The overall length shall not exceed 1 m.
3—EUT connected to one LISN. Unused LISN measuring port connectors shall be terminated in 50 Ω loads. LISN may be placed on top of, or immediately beneath, reference ground plane.
3.1—All other equipment powered from additional LISN(s).
3.2—A multiple-outlet strip may be used for multiple power cords of non-EUT equipment.
3.3—LISN at least 80 cm from nearest part of EUT chassis.
4—Non-EUT components of EUT system being tested.
5—Rear of EUT, including peripherals, shall all be aligned and flush with edge of tabletop.
6—Edge of tabletop shall be 40 cm removed from a vertical conducting plane that is bonded to the ground plane.
7—Antenna can be integral or detachable. If detachable, then the antenna shall be attached for this test.

3.1.5 Measurement Results Calculation

The measured Level is calculated using:

a. Corrected Reading (dBuV) = LISN Factor + Cable Loss + Read Level = Level

b. Margin = - Limit + (Read Level + LISN Factor + Cable Loss)

3.1.6 Test Result of AC Power-line Conducted Emissions

Refer as Appendix A

3.2 Emission Bandwidth

3.2.1 Emission Bandwidth Limit

Emission Bandwidth Limit	
UNII Devices	
☐	For the 5.15-5.25 GHz band, N/A
☒	For the 5.25-5.35 GHz band, the maximum conducted output power shall not exceed the lesser of 250 mW or 11 dBm + 10 log B, where B is the 26 dB emission bandwidth in MHz.
☒	For the 5.47-5.725 GHz band, the maximum conducted output power shall not exceed the lesser of 250 mW or 11 dBm + 10 log B, where B is the 26 dB emission bandwidth in MHz.
☐	For the 5.725-5.85 GHz band, 6 dB emission bandwidth ≥ 500kHz.
LE-LAN Devices	
☐	For the band 5.15-5.25 GHz, the maximum e.i.r.p. shall not exceed 200 mW or 10 + 10 log B, dBm, whichever power is less. B is the 99% emission bandwidth in MHz.
☐	For the 5.25-5.35 GHz band, the maximum e.i.r.p. shall not exceed 1.0 W or 17 + 10 log B, dBm, whichever power is less. B is the 99% emission bandwidth in MHz
☐	For the 5.47-5.6 GHz band and 5.65-5.725 GHz band, the maximum e.i.r.p. shall not exceed 1.0 W or 17 + 10 log B, dBm, whichever power is less. B is the 99% emission bandwidth in MHz
☐	For the 5.725-5.85 GHz band, 6 dB emission bandwidth ≥ 500kHz.

3.2.2 Measuring Instruments

Refer a test equipment and calibration data table in this test report.

3.2.3 Test Procedures

Test Method		
▪	For the emission bandwidth shall be measured using one of the options below:	
	☒	Refer as FCC KDB 789033, clause C for EBW and clause D for OBW measurement.
	☐	Refer as ANSI C63.10, clause 6.9.1 for occupied bandwidth testing.
	☐	Refer as IC RSS-Gen, clause 4.6 for bandwidth testing.

3.2.4 Test Setup

Emission Bandwidth

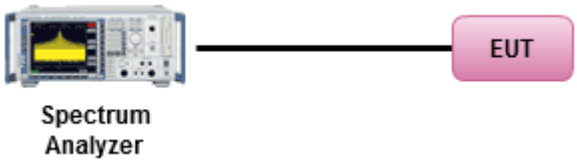

3.2.5 Test Result of Emission Bandwidth

Refer as Appendix B

3.3 Maximum Conducted Output Power

3.3.1 Maximum Conducted Output Power Limit

Maximum Conducted Output Power Limit	
UNII Devices	
☐	For the 5.15-5.25 GHz band:
	▪ Outdoor AP: the maximum conducted output power (P_{Out}) shall not exceed the lesser of 1 W. If G_{TX} > 6 dBi, then P_{Out} = 30 – (G_{TX} – 6). e.i.r.p. at any elevation angle above 30 degrees ≤ 125mW [21dBm]
	▪ Indoor AP: the maximum conducted output power (P_{Out}) shall not exceed the lesser of 1 W. If G_{TX} > 6 dBi, then P_{Out} = 30 – (G_{TX} – 6)
	▪ Point-to-point AP: the maximum conducted output power (P_{Out}) shall not exceed the lesser of 1 W If G_{TX} > 23 dBi, then P_{Out} = 30 – (G_{TX} – 23).
	▪ Mobile or Portable Client: the maximum conducted output power (P_{Out}) shall not exceed the lesser of 250 mW. If G_{TX} > 6 dBi, then P_{Out} = 24 – (G_{TX} – 6).
☒	For the 5.25-5.35 GHz band, the maximum conducted output power (P_{Out}) shall not exceed the lesser of 250 mW or 11 dBm + 10 log B, where B is the 26 dB emission bandwidth in MHz. If G_{TX} > 6 dBi, then P_{Out} = 24 – (G_{TX} – 6).
☒	For the 5.47-5.725 GHz band, the maximum conducted output power (P_{Out}) shall not exceed the lesser of 250 mW or 11 dBm + 10 log B, where B is the 26 dB emission bandwidth in MHz. If G_{TX} > 6 dBi, then P_{Out} = 24 – (G_{TX} – 6).
☐	For the 5.725-5.85 GHz band:
	▪ Point-to-multipoint systems (P2M): the maximum conducted output power (P_{Out}) shall not exceed the lesser of 1 W. If G_{TX} > 6 dBi, then P_{Out} = 30 – (G_{TX} – 6).
	▪ Point-to-point systems (P2P): the maximum conducted output power (P_{Out}) shall not exceed the lesser of 1 W.
LE-LAN Devices	
☐	For the 5.15-5.25 GHz band, the maximum e.i.r.p. shall not exceed 200 mW or 10 + 10 log B, dBm, whichever power is less. B is the 99% emission bandwidth in MHz.
☐	For the 5.25-5.35 GHz band, the maximum e.i.r.p. shall not exceed 1.0 W or 17 + 10 log B, dBm, whichever power is less. B is the 99% emission bandwidth in MHz
☐	For the 5.47-5.6 GHz band and 5.65-5.725 GHz band, the maximum e.i.r.p. shall not exceed 1.0 W or 17 + 10 log B, dBm, whichever power is less. B is the 99% emission bandwidth in MHz
☐	For the 5.725-5.85 GHz band:
	▪ Point-to-multipoint systems (P2M): the maximum conducted output power (P_{Out}) shall not exceed the lesser of 1 W. If G_{TX} > 6 dBi, then P_{Out} = 30 – (G_{TX} – 6).
	▪ Point-to-point systems (P2P): the maximum conducted output power (P_{Out}) shall not exceed the lesser of 1 W.
P_{Out} = maximum conducted output power in dBm, **G_{TX}** = the maximum transmitting antenna directional gain in dBi.	

3.3.2 Measuring Instruments

Refer a test equipment and calibration data table in this test report.

3.3.3 Test Procedures

Test Method	
▪ Maximum Conducted Output Power	
	Average over on/off periods with duty factor
	☐ Refer as FCC KDB 789033, clause E Method SA-2 (spectral trace averaging).
	☐ Refer as FCC KDB 789033, clause E Method SA-2 Alt. (RMS detection with slow sweep speed)
	Wideband RF power meter and average over on/off periods with duty factor
	☒ Refer as FCC KDB 789033, clause E Method PM-G (using an RF average power meter).
▪ For conducted measurement.	
	▪ If the EUT supports multiple transmit chains using options given below: Refer as FCC KDB 662911, In-band power measurements. Using the measure-and-sum approach, measured all transmit ports individually. Sum the power (in linear power units e.g., mW) of all ports for each individual sample and save them.
	▪ If multiple transmit chains, EIRP calculation could be following as methods: $P_{total} = P_1 + P_2 + \ldots + P_n$ (calculated in linear unit [mW] and transfer to log unit [dBm]) $EIRP_{total} = P_{total} + DG$

3.3.4 Test Setup

RF Output Power (Power Meter)

3.3.5 Test Result of Maximum Conducted Output Power

Refer as Appendix C

3.4 Peak Power Spectral Density

3.4.1 Peak Power Spectral Density Limit

Peak Power Spectral Density Limit	
UNII Devices	
☐	For the 5.15-5.25 GHz band:
	▪ Outdoor AP: the peak power spectral density (PPSD) shall not exceed the lesser of 17dBm/MHz. If G_{TX} > 6 dBi, then P_{Out} = 17 – (G_{TX} – 6).
	▪ Indoor AP: the peak power spectral density (PPSD) shall not exceed the lesser of 17dBm/MHz. If G_{TX} > 6 dBi, then P_{Out} = 17 – (G_{TX} – 6).
	▪ Point-to-point AP: the peak power spectral density (PPSD) shall not exceed the lesser of 17dBm/MHz. If G_{TX} > 23 dBi, then P_{Out} = 17 – (G_{TX} – 23).
	▪ Mobile or Portable Client: the peak power spectral density (PPSD) ≤ 11 dBm/MHz. If G_{TX} > 6 dBi, then PPSD= 11 – (G_{TX} – 6)..
☒	For the 5.25-5.35 GHz band, the peak power spectral density (PPSD) ≤ 11 dBm/MHz. If G_{TX} > 6 dBi, then PPSD= 11 – (G_{TX} – 6).
☒	For the 5.47-5.725 GHz band, the peak power spectral density (PPSD) ≤ 11 dBm/MHz. If G_{TX} > 6 dBi, then PPSD= 11 – (G_{TX} – 6).
☐	For the 5.725-5.85 GHz band:
	▪ Point-to-multipoint systems (P2M): the peak power spectral density (PPSD) ≤ 30 dBm/500kHz. If G_{TX} > 6 dBi, then PPSD= 30 – (G_{TX} – 6).
	▪ Point-to-point systems (P2P): the peak power spectral density (PPSD) ≤ 30 dBm/500kHz.
LE-LAN Devices	
☐	For the 5.15-5.25 GHz band, the e.i.r.p. peak power spectral density (PPSD) ≤ 10 dBm/MHz.
☐	For the 5.25-5.35 GHz band, the peak power spectral density (PPSD) ≤ 11 dBm/MHz.
	▪ e.i.r.p. greater than 200 mW shall comply with the following e.i.r.p. at different elevations, where θ is the angle above the local horizontal plane (of the Earth) as shown below: -13 dBW/MHz for 0° ≤ θ < 8° ; -13 − 0.716 (θ-8) dBW/MHz for 8° ≤ θ < 40° -35.9 − 1.22 (θ-40) dBW/MHz for 40° ≤ θ ≤ 45° ; -42 dBW/MHz for θ > 45°
☐	For the 5.47-5.6 GHz band and 5.65-5.725 GHz band, the peak power spectral density (PPSD) ≤ 11 dBm/MHz.
☐	For the 5.725-5.85 GHz band:
	▪ Point-to-multipoint systems (P2M): the peak power spectral density (PPSD) ≤ 30 dBm/500kHz. If G_{TX} > 6 dBi, then PPSD= 30 – (G_{TX} – 6).
	▪ Point-to-point systems (P2P): the peak power spectral density (PPSD) ≤ 30 dBm/500kHz.
PPSD = peak power spectral density that he same method as used to determine the conducted output power shall be used to determine the power spectral density. And power spectral density in dBm/MHz **G_{TX}** = the maximum transmitting antenna directional gain in dBi.	

3.4.2 Measuring Instruments

Refer a test equipment and calibration data table in this test report.

3.4.3 Test Procedures

Test Method		
▪ Peak power spectral density procedures that the same method as used to determine the conducted output power shall be used to determine the peak power spectral density and use the peak search function on the spectrum analyzer to find the peak of the spectrum. For the peak power spectral density shall be measured using below options:		
	☐ Refer as FCC KDB 789033, F)5) power spectral density can be measured using resolution bandwidths < 1 MHz provided that the results are integrated over 1 MHz bandwidth	
	[duty cycle ≥ 98% or external video / power trigger]	
	☒ Refer as FCC KDB 789033, clause E Method SA-1 (spectral trace averaging).	
	☐ Refer as FCC KDB 789033, clause E Method SA-1 Alt. (RMS detection with slow sweep speed)	
	duty cycle < 98% and average over on/off periods with duty factor	
	☒ Refer as FCC KDB 789033, clause E Method SA-2 (spectral trace averaging).	
	☐ Refer as FCC KDB 789033, clause E Method SA-2 Alt. (RMS detection with slow sweep speed)	
▪ For conducted measurement.		
	▪ If the EUT supports multiple transmit chains using options given below:	
		☒ Option 1: Measure and sum the spectra across the outputs. Refer as FCC KDB 662911, In-band power spectral density (PSD). Sample all transmit ports simultaneously using a spectrum analyzer for each transmit port. Where the trace bin-by-bin of each transmit port summing can be performed. (i.e., in the first spectral bin of output 1 is summed with that in the first spectral bin of output 2 and that from the first spectral bin of output 3, and so on up to the NTX output to obtain the value for the first frequency bin of the summed spectrum.). Add up the amplitude (power) values for the different transmit chains and use this as the new data trace.
		☐ Option 2: Measure and sum spectral maxima across the outputs. With this technique, spectra are measured at each output of the device at the required resolution bandwidth. The maximum value (peak) of each spectrum is determined. These maximum values are then summed mathematically in linear power units across the outputs. These operations shall be performed separately over frequency spans that have different out-of-band or spurious emission limits,
		☐ Option 3: Measure and add 10 log(N) dB, where N is the number of transmit chains. Refer as FCC KDB 662911, In-band power spectral density (PSD). Performed at each transmit chains and each transmit chains shall be compared with the limit have been reduced with 10 log(N). Or each transmit chains shall be add 10 log(N) to compared with the limit.
	▪	If multiple transmit chains, EIRP PPSD calculation could be following as methods: $PPSD_{total} = PPSD_1 + PPSD_2 + \ldots + PPSD_n$ (calculated in linear unit [mW] and transfer to log unit [dBm]) $EIRP_{total} = PPSD_{total} + DG$

3.4.4 Test Setup

Power Spectral Density

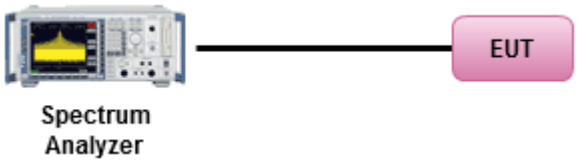

3.4.5 Test Result of Peak Power Spectral Density

Refer as Appendix D

3.5 Unwanted Emissions

3.5.1 Transmitter Unwanted Emissions Limit

Unwanted emissions below 1 GHz and restricted band emissions above 1GHz limit			
Frequency Range (MHz)	**Field Strength (uV/m)**	**Field Strength (dBuV/m)**	**Measure Distance (m)**
0.009~0.490	2400/F(kHz)	48.5 - 13.8	300
0.490~1.705	24000/F(kHz)	33.8 - 23	30
1.705~30.0	30	29	30
30~88	100	40	3
88~216	150	43.5	3
216~960	200	46	3
Above 960	500	54	3

Note 1: Test distance for frequencies at or above 30 MHz, measurements may be performed at a distance other than the limit distance provided they are not performed in the near field and the emissions to be measured can be detected by the measurement equipment. When performing measurements at a distance other than that specified, the results shall be extrapolated to the specified distance using an extrapolation factor of 20 dB/decade (inverse of linear distance for field-strength measurements, inverse of linear distance-squared for power-density measurements).

Note 2: Test distance for frequencies at below 30 MHz, measurements may be performed at a distance closer than the EUT limit distance; however, an attempt should be made to avoid making measurements in the near field. When performing measurements below 30 MHz at a closer distance than the limit distance, the results shall be extrapolated to the specified distance by either making measurements at a minimum of two or more distances on at least one radial to determine the proper extrapolation factor or by using the square of an inverse linear distance extrapolation factor (40 dB/decade). The test report shall specify the extrapolation method used to determine compliance of the EUT.

Note 3: Using the distance of 1m during the test for above 18 GHz, and the test value to correct for the distance factor at 3m.

Un-restricted band emissions above 1GHz Limit	
Operating Band	**Limit**
☐ 5.15 - 5.25 GHz	e.i.r.p. -27 dBm [68.2 dBuV/m@3m]
☒ 5.25 - 5.35 GHz	e.i.r.p. -27 dBm [68.2 dBuV/m@3m]
☒ 5.47 - 5.725 GHz	e.i.r.p. -27 dBm [68.2 dBuV/m@3m]
☐ 5.725 - 5.85 GHz	all emissions shall be limited to a level of -27 dBm/MHz at 75 MHz or more above or below the band edge increasing linearly to 10 dBm/MHz at 25 MHz above or below the band edge, and from 25 MHz above or below the band edge increasing linearly to a level of 15.6 dBm/MHz at 5 MHz above or below the band edge, and from 5 MHz above or below the band edge increasing linearly to a level of 27 dBm/MHz at the band edge.

Note 1: Measurements may be performed at a distance other than the limit distance provided they are not performed in the near field and the emissions to be measured can be detected by the measurement equipment. When performing measurements at a distance other than that specified, the results shall be extrapolated to the specified distance using an extrapolation factor of 20 dB/decade (inverse of

linear distance for field-strength measurements, inverse of linear distance-squared for power-density measurements).

3.5.2 Measuring Instruments

Refer a test equipment and calibration data table in this test report.

3.5.3 Test Procedures

Test Method		
▪ Measurements may be performed at a distance other than the limit distance provided they are not performed in the near field and the emissions to be measured can be detected by the measurement equipment. Measurements shall not be performed at a distance greater than 30 m for frequencies above 30 MHz, unless it can be further demonstrated that measurements at a distance of 30 m or less are impractical. When performing measurements at a distance other than that specified, the results shall be extrapolated to the specified distance using an extrapolation factor of 20 dB/decade (inverse of linear distance for field-strength measurements, inverse of linear distance-squared for power-density measurements).		
▪ The average emission levels shall be measured in [duty cycle ≥ 98 or duty factor].		
▪ For the transmitter unwanted emissions shall be measured using following options below:		
	▪ Refer as FCC KDB 789033, clause G)2) for unwanted emissions into non-restricted bands.	
	▪ Refer as FCC KDB 789033, clause G)1) for unwanted emissions into restricted bands.	
		☐ Refer as FCC KDB 789033, G)6) Method AD (Trace Averaging).
		☒ Refer as FCC KDB 789033, G)6) Method VB (Reduced VBW).
		☐ Refer as ANSI C63.10, clause 11.12.2.5.3 (Reduced VBW). VBW ≥ 1/T, where T is pulse time.
		☐ Refer as ANSI C63.10, clause 7.5 average value of pulsed emissions.
		☒ Refer as FCC KDB 789033, clause G)5) measurement procedure peak limit.
		☐ Refer as ANSI C63.10, clause 4.1.4.2.2 measurement procedure peak limit.
▪ For radiated measurement.		
	▪ Refer as ANSI C63.10, clause 6.4 for radiated emissions below 30 MHz and test distance is 3m.	
	▪ Refer as ANSI C63.10, clause 6.5 for radiated emissions 30 MHz to 1 GHz and test distance is 3m.	
	▪ Refer as ANSI C63.10, clause 6.6 for radiated emissions above 1GHz.	
▪ The any unwanted emissions level shall not exceed the fundamental emission level.		
▪ All amplitude of spurious emissions that are attenuated by more than 20 dB below the permissible value has no need to be reported.		

3.5.4 Test Setup

Transmitter Radiated Unwanted Emissions

9kHz ~30MHz

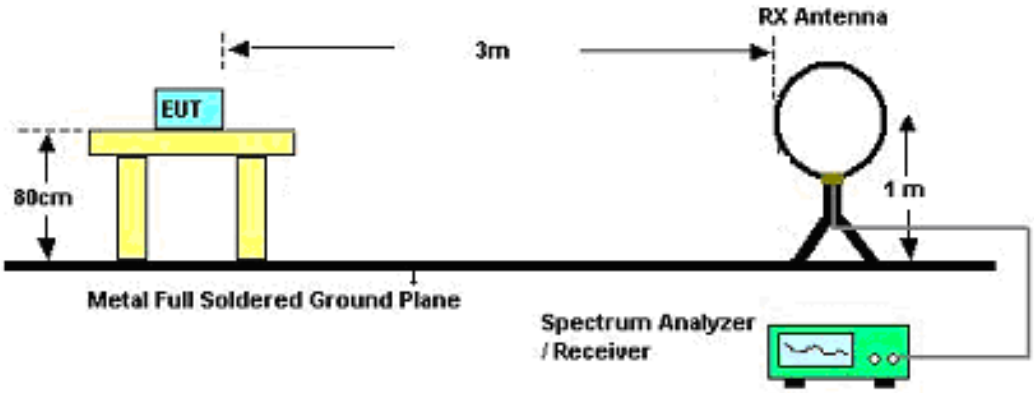

30MHz~1GHz

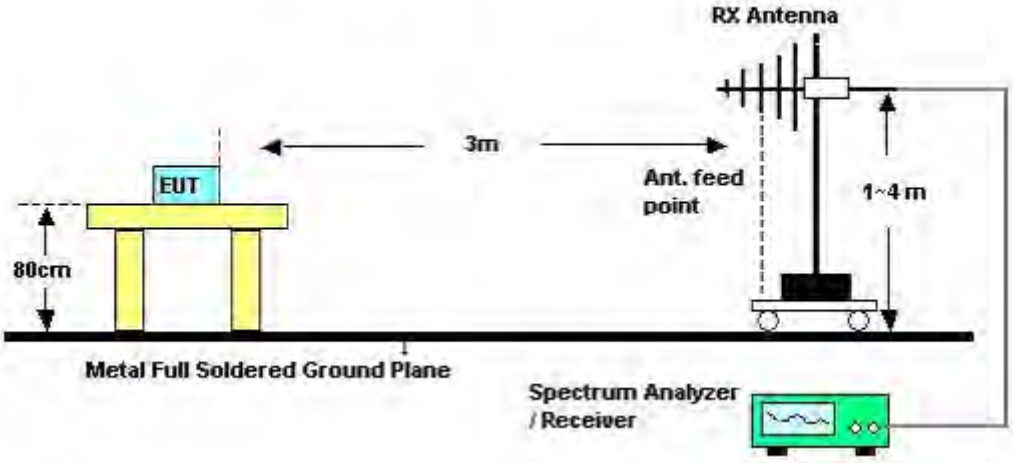

Above 1GHz

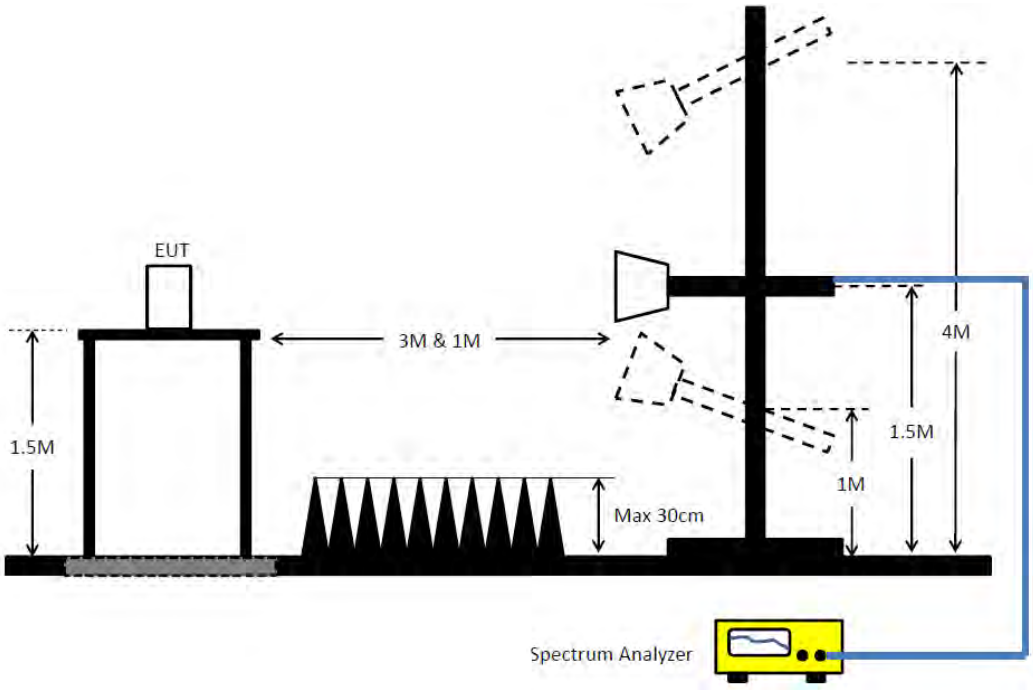

3.5.5 Measurement Results Calculation

The measured Level is calculated using:
Corrected Reading: Antenna Factor + Cable Loss + Read Level - Preamp Factor (if applicable) = Level.

3.5.6 Emissions in Restricted Frequency Bands (Below 30MHz)

There is a comparison data of both open-field test site and alternative test site - semi-Anechoic chamber according to KDB414788 Radiated Test Site, and the result came out very similar.
All amplitude of spurious emissions that are attenuated by more than 20 dB below the permissible value has no need to be reported.
The radiated emissions were investigated from 9 kHz or the lowest frequency generated within the device, up to the 10 harmonic or 40 GHz, whichever is appropriate.

3.5.7 Test Result of Transmitter Unwanted Emissions

Refer as Appendix E

4 Test Equipment and Calibration Data

Instrument	Manufacturer	Model No.	Serial No.	Characteristics	Calibration Date	Calibration Due Date	Remark
EMI Receiver	Agilent	N9038A	My52260123	9kHz ~ 8.45GHz	Feb. 26, 2020	Feb. 25, 2021	Conduction (CO01-CB)
LISN	F.C.C.	FCC-LISN-50-16-2	04083	150kHz ~ 100MHz	Dec. 25, 2019	Dec. 24, 2020	Conduction (CO01-CB)
LISN	Schwarzbeck	NSLK 8127	8127647	9kHz ~ 30MHz	Feb. 25, 2020	Feb. 24, 2021	Conduction (CO01-CB)
COND Cable	Woken	Cable	Low cable-CO01	9kHz ~ 30MHz	May 20, 2020	May 19, 2021	Conduction (CO01-CB)
Software	Audix	E3	6.120210n	-	N.C.R.	N.C.R.	Conduction (CO01-CB)
Loop Antenna	Teseq	HLA 6120	24155	9kHz - 30 MHz	Apr. 13, 2020	Apr. 12, 2021	Radiation (03CH05-CB)
Bilog Antenna with 6dB Attenuator	TESEQ & EMCI	CBL 6112D & N-6-06	35236 & AT-N0610	30MHz ~ 2GHz	Mar. 27, 2020	Mar. 26, 2021	Radiation (03CH05-CB)
Pre-Amplifier	EMCI	EMC330N	980331	20MHz ~ 3GHz	Apr. 28, 2020	Apr. 27, 2021	Radiation (03CH05-CB)
Spectrum Analyzer	R&S	FSP40	100304	9kHz ~ 40GHz	Aug. 15, 2019	Aug. 14, 2020	Radiation (03CH05-CB)
EMI Test Receiver	R&S	ESCS	826547/017	9kHz ~ 2.75GHz	May 13, 2020	May 12, 2021	Radiation (03CH05-CB)
RF Cable-low	Woken	RG402	LOW Cable-04+23	30MHz~1GHz	Oct. 07, 2019	Oct. 06, 2020	Radiation (03CH05-CB)
Horn Antenna	SCHWARZBECK	BBHA9120D	9120D-1292	1GHz~18GHz	Jul. 17, 2019	Jul. 16, 2020	Radiation (03CH06-CB)
Horn Antenna	SCHWARZBECK	BBHA 9170	BBHA9170507	15GHz ~ 40GHz	Jun. 12, 2019	Jun. 11, 2020	Radiation (03CH06-CB)
Pre-Amplifier	Agilent	83017A	MY53270064	0.5GHz ~ 26.5GHz	May 07, 2020	May 06, 2021	Radiation (03CH06-CB)
Pre-Amplifier	MITEQ	TTA1840-35-HG	1864479	18GHz ~ 40GHz	Jul. 03, 2019	Jul. 02, 2020	Radiation (03CH06-CB)
Spectrum analyzer	R&S	FSP40	100080	9kHz~40GHz	Oct. 21, 2019	Oct. 20, 2020	Radiation (03CH06-CB)
RF Cable-high	HUBER+SUHNER	RG402	High Cable-05	1GHz~18GHz	Oct. 07, 2019	Oct. 06, 2020	Radiation (03CH06-CB)
RF Cable-high	HUBER+SUHNER	RG402	High Cable-05+24	1GHz~18GHz	Oct. 07, 2019	Oct. 06, 2020	Radiation (03CH06-CB)
RF Cable-high	Woken	RG402	High Cable-40G#1	18GHz ~ 40 GHz	Jul. 24, 2019	Jul. 23, 2020	Radiation (03CH06-CB)
RF Cable-high	Woken	RG402	High Cable-40G#2	18GHz ~ 40 GHz	Jul. 24, 2019	Jul. 23, 2020	Radiation (03CH06-CB)
Spectrum analyzer	R&S	FSV40	101028	9kHz~40GHz	Nov. 01, 2019	Oct. 31, 2020	Conducted (TH03-CB)
Power Sensor	Anritsu	MA2411B	1726195	300MHz~40GHz	Aug. 13, 2019	Aug. 12, 2020	Conducted (TH03-CB)

Instrument	Manufacturer	Model No.	Serial No.	Characteristics	Calibration Date	Calibration Due Date	Remark
Power Meter	Anritsu	ML2495A	1035008	300MHz~40GHz	Aug. 13, 2019	Aug. 12, 2020	Conducted (TH03-CB)
RF Cable-high	Woken	RG402	High Cable-11	1 GHz – 26.5 GHz	Oct. 07, 2019	Oct. 06, 2020	Conducted (TH03-CB)
RF Cable-high	Woken	RG402	High Cable-12	1 GHz – 26.5 GHz	Oct. 07, 2019	Oct. 06, 2020	Conducted (TH03-CB)
RF Cable-high	Woken	RG402	High Cable-13	1 GHz – 26.5 GHz	Oct. 07, 2019	Oct. 06, 2020	Conducted (TH03-CB)
RF Cable-high	Woken	RG402	High Cable-14	1 GHz – 26.5 GHz	Oct. 07, 2019	Oct. 06, 2020	Conducted (TH03-CB)
RF Cable-high	Woken	RG402	High Cable-15	1 GHz – 26.5 GHz	Oct. 07, 2019	Oct. 06, 2020	Conducted (TH03-CB)

Note: Calibration Interval of instruments listed above is one year.

N.C.R. means Non-Calibration required.

Summary

Mode	Result	Type	Freq (Hz)	Level (dBuV)	Limit (dBuV)	Margin (dB)	Factor (dB)	Condition
Mode 1	Pass	QP	253.5k	44.95	61.64	-16.69	9.87	Neutral

Mode 1

11/06/2020

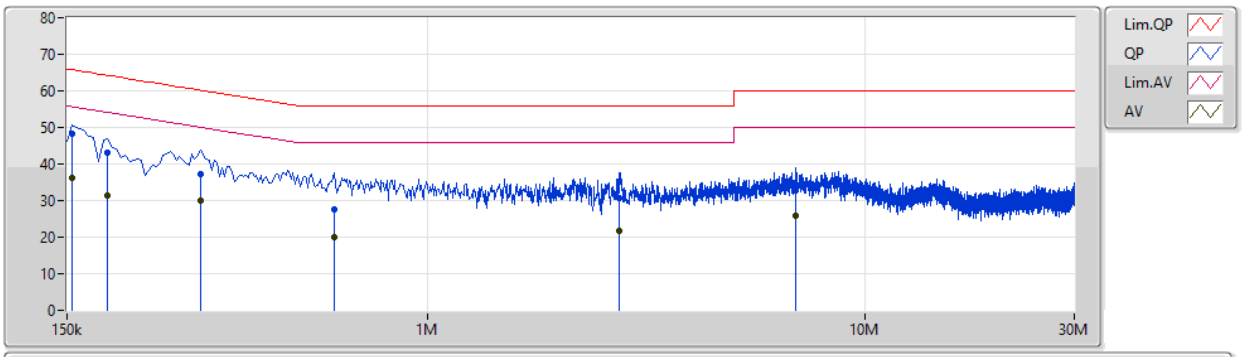

Type	Freq	Level	Limit	Margin	Factor	Condition	Comment	Raw	AF	CL	AT
	(Hz)	(dBuV)	(dBuV)	(dB)	(dB)			(dBuV)	(dB)	(dB)	(dB)
QP	154.5k	48.14	65.75	-17.61	9.87	Line	"Worst"	38.27	0.05	0.03	9.79
AV	154.5k	36.35	55.75	-19.40	9.87	Line	-	26.48	0.05	0.03	9.79
QP	186k	43.19	64.20	-21.01	9.86	Line	-	33.33	0.04	0.03	9.79
AV	186k	31.21	54.20	-22.99	9.86	Line	-	21.35	0.04	0.03	9.79
QP	303k	37.21	60.17	-22.96	9.87	Line	-	27.34	0.04	0.03	9.80
AV	303k	29.87	50.17	-20.30	9.87	Line	-	20.00	0.04	0.03	9.80
QP	613.5k	27.55	56.00	-28.45	9.88	Line	-	17.67	0.04	0.03	9.81
AV	613.5k	20.09	46.00	-25.91	9.88	Line	-	10.21	0.04	0.03	9.81
QP	2.747M	30.81	56.00	-25.19	9.99	Line	-	20.82	0.07	0.10	9.82
AV	2.747M	21.84	46.00	-24.16	9.99	Line	-	11.85	0.07	0.10	9.82
QP	6.936M	32.90	60.00	-27.10	10.16	Line	-	22.74	0.14	0.14	9.88
AV	6.936M	25.76	50.00	-24.24	10.16	Line	-	15.60	0.14	0.14	9.88

Mode 1

11/06/2020

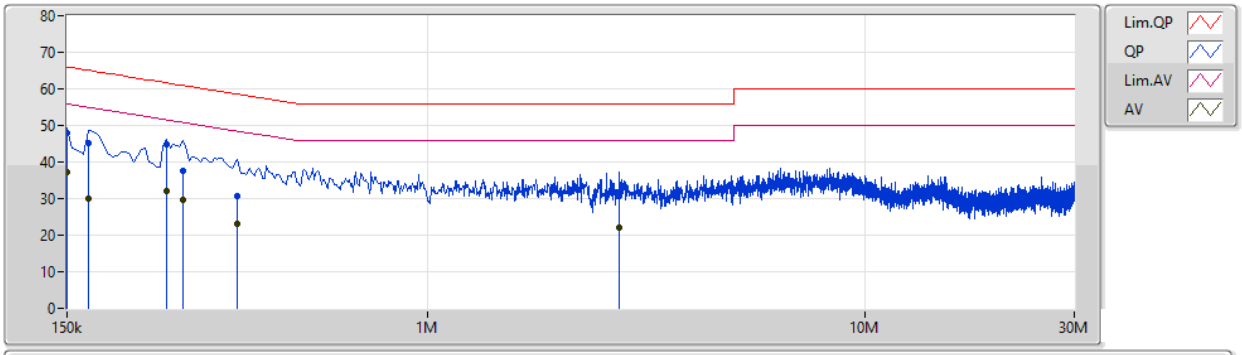

Type	Freq	Level	Limit	Margin	Factor	Condition	Comment	Raw	AF	CL	AT
	(Hz)	(dBuV)	(dBuV)	(dB)	(dB)			(dBuV)	(dB)	(dB)	(dB)
QP	150k	47.96	66.00	-18.04	9.86	Neutral	-	38.10	0.04	0.03	9.79
AV	150k	37.29	56.00	-18.71	9.86	Neutral	-	27.43	0.04	0.03	9.79
QP	168k	45.08	65.06	-19.98	9.86	Neutral	-	35.22	0.04	0.03	9.79
AV	168k	30.04	55.06	-25.02	9.86	Neutral	-	20.18	0.04	0.03	9.79
QP	253.5k	44.95	61.64	-16.69	9.87	Neutral	"Worst"	35.08	0.04	0.03	9.80
AV	253.5k	32.11	51.64	-19.53	9.87	Neutral	-	22.24	0.04	0.03	9.80
QP	276k	37.44	60.93	-23.49	9.87	Neutral	-	27.57	0.04	0.03	9.80
AV	276k	29.66	50.93	-21.27	9.87	Neutral	-	19.79	0.04	0.03	9.80
QP	366k	30.74	58.60	-27.86	9.88	Neutral	-	20.86	0.04	0.03	9.81
AV	366k	23.09	48.60	-25.51	9.88	Neutral	-	13.21	0.04	0.03	9.81
QP	2.742M	30.78	56.00	-25.22	10.00	Neutral	-	20.78	0.08	0.10	9.82
AV	2.742M	21.93	46.00	-24.07	10.00	Neutral	-	11.93	0.08	0.10	9.82

Summary

Mode	Max-N dB (Hz)	Max-OBW (Hz)	ITU-Code	Min-N dB (Hz)	Min-OBW (Hz)
5.25-5.35GHz	-	-	-	-	-
802.11a_Nss1,(6Mbps)_4TX	20.22M	16.612M	16M6D1D	19.89M	16.522M
802.11ac VHT20_Nss1,(MCS0)_4TX	20.46M	17.601M	17M6D1D	20.25M	17.571M
802.11ac VHT40_Nss1,(MCS0)_4TX	41.04M	36.522M	36M5D1D	40.68M	36.342M
802.11ac VHT80_Nss1,(MCS0)_4TX	82.08M	75.922M	75M9D1D	81M	75.682M
5.47-5.725GHz	-	-	-	-	-
802.11a_Nss1,(6Mbps)_4TX	20.16M	16.672M	16M7D1D	19.92M	16.522M
802.11ac VHT20_Nss1,(MCS0)_4TX	20.46M	17.631M	17M6D1D	20.16M	17.571M
802.11ac VHT40_Nss1,(MCS0)_4TX	41.16M	36.462M	36M5D1D	40.44M	36.342M
802.11ac VHT80_Nss1,(MCS0)_4TX	89.88M	76.042M	76M0D1D	81.12M	75.682M

Max-N dB = Maximum 6dB down bandwidth for 5.725-5.85GHz band / Maximum 26dB down bandwidth for other band;
Max-OBW = Maximum99% occupied bandwidth;
Min-N dB = Minimum 6dB down bandwidth for 5.725-5.85GHz band / Maximum 26dB down bandwidth for other band;
Min-OBW = Minimum 99% occupied bandwidth;

Result

Mode	Result	Limit (Hz)	Port 1-N dB (Hz)	Port 1-OBW (Hz)	Port 2-N dB (Hz)	Port 2-OBW (Hz)	Port 3-N dB (Hz)	Port 3-OBW (Hz)	Port 4-N dB (Hz)	Port 4-OBW (Hz)
802.11a_Nss1,(6Mbps)_4TX	-	-	-	-	-	-	-	-	-	-
5260MHz	Pass	Inf	20.16M	16.552M	20.07M	16.612M	20.16M	16.612M	19.89M	16.552M
5300MHz	Pass	Inf	19.98M	16.582M	20.13M	16.612M	20.04M	16.552M	20.04M	16.552M
5320MHz	Pass	Inf	19.89M	16.582M	20.22M	16.582M	20.04M	16.612M	19.98M	16.522M
5500MHz	Pass	Inf	20.07M	16.522M	19.92M	16.612M	20.16M	16.582M	20.04M	16.612M
5580MHz	Pass	Inf	19.98M	16.552M	20.04M	16.642M	20.16M	16.642M	20.1M	16.582M
5700MHz	Pass	Inf	20.13M	16.522M	20.04M	16.672M	20.1M	16.582M	20.1M	16.582M
802.11ac VHT20_Nss1,(MCS0)_4TX	-	-	-	-	-	-	-	-	-	-
5260MHz	Pass	Inf	20.34M	17.571M	20.34M	17.571M	20.4M	17.601M	20.25M	17.571M
5300MHz	Pass	Inf	20.43M	17.601M	20.28M	17.571M	20.34M	17.601M	20.34M	17.571M
5320MHz	Pass	Inf	20.28M	17.601M	20.46M	17.601M	20.46M	17.601M	20.34M	17.571M
5500MHz	Pass	Inf	20.46M	17.571M	20.46M	17.601M	20.28M	17.601M	20.31M	17.571M
5580MHz	Pass	Inf	20.37M	17.571M	20.34M	17.601M	20.31M	17.631M	20.28M	17.571M
5700MHz	Pass	Inf	20.34M	17.601M	20.34M	17.631M	20.43M	17.631M	20.16M	17.571M
802.11ac VHT40_Nss1,(MCS0)_4TX	-	-	-	-	-	-	-	-	-	-
5270MHz	Pass	Inf	40.98M	36.462M	40.98M	36.522M	40.86M	36.402M	40.68M	36.402M
5310MHz	Pass	Inf	41.04M	36.462M	40.98M	36.402M	40.8M	36.402M	40.68M	36.342M
5510MHz	Pass	Inf	41.1M	36.402M	40.86M	36.402M	40.8M	36.402M	41.04M	36.402M
5550MHz	Pass	Inf	41.16M	36.462M	40.98M	36.402M	40.74M	36.462M	40.44M	36.342M
5670MHz	Pass	Inf	40.92M	36.402M	40.98M	36.402M	40.98M	36.342M	40.8M	36.342M
802.11ac VHT80_Nss1,(MCS0)_4TX	-	-	-	-	-	-	-	-	-	-
5290MHz	Pass	Inf	81M	75.682M	81.84M	75.802M	82.08M	75.922M	81.36M	75.802M
5530MHz	Pass	Inf	81.48M	75.682M	81.84M	75.802M	81.96M	75.922M	81.12M	75.802M
5610MHz	Pass	Inf	81.24M	75.682M	87.36M	75.922M	89.88M	76.042M	81.36M	75.922M

Port X-N dB = Port **X** 6dB down bandwidth for 5.725-5.85GHz band / 26dB down bandwidth for other band
Port X-OBW = Port **X** 99% occupied bandwidth;

802.11a_Nss1,(6Mbps)_4TX

EBW

5260MHz

03/06/2020

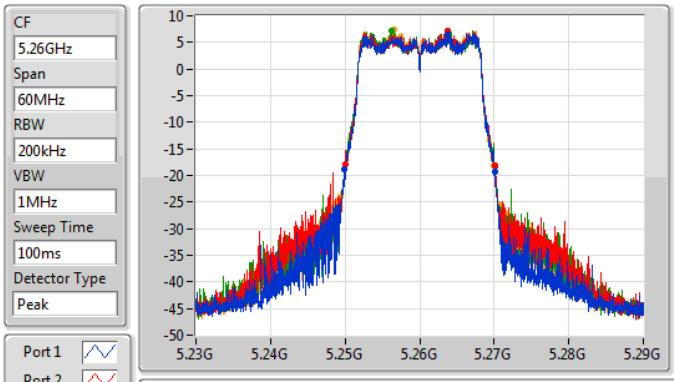

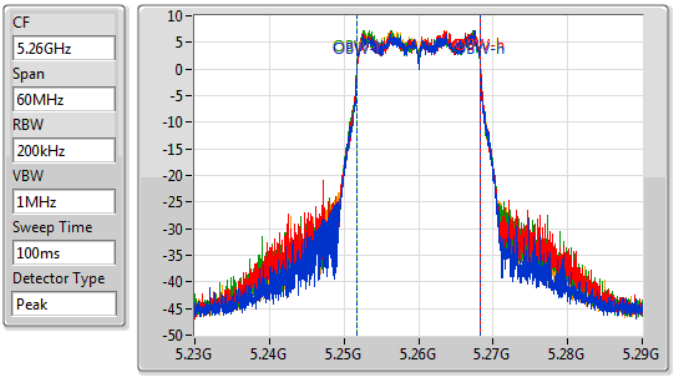

26dB(Hz)	Fl-26dB(Hz)	Fh-26dB(Hz)	OBW(Hz)	Fl-OBW(Hz)	Fh-OBW(Hz)	Limit(Hz)	Port
20.16M	5.24992G	5.27008G	16.552M	5.251754G	5.268306G	Inf	1
20.07M	5.25001G	5.27008G	16.612M	5.251724G	5.268336G	Inf	2
20.16M	5.24992G	5.27008G	16.612M	5.251694G	5.268306G	Inf	3
19.89M	5.2501G	5.26999G	16.552M	5.251754G	5.268306G	Inf	4

802.11a_Nss1,(6Mbps)_4TX

EBW

5300MHz

03/06/2020

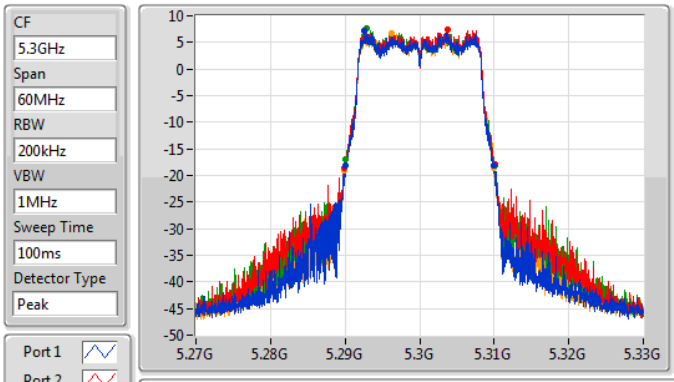

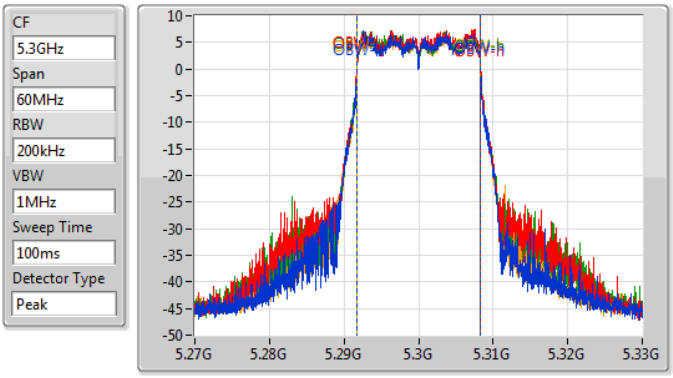

26dB(Hz)	Fl-26dB(Hz)	Fh-26dB(Hz)	OBW(Hz)	Fl-OBW(Hz)	Fh-OBW(Hz)	Limit(Hz)	Port
19.98M	5.29001G	5.30999G	16.582M	5.291724G	5.308306G	Inf	1
20.13M	5.28992G	5.31005G	16.612M	5.291724G	5.308336G	Inf	2
20.04M	5.2901G	5.31014G	16.552M	5.291724G	5.308276G	Inf	3
20.04M	5.28992G	5.30996G	16.552M	5.291754G	5.308306G	Inf	4

802.11a_Nss1,(6Mbps)_4TX

EBW

5320MHz

03/06/2020

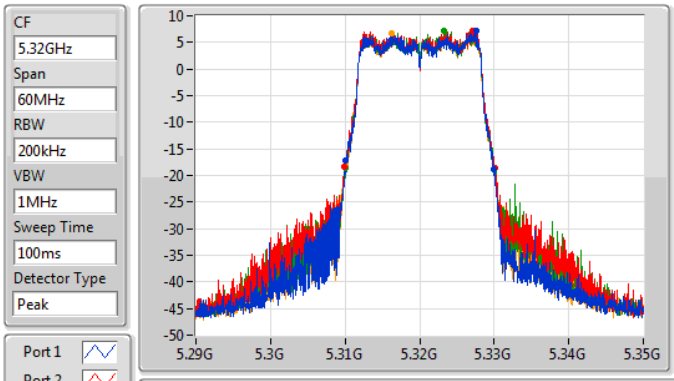

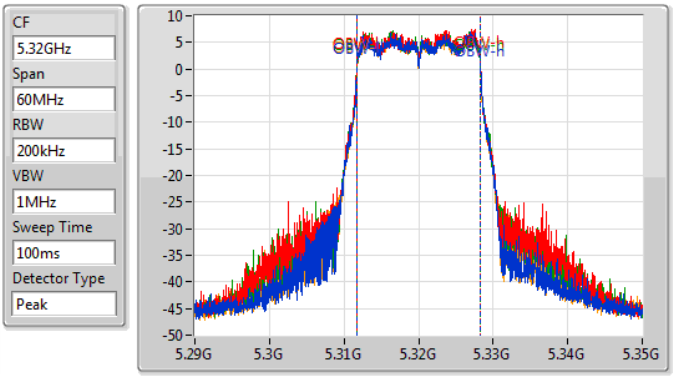

26dB(Hz)	Fl-26dB(Hz)	Fh-26dB(Hz)	OBW(Hz)	Fl-OBW(Hz)	Fh-OBW(Hz)	Limit(Hz)	Port
19.89M	5.3101G	5.32999G	16.582M	5.311754G	5.328336G	Inf	1
20.22M	5.30992G	5.33014G	16.582M	5.311724G	5.328306G	Inf	2
20.04M	5.31001G	5.33005G	16.612M	5.311694G	5.328306G	Inf	3
19.98M	5.31007G	5.33005G	16.522M	5.311784G	5.328306G	Inf	4

802.11a_Nss1,(6Mbps)_4TX

EBW

5500MHz

03/06/2020

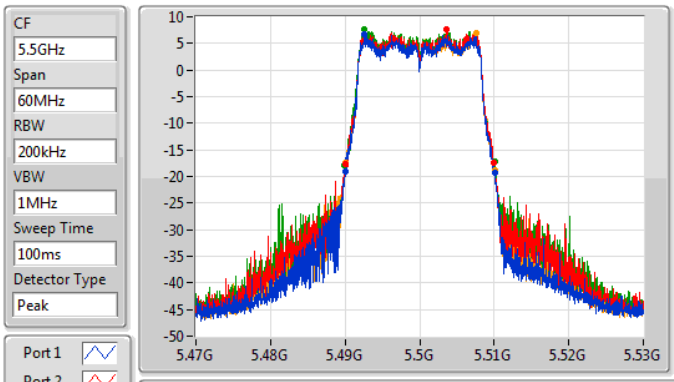

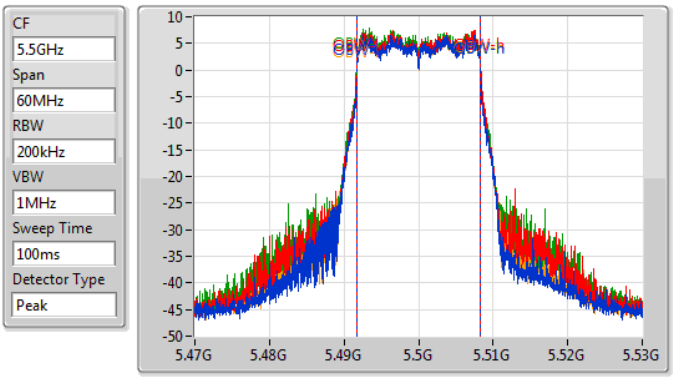

26dB(Hz)	Fl-26dB(Hz)	Fh-26dB(Hz)	OBW(Hz)	Fl-OBW(Hz)	Fh-OBW(Hz)	Limit(Hz)	Port
20.07M	5.48998G	5.51005G	16.522M	5.491754G	5.508276G	Inf	1
19.92M	5.4901G	5.51002G	16.612M	5.491724G	5.508336G	Inf	2
20.16M	5.48995G	5.51011G	16.582M	5.491724G	5.508306G	Inf	3
20.04M	5.49004G	5.51008G	16.612M	5.491724G	5.508336G	Inf	4

802.11a_Nss1,(6Mbps)_4TX EBW

5580MHz

03/06/2020

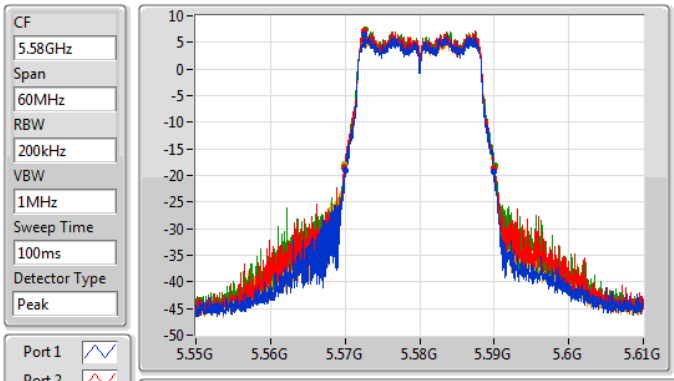

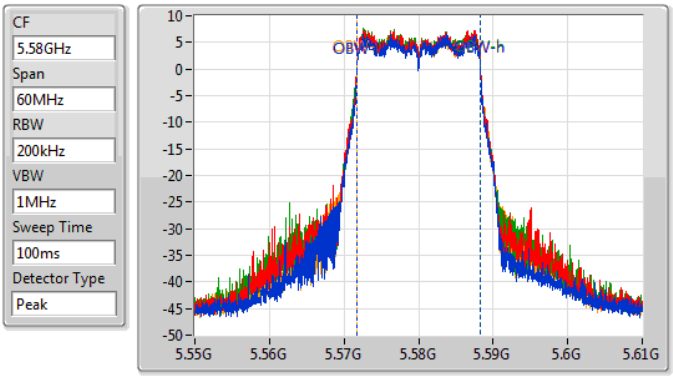

26dB(Hz)	Fl-26dB(Hz)	Fh-26dB(Hz)	OBW(Hz)	Fl-OBW(Hz)	Fh-OBW(Hz)	Limit(Hz)	Port
19.98M	5.56998G	5.58996G	16.552M	5.571724G	5.588276G	Inf	1
20.04M	5.56995G	5.58999G	16.642M	5.571694G	5.588336G	Inf	2
20.16M	5.56992G	5.59008G	16.642M	5.571664G	5.588306G	Inf	3
20.1M	5.56995G	5.59005G	16.582M	5.571724G	5.588306G	Inf	4

802.11a_Nss1,(6Mbps)_4TX EBW

5700MHz

03/06/2020

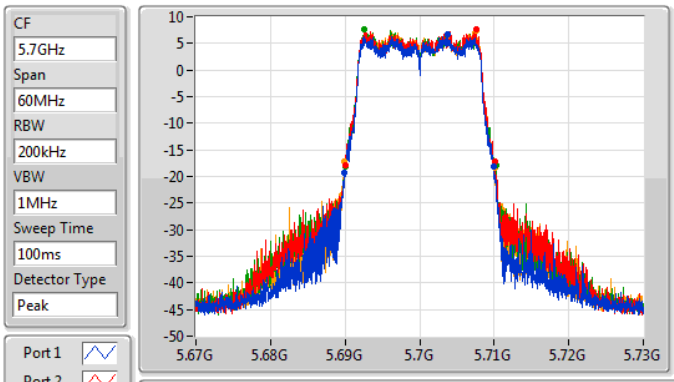

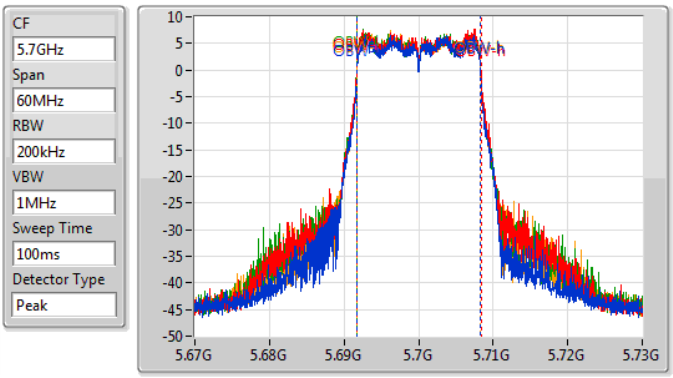

26dB(Hz)	Fl-26dB(Hz)	Fh-26dB(Hz)	OBW(Hz)	Fl-OBW(Hz)	Fh-OBW(Hz)	Limit(Hz)	Port
20.13M	5.68983G	5.70996G	16.522M	5.691754G	5.708276G	Inf	1
20.04M	5.69001G	5.71005G	16.672M	5.691694G	5.708366G	Inf	2
20.1M	5.6901G	5.7102G	16.582M	5.691724G	5.708306G	Inf	3
20.1M	5.68995G	5.71005G	16.582M	5.691724G	5.708306G	Inf	4

802.11ac VHT20_Nss1,(MCS0)_4TX EBW

5260MHz

03/06/2020

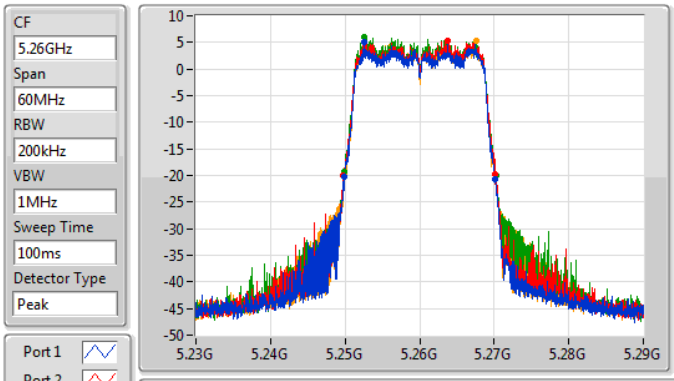

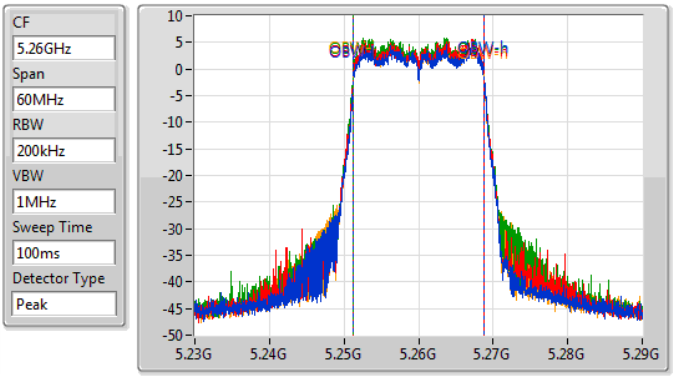

26dB(Hz)	Fl-26dB(Hz)	Fh-26dB(Hz)	OBW(Hz)	Fl-OBW(Hz)	Fh-OBW(Hz)	Limit(Hz)	Port
20.34M	5.24983G	5.27017G	17.571M	5.251244G	5.268816G	Inf	1
20.34M	5.2498G	5.27014G	17.571M	5.251244G	5.268816G	Inf	2
20.4M	5.24986G	5.27026G	17.601M	5.251214G	5.268816G	Inf	3
20.25M	5.24995G	5.2702G	17.571M	5.251244G	5.268816G	Inf	4

802.11ac VHT20_Nss1,(MCS0)_4TX EBW

5300MHz

03/06/2020

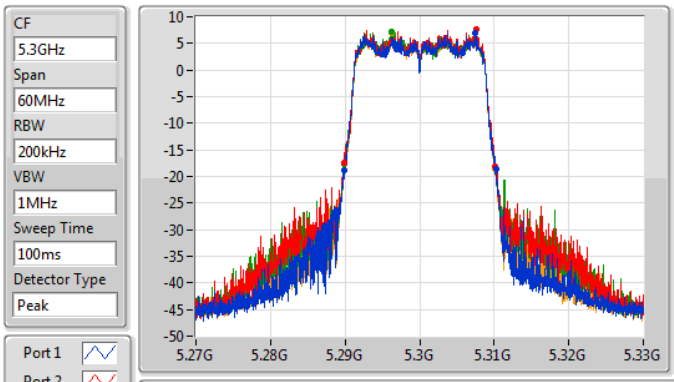

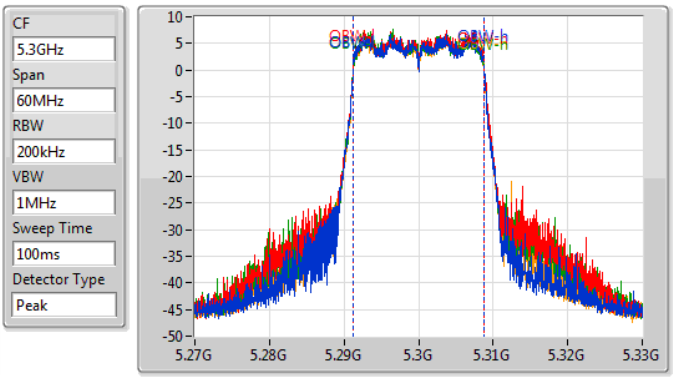

26dB(Hz)	Fl-26dB(Hz)	Fh-26dB(Hz)	OBW(Hz)	Fl-OBW(Hz)	Fh-OBW(Hz)	Limit(Hz)	Port
20.43M	5.28983G	5.31026G	17.601M	5.291214G	5.308816G	Inf	1
20.28M	5.28989G	5.31017G	17.571M	5.291244G	5.308816G	Inf	2
20.34M	5.28992G	5.31026G	17.601M	5.291214G	5.308816G	Inf	3
20.34M	5.28983G	5.31017G	17.571M	5.291244G	5.308816G	Inf	4

802.11ac VHT20_Nss1,(MCS0)_4TX EBW

5320MHz

03/06/2020

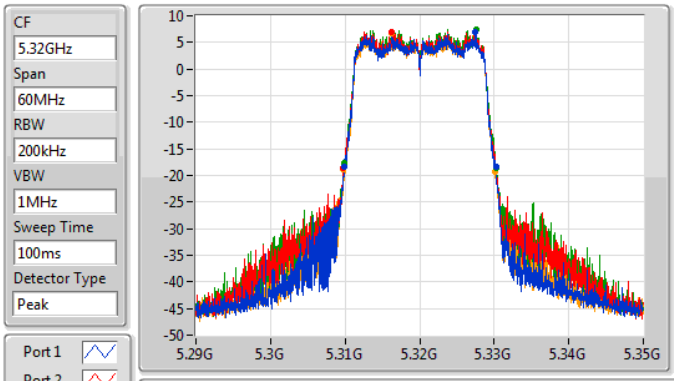

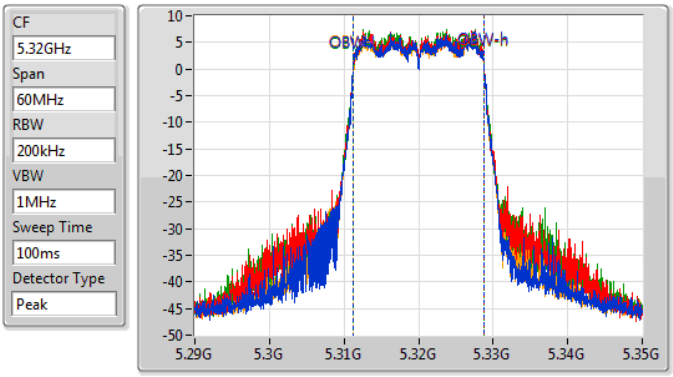

26dB(Hz)	Fl-26dB(Hz)	Fh-26dB(Hz)	OBW(Hz)	Fl-OBW(Hz)	Fh-OBW(Hz)	Limit(Hz)	Port
20.28M	5.30992G	5.3302G	17.601M	5.311214G	5.328816G	Inf	1
20.46M	5.30977G	5.33023G	17.601M	5.311214G	5.328816G	Inf	2
20.46M	5.30986G	5.33032G	17.601M	5.311214G	5.328816G	Inf	3
20.34M	5.30977G	5.33011G	17.571M	5.311244G	5.328816G	Inf	4

802.11ac VHT20_Nss1,(MCS0)_4TX EBW

5500MHz

03/06/2020

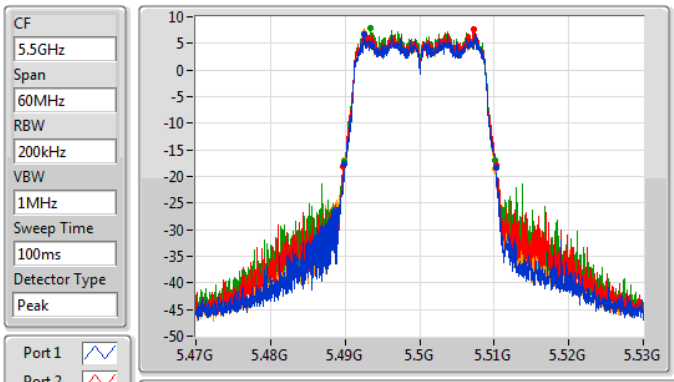

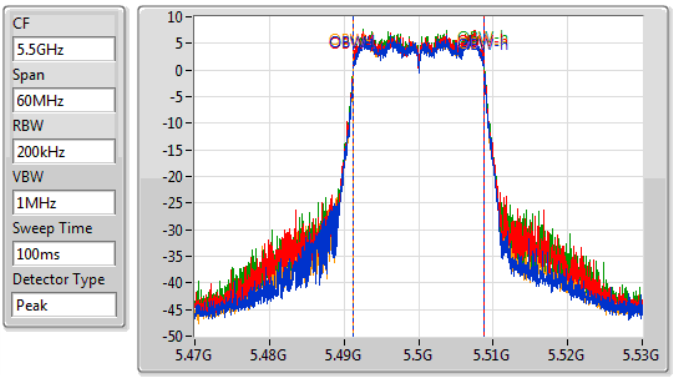

26dB(Hz)	Fl-26dB(Hz)	Fh-26dB(Hz)	OBW(Hz)	Fl-OBW(Hz)	Fh-OBW(Hz)	Limit(Hz)	Port
20.46M	5.48989G	5.51035G	17.571M	5.491244G	5.508816G	Inf	1
20.46M	5.48977G	5.51023G	17.601M	5.491214G	5.508816G	Inf	2
20.28M	5.48983G	5.51011G	17.601M	5.491214G	5.508816G	Inf	3
20.31M	5.48983G	5.51014G	17.571M	5.491244G	5.508816G	Inf	4

802.11ac VHT20_Nss1,(MCS0)_4TX EBW

5580MHz

03/06/2020

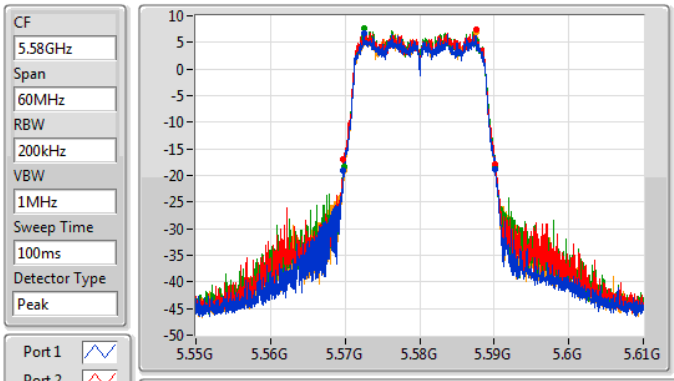

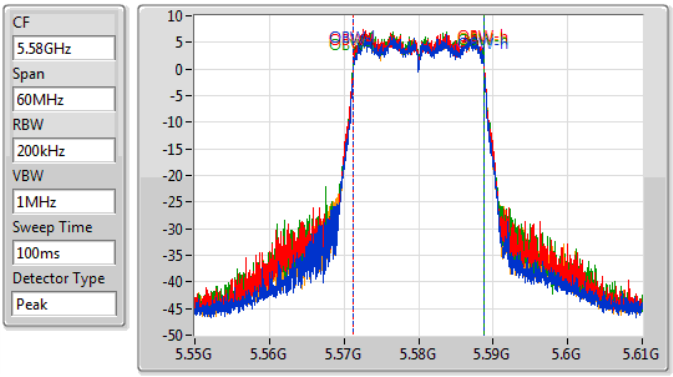

26dB(Hz)	Fl-26dB(Hz)	Fh-26dB(Hz)	OBW(Hz)	Fl-OBW(Hz)	Fh-OBW(Hz)	Limit(Hz)	Port
20.37M	5.56977G	5.59014G	17.571M	5.571244G	5.588816G	Inf	1
20.34M	5.56977G	5.59011G	17.601M	5.571214G	5.588816G	Inf	2
20.31M	5.56986G	5.59017G	17.631M	5.571184G	5.588816G	Inf	3
20.28M	5.56986G	5.59014G	17.571M	5.571244G	5.588816G	Inf	4

802.11ac VHT20_Nss1,(MCS0)_4TX EBW

5700MHz

03/06/2020

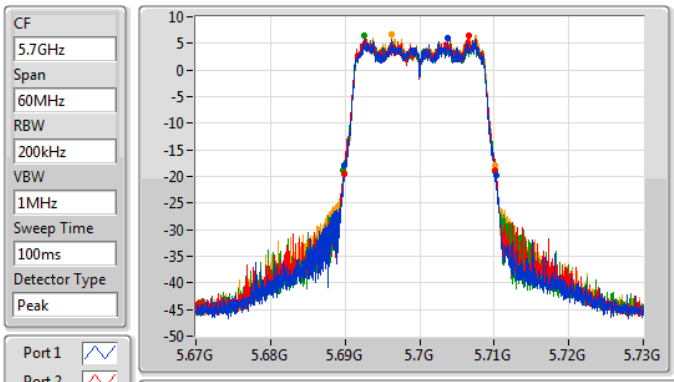

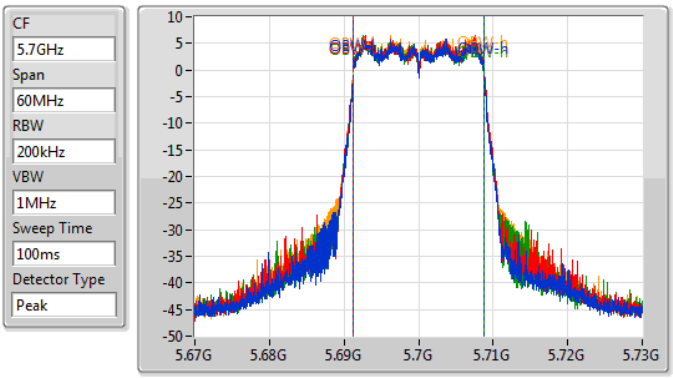

26dB(Hz)	Fl-26dB(Hz)	Fh-26dB(Hz)	OBW(Hz)	Fl-OBW(Hz)	Fh-OBW(Hz)	Limit(Hz)	Port
20.34M	5.68986G	5.7102G	17.601M	5.691214G	5.708816G	Inf	1
20.34M	5.68983G	5.71017G	17.631M	5.691214G	5.708846G	Inf	2
20.43M	5.68974G	5.71017G	17.631M	5.691214G	5.708846G	Inf	3
20.16M	5.68992G	5.71008G	17.571M	5.691244G	5.708816G	Inf	4

802.11ac VHT40_Nss1,(MCS0)_4TX EBW

5270MHz

03/06/2020

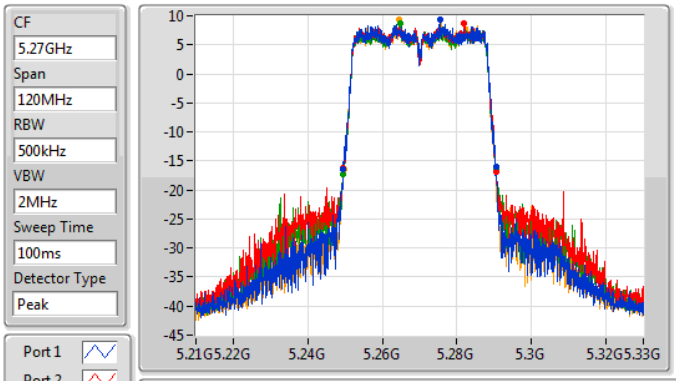

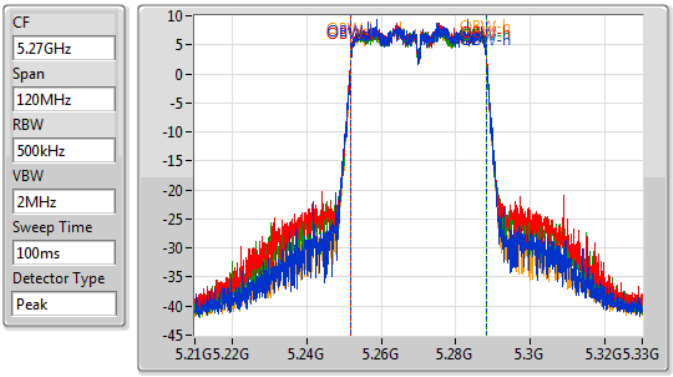

26dB(Hz)	Fl-26dB(Hz)	Fh-26dB(Hz)	OBW(Hz)	Fl-OBW(Hz)	Fh-OBW(Hz)	Limit(Hz)	Port
40.98M	5.24948G	5.29046G	36.462M	5.251829G	5.288291G	Inf	1
40.98M	5.2496G	5.29058G	36.522M	5.251769G	5.288291G	Inf	2
40.86M	5.24954G	5.2904G	36.402M	5.251829G	5.288231G	Inf	3
40.68M	5.24972G	5.2904G	36.402M	5.251829G	5.288231G	Inf	4

802.11ac VHT40_Nss1,(MCS0)_4TX EBW

5310MHz

03/06/2020

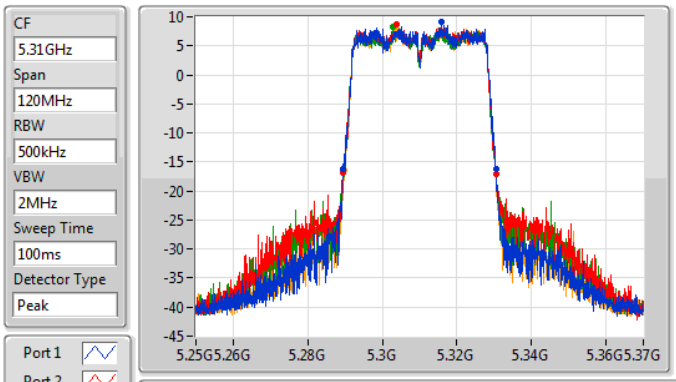

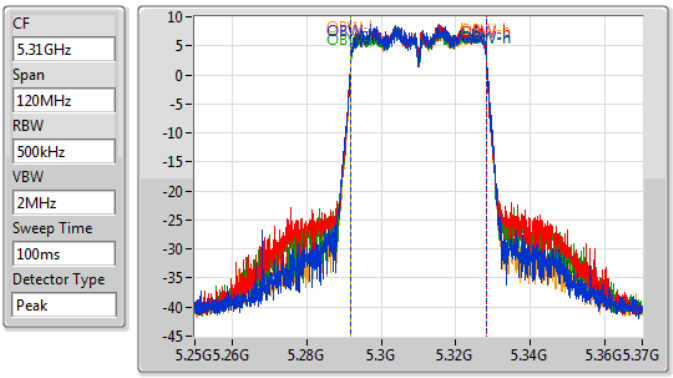

26dB(Hz)	Fl-26dB(Hz)	Fh-26dB(Hz)	OBW(Hz)	Fl-OBW(Hz)	Fh-OBW(Hz)	Limit(Hz)	Port
41.04M	5.28948G	5.33052G	36.462M	5.291889G	5.328351G	Inf	1
40.98M	5.2896G	5.33058G	36.402M	5.291829G	5.328231G	Inf	2
40.8M	5.2896G	5.3304G	36.402M	5.291829G	5.328231G	Inf	3
40.68M	5.28972G	5.3304G	36.342M	5.291889G	5.328231G	Inf	4

802.11ac VHT40_Nss1,(MCS0)_4TX EBW

5510MHz

03/06/2020

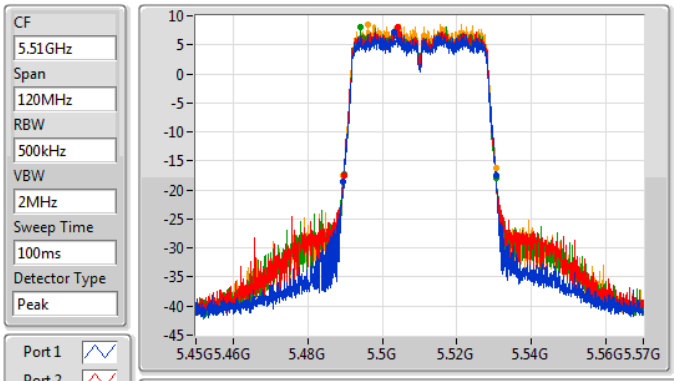

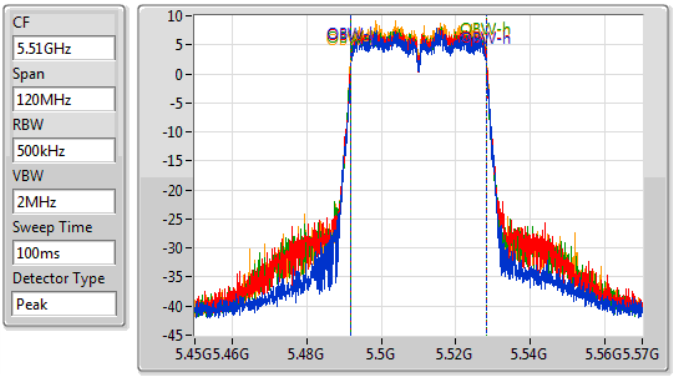

26dB(Hz)	Fl-26dB(Hz)	Fh-26dB(Hz)	OBW(Hz)	Fl-OBW(Hz)	Fh-OBW(Hz)	Limit(Hz)	Port
41.1M	5.48936G	5.53046G	36.402M	5.491829G	5.528231G	Inf	1
40.86M	5.48966G	5.53052G	36.402M	5.491829G	5.528231G	Inf	2
40.8M	5.48972G	5.53052G	36.402M	5.491829G	5.528231G	Inf	3
41.04M	5.48942G	5.53046G	36.402M	5.491829G	5.528231G	Inf	4

802.11ac VHT40_Nss1,(MCS0)_4TX EBW

5550MHz

03/06/2020

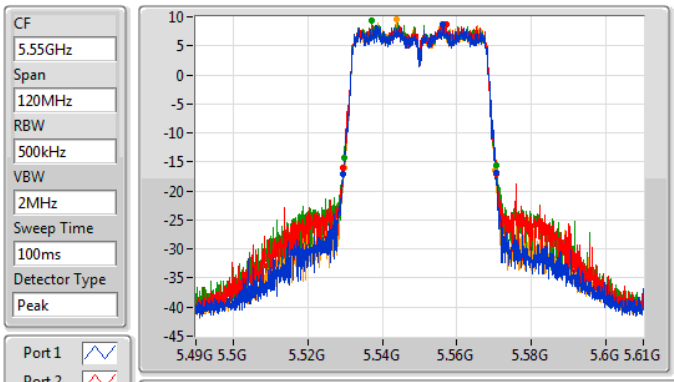

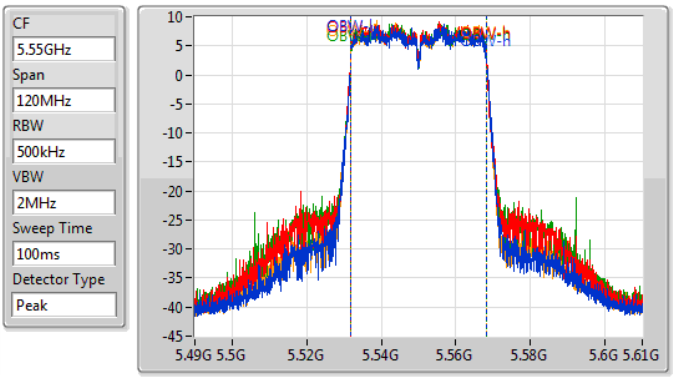

26dB(Hz)	Fl-26dB(Hz)	Fh-26dB(Hz)	OBW(Hz)	Fl-OBW(Hz)	Fh-OBW(Hz)	Limit(Hz)	Port
41.16M	5.52942G	5.57058G	36.462M	5.531829G	5.568291G	Inf	1
40.98M	5.52954G	5.57052G	36.402M	5.531829G	5.568231G	Inf	2
40.74M	5.52978G	5.57052G	36.462M	5.531769G	5.568231G	Inf	3
40.44M	5.52984G	5.57028G	36.342M	5.531889G	5.568231G	Inf	4

802.11ac VHT40_Nss1,(MCS0)_4TX EBW

5670MHz

03/06/2020

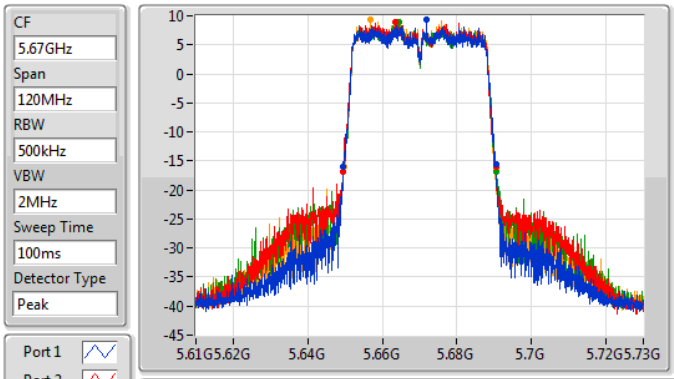

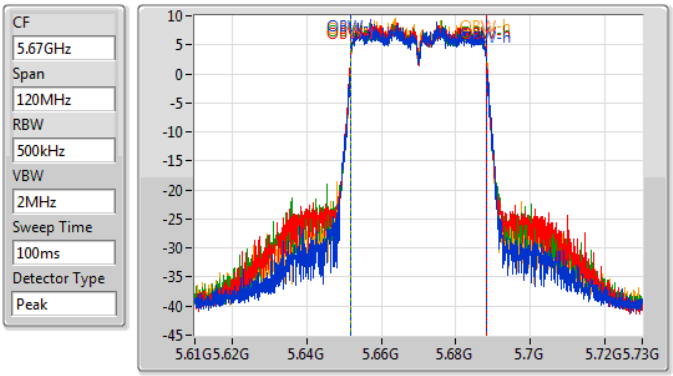

26dB(Hz)	Fl-26dB(Hz)	Fh-26dB(Hz)	OBW(Hz)	Fl-OBW(Hz)	Fh-OBW(Hz)	Limit(Hz)	Port
40.92M	5.64948G	5.6904G	36.402M	5.651829G	5.688231G	Inf	1
40.98M	5.64948G	5.69046G	36.402M	5.651769G	5.688171G	Inf	2
40.98M	5.64942G	5.6904G	36.342M	5.651829G	5.688171G	Inf	3
40.8M	5.64966G	5.69046G	36.342M	5.651829G	5.688171G	Inf	4

802.11ac VHT80_Nss1,(MCS0)_4TX EBW

5290MHz

03/06/2020

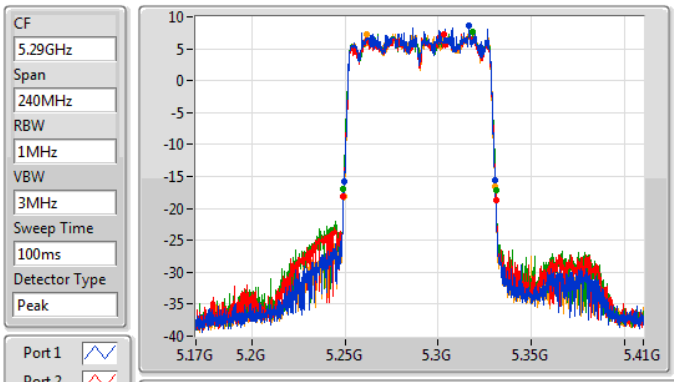

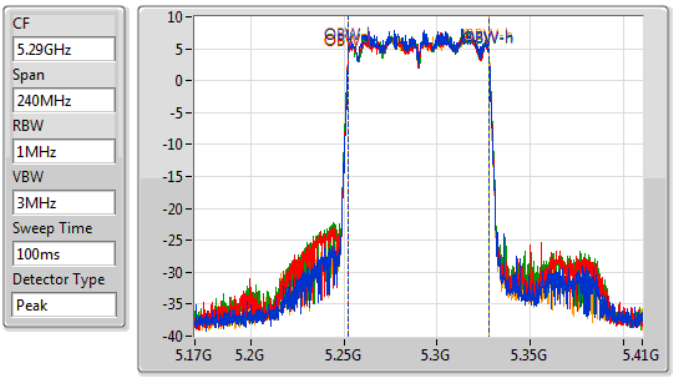

26dB(Hz)	Fl-26dB(Hz)	Fh-26dB(Hz)	OBW(Hz)	Fl-OBW(Hz)	Fh-OBW(Hz)	Limit(Hz)	Port
81M	5.24956G	5.33056G	75.682M	5.252219G	5.327901G	Inf	1
81.84M	5.2492G	5.33104G	75.802M	5.252099G	5.327901G	Inf	2
82.08M	5.24896G	5.33104G	75.922M	5.252099G	5.328021G	Inf	3
81.36M	5.24932G	5.33068G	75.802M	5.252099G	5.327901G	Inf	4

802.11ac VHT80_Nss1,(MCS0)_4TX EBW

5530MHz

03/06/2020

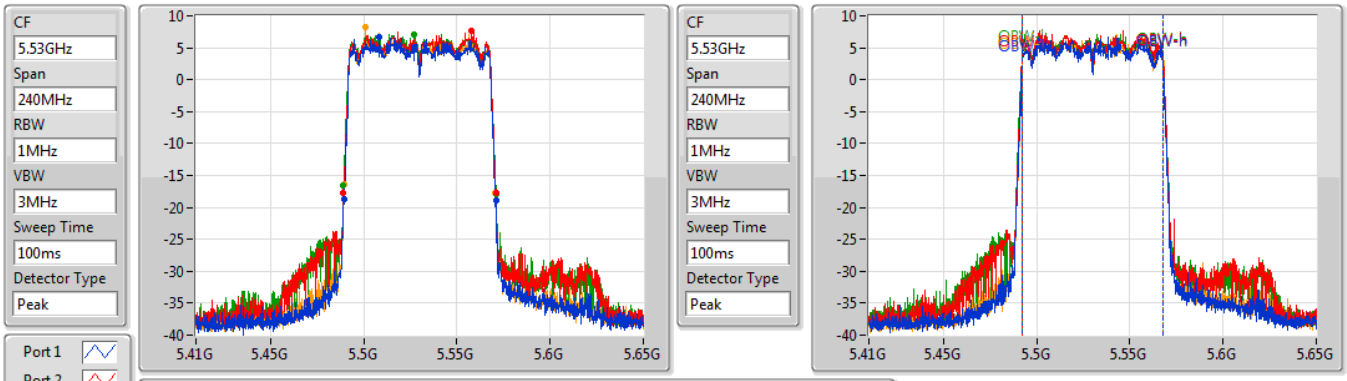

26dB(Hz)	Fl-26dB(Hz)	Fh-26dB(Hz)	OBW(Hz)	Fl-OBW(Hz)	Fh-OBW(Hz)	Limit(Hz)	Port
81.48M	5.48932G	5.5708G	75.682M	5.492099G	5.567781G	Inf	1
81.84M	5.48896G	5.5708G	75.802M	5.492099G	5.567901G	Inf	2
81.96M	5.48896G	5.57092G	75.922M	5.491979G	5.567901G	Inf	3
81.12M	5.48944G	5.57056G	75.802M	5.492099G	5.567901G	Inf	4

802.11ac VHT80_Nss1,(MCS0)_4TX EBW

5610MHz

03/06/2020

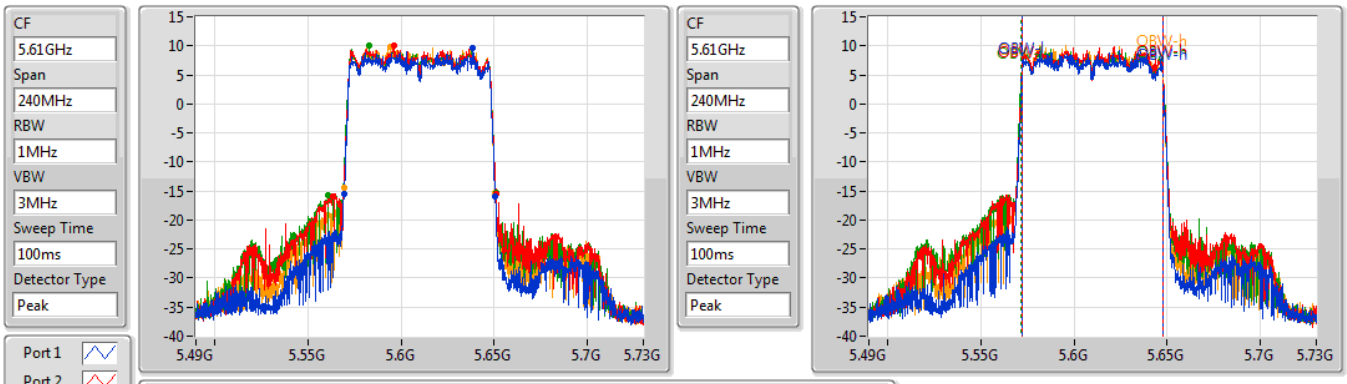

26dB(Hz)	Fl-26dB(Hz)	Fh-26dB(Hz)	OBW(Hz)	Fl-OBW(Hz)	Fh-OBW(Hz)	Limit(Hz)	Port
81.24M	5.56944G	5.65068G	75.682M	5.572099G	5.647781G	Inf	1
87.36M	5.56356G	5.65092G	75.922M	5.571979G	5.647901G	Inf	2
89.88M	5.56092G	5.6508G	76.042M	5.571859G	5.647901G	Inf	3
81.36M	5.56932G	5.65068G	75.922M	5.571979G	5.647901G	Inf	4

Summary

Mode	Total Power (dBm)	Total Power (W)
5.25-5.35GHz	-	-
802.11a_Nss1,(6Mbps)_4TX	23.57	0.22751
802.11ac VHT20_Nss1,(MCS0)_4TX	23.77	0.23823
802.11ac VHT40_Nss1,(MCS0)_4TX	23.61	0.22961
802.11ac VHT80_Nss1,(MCS0)_4TX	21.92	0.15560
5.47-5.725GHz	-	-
802.11a_Nss1,(6Mbps)_4TX	23.53	0.22542
802.11ac VHT20_Nss1,(MCS0)_4TX	23.42	0.21979
802.11ac VHT40_Nss1,(MCS0)_4TX	23.66	0.23227
802.11ac VHT80_Nss1,(MCS0)_4TX	23.64	0.23121

Result

Mode	Result	DG (dBi)	Port 1 (dBm)	Port 2 (dBm)	Port 3 (dBm)	Port 4 (dBm)	Total Power (dBm)	Power Limit (dBm)
802.11a_Nss1,(6Mbps)_4TX	-	-	-	-	-	-	-	-
5260MHz	Pass	5.46	17.12	17.42	17.41	17.68	23.43	23.98
5300MHz	Pass	5.46	17.36	17.87	17.57	17.37	23.57	23.98
5320MHz	Pass	5.46	17.17	17.62	17.39	17.18	23.36	23.98
5500MHz	Pass	5.46	17.03	17.63	17.94	17.38	23.53	23.98
5580MHz	Pass	5.46	16.81	17.24	17.36	17.15	23.17	23.98
5700MHz	Pass	5.46	16.83	17.46	17.24	17.45	23.27	23.98
802.11ac VHT20_Nss1,(MCS0)_4TX	-	-	-	-	-	-	-	-
5260MHz	Pass	5.46	17.12	17.89	18.38	17.52	23.77	23.98
5300MHz	Pass	5.46	17.27	17.69	17.49	17.25	23.45	23.98
5320MHz	Pass	5.46	17.05	17.43	17.75	17.03	23.35	23.98
5500MHz	Pass	5.46	16.95	17.54	17.80	17.28	23.42	23.98
5580MHz	Pass	5.46	16.64	17.28	17.22	17.06	23.08	23.98
5700MHz	Pass	5.46	15.97	16.40	16.21	16.68	22.34	23.98
802.11ac VHT40_Nss1,(MCS0)_4TX	-	-	-	-	-	-	-	-
5270MHz	Pass	5.46	17.53	17.84	17.55	17.44	23.61	23.98
5310MHz	Pass	5.46	17.33	17.78	17.39	17.16	23.44	23.98
5510MHz	Pass	5.46	15.81	16.93	17.01	17.61	22.91	23.98
5550MHz	Pass	5.46	17.11	17.89	17.84	17.49	23.61	23.98
5670MHz	Pass	5.46	17.14	17.82	17.72	17.83	23.66	23.98
802.11ac VHT80_Nss1,(MCS0)_4TX	-	-	-	-	-	-	-	-
5290MHz	Pass	5.46	15.86	15.82	16.03	15.87	21.92	23.98
5530MHz	Pass	5.46	14.38	15.60	15.76	14.81	21.19	23.98
5610MHz	Pass	5.46	16.87	17.97	17.78	17.77	23.64	23.98

DG = Directional Gain; **Port X** = Port X output power

Summary

Mode	PD (dBm/RBW)
5.25-5.35GHz	-
802.11a_Nss1,(6Mbps)_4TX	10.72
802.11ac VHT20_Nss1,(MCS0)_4TX	10.90
802.11ac VHT40_Nss1,(MCS0)_4TX	7.50
802.11ac VHT80_Nss1,(MCS0)_4TX	1.88
5.47-5.725GHz	-
802.11a_Nss1,(6Mbps)_4TX	10.83
802.11ac VHT20_Nss1,(MCS0)_4TX	10.62
802.11ac VHT40_Nss1,(MCS0)_4TX	7.55
802.11ac VHT80_Nss1,(MCS0)_4TX	4.17

RBW = 500 kHz for 5.725-5.85GHz band / 1MHz for other band;

Result

Mode	Result	DG (dBi)	Port 1 (dBm/RBW)	Port 2 (dBm/RBW)	Port 3 (dBm/RBW)	Port 4 (dBm/RBW)	PD (dBm/RBW)	PD Limit (dBm/RBW)
802.11a_Nss1,(6Mbps)_4TX	-	-	-	-	-	-	-	-
5260MHz	Pass	6.05	4.81	4.94	5.12	5.10	10.72	10.95
5300MHz	Pass	6.05	4.82	5.14	4.98	4.64	10.68	10.95
5320MHz	Pass	6.05	4.93	4.87	4.78	4.49	10.72	10.95
5500MHz	Pass	5.44	4.48	5.21	5.29	4.84	10.80	11.00
5580MHz	Pass	5.44	4.27	4.98	5.08	4.71	10.64	11.00
5700MHz	Pass	5.44	4.52	5.27	5.39	5.09	10.83	11.00
802.11ac VHT20_Nss1,(MCS0)_4TX	-	-	-	-	-	-	-	-
5260MHz	Pass	6.05	4.51	5.28	5.80	4.86	10.90	10.95
5300MHz	Pass	6.05	4.50	4.94	4.79	4.44	10.55	10.95
5320MHz	Pass	6.05	4.36	4.61	4.99	4.28	10.41	10.95
5500MHz	Pass	5.44	4.38	4.86	5.10	4.57	10.62	11.00
5580MHz	Pass	5.44	4.31	5.05	4.92	4.48	10.61	11.00
5700MHz	Pass	5.44	3.57	3.85	3.72	4.49	9.72	11.00
802.11ac VHT40_Nss1,(MCS0)_4TX	-	-	-	-	-	-	-	-
5270MHz	Pass	6.05	1.54	2.11	1.89	1.30	7.50	10.95
5310MHz	Pass	6.05	1.34	1.83	1.40	1.19	7.27	10.95
5510MHz	Pass	5.44	-0.13	0.93	1.03	1.68	6.74	11.00
5550MHz	Pass	5.44	1.25	2.19	2.13	1.52	7.54	11.00
5670MHz	Pass	5.44	1.13	2.07	2.02	1.92	7.55	11.00
802.11ac VHT80_Nss1,(MCS0)_4TX	-	-	-	-	-	-	-	-
5290MHz	Pass	6.05	-3.92	-3.60	-3.79	-3.80	1.88	10.95
5530MHz	Pass	5.44	-5.24	-4.05	-4.04	-4.97	1.19	11.00
5610MHz	Pass	5.44	-2.60	-1.22	-1.23	-1.99	4.17	11.00

DG = Directional Gain; **RBW** = 500 kHz for 5.725-5.85GHz band / 1MHz for other band;
PD = trace bin-by-bin of each transmits port summing can be performed maximum power density; **Port X** = Port X power density;

802.11a_Nss1,(6Mbps)_4TX PSD

5260MHz

03/06/2020

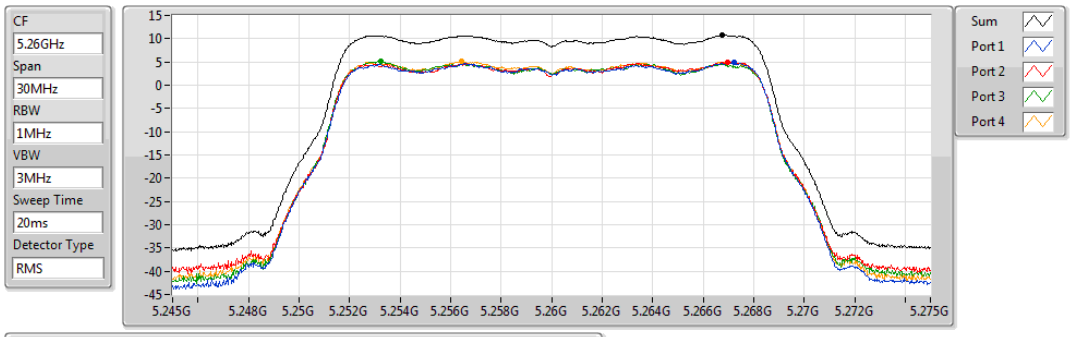

Sum	PD	Port 1	Port 2	Port 3	Port 4
(dBm/RBW)	(dBm/RBW)	(dBm/RBW)	(dBm/RBW)	(dBm/RBW)	(dBm/RBW)
10.72	10.72	4.81	4.94	5.12	5.10

802.11a_Nss1,(6Mbps)_4TX PSD

5300MHz

03/06/2020

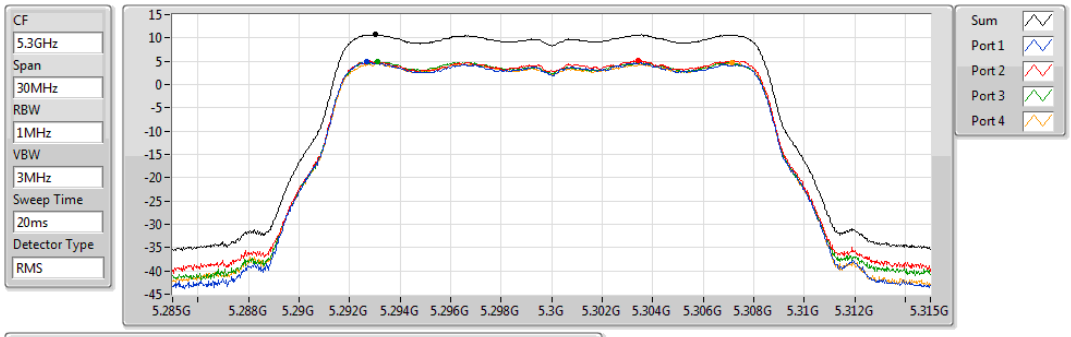

Sum	PD	Port 1	Port 2	Port 3	Port 4
(dBm/RBW)	(dBm/RBW)	(dBm/RBW)	(dBm/RBW)	(dBm/RBW)	(dBm/RBW)
10.68	10.68	4.82	5.14	4.98	4.64

802.11a_Nss1,(6Mbps)_4TX PSD

5320MHz

03/06/2020

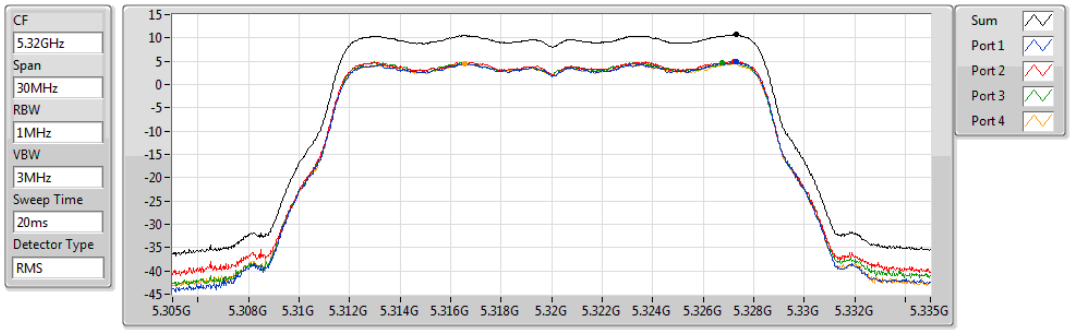

Sum	PD	Port 1	Port 2	Port 3	Port 4
(dBm/RBW)	(dBm/RBW)	(dBm/RBW)	(dBm/RBW)	(dBm/RBW)	(dBm/RBW)
10.72	10.72	4.93	4.87	4.78	4.49

802.11a_Nss1,(6Mbps)_4TX PSD

5500MHz

03/06/2020

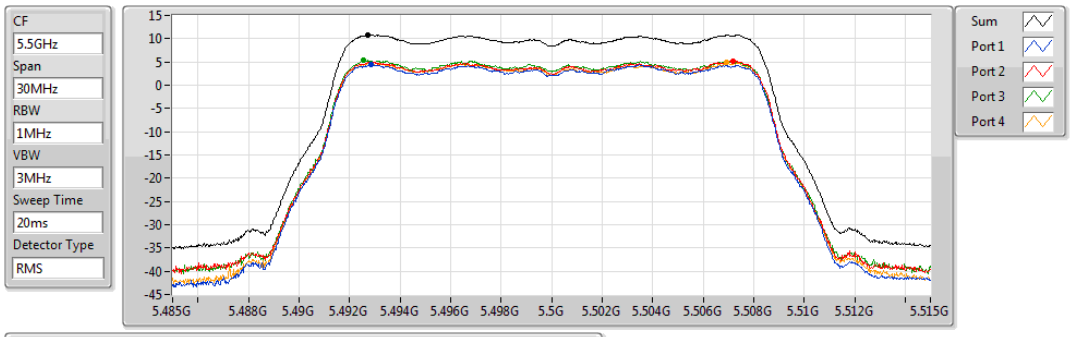

Sum	PD	Port 1	Port 2	Port 3	Port 4
(dBm/RBW)	(dBm/RBW)	(dBm/RBW)	(dBm/RBW)	(dBm/RBW)	(dBm/RBW)
10.80	10.80	4.48	5.21	5.29	4.84

802.11a_Nss1,(6Mbps)_4TX PSD

5580MHz

03/06/2020

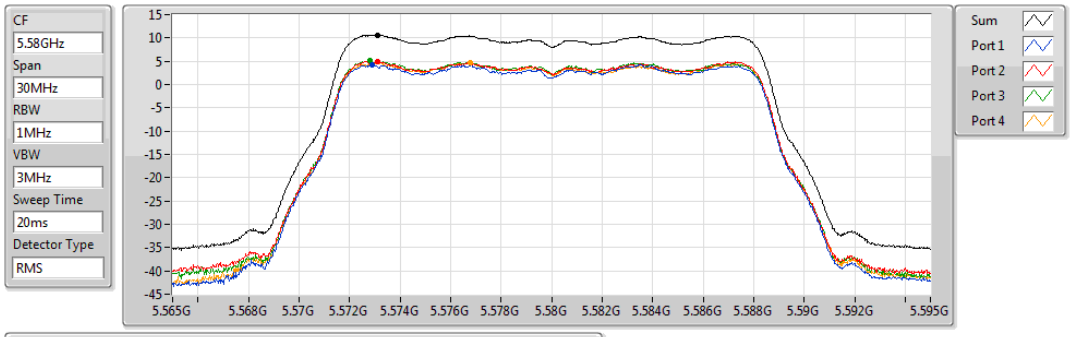

Sum	PD	Port 1	Port 2	Port 3	Port 4
(dBm/RBW)	(dBm/RBW)	(dBm/RBW)	(dBm/RBW)	(dBm/RBW)	(dBm/RBW)
10.64	10.64	4.27	4.98	5.08	4.71

802.11a_Nss1,(6Mbps)_4TX PSD

5700MHz

03/06/2020

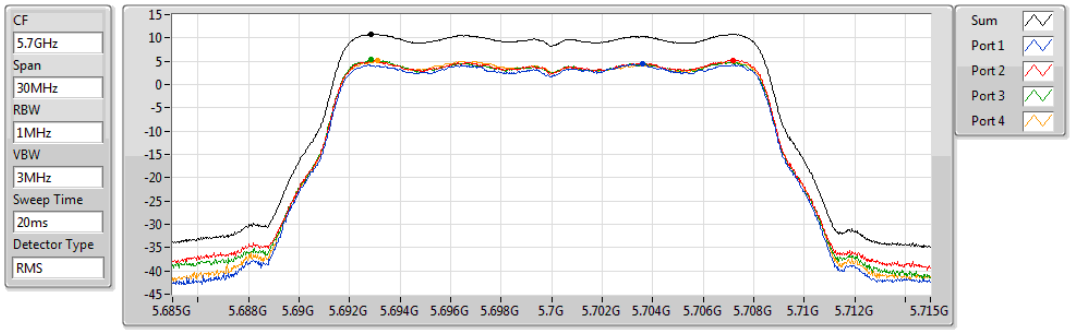

Sum	PD	Port 1	Port 2	Port 3	Port 4
(dBm/RBW)	(dBm/RBW)	(dBm/RBW)	(dBm/RBW)	(dBm/RBW)	(dBm/RBW)
10.83	10.83	4.52	5.27	5.39	5.09

802.11ac VHT20_Nss1,(MCS0)_4TX PSD

5260MHz

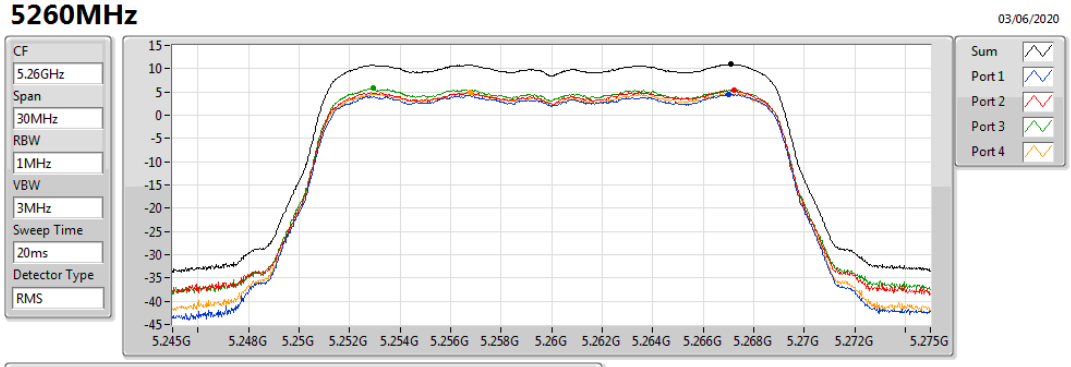

Sum	PD	Port 1	Port 2	Port 3	Port 4
(dBm/RBW)	(dBm/RBW)	(dBm/RBW)	(dBm/RBW)	(dBm/RBW)	(dBm/RBW)
10.90	10.90	4.51	5.28	5.80	4.86

802.11ac VHT20_Nss1,(MCS0)_4TX PSD

5300MHz

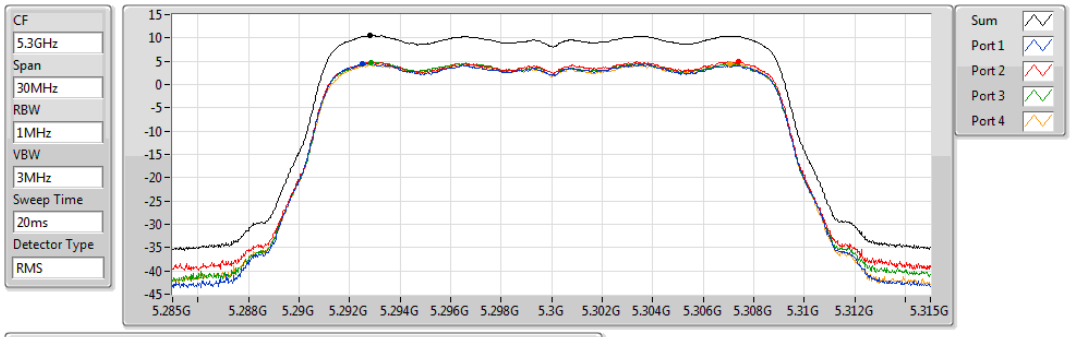

Sum	PD	Port 1	Port 2	Port 3	Port 4
(dBm/RBW)	(dBm/RBW)	(dBm/RBW)	(dBm/RBW)	(dBm/RBW)	(dBm/RBW)
10.55	10.55	4.50	4.94	4.79	4.44

802.11ac VHT20_Nss1,(MCS0)_4TX PSD

5320MHz

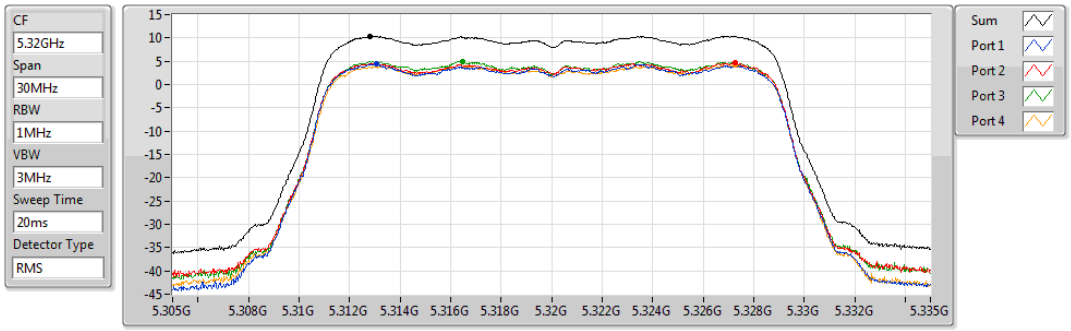

Sum	PD	Port 1	Port 2	Port 3	Port 4
(dBm/RBW)	(dBm/RBW)	(dBm/RBW)	(dBm/RBW)	(dBm/RBW)	(dBm/RBW)
10.41	10.41	4.36	4.61	4.99	4.28

802.11ac VHT20_Nss1,(MCS0)_4TX PSD

5500MHz

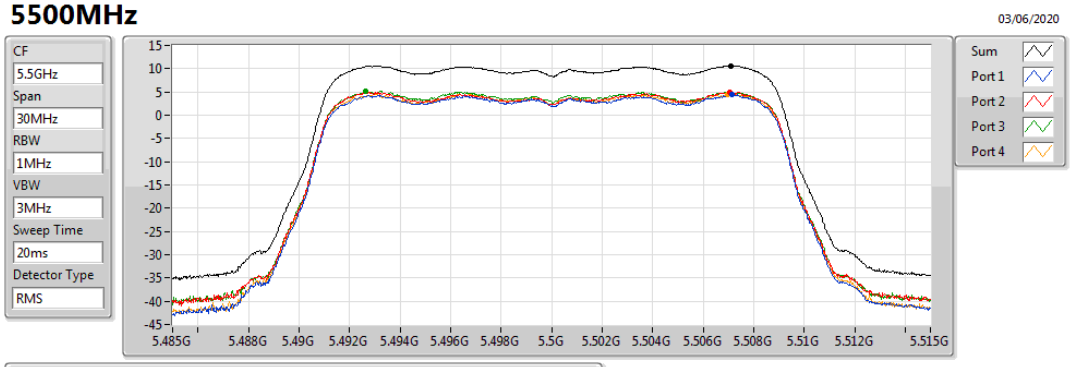

Sum	PD	Port 1	Port 2	Port 3	Port 4
(dBm/RBW)	(dBm/RBW)	(dBm/RBW)	(dBm/RBW)	(dBm/RBW)	(dBm/RBW)
10.62	10.62	4.38	4.86	5.10	4.57

802.11ac VHT20_Nss1,(MCS0)_4TX PSD

5580MHz

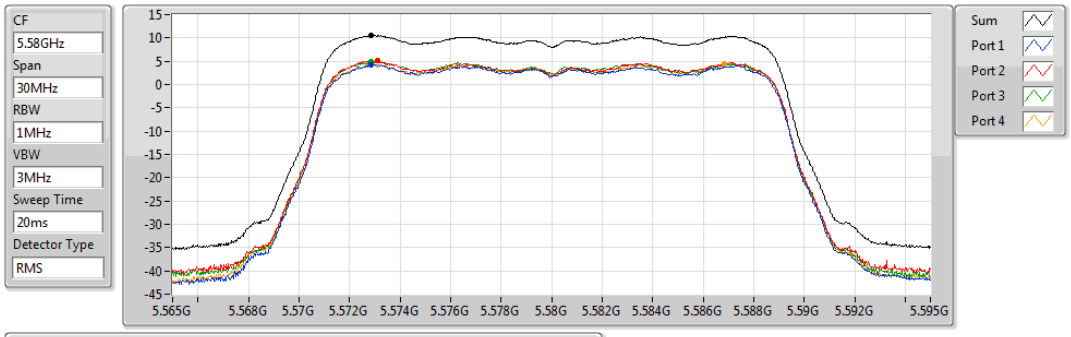

Sum	PD	Port 1	Port 2	Port 3	Port 4
(dBm/RBW)	(dBm/RBW)	(dBm/RBW)	(dBm/RBW)	(dBm/RBW)	(dBm/RBW)
10.61	10.61	4.31	5.05	4.92	4.48

802.11ac VHT20_Nss1,(MCS0)_4TX PSD

5700MHz

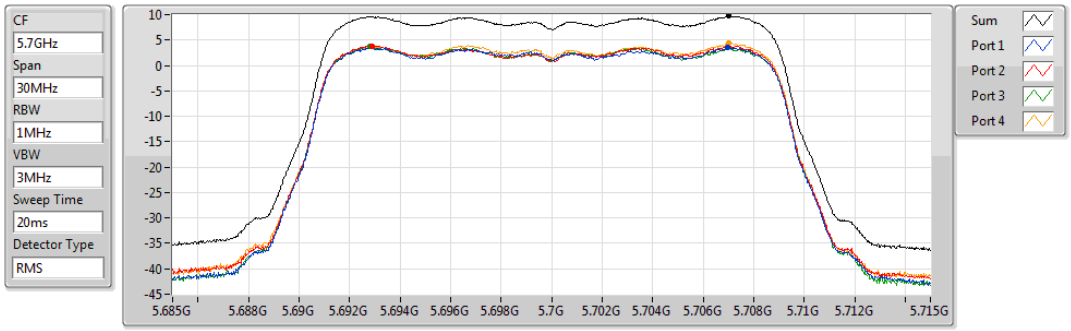

Sum	PD	Port 1	Port 2	Port 3	Port 4
(dBm/RBW)	(dBm/RBW)	(dBm/RBW)	(dBm/RBW)	(dBm/RBW)	(dBm/RBW)
9.72	9.72	3.57	3.85	3.72	4.49

802.11ac VHT40_Nss1,(MCS0)_4TX PSD

5270MHz

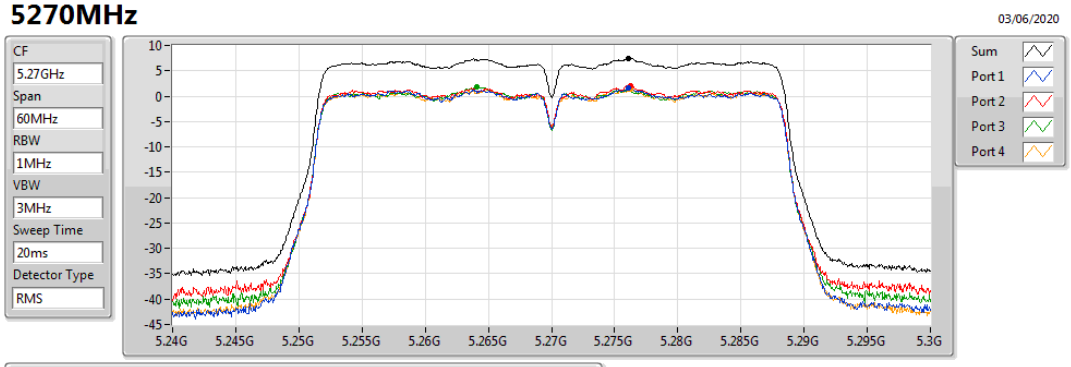

Sum	PD	Port 1	Port 2	Port 3	Port 4
(dBm/RBW)	(dBm/RBW)	(dBm/RBW)	(dBm/RBW)	(dBm/RBW)	(dBm/RBW)
7.50	7.50	1.54	2.11	1.89	1.30

802.11ac VHT40_Nss1,(MCS0)_4TX PSD

5310MHz

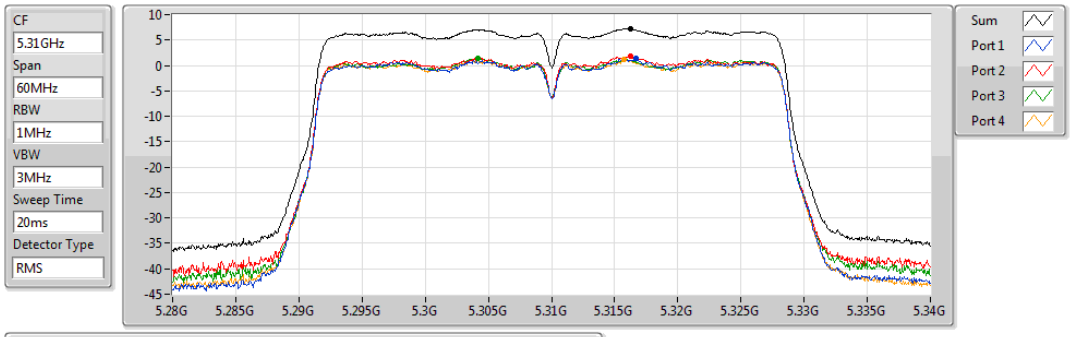

Sum	PD	Port 1	Port 2	Port 3	Port 4
(dBm/RBW)	(dBm/RBW)	(dBm/RBW)	(dBm/RBW)	(dBm/RBW)	(dBm/RBW)
7.27	7.27	1.34	1.83	1.40	1.19

802.11ac VHT40_Nss1,(MCS0)_4TX PSD

5510MHz

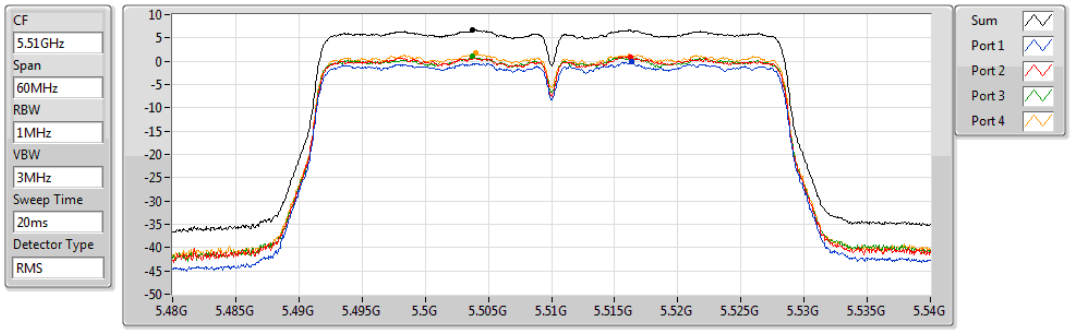

Sum	PD	Port 1	Port 2	Port 3	Port 4
(dBm/RBW)	(dBm/RBW)	(dBm/RBW)	(dBm/RBW)	(dBm/RBW)	(dBm/RBW)
6.74	6.74	-0.13	0.93	1.03	1.68

802.11ac VHT40_Nss1,(MCS0)_4TX PSD

5550MHz

03/06/2020

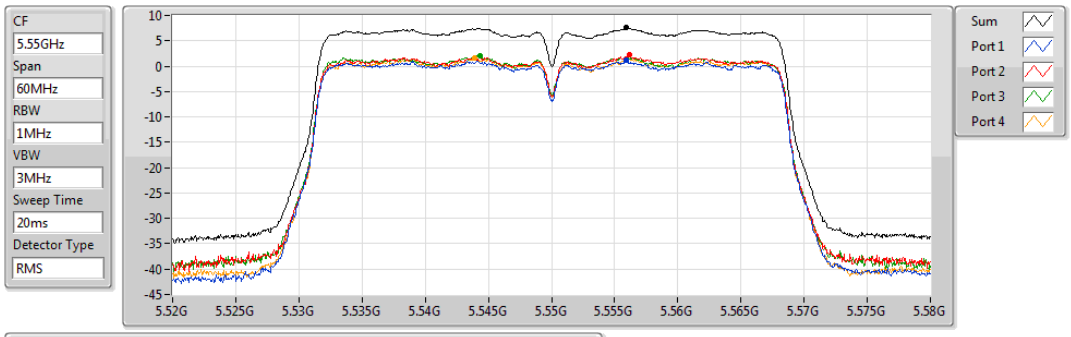

Sum	PD	Port 1	Port 2	Port 3	Port 4
(dBm/RBW)	(dBm/RBW)	(dBm/RBW)	(dBm/RBW)	(dBm/RBW)	(dBm/RBW)
7.54	7.54	1.25	2.19	2.13	1.52

802.11ac VHT40_Nss1,(MCS0)_4TX PSD

5670MHz

03/06/2020

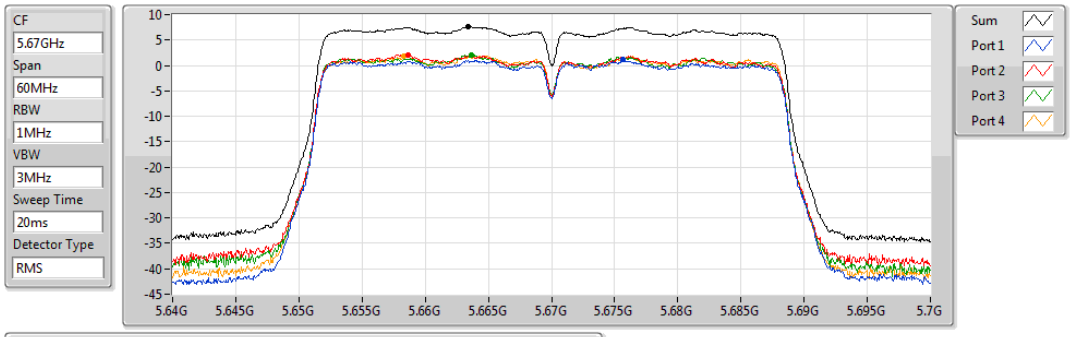

Sum	PD	Port 1	Port 2	Port 3	Port 4
(dBm/RBW)	(dBm/RBW)	(dBm/RBW)	(dBm/RBW)	(dBm/RBW)	(dBm/RBW)
7.55	7.55	1.13	2.07	2.02	1.92

802.11ac VHT80_Nss1,(MCS0)_4TX PSD

5290MHz

03/06/2020

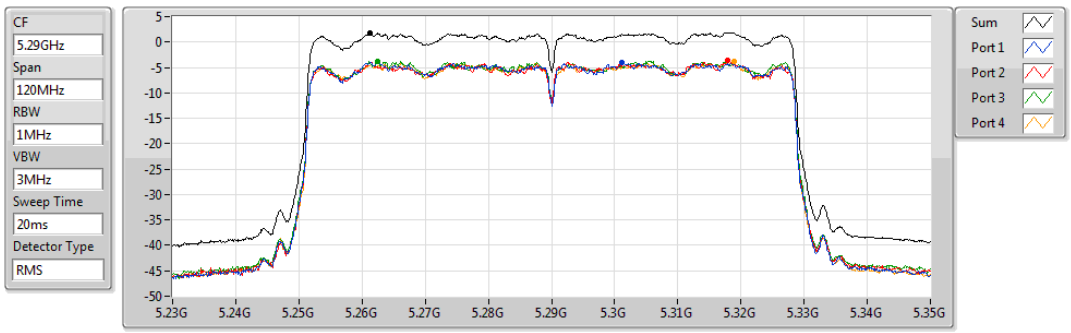

Sum	PD	Port 1	Port 2	Port 3	Port 4
(dBm/RBW)	(dBm/RBW)	(dBm/RBW)	(dBm/RBW)	(dBm/RBW)	(dBm/RBW)
1.88	1.88	-3.92	-3.60	-3.79	-3.80

802.11ac VHT80_Nss1,(MCS0)_4TX PSD

5530MHz

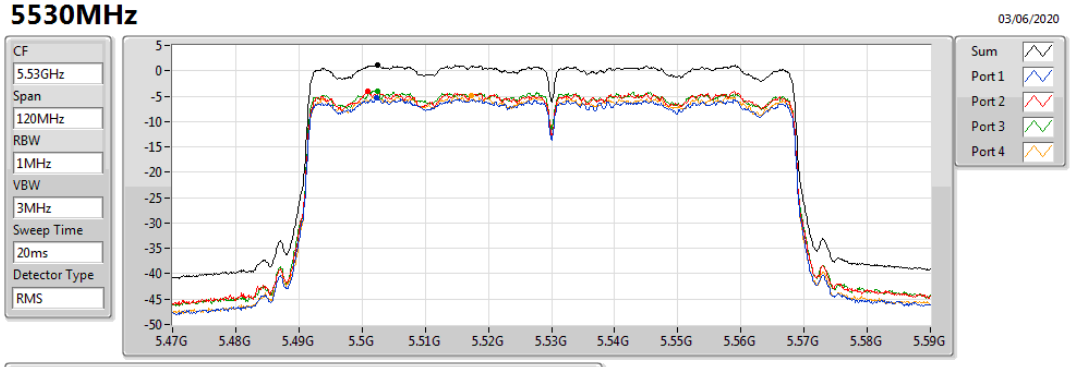

Sum	PD	Port 1	Port 2	Port 3	Port 4
(dBm/RBW)	(dBm/RBW)	(dBm/RBW)	(dBm/RBW)	(dBm/RBW)	(dBm/RBW)
1.19	1.19	-5.24	-4.05	-4.04	-4.97

802.11ac VHT80_Nss1,(MCS0)_4TX PSD

5610MHz

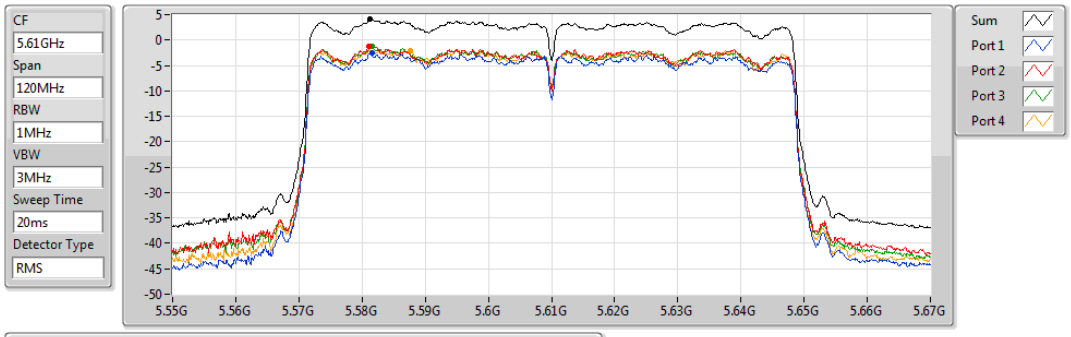

Sum	PD	Port 1	Port 2	Port 3	Port 4
(dBm/RBW)	(dBm/RBW)	(dBm/RBW)	(dBm/RBW)	(dBm/RBW)	(dBm/RBW)
4.17	4.17	-2.60	-1.22	-1.23	-1.99

Summary

Mode	Result	Type	Freq (Hz)	Level (dBuV/m)	Limit (dBuV/m)	Margin (dB)	Condition
Mode 1	Pass	QP	55.22M	36.72	40.00	-3.28	Vertical

Mode 1

10/06/2020

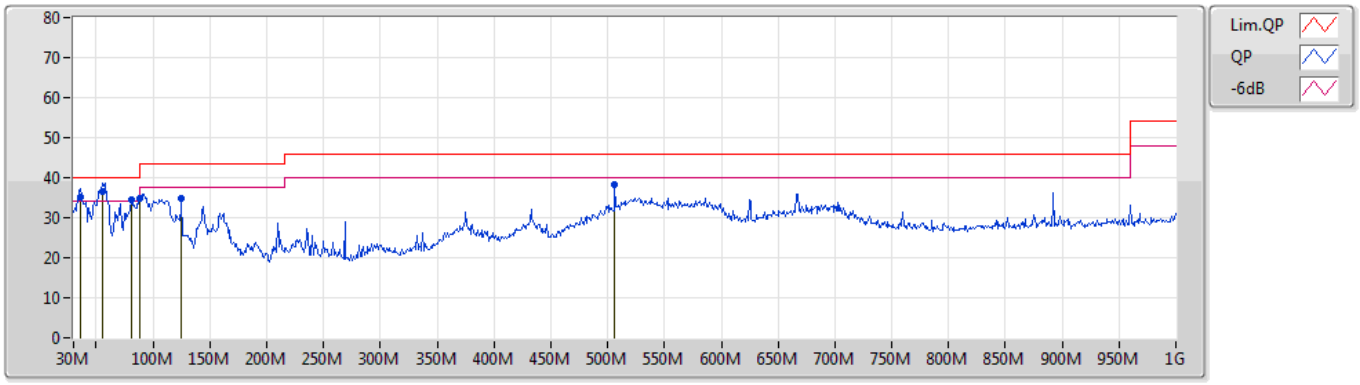

Type	Freq	Level	Limit	Margin	Factor	Dist	Condition	Azimuth	Height	Comment	Raw	AF	CL	PA
	(Hz)	(dBuV/m)	(dBuV/m)	(dB)	(dB)	(m)		(°)	(m)		(dBuV/m)	(dB/m)	(dB)	(dB)
QP	35.82M	35.13	40.00	-4.87	-8.92	3	Vertical	152	1.00	-	44.05	21.25	1.32	31.49
QP	55.22M	36.72	40.00	-3.28	-17.58	3	Vertical	15	1.50	"Worst"	54.30	13.12	1.10	31.80
PK	80.44M	34.34	40.00	-5.66	-17.46	3	Vertical	225	1.50	-	51.80	13.00	1.40	31.86
PK	88M	34.72	43.50	-8.78	-16.22	3	Vertical	67	1.50	-	50.94	14.27	1.40	31.89
PK	125.06M	34.81	43.50	-8.69	-12.14	3	Vertical	257	1.00	-	46.95	17.98	1.73	31.85
PK	506.27M	38.44	46.00	-7.56	-6.35	3	Vertical	90	1.50	-	44.79	22.98	3.13	32.46

Mode 1

10/06/2020

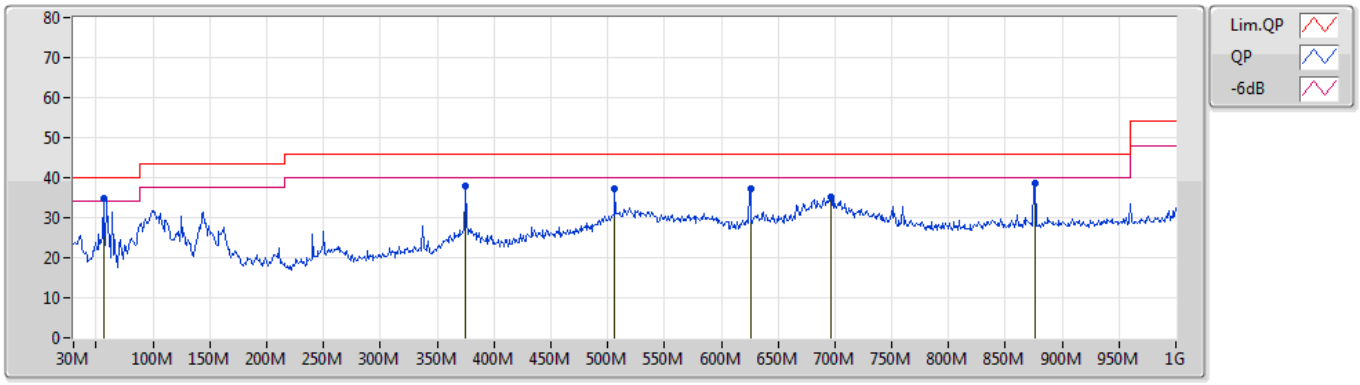

Type	Freq	Level	Limit	Margin	Factor	Dist	Condition	Azimuth	Height	Comment	Raw	AF	CL	PA
	(Hz)	(dBuV/m)	(dBuV/m)	(dB)	(dB)	(m)		(°)	(m)		(dBuV/m)	(dB/m)	(dB)	(dB)
PK	56.19M	34.77	40.00	-5.23	-17.77	3	Horizontal	0	1.00	"Worst"	52.54	12.92	1.12	31.81
PK	375.32M	37.86	46.00	-8.14	-9.19	3	Horizontal	239	1.00	-	47.05	20.23	2.75	32.17
PK	506.27M	37.32	46.00	-8.68	-6.35	3	Horizontal	191	1.25	-	43.67	22.98	3.13	32.46
PK	625.58M	37.26	46.00	-8.74	-4.47	3	Horizontal	269	1.25	-	41.73	24.41	3.55	32.43
PK	696.39M	35.19	46.00	-10.81	-4.31	3	Horizontal	53	1.25	-	39.50	24.39	3.79	32.49
PK	875.84M	38.63	46.00	-7.37	-2.11	3	Horizontal	301	1.00	-	40.74	25.88	4.41	32.40

Summary

Mode	Result	Type	Freq (Hz)	Level (dBuV/m)	Limit (dBuV/m)	Margin (dB)	Dist (m)	Condition	Azimuth (°)	Height (m)	Comments
5.25-5.35GHz	-	-	-	-	-	-	-	-	-	-	-
802.11ac VHT20_Nss1,(MCS0)_4TX	Pass	AV	15.78306G	53.92	54.00	-0.08	3	Vertical	43	1.99	-

802.11a_Nss1,(6Mbps)_4TX

5260MHz_TX

02/06/2020

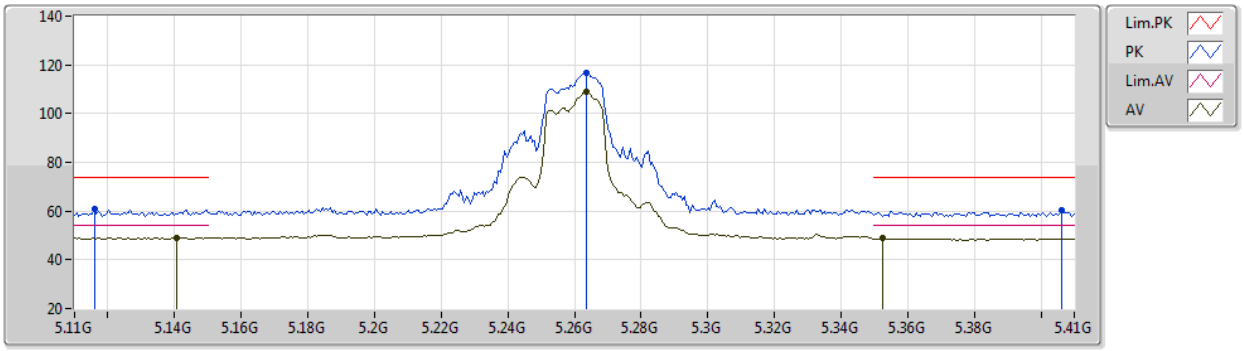

EUT Y_4TX
Setting 42/43/41/41
06-H-S-5-10

Type	Freq	Level	Limit	Margin	Raw	Dist	Condition	Azimuth	Height	Comment	AF	CL	PA
	(Hz)	(dBuV/m)	(dBuV/m)	(dB)	(dBuV)	(m)		(°)	(m)		(dB)	(dB)	(dB)
PK	5.116G	60.94	74.00	-13.06	55.04	3	Vertical	250	1.60	-	31.92	5.60	31.62
AV	5.1406G	48.95	54.00	-5.05	43.18	3	Vertical	250	1.60	-	31.80	5.60	31.63
PK	5.2636G	116.87	Inf	-Inf	111.65	3	Vertical	250	1.60	-	31.25	5.66	31.69
AV	5.2636G	109.11	Inf	-Inf	103.89	3	Vertical	250	1.60	-	31.25	5.66	31.69
PK	5.4064G	60.13	74.00	-13.87	54.48	3	Vertical	250	1.60	-	31.61	5.80	31.76
AV	5.3524G	48.79	54.00	-5.21	43.42	3	Vertical	250	1.60	-	31.36	5.75	31.74

802.11a_Nss1,(6Mbps)_4TX

5260MHz_TX

02/06/2020

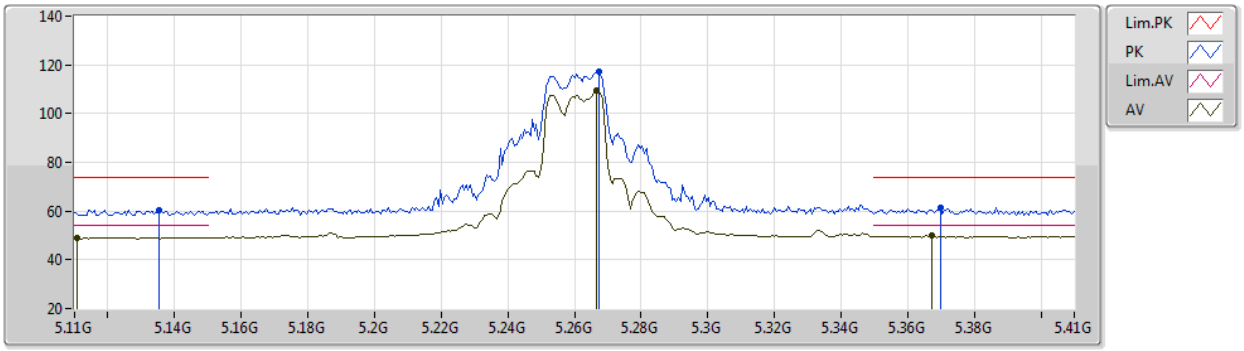

EUT Y_4TX
Setting 42/43/41/41
06-H-S-5-10

Type	Freq	Level	Limit	Margin	Raw	Dist	Condition	Azimuth	Height	Comment	AF	CL	PA
	(Hz)	(dBuV/m)	(dBuV/m)	(dB)	(dBuV)	(m)		(°)	(m)		(dB)	(dB)	(dB)
PK	5.1352G	60.57	74.00	-13.43	54.78	3	Horizontal	336	2.18	-	31.82	5.60	31.63
AV	5.1106G	49.19	54.00	-4.81	43.26	3	Horizontal	336	2.18	-	31.95	5.60	31.62
PK	5.2672G	117.08	Inf	-Inf	111.87	3	Horizontal	336	2.18	-	31.23	5.67	31.69
AV	5.2666G	109.45	Inf	-Inf	104.24	3	Horizontal	336	2.18	-	31.23	5.67	31.69
PK	5.3698G	61.27	74.00	-12.73	55.79	3	Horizontal	336	2.18	-	31.45	5.77	31.74
AV	5.3674G	49.79	54.00	-4.21	44.32	3	Horizontal	336	2.18	-	31.44	5.77	31.74

802.11a_Nss1,(6Mbps)_4TX

5260MHz_TX

02/06/2020

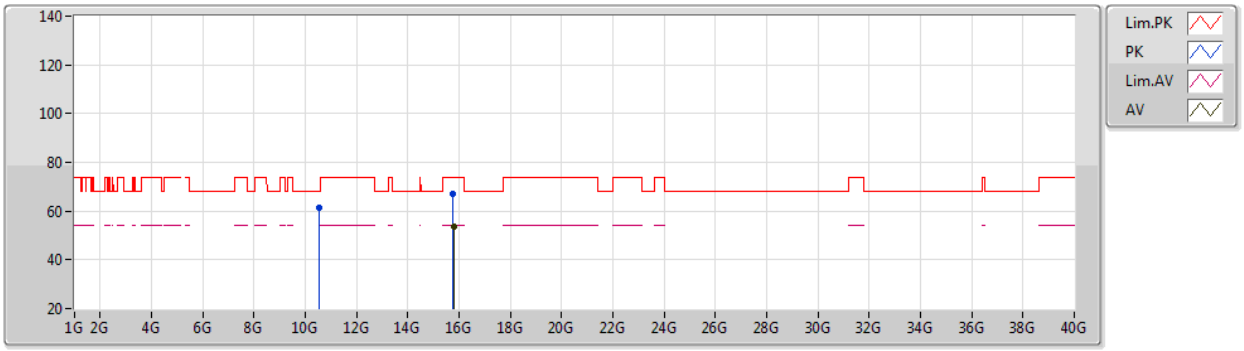

EUT Y_4TX
Setting 42/43/41/41
06-H-S-5

Type	Freq	Level	Limit	Margin	Raw	Dist	Condition	Azimuth	Height	Comment	AF	CL	PA
	(Hz)	(dBuV/m)	(dBuV/m)	(dB)	(dBuV)	(m)		(°)	(m)		(dB)	(dB)	(dB)
PK	10.52234G	61.61	68.20	-6.59	47.65	3	Vertical	95	1.08	-	39.78	7.78	33.60
PK	15.76842G	67.03	74.00	-6.97	53.76	3	Vertical	46	1.97	-	38.31	8.72	33.76
AV	15.78642G	53.72	54.00	-0.28	40.51	3	Vertical	46	1.97	-	38.25	8.72	33.76

802.11a_Nss1,(6Mbps)_4TX

5260MHz_TX

02/06/2020

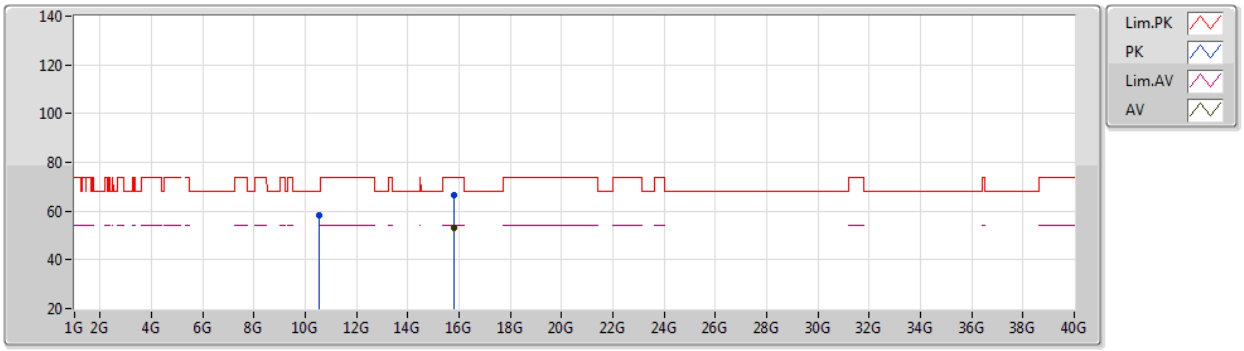

EUT Y_4TX
Setting 42/43/41/41
06-H-S-5

Type	Freq	Level	Limit	Margin	Raw	Dist	Condition	Azimuth	Height	Comment	AF	CL	PA
	(Hz)	(dBuV/m)	(dBuV/m)	(dB)	(dBuV)	(m)		(°)	(m)		(dB)	(dB)	(dB)
PK	10.5212G	58.08	68.20	-10.12	44.12	3	Horizontal	46	1.75	-	39.78	7.78	33.60
PK	15.78714G	66.58	74.00	-7.42	53.37	3	Horizontal	142	2.15	-	38.25	8.72	33.76
AV	15.7869G	52.85	54.00	-1.15	39.64	3	Horizontal	142	2.15	-	38.25	8.72	33.76

802.11a_Nss1,(6Mbps)_4TX

5300MHz_TX

02/06/2020

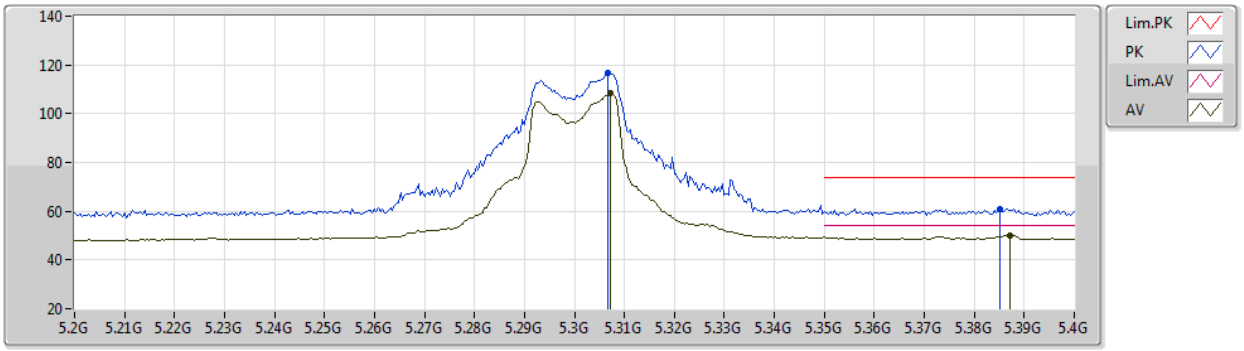

EUT Y_4TX
Setting 41/42/39/40
06-H-N-2-10

Type	Freq	Level	Limit	Margin	Raw	Dist	Condition	Azimuth	Height	Comment	AF	CL	PA
	(Hz)	(dBuV/m)	(dBuV/m)	(dB)	(dBuV)	(m)		(°)	(m)		(dB)	(dB)	(dB)
PK	5.3068G	116.80	Inf	-Inf	111.67	3	Vertical	189	2.03	-	31.13	5.71	31.71
AV	5.3072G	108.28	Inf	-Inf	103.14	3	Vertical	189	2.03	-	31.14	5.71	31.71
PK	5.3852G	61.09	74.00	-12.91	55.52	3	Vertical	189	2.03	-	31.53	5.79	31.75
AV	5.3872G	50.18	54.00	-3.82	44.60	3	Vertical	189	2.03	-	31.54	5.79	31.75

802.11a_Nss1,(6Mbps)_4TX

5300MHz_TX

02/06/2020

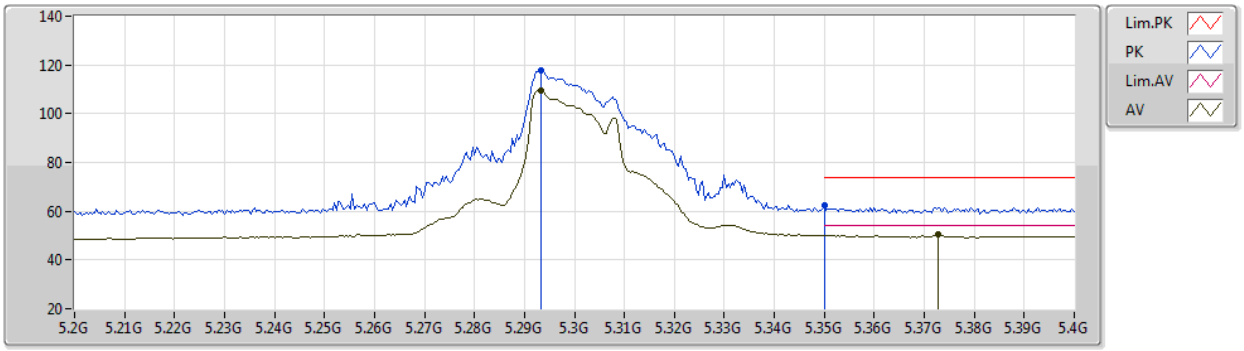

EUT Y_4TX
Setting 41/42/39/40
06-H-N-2-10

Type	Freq	Level	Limit	Margin	Raw	Dist	Condition	Azimuth	Height	Comment	AF	CL	PA
	(Hz)	(dBuV/m)	(dBuV/m)	(dB)	(dBuV)	(m)		(°)	(m)		(dB)	(dB)	(dB)
PK	5.2932G	117.51	Inf	-Inf	112.40	3	Horizontal	282	2.12	-	31.13	5.69	31.71
AV	5.2932G	109.42	Inf	-Inf	104.31	3	Horizontal	282	2.12	-	31.13	5.69	31.71
PK	5.35G	62.31	74.00	-11.69	56.94	3	Horizontal	282	2.12	-	31.35	5.75	31.73
AV	5.3728G	50.61	54.00	-3.39	45.13	3	Horizontal	282	2.12	-	31.46	5.77	31.75

802.11a_Nss1,(6Mbps)_4TX

5300MHz_TX

02/06/2020

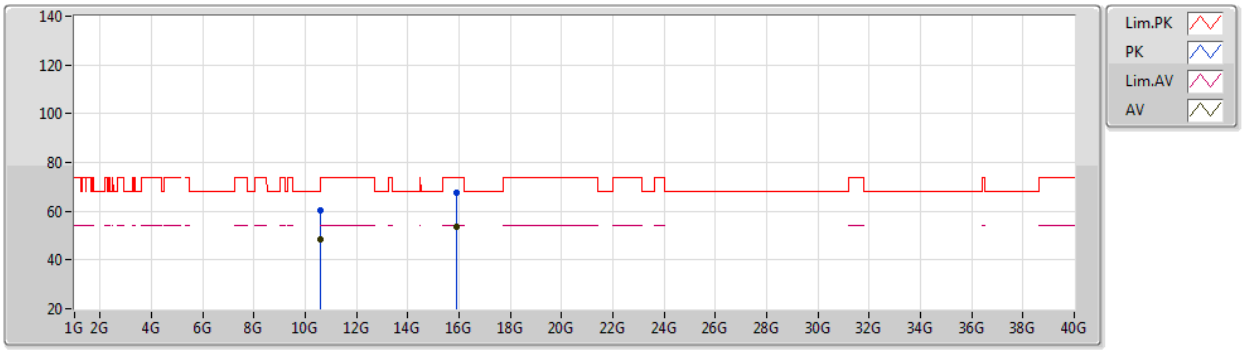

EUT Y_4TX
Setting 41/42/39/40
06-H-S-5

Type	Freq	Level	Limit	Margin	Raw	Dist	Condition	Azimuth	Height	Comment	AF	CL	PA
	(Hz)	(dBuV/m)	(dBuV/m)	(dB)	(dBuV)	(m)		(°)	(m)		(dB)	(dB)	(dB)
PK	10.60084G	60.53	74.00	-13.47	46.44	3	Vertical	94	2.90	-	39.88	7.81	33.60
AV	10.60246G	48.67	54.00	-5.33	34.58	3	Vertical	94	2.90	-	39.88	7.81	33.60
PK	15.89406G	67.79	74.00	-6.21	54.99	3	Vertical	310	1.99	-	37.87	8.71	33.78
AV	15.89418G	53.80	54.00	-0.20	41.00	3	Vertical	310	1.99	-	37.87	8.71	33.78

802.11a_Nss1,(6Mbps)_4TX

5300MHz_TX

02/06/2020

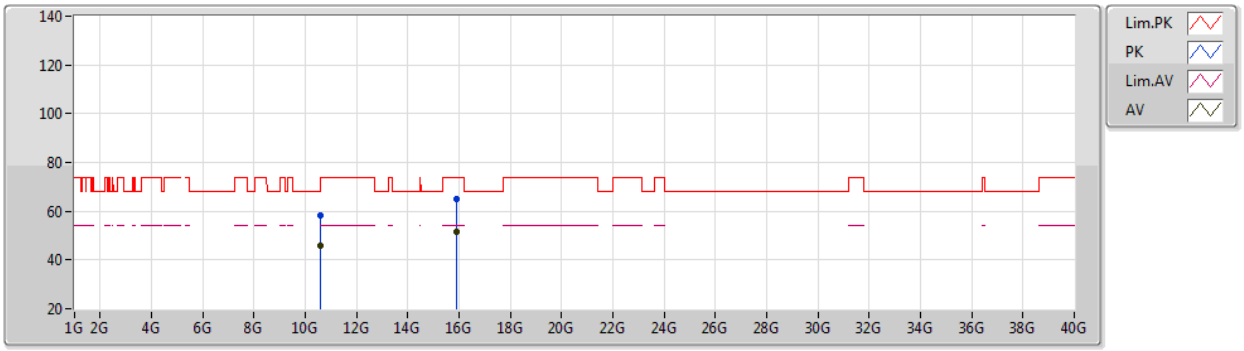

EUT Y_4TX
Setting 41/42/39/40
06-H-S-5

Type	Freq	Level	Limit	Margin	Raw	Dist	Condition	Azimuth	Height	Comment	AF	CL	PA
	(Hz)	(dBuV/m)	(dBuV/m)	(dB)	(dBuV)	(m)		(°)	(m)		(dB)	(dB)	(dB)
PK	10.60011G	58.04	74.00	-15.96	43.95	3	Horizontal	149	2.29	-	39.88	7.81	33.60
AV	10.60011G	46.06	54.00	-7.94	31.97	3	Horizontal	149	2.29	-	39.88	7.81	33.60
PK	15.9075G	64.81	74.00	-9.19	52.06	3	Horizontal	143	2.25	-	37.82	8.71	33.78
AV	15.90648G	51.34	54.00	-2.66	38.58	3	Horizontal	143	2.25	-	37.83	8.71	33.78

802.11a_Nss1,(6Mbps)_4TX

5320MHz_TX

02/06/2020

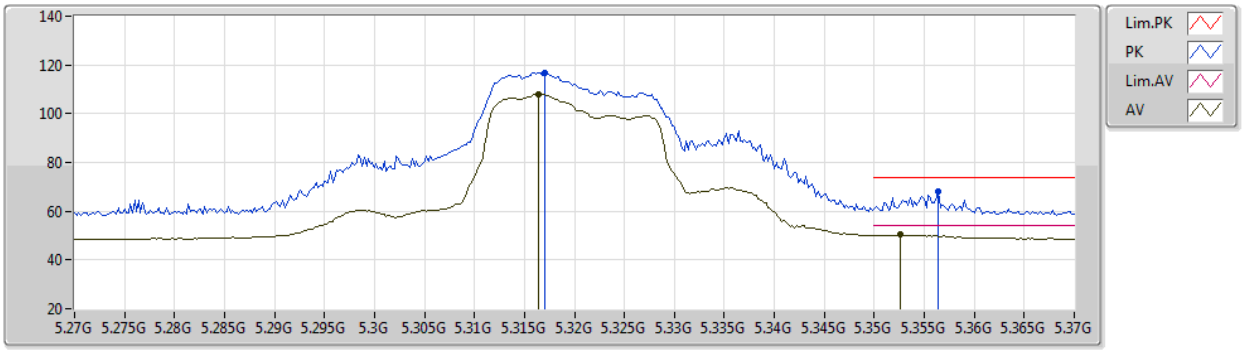

EUT Y_4TX
Setting 40/41/38/39
06-H-N-2-10

Type	Freq	Level	Limit	Margin	Raw	Dist	Condition	Azimuth	Height	Comment	AF	CL	PA
	(Hz)	(dBuV/m)	(dBuV/m)	(dB)	(dBuV)	(m)		(°)	(m)		(dB)	(dB)	(dB)
PK	5.317G	116.94	Inf	-Inf	111.75	3	Vertical	204	2.29	-	31.19	5.72	31.72
AV	5.3164G	108.14	Inf	-Inf	102.96	3	Vertical	204	2.29	-	31.18	5.72	31.72
PK	5.3564G	67.91	74.00	-6.09	62.51	3	Vertical	204	2.29	-	31.38	5.76	31.74
AV	5.3526G	50.35	54.00	-3.65	44.98	3	Vertical	204	2.29	-	31.36	5.75	31.74

802.11a_Nss1,(6Mbps)_4TX

5320MHz_TX

02/06/2020

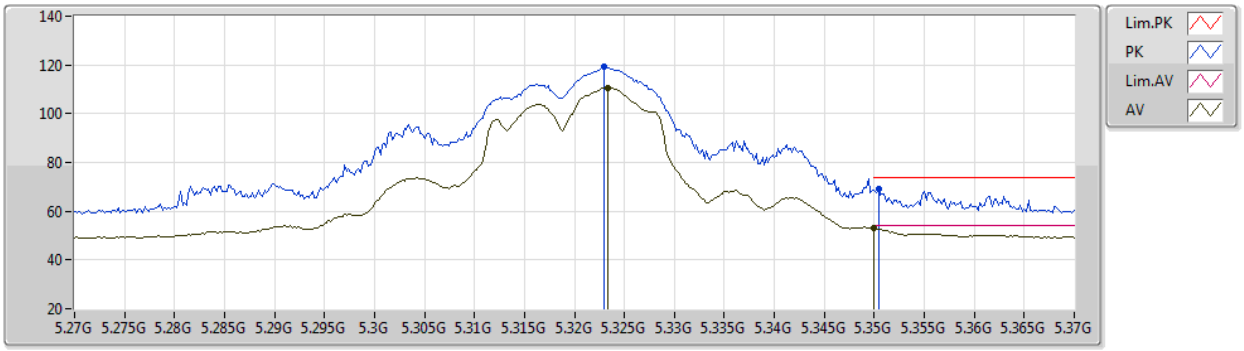

EUT Y_4TX
Setting 40/41/38/39
06-H-N-2-10

Type	Freq	Level	Limit	Margin	Raw	Dist	Condition	Azimuth	Height	Comment	AF	CL	PA
	(Hz)	(dBuV/m)	(dBuV/m)	(dB)	(dBuV)	(m)		(°)	(m)		(dB)	(dB)	(dB)
PK	5.323G	119.37	Inf	-Inf	114.16	3	Horizontal	333	2.03	-	31.21	5.72	31.72
AV	5.3234G	110.72	Inf	-Inf	105.50	3	Horizontal	333	2.03	-	31.22	5.72	31.72
PK	5.3504G	69.15	74.00	-4.85	63.79	3	Horizontal	333	2.03	-	31.35	5.75	31.74
AV	5.35G	53.28	54.00	-0.72	47.91	3	Horizontal	333	2.03	-	31.35	5.75	31.73

802.11a_Nss1,(6Mbps)_4TX

5320MHz_TX

02/06/2020

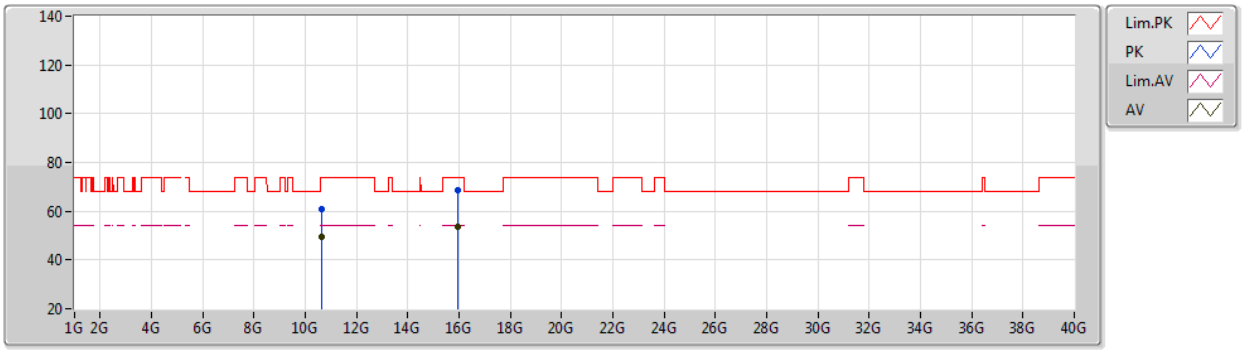

EUT Y_4TX
Setting 40/41/38/39
06-H-S-5

Type	Freq	Level	Limit	Margin	Raw	Dist	Condition	Azimuth	Height	Comment	AF	CL	PA
	(Hz)	(dBuV/m)	(dBuV/m)	(dB)	(dBuV)	(m)		(°)	(m)		(dB)	(dB)	(dB)
PK	10.64456G	61.00	74.00	-13.00	46.84	3	Vertical	89	2.88	-	39.94	7.83	33.61
AV	10.6439G	49.29	54.00	-4.71	35.13	3	Vertical	89	2.88	-	39.94	7.83	33.61
PK	15.96696G	68.75	74.00	-5.25	56.22	3	Vertical	313	1.78	-	37.62	8.70	33.79
AV	15.95478G	53.87	54.00	-0.13	41.30	3	Vertical	313	1.78	-	37.66	8.70	33.79

802.11a_Nss1,(6Mbps)_4TX

5320MHz_TX

02/06/2020

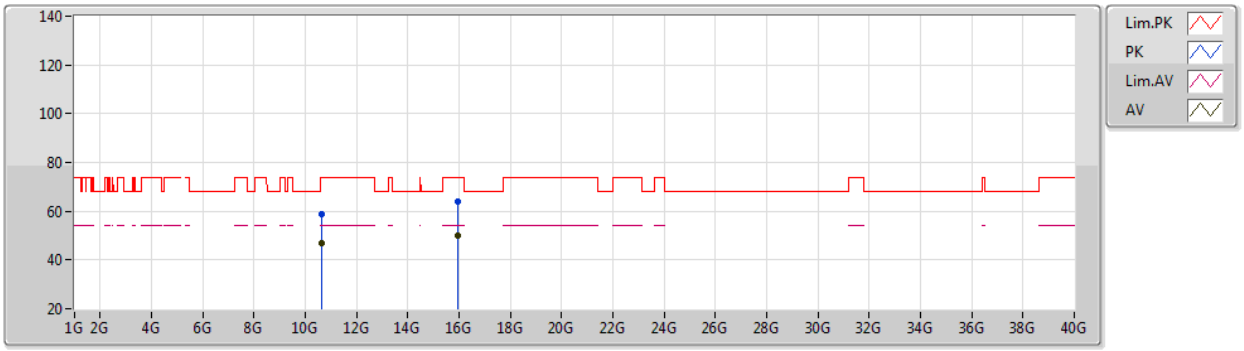

EUT Y_4TX
Setting 40/41/38/39
06-H-S-5

Type	Freq	Level	Limit	Margin	Raw	Dist	Condition	Azimuth	Height	Comment	AF	CL	PA
	(Hz)	(dBuV/m)	(dBuV/m)	(dB)	(dBuV)	(m)		(°)	(m)		(dB)	(dB)	(dB)
PK	10.64786G	58.99	74.00	-15.01	44.83	3	Horizontal	148	1.15	-	39.94	7.83	33.61
AV	10.64738G	47.12	54.00	-6.88	32.96	3	Horizontal	148	1.15	-	39.94	7.83	33.61
PK	15.9666G	64.17	74.00	-9.83	51.64	3	Horizontal	142	2.41	-	37.62	8.70	33.79
AV	15.96606G	50.19	54.00	-3.81	37.66	3	Horizontal	142	2.41	-	37.62	8.70	33.79

802.11a_Nss1,(6Mbps)_4TX

5500MHz_TX

02/06/2020

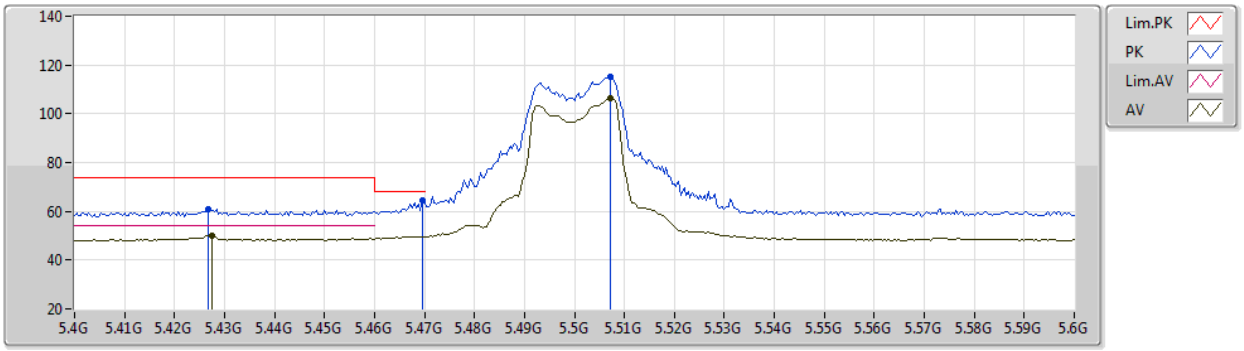

EUT Y_4TX
Setting 29/29/25/26
06-H-N-2-10

Type	Freq	Level	Limit	Margin	Raw	Dist	Condition	Azimuth	Height	Comment	AF	CL	PA
	(Hz)	(dBuV/m)	(dBuV/m)	(dB)	(dBuV)	(m)		(°)	(m)		(dB)	(dB)	(dB)
PK	5.4268G	60.99	74.00	-13.01	55.31	3	Vertical	174	2.02	-	31.65	5.80	31.77
AV	5.4276G	50.05	54.00	-3.95	44.36	3	Vertical	174	2.02	-	31.66	5.80	31.77
PK	5.4696G	64.23	68.20	-3.97	58.48	3	Vertical	174	2.02	-	31.74	5.80	31.79
PK	5.5072G	114.93	Inf	-Inf	109.15	3	Vertical	174	2.02	-	31.79	5.80	31.81
AV	5.5072G	106.41	Inf	-Inf	100.63	3	Vertical	174	2.02	-	31.79	5.80	31.81

802.11a_Nss1,(6Mbps)_4TX

5500MHz_TX

02/06/2020

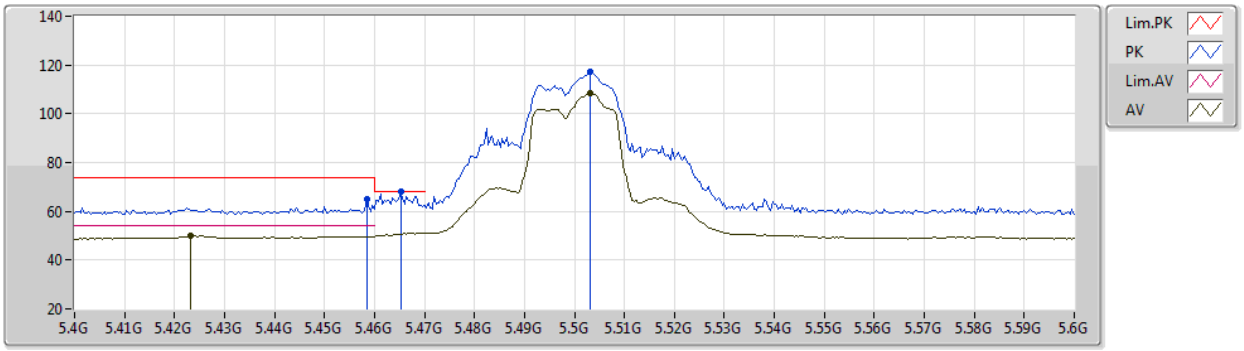

EUT Y_4TX
Setting 29/29/25/26
06-H-N-2-10

Type	Freq	Level	Limit	Margin	Raw	Dist	Condition	Azimuth	Height	Comment	AF	CL	PA
	(Hz)	(dBuV/m)	(dBuV/m)	(dB)	(dBuV)	(m)		(°)	(m)		(dB)	(dB)	(dB)
PK	5.4584G	65.25	74.00	-8.75	59.52	3	Horizontal	104	1.45	-	31.72	5.80	31.79
AV	5.4232G	49.92	54.00	-4.08	44.24	3	Horizontal	104	1.45	-	31.65	5.80	31.77
PK	5.4652G	67.99	68.20	-0.21	62.25	3	Horizontal	104	1.45	-	31.73	5.80	31.79
PK	5.5032G	117.33	Inf	-Inf	111.55	3	Horizontal	104	1.45	-	31.79	5.80	31.81
AV	5.5032G	108.46	Inf	-Inf	102.68	3	Horizontal	104	1.45	-	31.79	5.80	31.81

802.11a_Nss1,(6Mbps)_4TX

5500MHz_TX

02/06/2020

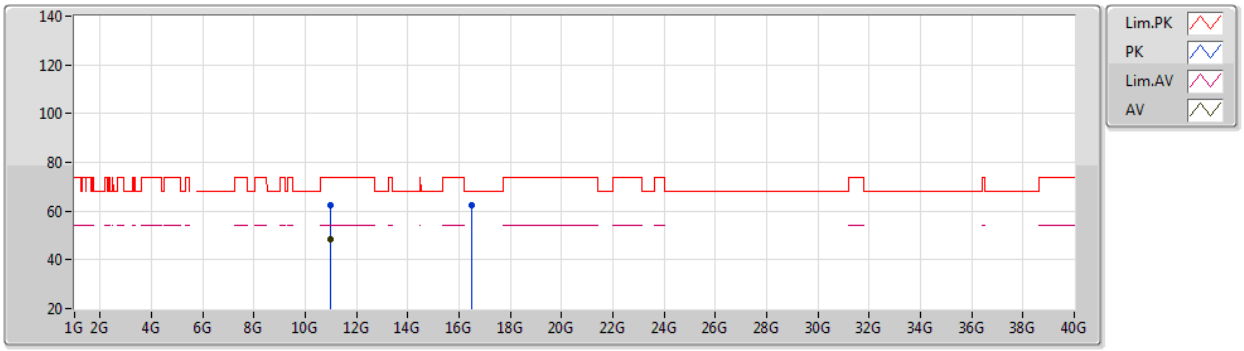

EUT Y_4TX
Setting 29/29/25/26
06-H-N-2

Type	Freq	Level	Limit	Margin	Raw	Dist	Condition	Azimuth	Height	Comment	AF	CL	PA
	(Hz)	(dBuV/m)	(dBuV/m)	(dB)	(dBuV)	(m)		(°)	(m)		(dB)	(dB)	(dB)
AV	10.99958G	48.47	54.00	-5.53	33.75	3	Vertical	84	2.29	-	40.40	7.95	33.63
PK	11.00072G	62.29	74.00	-11.71	47.57	3	Vertical	84	2.29	-	40.40	7.95	33.63
PK	16.50282G	62.25	68.20	-5.95	47.96	3	Vertical	119	2.33	-	39.11	9.03	33.85

802.11a_Nss1,(6Mbps)_4TX

5500MHz_TX

02/06/2020

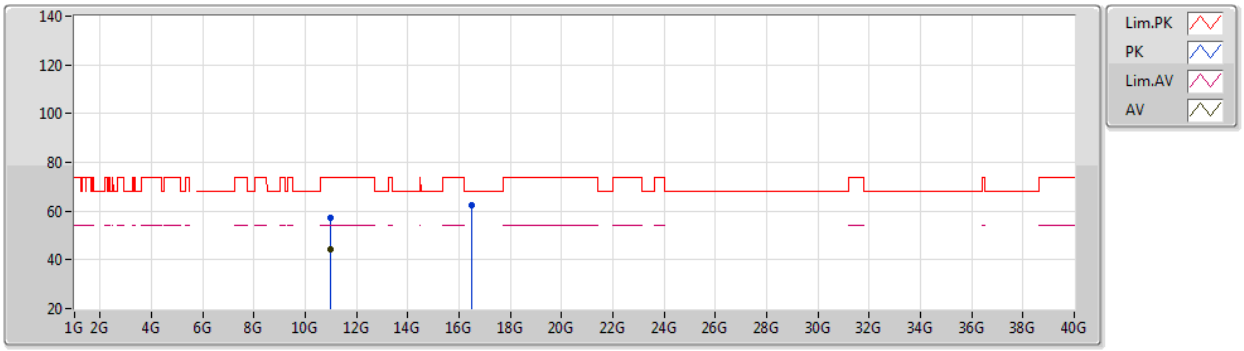

EUT Y_4TX
Setting 29/29/25/26
06-H-N-2

Type	Freq	Level	Limit	Margin	Raw	Dist	Condition	Azimuth	Height	Comment	AF	CL	PA
	(Hz)	(dBuV/m)	(dBuV/m)	(dB)	(dBuV)	(m)		(°)	(m)		(dB)	(dB)	(dB)
PK	11.00168G	57.35	74.00	-16.65	42.63	3	Horizontal	320	1.55	-	40.40	7.95	33.63
AV	11.00054G	44.42	54.00	-9.58	29.70	3	Horizontal	320	1.55	-	40.40	7.95	33.63
PK	16.50756G	62.28	68.20	-5.92	47.98	3	Horizontal	318	1.80	-	39.12	9.03	33.85

802.11a_Nss1,(6Mbps)_4TX

5580MHz_TX

02/06/2020

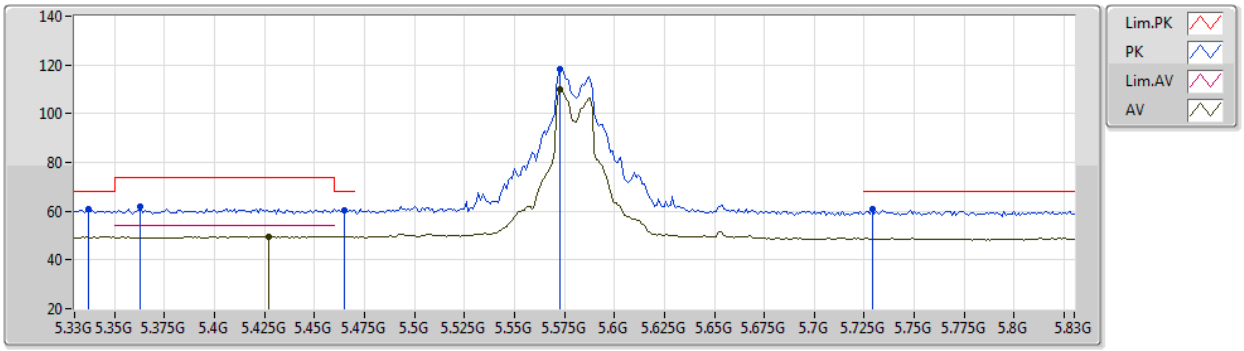

EUT Y_4TX
Setting 36/36/32/33
06-H-N-2-10

Type	Freq	Level	Limit	Margin	Raw	Dist	Condition	Azimuth	Height	Comment	AF	CL	PA
	(Hz)	(dBuV/m)	(dBuV/m)	(dB)	(dBuV)	(m)		(°)	(m)		(dB)	(dB)	(dB)
PK	5.337G	61.05	68.20	-7.15	55.75	3	Vertical	197	2.01	-	31.29	5.74	31.73
PK	5.363G	61.87	74.00	-12.13	56.43	3	Vertical	197	2.01	-	31.42	5.76	31.74
PK	5.465G	60.37	68.20	-7.83	54.63	3	Vertical	197	2.01	-	31.73	5.80	31.79
AV	5.427G	49.62	54.00	-4.38	43.94	3	Vertical	197	2.01	-	31.65	5.80	31.77
PK	5.573G	118.10	Inf	-Inf	112.49	3	Vertical	197	2.01	-	31.65	5.80	31.84
AV	5.573G	109.93	Inf	-Inf	104.32	3	Vertical	197	2.01	-	31.65	5.80	31.84
PK	5.729G	60.79	68.20	-7.41	54.95	3	Vertical	197	2.01	-	31.82	5.92	31.90

802.11a_Nss1,(6Mbps)_4TX

5580MHz_TX

02/06/2020

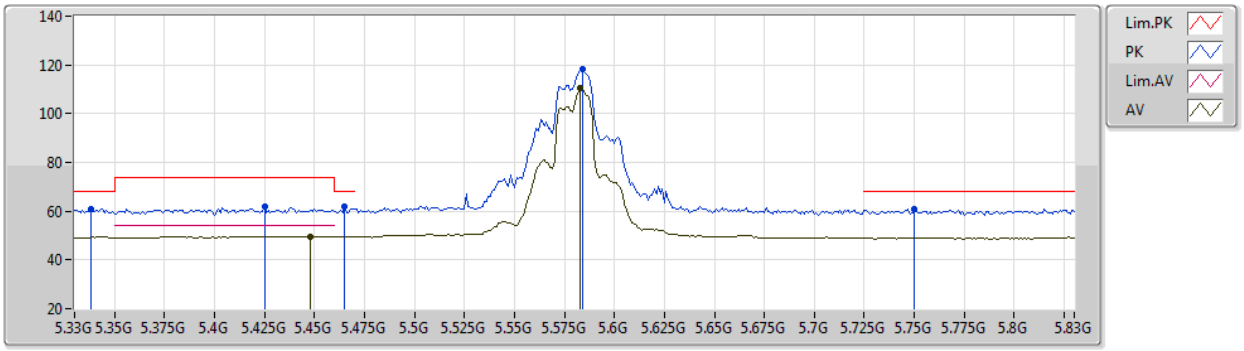

EUT Y_4TX
Setting 36/36/32/33
06-H-N-2-10

Type	Freq	Level	Limit	Margin	Raw	Dist	Condition	Azimuth	Height	Comment	AF	CL	PA
	(Hz)	(dBuV/m)	(dBuV/m)	(dB)	(dBuV)	(m)		(°)	(m)		(dB)	(dB)	(dB)
PK	5.338G	60.75	68.20	-7.45	55.45	3	Horizontal	109	1.80	-	31.29	5.74	31.73
PK	5.425G	61.74	74.00	-12.26	56.06	3	Horizontal	109	1.80	-	31.65	5.80	31.77
PK	5.465G	61.75	68.20	-6.45	56.01	3	Horizontal	109	1.80	-	31.73	5.80	31.79
AV	5.448G	49.71	54.00	-4.29	43.99	3	Horizontal	109	1.80	-	31.70	5.80	31.78
PK	5.584G	118.46	Inf	-Inf	112.87	3	Horizontal	109	1.80	-	31.63	5.80	31.84
AV	5.583G	110.49	Inf	-Inf	104.90	3	Horizontal	109	1.80	-	31.63	5.80	31.84
PK	5.75G	60.96	68.20	-7.24	55.02	3	Horizontal	109	1.80	-	31.90	5.95	31.91

802.11a_Nss1,(6Mbps)_4TX

5580MHz_TX

02/06/2020

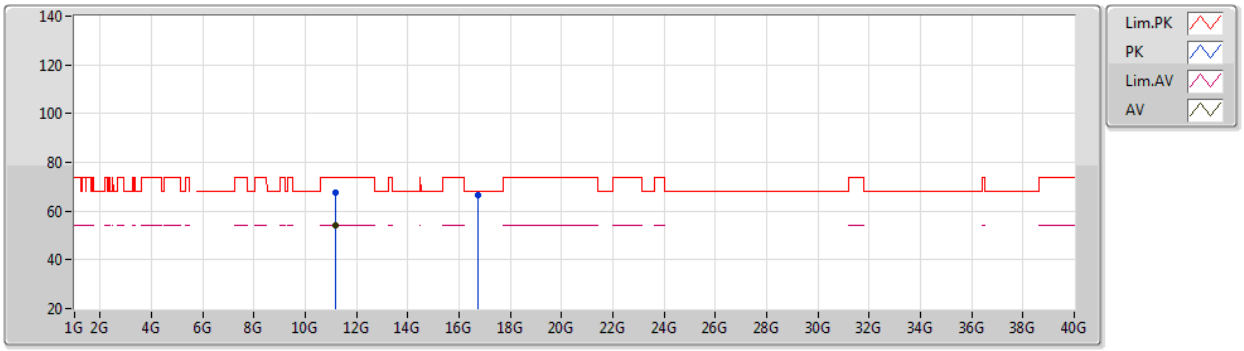

EUT Y_4TX
Setting 36/36/32/33
06-H-N-2

Type	Freq	Level	Limit	Margin	Raw	Dist	Condition	Azimuth	Height	Comment	AF	CL	PA
	(Hz)	(dBuV/m)	(dBuV/m)	(dB)	(dBuV)	(m)		(°)	(m)		(dB)	(dB)	(dB)
PK	11.15916G	67.44	74.00	-6.56	52.95	3	Vertical	93	1.96	-	40.16	8.01	33.68
AV	11.15976G	53.89	54.00	-0.11	39.40	3	Vertical	93	1.96	-	40.16	8.01	33.68
PK	16.7358G	66.73	68.20	-1.47	51.57	3	Vertical	290	3.00	-	39.85	9.18	33.87

802.11a_Nss1,(6Mbps)_4TX

5580MHz_TX

02/06/2020

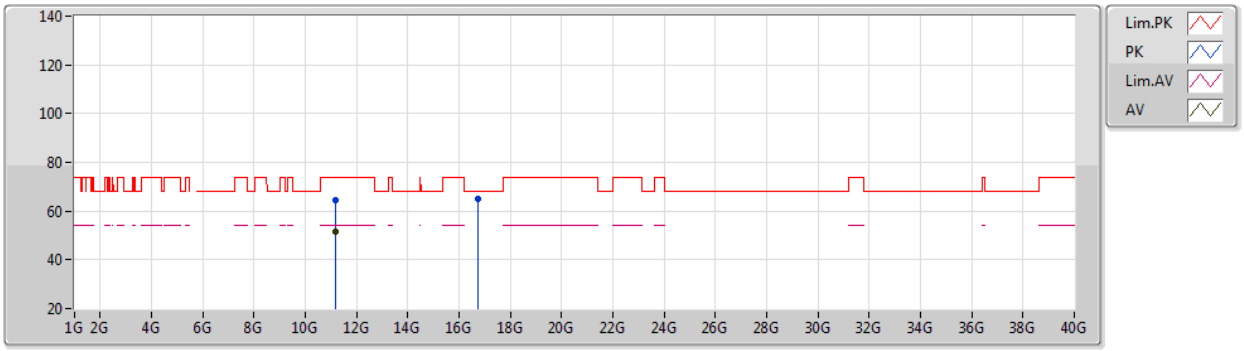

EUT Y_4TX
Setting 36/36/32/33
06-H-N-2

Type	Freq	Level	Limit	Margin	Raw	Dist	Condition	Azimuth	Height	Comment	AF	CL	PA
	(Hz)	(dBuV/m)	(dBuV/m)	(dB)	(dBuV)	(m)		(°)	(m)		(dB)	(dB)	(dB)
PK	11.1603G	64.23	74.00	-9.77	49.74	3	Horizontal	141	1.06	-	40.16	8.01	33.68
AV	11.15952G	51.34	54.00	-2.66	36.85	3	Horizontal	141	1.06	-	40.16	8.01	33.68
PK	16.7368G	64.91	68.20	-3.29	49.74	3	Horizontal	310	1.80	-	39.86	9.18	33.87

802.11a_Nss1,(6Mbps)_4TX

5700MHz_TX

02/06/2020

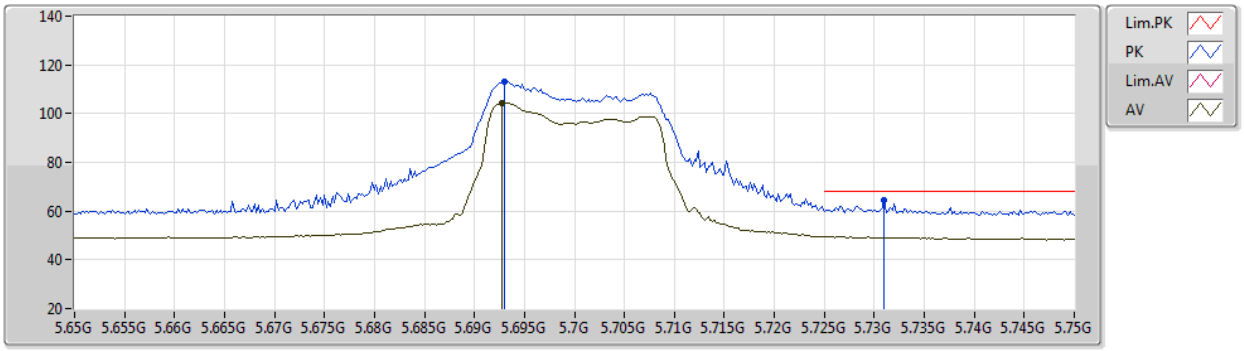

EUT Y_4TX
Setting 28/28/25/25
06-H-N-2-10

Type	Freq	Level	Limit	Margin	Raw	Dist	Condition	Azimuth	Height	Comment	AF	CL	PA
	(Hz)	(dBuV/m)	(dBuV/m)	(dB)	(dBuV)	(m)		(°)	(m)		(dB)	(dB)	(dB)
PK	5.693G	113.11	Inf	-Inf	107.43	3	Vertical	198	1.88	-	31.69	5.88	31.89
AV	5.6928G	104.51	Inf	-Inf	98.83	3	Vertical	198	1.88	-	31.69	5.88	31.89
PK	5.731G	64.43	68.20	-3.77	58.60	3	Vertical	198	1.88	-	31.82	5.92	31.91

802.11a_Nss1,(6Mbps)_4TX

5700MHz_TX

02/06/2020

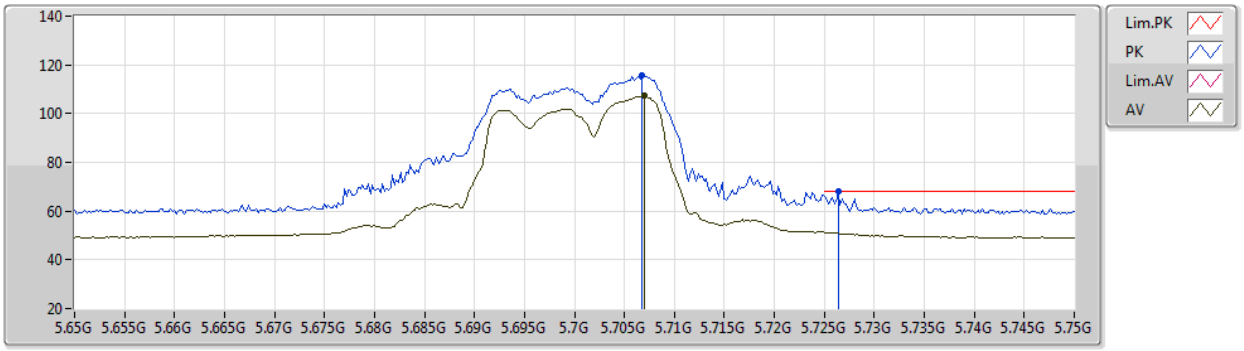

EUT Y_4TX
Setting 28/28/25/25
06-H-N-2-10

Type	Freq	Level	Limit	Margin	Raw	Dist	Condition	Azimuth	Height	Comment	AF	CL	PA
	(Hz)	(dBuV/m)	(dBuV/m)	(dB)	(dBuV)	(m)		(°)	(m)		(dB)	(dB)	(dB)
PK	5.7068G	115.80	Inf	-Inf	110.06	3	Horizontal	341	1.97	-	31.73	5.90	31.89
AV	5.707G	107.18	Inf	-Inf	101.44	3	Horizontal	341	1.97	-	31.73	5.90	31.89
PK	5.7264G	67.99	68.20	-0.21	62.16	3	Horizontal	341	1.97	-	31.81	5.92	31.90

802.11a_Nss1,(6Mbps)_4TX

5700MHz_TX

02/06/2020

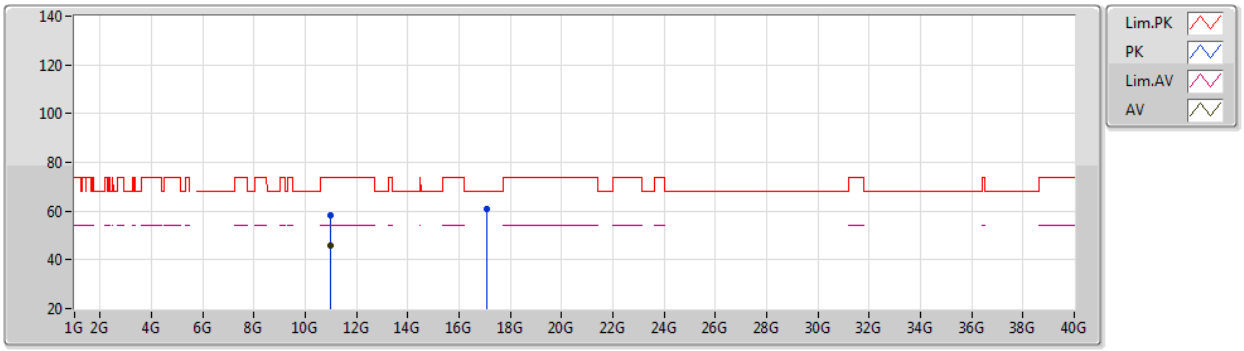

EUT Y_4TX
Setting 28/28/25/25
06-H-N-2

Type	Freq	Level	Limit	Margin	Raw	Dist	Condition	Azimuth	Height	Comment	AF	CL	PA
	(Hz)	(dBuV/m)	(dBuV/m)	(dB)	(dBuV)	(m)		(°)	(m)		(dB)	(dB)	(dB)
PK	10.9967G	58.32	74.00	-15.68	43.60	3	Vertical	97	1.68	-	40.40	7.95	33.63
AV	11.0069G	46.12	54.00	-7.88	31.41	3	Vertical	97	1.68	-	40.39	7.95	33.63
PK	17.09868G	60.66	68.20	-7.54	43.43	3	Vertical	263	2.89	-	41.69	9.41	33.87

802.11a_Nss1,(6Mbps)_4TX

5700MHz_TX

02/06/2020

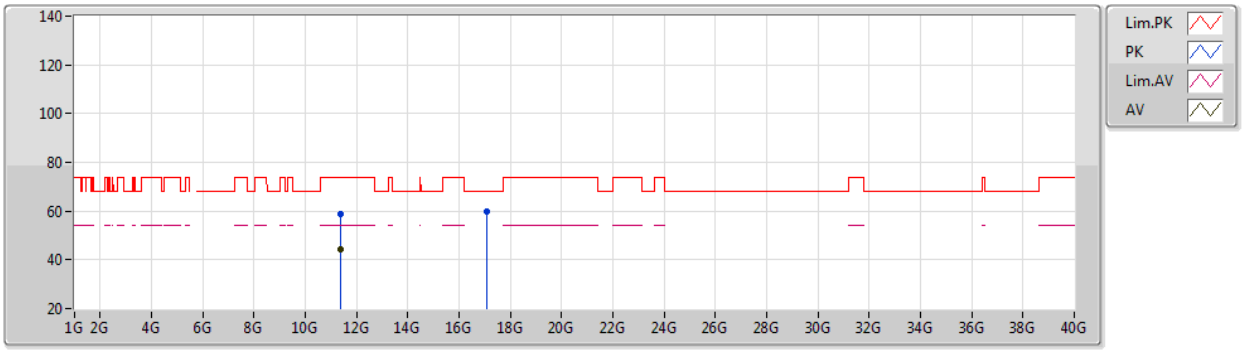

EUT Y_4TX
Setting 28/28/25/25
06-H-N-2

Type	Freq	Level	Limit	Margin	Raw	Dist	Condition	Azimuth	Height	Comment	AF	CL	PA
	(Hz)	(dBuV/m)	(dBuV/m)	(dB)	(dBuV)	(m)		(°)	(m)		(dB)	(dB)	(dB)
PK	11.3979G	58.55	74.00	-15.45	44.41	3	Horizontal	71	1.19	-	39.80	8.09	33.75
AV	11.39784G	44.40	54.00	-9.60	30.26	3	Horizontal	71	1.19	-	39.80	8.09	33.75
PK	17.09772G	60.04	68.20	-8.16	42.82	3	Horizontal	315	1.96	-	41.68	9.41	33.87

802.11ac VHT20_Nss1,(MCS0)_4TX

5260MHz_TX

02/06/2020

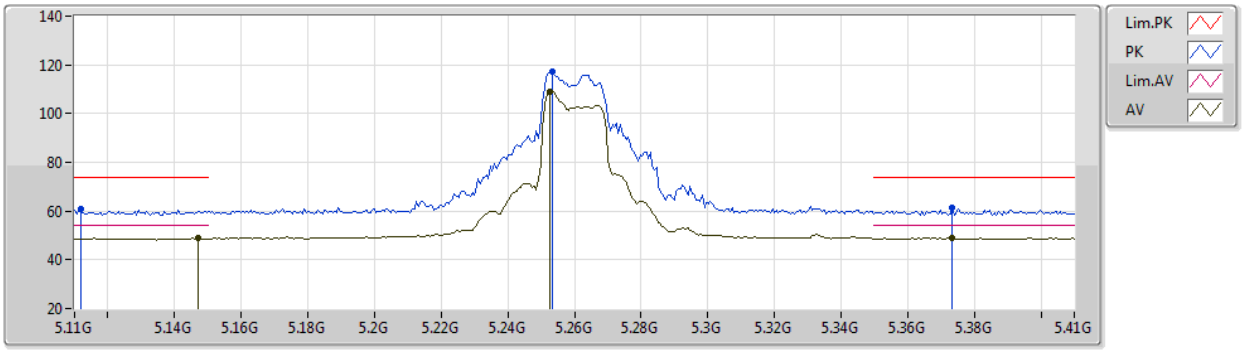

EUT Y_4TX
Setting 43/43/41/41
06-H-N-2-10

Type	Freq	Level	Limit	Margin	Raw	Dist	Condition	Azimuth	Height	Comment	AF	CL	PA
	(Hz)	(dBuV/m)	(dBuV/m)	(dB)	(dBuV)	(m)		(°)	(m)		(dB)	(dB)	(dB)
PK	5.1118G	60.65	74.00	-13.35	54.73	3	Vertical	247	1.42	-	31.94	5.60	31.62
AV	5.1472G	48.95	54.00	-5.05	43.22	3	Vertical	247	1.42	-	31.76	5.60	31.63
PK	5.2534G	117.36	Inf	-Inf	112.11	3	Vertical	247	1.42	-	31.29	5.65	31.69
AV	5.2528G	109.07	Inf	-Inf	103.82	3	Vertical	247	1.42	-	31.29	5.65	31.69
PK	5.3734G	61.20	74.00	-12.80	55.71	3	Vertical	247	1.42	-	31.47	5.77	31.75
AV	5.3734G	48.93	54.00	-5.07	43.44	3	Vertical	247	1.42	-	31.47	5.77	31.75

802.11ac VHT20_Nss1,(MCS0)_4TX

5260MHz_TX

02/06/2020

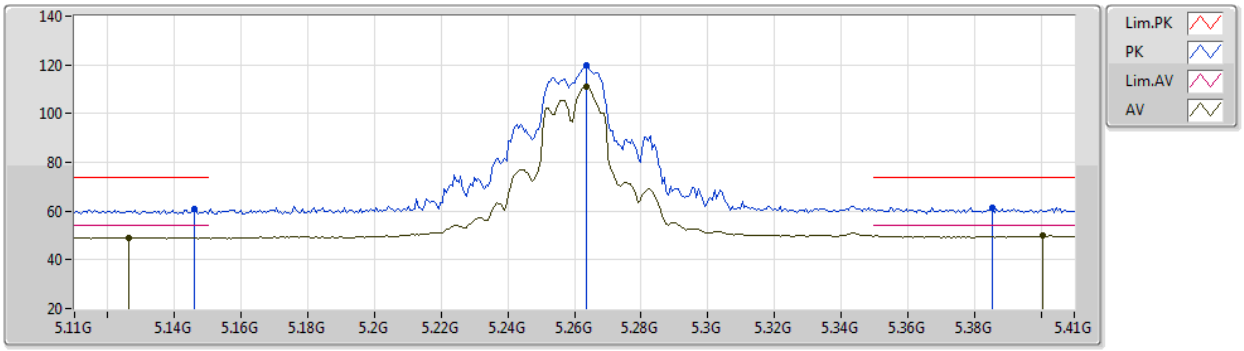

EUT Y_4TX
Setting 43/43/41/41
06-H-N-2-10

Type	Freq	Level	Limit	Margin	Raw	Dist	Condition	Azimuth	Height	Comment	AF	CL	PA
	(Hz)	(dBuV/m)	(dBuV/m)	(dB)	(dBuV)	(m)		(°)	(m)		(dB)	(dB)	(dB)
PK	5.146G	61.00	74.00	-13.00	55.26	3	Horizontal	338	2.13	-	31.77	5.60	31.63
AV	5.1262G	49.19	54.00	-4.81	43.34	3	Horizontal	338	2.13	-	31.87	5.60	31.62
PK	5.2636G	119.84	Inf	-Inf	114.62	3	Horizontal	338	2.13	-	31.25	5.66	31.69
AV	5.2636G	111.28	Inf	-Inf	106.06	3	Horizontal	338	2.13	-	31.25	5.66	31.69
PK	5.3854G	61.50	74.00	-12.50	55.93	3	Horizontal	338	2.13	-	31.53	5.79	31.75
AV	5.4004G	49.81	54.00	-4.19	44.17	3	Horizontal	338	2.13	-	31.60	5.80	31.76

802.11ac VHT20_Nss1,(MCS0)_4TX

5260MHz_TX

02/06/2020

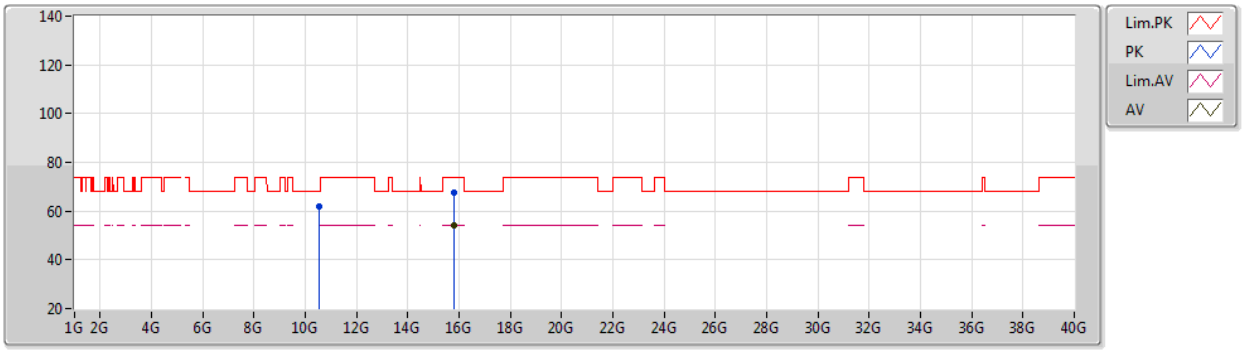

EUT Y_4TX
Setting 43/43/41/41
06-H-N-2

Type	Freq	Level	Limit	Margin	Raw	Dist	Condition	Azimuth	Height	Comment	AF	CL	PA
	(Hz)	(dBuV/m)	(dBuV/m)	(dB)	(dBuV)	(m)		(°)	(m)		(dB)	(dB)	(dB)
PK	10.5245G	61.68	68.20	-6.52	47.72	3	Vertical	89	1.21	-	39.78	7.78	33.60
PK	15.78426G	67.36	74.00	-6.64	54.14	3	Vertical	43	1.99	-	38.26	8.72	33.76
AV	15.78306G	53.92	54.00	-0.08	40.70	3	Vertical	43	1.99	-	38.26	8.72	33.76

802.11ac VHT20_Nss1,(MCS0)_4TX

5260MHz_TX

02/06/2020

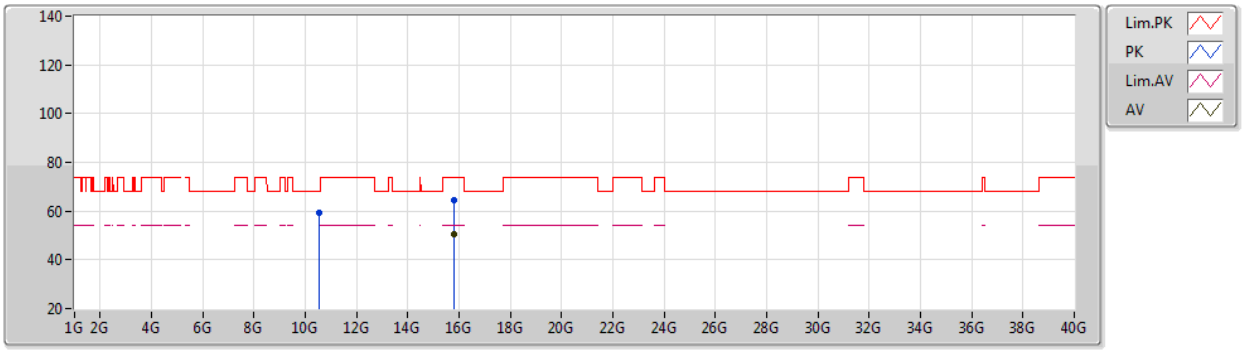

EUT Y_4TX
Setting 43/43/41/41
06-H-N-2

Type	Freq	Level	Limit	Margin	Raw	Dist	Condition	Azimuth	Height	Comment	AF	CL	PA
	(Hz)	(dBuV/m)	(dBuV/m)	(dB)	(dBuV)	(m)		(°)	(m)		(dB)	(dB)	(dB)
PK	10.52024G	59.38	68.20	-8.82	45.42	3	Horizontal	43	1.61	-	39.78	7.78	33.60
PK	15.78558G	64.73	74.00	-9.27	51.52	3	Horizontal	143	2.24	-	38.25	8.72	33.76
AV	15.78492G	50.74	54.00	-3.26	37.53	3	Horizontal	143	2.24	-	38.25	8.72	33.76

802.11ac VHT20_Nss1,(MCS0)_4TX

5300MHz_TX

02/06/2020

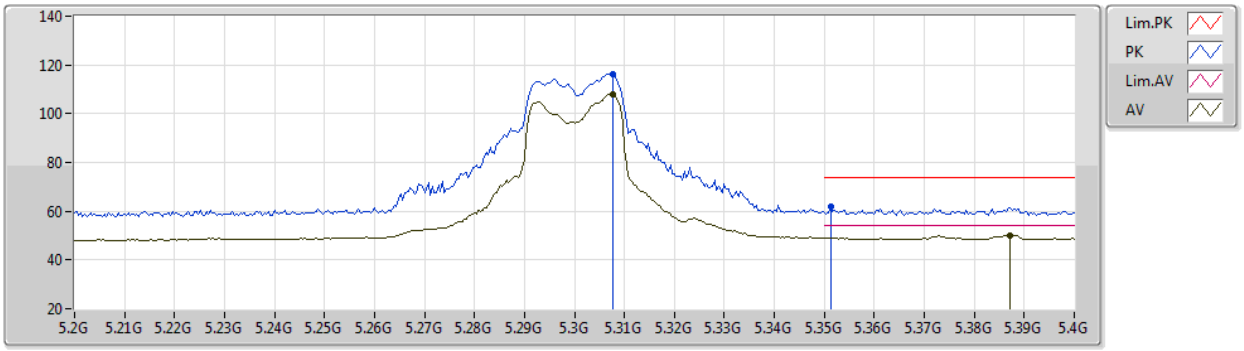

EUT Y_4TX
Setting 41/42/39/40
06-H-N-2-10

Type	Freq	Level	Limit	Margin	Raw	Dist	Condition	Azimuth	Height	Comment	AF	CL	PA
	(Hz)	(dBuV/m)	(dBuV/m)	(dB)	(dBuV)	(m)		(°)	(m)		(dB)	(dB)	(dB)
PK	5.3076G	116.40	Inf	-Inf	111.26	3	Vertical	191	2.03	-	31.14	5.71	31.71
AV	5.3076G	108.02	Inf	-Inf	102.88	3	Vertical	191	2.03	-	31.14	5.71	31.71
PK	5.3512G	61.75	74.00	-12.25	56.38	3	Vertical	191	2.03	-	31.36	5.75	31.74
AV	5.3872G	50.04	54.00	-3.96	44.46	3	Vertical	191	2.03	-	31.54	5.79	31.75

802.11ac VHT20_Nss1,(MCS0)_4TX

5300MHz_TX

02/06/2020

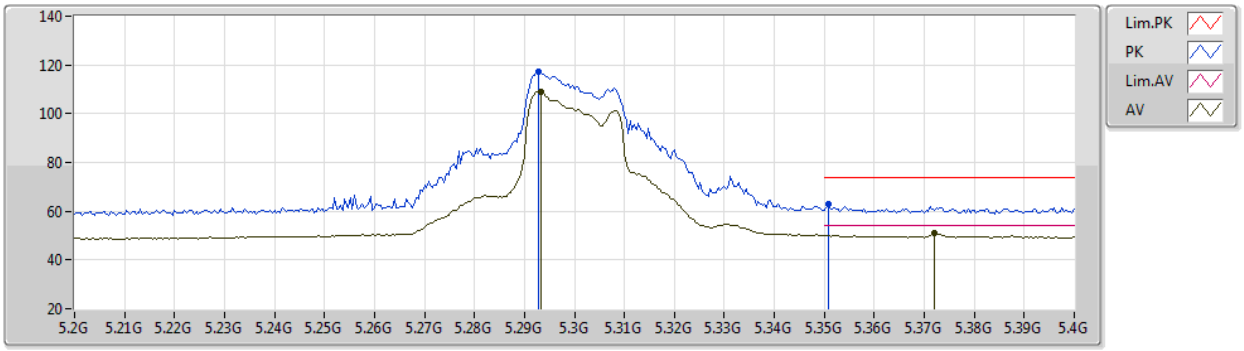

EUT Y_4TX
Setting 41/42/39/40
06-H-N-2-10

Type	Freq	Level	Limit	Margin	Raw	Dist	Condition	Azimuth	Height	Comment	AF	CL	PA
	(Hz)	(dBuV/m)	(dBuV/m)	(dB)	(dBuV)	(m)		(°)	(m)		(dB)	(dB)	(dB)
PK	5.2928G	117.14	Inf	-Inf	112.03	3	Horizontal	281	2.04	-	31.13	5.69	31.71
AV	5.2932G	109.06	Inf	-Inf	103.95	3	Horizontal	281	2.04	-	31.13	5.69	31.71
PK	5.3508G	63.02	74.00	-10.98	57.66	3	Horizontal	281	2.04	-	31.35	5.75	31.74
AV	5.372G	50.86	54.00	-3.14	45.38	3	Horizontal	281	2.04	-	31.46	5.77	31.75

802.11ac VHT20_Nss1,(MCS0)_4TX

5300MHz_TX

02/06/2020

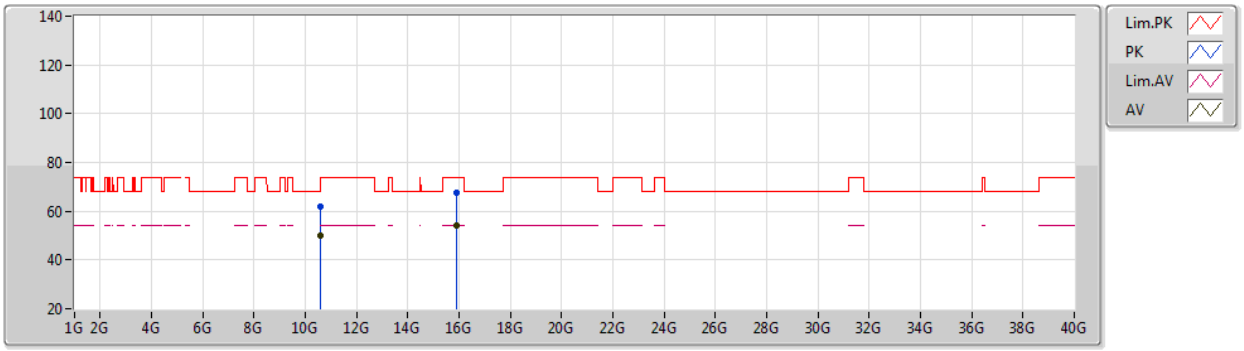

EUT Y_4TX
Setting 41/42/39/40
06-H-N-2

Type	Freq	Level	Limit	Margin	Raw	Dist	Condition	Azimuth	Height	Comment	AF	CL	PA
	(Hz)	(dBuV/m)	(dBuV/m)	(dB)	(dBuV)	(m)		(°)	(m)		(dB)	(dB)	(dB)
PK	10.60414G	61.99	74.00	-12.01	47.89	3	Vertical	89	2.96	-	39.89	7.81	33.60
AV	10.60462G	49.87	54.00	-4.13	35.77	3	Vertical	89	2.96	-	39.89	7.81	33.60
PK	15.89502G	67.39	74.00	-6.61	54.59	3	Vertical	309	1.99	-	37.87	8.71	33.78
AV	15.89466G	53.89	54.00	-0.11	41.09	3	Vertical	309	1.99	-	37.87	8.71	33.78

802.11ac VHT20_Nss1,(MCS0)_4TX

5300MHz_TX

02/06/2020

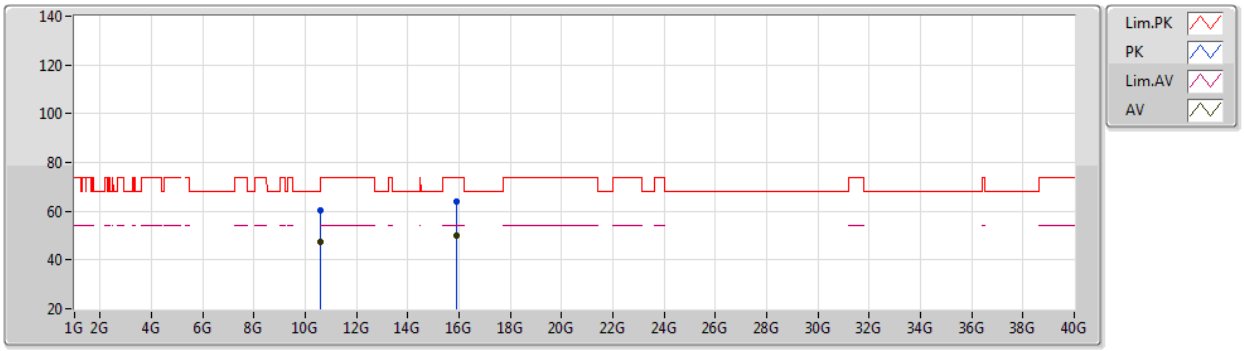

EUT Y_4TX
Setting 41/42/39/40
06-H-N-2

Type	Freq	Level	Limit	Margin	Raw	Dist	Condition	Azimuth	Height	Comment	AF	CL	PA
	(Hz)	(dBuV/m)	(dBuV/m)	(dB)	(dBuV)	(m)		(°)	(m)		(dB)	(dB)	(dB)
PK	10.60228G	60.16	74.00	-13.84	46.07	3	Horizontal	46	1.72	-	39.88	7.81	33.60
AV	10.6009G	47.28	54.00	-6.72	33.19	3	Horizontal	46	1.72	-	39.88	7.81	33.60
PK	15.90456G	63.88	74.00	-10.12	51.12	3	Horizontal	139	2.07	-	37.83	8.71	33.78
AV	15.90522G	50.16	54.00	-3.84	37.40	3	Horizontal	139	2.07	-	37.83	8.71	33.78

802.11ac VHT20_Nss1,(MCS0)_4TX

5320MHz_TX

02/06/2020

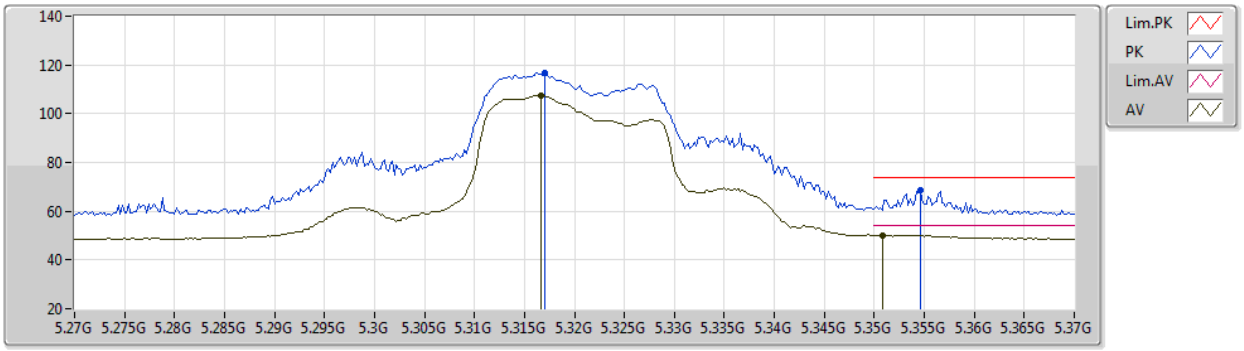

EUT Y_4TX
Setting 41/41/38/39
06-H-N-2-10

Type	Freq	Level	Limit	Margin	Raw	Dist	Condition	Azimuth	Height	Comment	AF	CL	PA
	(Hz)	(dBuV/m)	(dBuV/m)	(dB)	(dBuV)	(m)		(°)	(m)		(dB)	(dB)	(dB)
PK	5.317G	116.85	Inf	-Inf	111.66	3	Vertical	207	2.30	-	31.19	5.72	31.72
AV	5.3166G	107.62	Inf	-Inf	102.44	3	Vertical	207	2.30	-	31.18	5.72	31.72
PK	5.3546G	68.63	74.00	-5.37	63.25	3	Vertical	207	2.30	-	31.37	5.75	31.74
AV	5.3508G	50.20	54.00	-3.80	44.84	3	Vertical	207	2.30	-	31.35	5.75	31.74

802.11ac VHT20_Nss1,(MCS0)_4TX

5320MHz_TX

02/06/2020

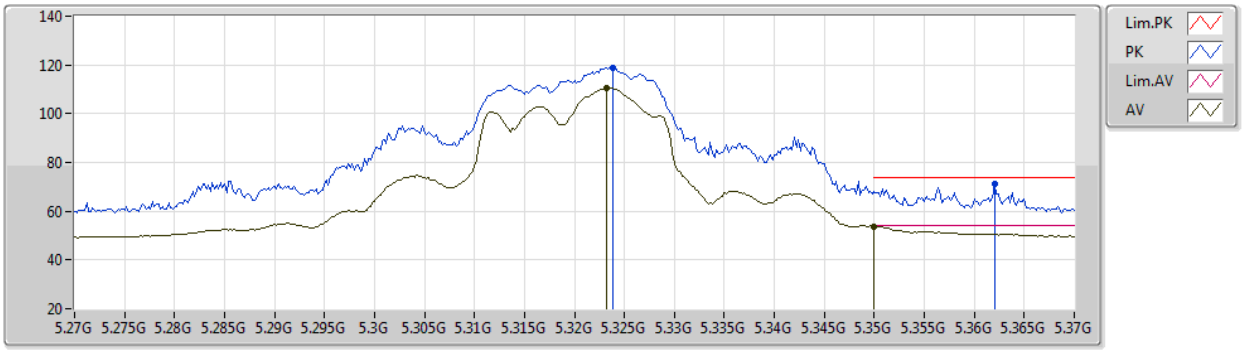

EUT Y_4TX
Setting 41/41/38/39
06-H-N-2-10

Type	Freq	Level	Limit	Margin	Raw	Dist	Condition	Azimuth	Height	Comment	AF	CL	PA
	(Hz)	(dBuV/m)	(dBuV/m)	(dB)	(dBuV)	(m)		(°)	(m)		(dB)	(dB)	(dB)
PK	5.3238G	118.81	Inf	-Inf	113.59	3	Horizontal	328	2.10	-	31.22	5.72	31.72
AV	5.3232G	110.55	Inf	-Inf	105.33	3	Horizontal	328	2.10	-	31.22	5.72	31.72
PK	5.362G	71.03	74.00	-2.97	65.60	3	Horizontal	328	2.10	-	31.41	5.76	31.74
AV	5.35G	53.83	54.00	-0.17	48.46	3	Horizontal	328	2.10	-	31.35	5.75	31.73

802.11ac VHT20_Nss1,(MCS0)_4TX

5320MHz_TX

02/06/2020

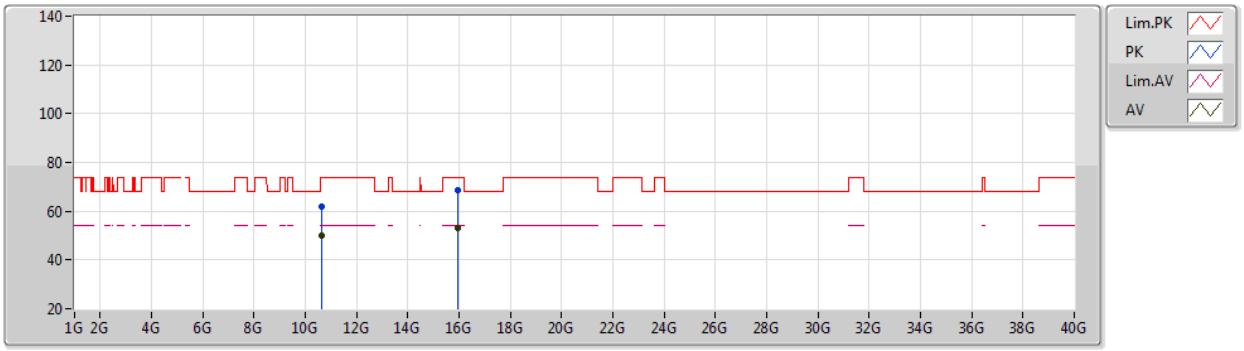

EUT Y_4TX
Setting 41/41/38/39
06-H-N-2

Type	Freq	Level	Limit	Margin	Raw	Dist	Condition	Azimuth	Height	Comment	AF	CL	PA
	(Hz)	(dBuV/m)	(dBuV/m)	(dB)	(dBuV)	(m)		(°)	(m)		(dB)	(dB)	(dB)
PK	10.64354G	61.68	74.00	-12.32	47.52	3	Vertical	90	2.94	-	39.94	7.83	33.61
AV	10.6439G	50.08	54.00	-3.92	35.92	3	Vertical	90	2.94	-	39.94	7.83	33.61
PK	15.9658G	68.70	74.00	-5.30	56.17	3	Vertical	312	1.77	-	37.62	8.70	33.79
AV	15.9575G	53.28	54.00	-0.72	40.72	3	Vertical	312	1.77	-	37.65	8.70	33.79

802.11ac VHT20_Nss1,(MCS0)_4TX

5320MHz_TX

02/06/2020

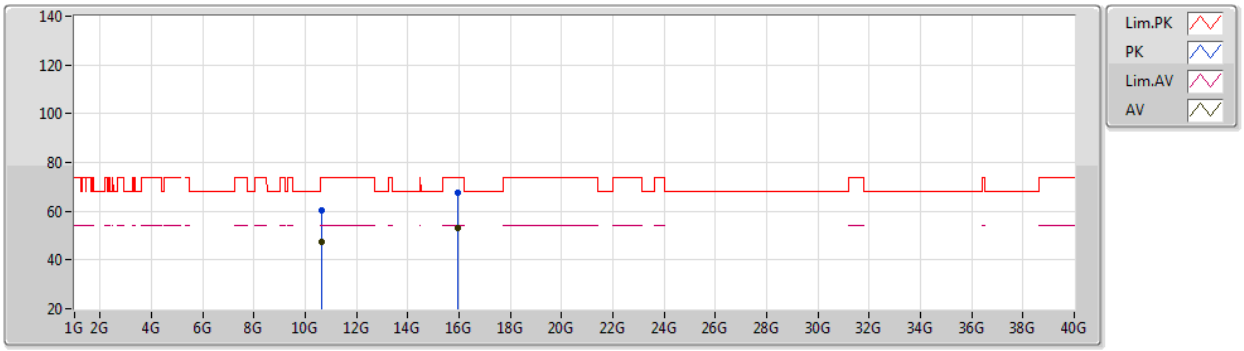

EUT Y_4TX
Setting 41/41/38/39
06-H-N-2

Type	Freq	Level	Limit	Margin	Raw	Dist	Condition	Azimuth	Height	Comment	AF	CL	PA
	(Hz)	(dBuV/m)	(dBuV/m)	(dB)	(dBuV)	(m)		(°)	(m)		(dB)	(dB)	(dB)
PK	10.64042G	60.51	74.00	-13.49	46.36	3	Horizontal	146	1.80	-	39.93	7.82	33.60
AV	10.64G	47.51	54.00	-6.49	33.36	3	Horizontal	146	1.80	-	39.93	7.82	33.60
PK	15.95808G	67.72	74.00	-6.28	55.16	3	Horizontal	310	2.32	-	37.65	8.70	33.79
AV	15.95712G	52.91	54.00	-1.09	40.35	3	Horizontal	310	2.32	-	37.65	8.70	33.79

802.11ac VHT20_Nss1,(MCS0)_4TX

5500MHz_TX

02/06/2020

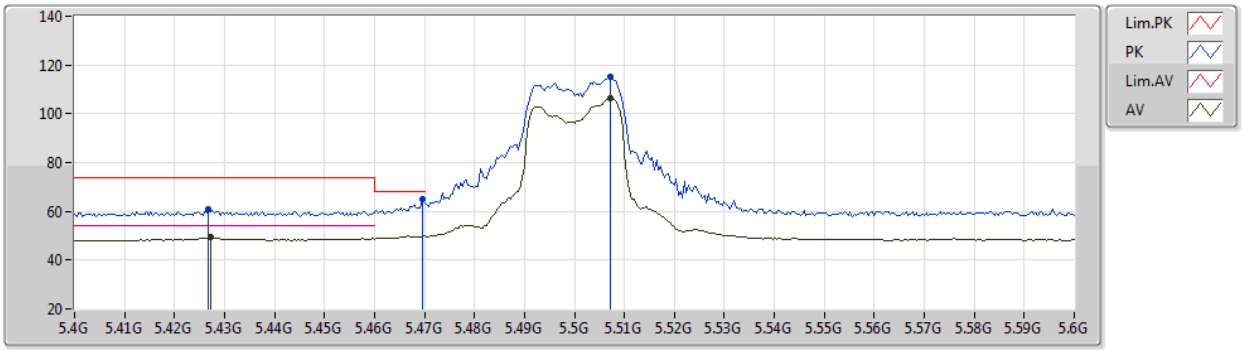

EUT Y_4TX
Setting 29/29/25/26
06-H-N-2-10

Type	Freq	Level	Limit	Margin	Raw	Dist	Condition	Azimuth	Height	Comment	AF	CL	PA
	(Hz)	(dBuV/m)	(dBuV/m)	(dB)	(dBuV)	(m)		(°)	(m)		(dB)	(dB)	(dB)
PK	5.4268G	60.63	74.00	-13.37	54.95	3	Vertical	175	2.00	-	31.65	5.80	31.77
AV	5.4272G	49.62	54.00	-4.38	43.94	3	Vertical	175	2.00	-	31.65	5.80	31.77
PK	5.4696G	64.94	68.20	-3.26	59.19	3	Vertical	175	2.00	-	31.74	5.80	31.79
PK	5.5072G	115.23	Inf	-Inf	109.45	3	Vertical	175	2.00	-	31.79	5.80	31.81
AV	5.5072G	106.23	Inf	-Inf	100.45	3	Vertical	175	2.00	-	31.79	5.80	31.81

802.11ac VHT20_Nss1,(MCS0)_4TX

5500MHz_TX

02/06/2020

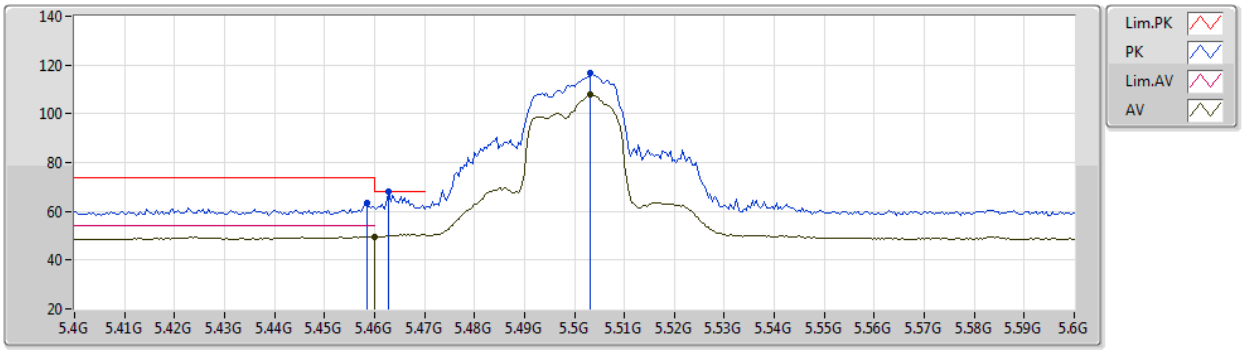

EUT Y_4TX
Setting 29/29/25/26
06-H-N-2-10

Type	Freq	Level	Limit	Margin	Raw	Dist	Condition	Azimuth	Height	Comment	AF	CL	PA
	(Hz)	(dBuV/m)	(dBuV/m)	(dB)	(dBuV)	(m)		(°)	(m)		(dB)	(dB)	(dB)
PK	5.4584G	63.59	74.00	-10.41	57.86	3	Horizontal	108	1.80	-	31.72	5.80	31.79
AV	5.46G	49.53	54.00	-4.47	43.80	3	Horizontal	108	1.80	-	31.72	5.80	31.79
PK	5.4628G	67.98	68.20	-0.22	62.24	3	Horizontal	108	1.80	-	31.73	5.80	31.79
PK	5.5032G	116.68	Inf	-Inf	110.90	3	Horizontal	108	1.80	-	31.79	5.80	31.81
AV	5.5032G	107.79	Inf	-Inf	102.01	3	Horizontal	108	1.80	-	31.79	5.80	31.81

802.11ac VHT20_Nss1,(MCS0)_4TX

5500MHz_TX

02/06/2020

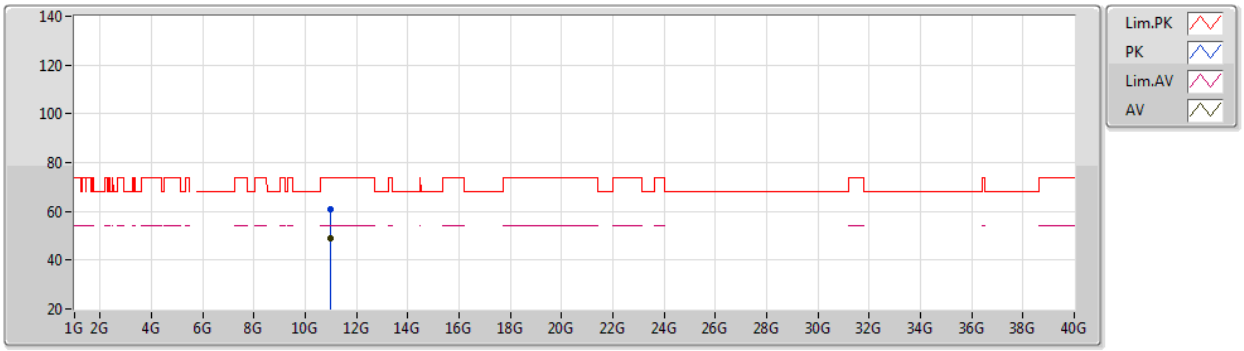

EUT Y_4TX
Setting 29/29/25/26
06-H-N-2

Type	Freq	Level	Limit	Margin	Raw	Dist	Condition	Azimuth	Height	Comment	AF	CL	PA
	(Hz)	(dBuV/m)	(dBuV/m)	(dB)	(dBuV)	(m)		(°)	(m)		(dB)	(dB)	(dB)
PK	11.00762G	60.82	74.00	-13.18	46.11	3	Vertical	88	2.79	-	40.39	7.95	33.63
AV	11.00654G	48.75	54.00	-5.25	34.04	3	Vertical	88	2.79	-	40.39	7.95	33.63

802.11ac VHT20_Nss1,(MCS0)_4TX

5500MHz_TX

02/06/2020

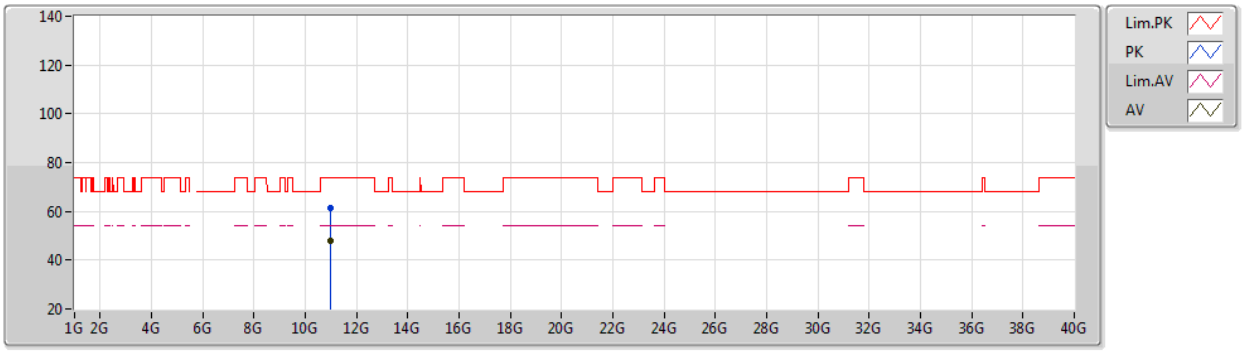

EUT Y_4TX
Setting 29/29/25/26
06-H-N-2

Type	Freq	Level	Limit	Margin	Raw	Dist	Condition	Azimuth	Height	Comment	AF	CL	PA
	(Hz)	(dBuV/m)	(dBuV/m)	(dB)	(dBuV)	(m)		(°)	(m)		(dB)	(dB)	(dB)
PK	10.99886G	61.47	74.00	-12.53	46.75	3	Horizontal	68	1.48	-	40.40	7.95	33.63
AV	10.99886G	48.18	54.00	-5.82	33.46	3	Horizontal	68	1.48	-	40.40	7.95	33.63

802.11ac VHT20_Nss1,(MCS0)_4TX

5580MHz_TX

02/06/2020

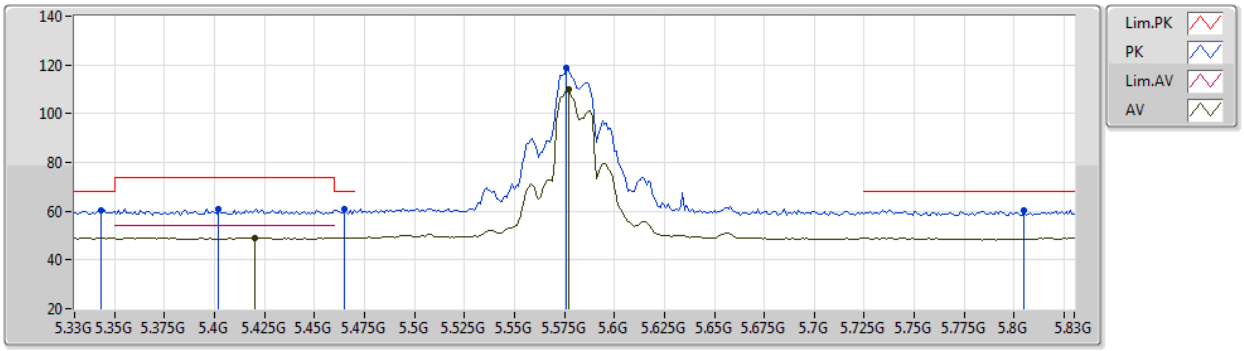

EUT Y_4TX
Setting 36/36/32/33
06-H-N-2-10

Type	Freq	Level	Limit	Margin	Raw	Dist	Condition	Azimuth	Height	Comment	AF	CL	PA
	(Hz)	(dBuV/m)	(dBuV/m)	(dB)	(dBuV)	(m)		(°)	(m)		(dB)	(dB)	(dB)
PK	5.343G	60.33	68.20	-7.87	55.00	3	Vertical	208	3.00	-	31.32	5.74	31.73
PK	5.402G	60.99	74.00	-13.01	55.35	3	Vertical	208	3.00	-	31.60	5.80	31.76
AV	5.42G	49.19	54.00	-4.81	43.52	3	Vertical	208	3.00	-	31.64	5.80	31.77
PK	5.465G	61.08	68.20	-7.12	55.34	3	Vertical	208	3.00	-	31.73	5.80	31.79
PK	5.576G	118.82	Inf	-Inf	113.21	3	Vertical	208	3.00	-	31.65	5.80	31.84
AV	5.577G	109.90	Inf	-Inf	104.29	3	Vertical	208	3.00	-	31.65	5.80	31.84
PK	5.805G	60.35	68.20	-7.85	54.17	3	Vertical	208	3.00	-	32.12	6.00	31.94

802.11ac VHT20_Nss1,(MCS0)_4TX

5580MHz_TX

02/06/2020

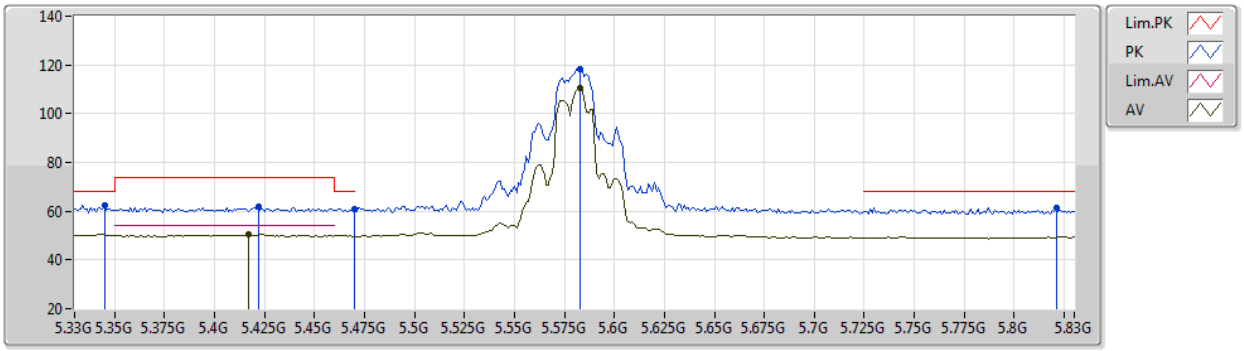

EUT Y_4TX
Setting 36/36/32/33
06-H-N-2-10

Type	Freq	Level	Limit	Margin	Raw	Dist	Condition	Azimuth	Height	Comment	AF	CL	PA
	(Hz)	(dBuV/m)	(dBuV/m)	(dB)	(dBuV)	(m)		(°)	(m)		(dB)	(dB)	(dB)
PK	5.345G	62.53	68.20	-5.67	57.18	3	Horizontal	332	1.92	-	31.33	5.75	31.73
PK	5.422G	61.64	74.00	-12.36	55.97	3	Horizontal	332	1.92	-	31.64	5.80	31.77
AV	5.417G	50.34	54.00	-3.66	44.68	3	Horizontal	332	1.92	-	31.63	5.80	31.77
PK	5.47G	60.92	68.20	-7.28	55.17	3	Horizontal	332	1.92	-	31.74	5.80	31.79
PK	5.583G	118.41	Inf	-Inf	112.82	3	Horizontal	332	1.92	-	31.63	5.80	31.84
AV	5.583G	110.38	Inf	-Inf	104.79	3	Horizontal	332	1.92	-	31.63	5.80	31.84
PK	5.821G	61.31	68.20	-6.89	55.11	3	Horizontal	332	1.92	-	32.16	5.99	31.95

802.11ac VHT20_Nss1,(MCS0)_4TX

5580MHz_TX

02/06/2020

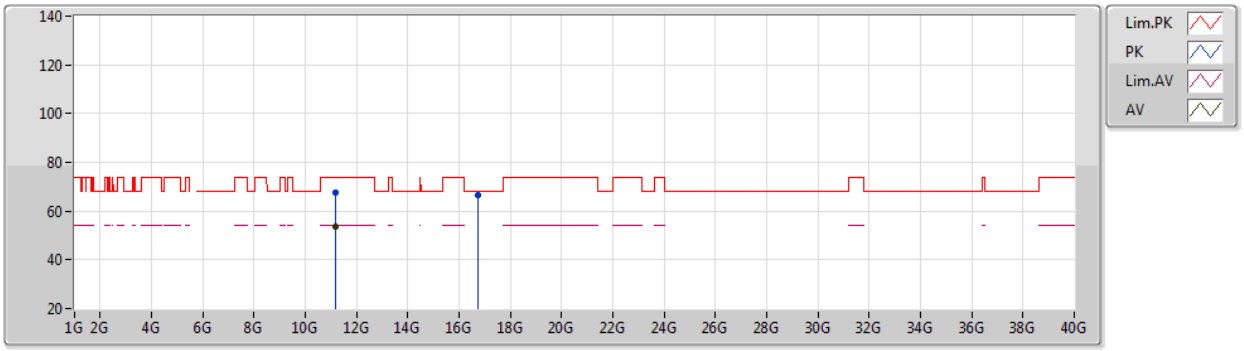

EUT Y_4TX
Setting 36/36/32/33
06-H-N-2

Type	Freq	Level	Limit	Margin	Raw	Dist	Condition	Azimuth	Height	Comment	AF	CL	PA
	(Hz)	(dBuV/m)	(dBuV/m)	(dB)	(dBuV)	(m)		(°)	(m)		(dB)	(dB)	(dB)
PK	11.16174G	67.59	74.00	-6.41	53.10	3	Vertical	97	1.99	-	40.16	8.01	33.68
AV	11.15982G	53.79	54.00	-0.21	39.30	3	Vertical	97	1.99	-	40.16	8.01	33.68
PK	16.7373G	66.30	68.20	-1.90	51.13	3	Vertical	261	3.00	-	39.86	9.18	33.87

802.11ac VHT20_Nss1,(MCS0)_4TX

5580MHz_TX

02/06/2020

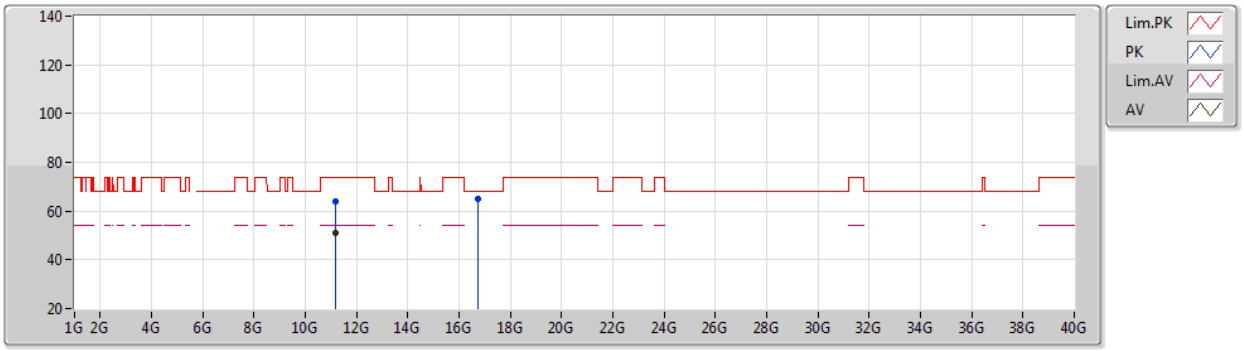

EUT Y_4TX
Setting 36/36/32/33
06-H-N-2

Type	Freq	Level	Limit	Margin	Raw	Dist	Condition	Azimuth	Height	Comment	AF	CL	PA
	(Hz)	(dBuV/m)	(dBuV/m)	(dB)	(dBuV)	(m)		(°)	(m)		(dB)	(dB)	(dB)
PK	11.16102G	63.82	74.00	-10.18	49.33	3	Horizontal	144	1.05	-	40.16	8.01	33.68
AV	11.15958G	51.10	54.00	-2.90	36.61	3	Horizontal	144	1.05	-	40.16	8.01	33.68
PK	16.73544G	65.19	68.20	-3.01	50.03	3	Horizontal	310	1.80	-	39.85	9.18	33.87

802.11ac VHT20_Nss1,(MCS0)_4TX

5700MHz_TX

02/06/2020

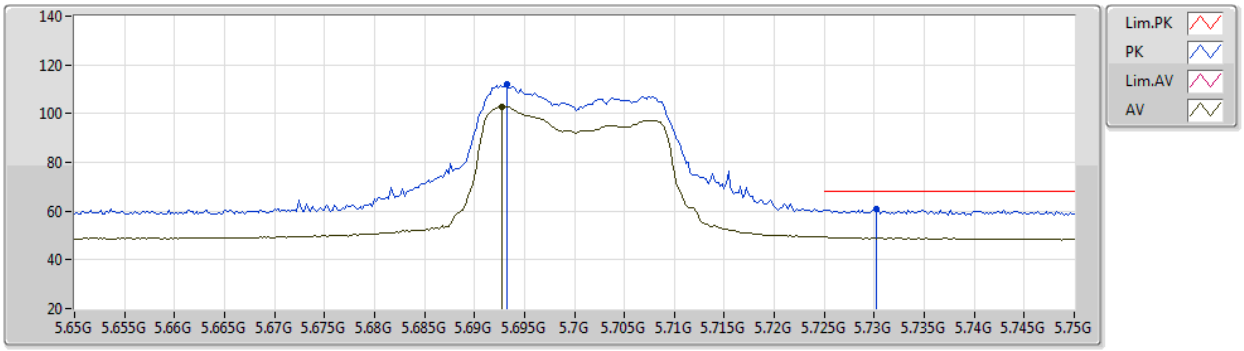

EUT Y_4TX
Setting 26/26/23/23
06-H-N-2-10

Type	Freq	Level	Limit	Margin	Raw	Dist	Condition	Azimuth	Height	Comment	AF	CL	PA
	(Hz)	(dBuV/m)	(dBuV/m)	(dB)	(dBuV)	(m)		(°)	(m)		(dB)	(dB)	(dB)
PK	5.6932G	111.88	Inf	-Inf	106.20	3	Vertical	193	2.10	-	31.69	5.88	31.89
AV	5.6928G	102.87	Inf	-Inf	97.19	3	Vertical	193	2.10	-	31.69	5.88	31.89
PK	5.7302G	60.69	68.20	-7.51	54.86	3	Vertical	193	2.10	-	31.82	5.92	31.91

802.11ac VHT20_Nss1,(MCS0)_4TX

5700MHz_TX

02/06/2020

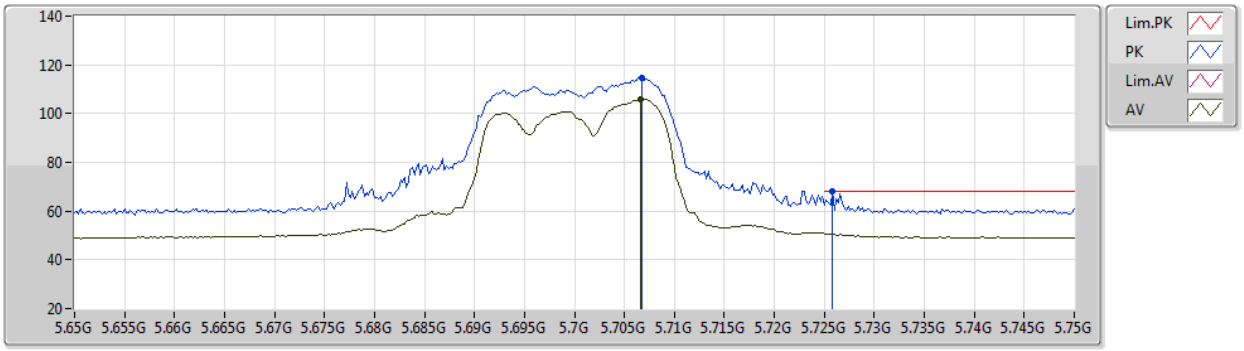

EUT Y_4TX
Setting 26/26/23/23
06-H-N-2-10

Type	Freq	Level	Limit	Margin	Raw	Dist	Condition	Azimuth	Height	Comment	AF	CL	PA
	(Hz)	(dBuV/m)	(dBuV/m)	(dB)	(dBuV)	(m)		(°)	(m)		(dB)	(dB)	(dB)
PK	5.7068G	114.54	Inf	-Inf	108.80	3	Horizontal	342	1.97	-	31.73	5.90	31.89
AV	5.7066G	105.83	Inf	-Inf	100.09	3	Horizontal	342	1.97	-	31.73	5.90	31.89
PK	5.7258G	68.07	68.20	-0.13	62.25	3	Horizontal	342	1.97	-	31.80	5.92	31.90

802.11ac VHT20_Nss1,(MCS0)_4TX

5700MHz_TX

02/06/2020

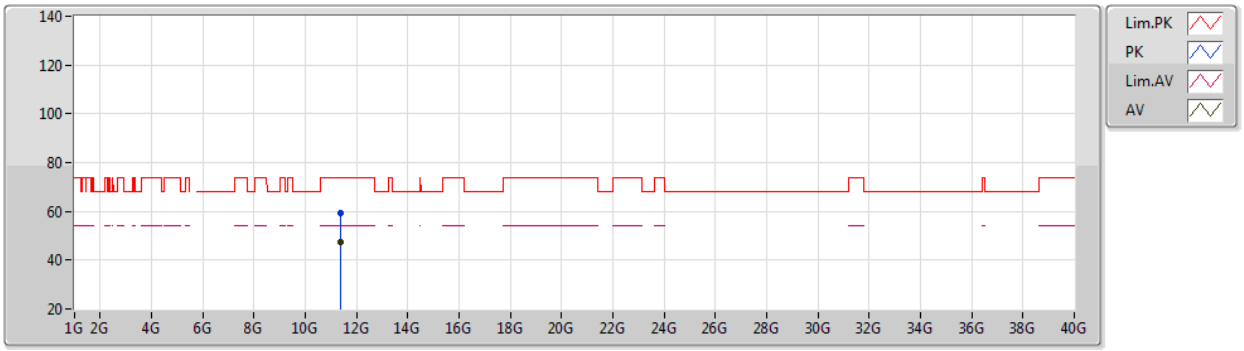

EUT Y_4TX
Setting 26/26/23/23
06-H-N-2

Type	Freq	Level	Limit	Margin	Raw	Dist	Condition	Azimuth	Height	Comment	AF	CL	PA
	(Hz)	(dBuV/m)	(dBuV/m)	(dB)	(dBuV)	(m)		(°)	(m)		(dB)	(dB)	(dB)
PK	11.39934G	59.34	74.00	-14.66	45.20	3	Vertical	97	2.62	-	39.80	8.09	33.75
AV	11.40024G	47.52	54.00	-6.48	33.38	3	Vertical	97	2.62	-	39.80	8.09	33.75

802.11ac VHT20_Nss1,(MCS0)_4TX

5700MHz_TX

02/06/2020

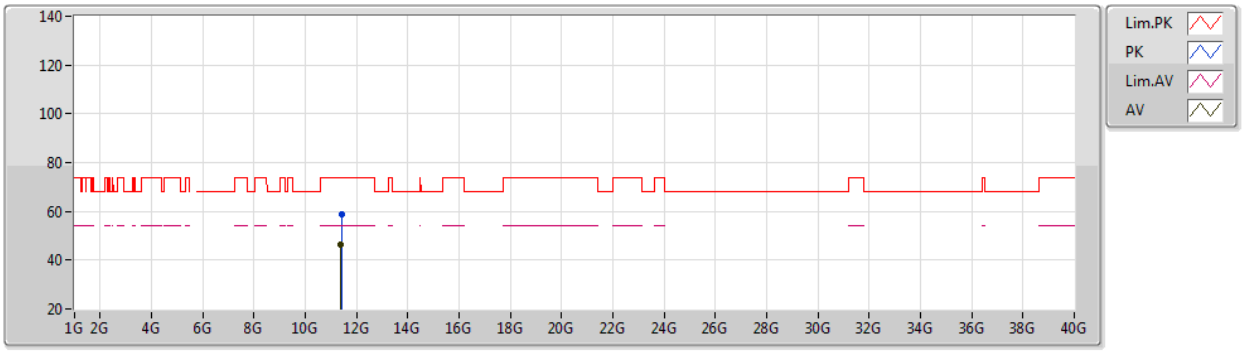

EUT Y_4TX
Setting 26/26/23/23
06-H-N-2

Type	Freq	Level	Limit	Margin	Raw	Dist	Condition	Azimuth	Height	Comment	AF	CL	PA
	(Hz)	(dBuV/m)	(dBuV/m)	(dB)	(dBuV)	(m)		(°)	(m)		(dB)	(dB)	(dB)
PK	11.40198G	58.55	74.00	-15.45	44.41	3	Horizontal	47	3.00	-	39.80	8.09	33.75
AV	11.4003G	46.19	54.00	-7.81	32.05	3	Horizontal	47	3.00	-	39.80	8.09	33.75

802.11ac VHT40_Nss1,(MCS0)_4TX

5270MHz_TX

02/06/2020

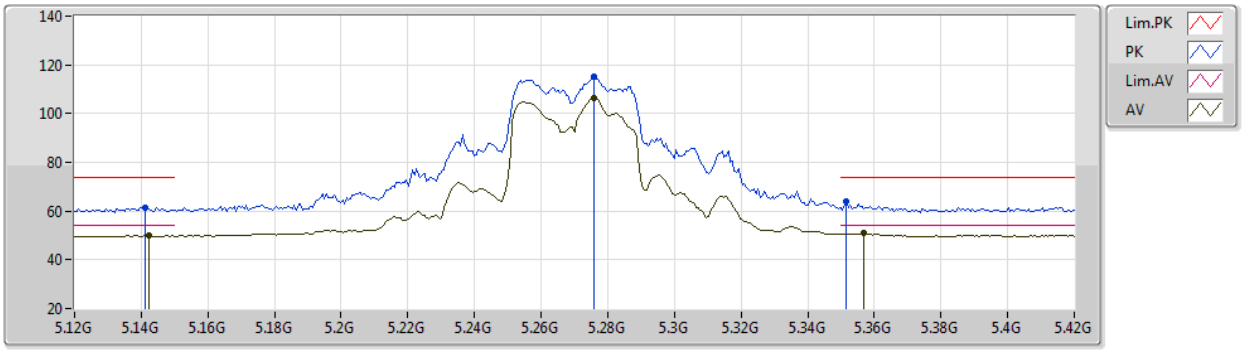

EUT Y_4TX
Setting 43/44/41/42
06-H-N-2-10

Type	Freq	Level	Limit	Margin	Raw	Dist	Condition	Azimuth	Height	Comment	AF	CL	PA
	(Hz)	(dBuV/m)	(dBuV/m)	(dB)	(dBuV)	(m)		(°)	(m)		(dB)	(dB)	(dB)
PK	5.141G	61.38	74.00	-12.62	55.61	3	Vertical	241	2.56	-	31.80	5.60	31.63
AV	5.1422G	49.85	54.00	-4.15	44.09	3	Vertical	241	2.56	-	31.79	5.60	31.63
PK	5.276G	115.31	Inf	-Inf	110.13	3	Vertical	241	2.56	-	31.20	5.68	31.70
AV	5.276G	106.25	Inf	-Inf	101.07	3	Vertical	241	2.56	-	31.20	5.68	31.70
PK	5.3516G	63.73	74.00	-10.27	58.36	3	Vertical	241	2.56	-	31.36	5.75	31.74
AV	5.357G	50.78	54.00	-3.22	45.37	3	Vertical	241	2.56	-	31.39	5.76	31.74

802.11ac VHT40_Nss1,(MCS0)_4TX

5270MHz_TX

02/06/2020

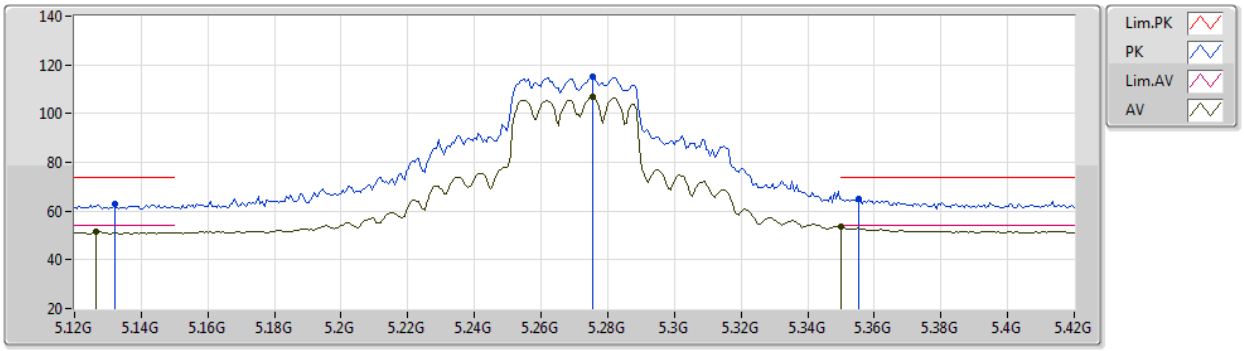

EUT Y_4TX
Setting 43/44/41/42
06-H-N-2-10

Type	Freq	Level	Limit	Margin	Raw	Dist	Condition	Azimuth	Height	Comment	AF	CL	PA
	(Hz)	(dBuV/m)	(dBuV/m)	(dB)	(dBuV)	(m)		(°)	(m)		(dB)	(dB)	(dB)
PK	5.132G	62.71	74.00	-11.29	56.90	3	Horizontal	187	2.00	-	31.84	5.60	31.63
AV	5.1266G	51.37	54.00	-2.63	45.52	3	Horizontal	187	2.00	-	31.87	5.60	31.62
PK	5.2754G	115.06	Inf	-Inf	109.88	3	Horizontal	187	2.00	-	31.20	5.68	31.70
AV	5.2754G	106.76	Inf	-Inf	101.58	3	Horizontal	187	2.00	-	31.20	5.68	31.70
PK	5.3552G	65.24	74.00	-8.76	59.84	3	Horizontal	187	2.00	-	31.38	5.76	31.74
AV	5.35G	53.79	54.00	-0.21	48.42	3	Horizontal	187	2.00	-	31.35	5.75	31.73

802.11ac VHT40_Nss1,(MCS0)_4TX

5270MHz_TX

02/06/2020

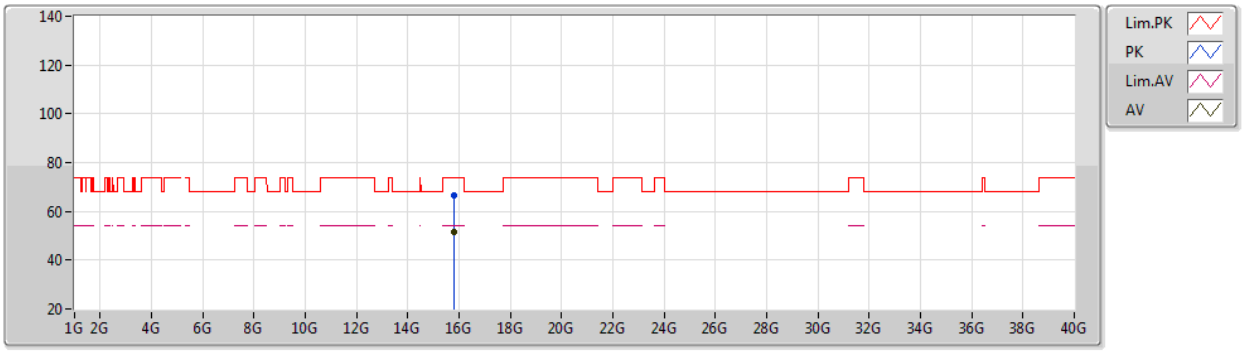

EUT Y_4TX
Setting 43/44/41/42
06-H-N-2

Type	Freq	Level	Limit	Margin	Raw	Dist	Condition	Azimuth	Height	Comment	AF	CL	PA
	(Hz)	(dBuV/m)	(dBuV/m)	(dB)	(dBuV)	(m)		(°)	(m)		(dB)	(dB)	(dB)
PK	15.8172G	66.39	74.00	-7.61	53.30	3	Vertical	46	1.96	-	38.14	8.72	33.77
AV	15.8172G	51.43	54.00	-2.57	38.34	3	Vertical	46	1.96	-	38.14	8.72	33.77

802.11ac VHT40_Nss1,(MCS0)_4TX

5270MHz_TX

02/06/2020

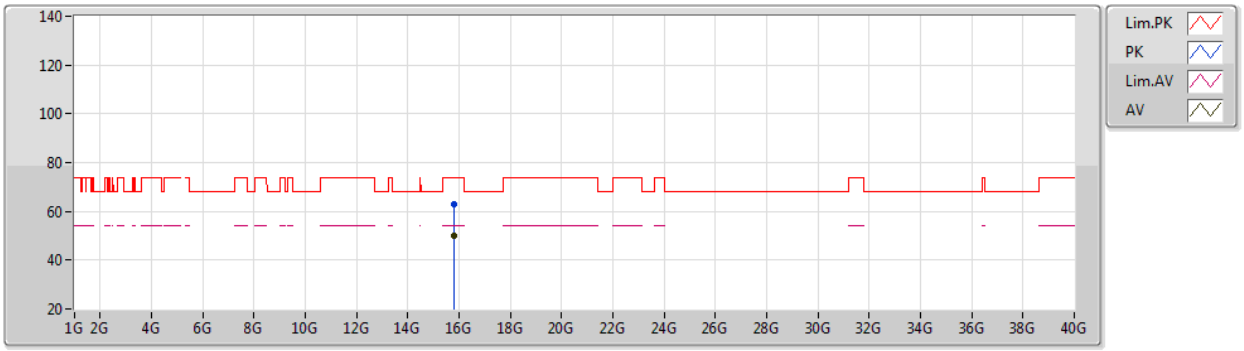

EUT Y_4TX
Setting 43/44/41/42
06-H-N-2

Type	Freq	Level	Limit	Margin	Raw	Dist	Condition	Azimuth	Height	Comment	AF	CL	PA
	(Hz)	(dBuV/m)	(dBuV/m)	(dB)	(dBuV)	(m)		(°)	(m)		(dB)	(dB)	(dB)
PK	15.79818G	62.84	74.00	-11.16	49.67	3	Horizontal	141	2.27	-	38.21	8.72	33.76
AV	15.8175G	50.12	54.00	-3.88	37.03	3	Horizontal	141	2.27	-	38.14	8.72	33.77

802.11ac VHT40_Nss1,(MCS0)_4TX

5310MHz_TX

03/06/2020

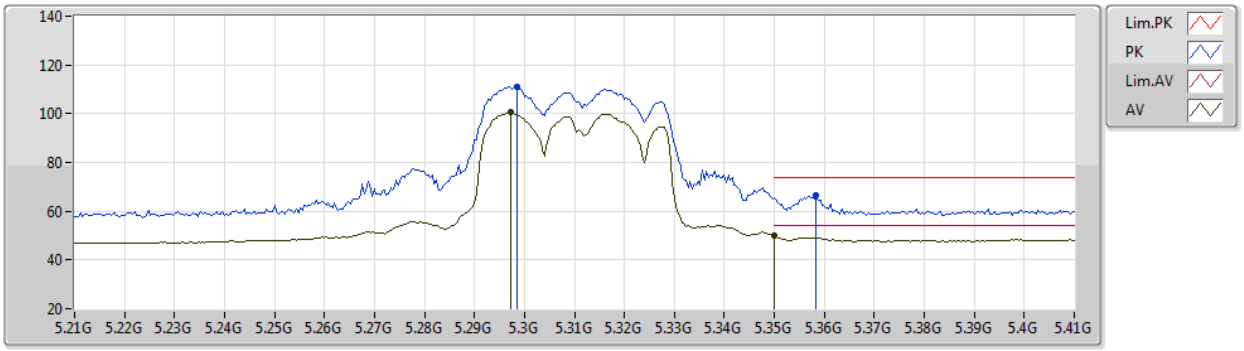

EUT Y_4TX
Setting 35/36/33/34
02-B-K-3-10

Type	Freq	Level	Limit	Margin	Raw	Dist	Condition	Azimuth	Height	Comment	AF	CL	PA
	(Hz)	(dBuV/m)	(dBuV/m)	(dB)	(dBuV)	(m)		(°)	(m)		(dB)	(dB)	(dB)
PK	5.2984G	110.80	Inf	-Inf	101.49	3	Vertical	321	2.80	-	33.70	6.05	30.44
AV	5.2972G	100.44	Inf	-Inf	91.14	3	Vertical	321	2.80	-	33.69	6.05	30.44
PK	5.3584G	66.31	74.00	-7.69	56.93	3	Vertical	321	2.80	-	33.76	6.08	30.46
AV	5.35G	50.07	54.00	-3.93	40.70	3	Vertical	321	2.80	-	33.75	6.07	30.45

802.11ac VHT40_Nss1,(MCS0)_4TX

5310MHz_TX

03/06/2020

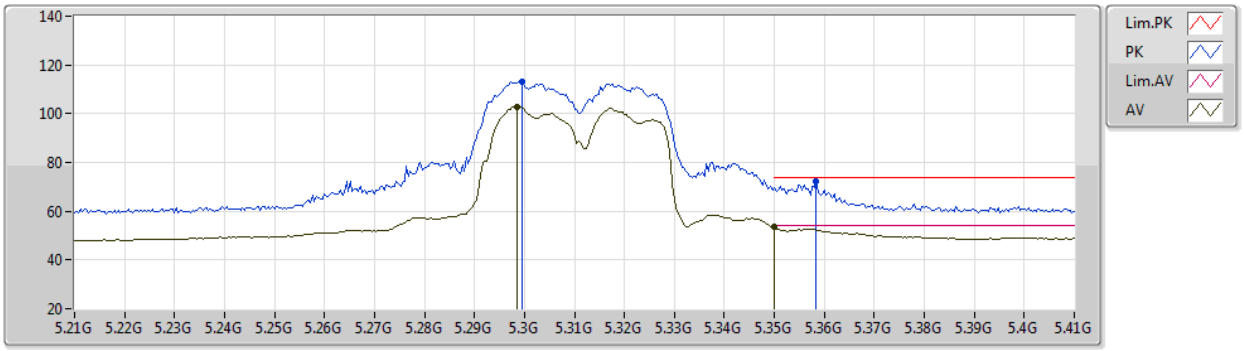

EUT Y_4TX
Setting 35/36/33/34
02-B-K-3-10

Type	Freq	Level	Limit	Margin	Raw	Dist	Condition	Azimuth	Height	Comment	AF	CL	PA
	(Hz)	(dBuV/m)	(dBuV/m)	(dB)	(dBuV)	(m)		(°)	(m)		(dB)	(dB)	(dB)
PK	5.2996G	113.18	Inf	-Inf	103.87	3	Horizontal	99	1.52	-	33.70	6.05	30.44
AV	5.2984G	102.97	Inf	-Inf	93.66	3	Horizontal	99	1.52	-	33.70	6.05	30.44
PK	5.3584G	72.03	74.00	-1.97	62.65	3	Horizontal	99	1.52	-	33.76	6.08	30.46
AV	5.35G	53.39	54.00	-0.61	44.02	3	Horizontal	99	1.52	-	33.75	6.07	30.45

802.11ac VHT40_Nss1,(MCS0)_4TX

5310MHz_TX

03/06/2020

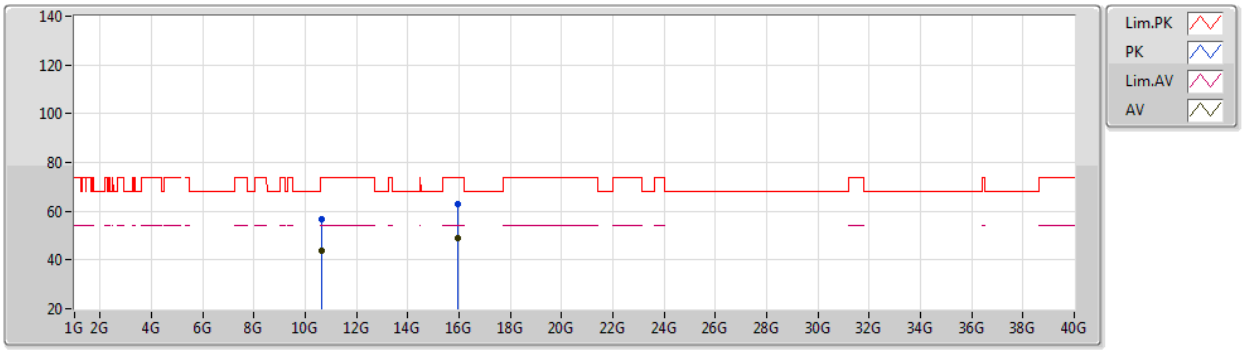

EUT Y_4TX
Setting 35/36/33/34
02-B-K-3

Type	Freq	Level	Limit	Margin	Raw	Dist	Condition	Azimuth	Height	Comment	AF	CL	PA
	(Hz)	(dBuV/m)	(dBuV/m)	(dB)	(dBuV)	(m)		(°)	(m)		(dB)	(dB)	(dB)
PK	10.62696G	56.51	74.00	-17.49	40.68	3	Vertical	98	2.96	-	38.72	8.59	31.48
AV	10.62576G	43.78	54.00	-10.22	27.95	3	Vertical	98	2.96	-	38.72	8.59	31.48
PK	15.93108G	62.94	74.00	-11.06	48.02	3	Vertical	276	2.93	-	37.60	9.38	32.06
AV	15.93G	48.85	54.00	-5.15	33.93	3	Vertical	276	2.93	-	37.60	9.38	32.06

802.11ac VHT40_Nss1,(MCS0)_4TX

5310MHz_TX

03/06/2020

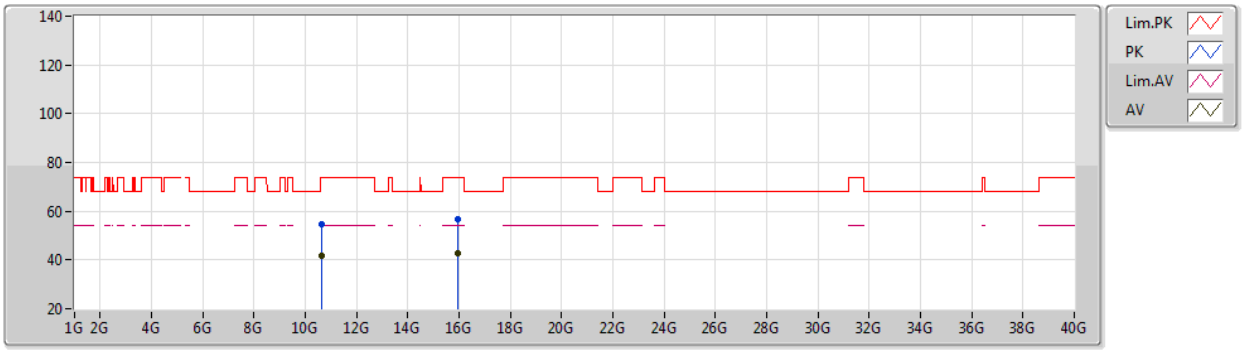

EUT Y_4TX
Setting 35/36/33/34
02-B-K-3

Type	Freq	Level	Limit	Margin	Raw	Dist	Condition	Azimuth	Height	Comment	AF	CL	PA
	(Hz)	(dBuV/m)	(dBuV/m)	(dB)	(dBuV)	(m)		(°)	(m)		(dB)	(dB)	(dB)
PK	10.62576G	54.66	74.00	-19.34	38.83	3	Horizontal	119	1.00	-	38.72	8.59	31.48
AV	10.62768G	41.67	54.00	-12.33	25.84	3	Horizontal	119	1.00	-	38.72	8.59	31.48
PK	15.94896G	56.54	74.00	-17.46	41.68	3	Horizontal	241	2.80	-	37.55	9.38	32.07
AV	15.92976G	42.96	54.00	-11.04	28.04	3	Horizontal	241	2.80	-	37.60	9.38	32.06

802.11ac VHT40_Nss1,(MCS0)_4TX

5510MHz_TX

03/06/2020

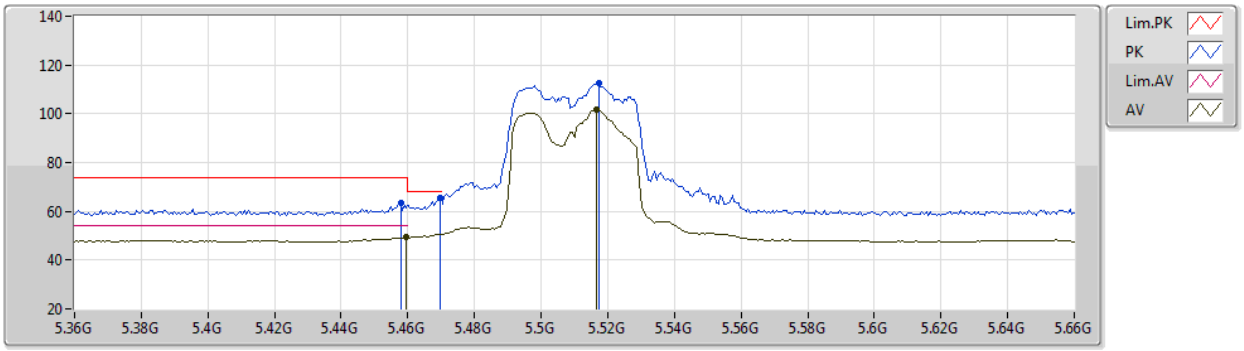

EUT Y_4TX
Setting 23/24/22/20
02-B-K-3-10

Type	Freq	Level	Limit	Margin	Raw	Dist	Condition	Azimuth	Height	Comment	AF	CL	PA
	(Hz)	(dBuV/m)	(dBuV/m)	(dB)	(dBuV)	(m)		(°)	(m)		(dB)	(dB)	(dB)
PK	5.4578G	63.20	74.00	-10.80	53.67	3	Vertical	244	2.16	-	33.86	6.16	30.49
AV	5.4596G	49.50	54.00	-4.50	39.96	3	Vertical	244	2.16	-	33.86	6.17	30.49
PK	5.4698G	65.42	68.20	-2.78	55.87	3	Vertical	244	2.16	-	33.87	6.18	30.50
PK	5.5172G	112.69	Inf	-Inf	103.07	3	Vertical	244	2.16	-	33.90	6.23	30.51
AV	5.5166G	101.73	Inf	-Inf	92.12	3	Vertical	244	2.16	-	33.90	6.22	30.51

802.11ac VHT40_Nss1,(MCS0)_4TX

5510MHz_TX

03/06/2020

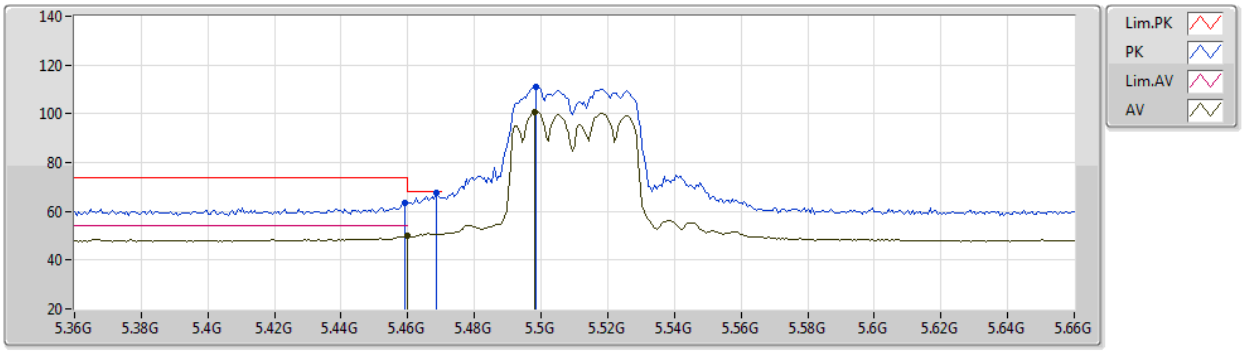

EUT Y_4TX
Setting 23/24/22/20
02-B-K-3-10

Type	Freq	Level	Limit	Margin	Raw	Dist	Condition	Azimuth	Height	Comment	AF	CL	PA
	(Hz)	(dBuV/m)	(dBuV/m)	(dB)	(dBuV)	(m)		(°)	(m)		(dB)	(dB)	(dB)
PK	5.459G	63.66	74.00	-10.34	54.13	3	Horizontal	343	1.80	-	33.86	6.16	30.49
AV	5.46G	49.77	54.00	-4.23	40.23	3	Horizontal	343	1.80	-	33.86	6.17	30.49
PK	5.4686G	67.56	68.20	-0.64	58.01	3	Horizontal	343	1.80	-	33.87	6.18	30.50
PK	5.4986G	111.19	Inf	-Inf	101.59	3	Horizontal	343	1.80	-	33.90	6.21	30.51
AV	5.498G	100.91	Inf	-Inf	91.31	3	Horizontal	343	1.80	-	33.90	6.21	30.51

802.11ac VHT40_Nss1,(MCS0)_4TX

5510MHz_TX

03/06/2020

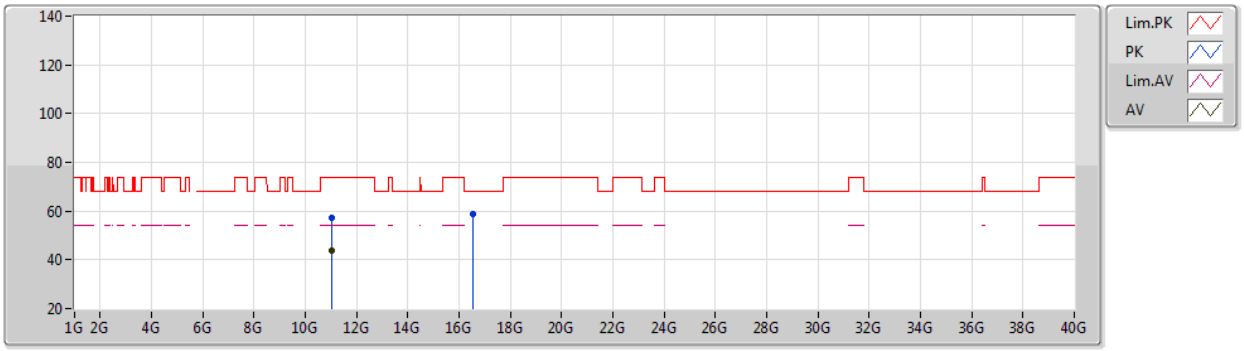

EUT Y_4TX
Setting 23/24/22/20
02-B-K-3

Type	Freq	Level	Limit	Margin	Raw	Dist	Condition	Azimuth	Height	Comment	AF	CL	PA
	(Hz)	(dBuV/m)	(dBuV/m)	(dB)	(dBuV)	(m)		(°)	(m)		(dB)	(dB)	(dB)
PK	11.02648G	57.00	74.00	-17.00	41.22	3	Vertical	90	1.90	-	38.52	8.72	31.46
AV	11.0278G	43.97	54.00	-10.03	28.19	3	Vertical	90	1.90	-	38.52	8.72	31.46
PK	16.53368G	58.83	68.20	-9.37	41.57	3	Vertical	268	2.79	-	39.43	9.73	31.90

802.11ac VHT40_Nss1,(MCS0)_4TX

5510MHz_TX

03/06/2020

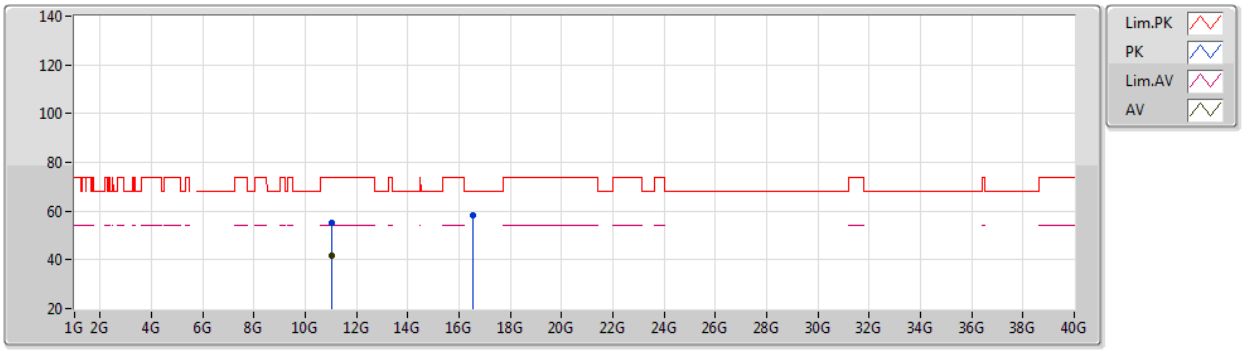

EUT Y_4TX
Setting 23/24/22/20
02-B-K-3

Type	Freq	Level	Limit	Margin	Raw	Dist	Condition	Azimuth	Height	Comment	AF	CL	PA
	(Hz)	(dBuV/m)	(dBuV/m)	(dB)	(dBuV)	(m)		(°)	(m)		(dB)	(dB)	(dB)
PK	11.0314G	55.14	74.00	-18.86	39.35	3	Horizontal	141	1.78	-	38.53	8.72	31.46
AV	11.02012G	41.96	54.00	-12.04	26.18	3	Horizontal	141	1.78	-	38.52	8.72	31.46
PK	16.53292G	58.05	68.20	-10.15	40.79	3	Horizontal	313	2.04	-	39.43	9.73	31.90

802.11ac VHT40_Nss1,(MCS0)_4TX

5550MHz_TX

03/06/2020

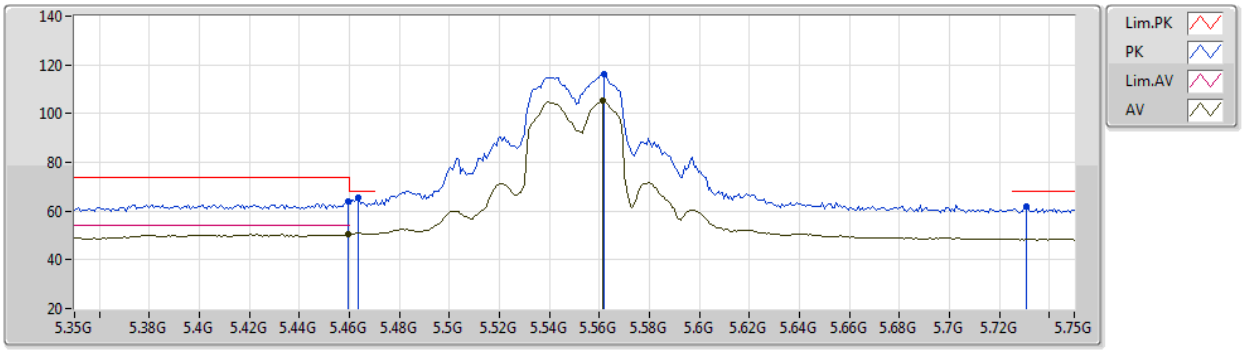

EUT Y_4TX
Setting 34/34/30/31
02-B-K-3-10

Type	Freq	Level	Limit	Margin	Raw	Dist	Condition	Azimuth	Height	Comment	AF	CL	PA
	(Hz)	(dBuV/m)	(dBuV/m)	(dB)	(dBuV)	(m)		(°)	(m)		(dB)	(dB)	(dB)
PK	5.4596G	64.08	74.00	-9.92	54.54	3	Vertical	201	2.08	-	33.86	6.17	30.49
AV	5.4596G	50.49	54.00	-3.51	40.95	3	Vertical	201	2.08	-	33.86	6.17	30.49
PK	5.4636G	65.46	68.20	-2.74	55.93	3	Vertical	201	2.08	-	33.86	6.17	30.50
PK	5.562G	116.02	Inf	-Inf	106.37	3	Vertical	201	2.08	-	33.90	6.27	30.52
AV	5.5612G	105.25	Inf	-Inf	95.60	3	Vertical	201	2.08	-	33.90	6.27	30.52
PK	5.7308G	61.74	68.20	-6.46	52.14	3	Vertical	201	2.08	-	33.80	6.37	30.57

802.11ac VHT40_Nss1,(MCS0)_4TX

5550MHz_TX

03/06/2020

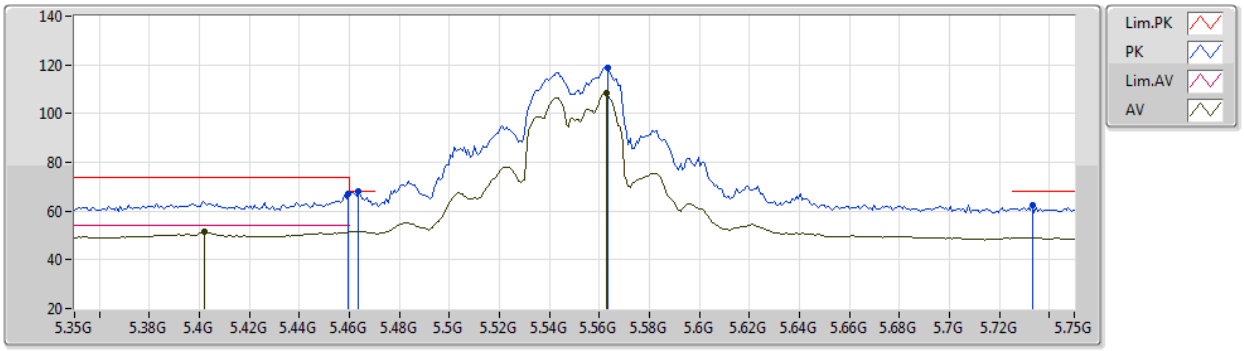

EUT Y_4TX
Setting 34/34/30/31
02-B-K-3-10

Type	Freq	Level	Limit	Margin	Raw	Dist	Condition	Azimuth	Height	Comment	AF	CL	PA
	(Hz)	(dBuV/m)	(dBuV/m)	(dB)	(dBuV)	(m)		(°)	(m)		(dB)	(dB)	(dB)
PK	5.4596G	67.12	74.00	-6.88	57.58	3	Horizontal	102	1.24	-	33.86	6.17	30.49
AV	5.402G	51.37	54.00	-2.63	41.94	3	Horizontal	102	1.24	-	33.80	6.10	30.47
PK	5.4636G	67.86	68.20	-0.34	58.33	3	Horizontal	102	1.24	-	33.86	6.17	30.50
PK	5.5636G	118.92	Inf	-Inf	109.27	3	Horizontal	102	1.24	-	33.90	6.27	30.52
AV	5.5628G	108.25	Inf	-Inf	98.60	3	Horizontal	102	1.24	-	33.90	6.27	30.52
PK	5.7332G	62.18	68.20	-6.02	52.58	3	Horizontal	102	1.24	-	33.80	6.37	30.57

802.11ac VHT40_Nss1,(MCS0)_4TX

5550MHz_TX

03/06/2020

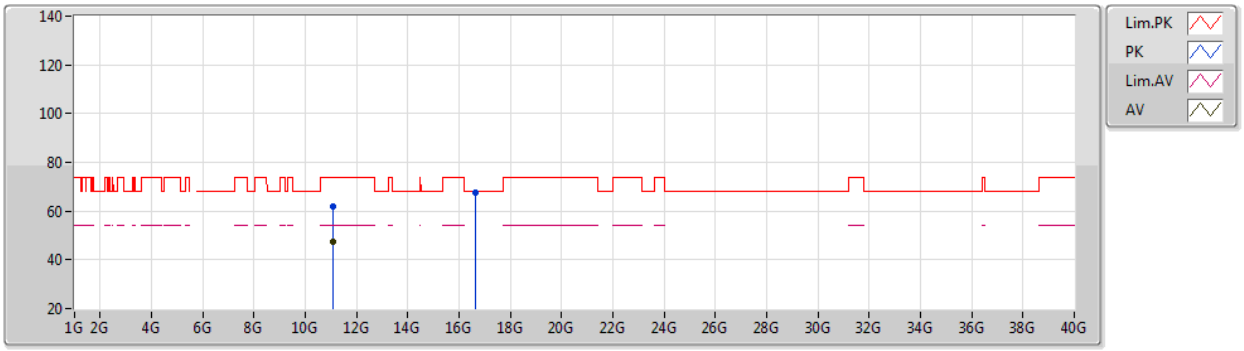

EUT Y_4TX
Setting 34/34/30/31
02-B-K-3

Type	Freq	Level	Limit	Margin	Raw	Dist	Condition	Azimuth	Height	Comment	AF	CL	PA
	(Hz)	(dBuV/m)	(dBuV/m)	(dB)	(dBuV)	(m)		(°)	(m)		(dB)	(dB)	(dB)
PK	11.10096G	61.69	74.00	-12.31	45.85	3	Vertical	93	1.74	-	38.58	8.74	31.48
AV	11.10016G	47.48	54.00	-6.52	31.64	3	Vertical	93	1.74	-	38.58	8.74	31.48
PK	16.6538G	67.75	68.20	-0.45	49.93	3	Vertical	267	2.93	-	39.88	9.80	31.86

802.11ac VHT40_Nss1,(MCS0)_4TX

5550MHz_TX

03/06/2020

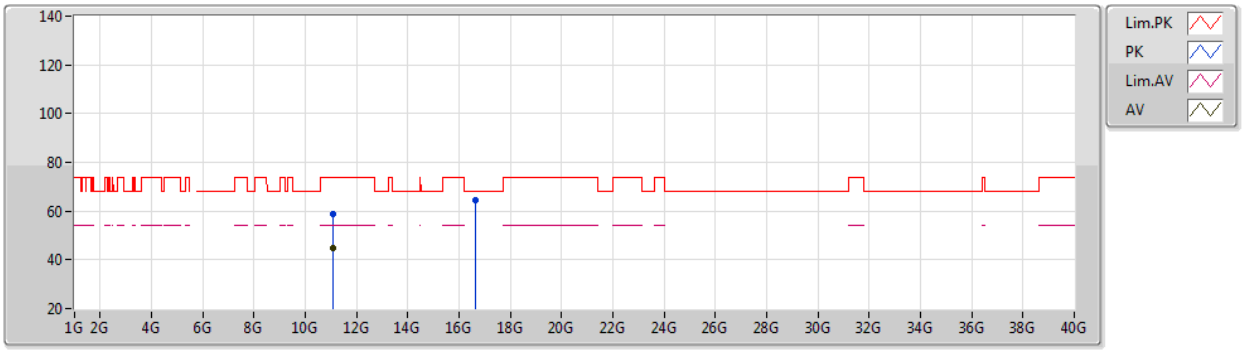

EUT Y_4TX
Setting 34/34/30/31
02-B-K-3

Type	Freq	Level	Limit	Margin	Raw	Dist	Condition	Azimuth	Height	Comment	AF	CL	PA
	(Hz)	(dBuV/m)	(dBuV/m)	(dB)	(dBuV)	(m)		(°)	(m)		(dB)	(dB)	(dB)
PK	11.09856G	58.81	74.00	-15.19	42.97	3	Horizontal	143	1.01	-	38.58	8.74	31.48
AV	11.10032G	44.91	54.00	-9.09	29.07	3	Horizontal	143	1.01	-	38.58	8.74	31.48
PK	16.6542G	64.54	68.20	-3.66	46.71	3	Horizontal	310	2.02	-	39.89	9.80	31.86

802.11ac VHT40_Nss1,(MCS0)_4TX

5670MHz_TX

03/06/2020

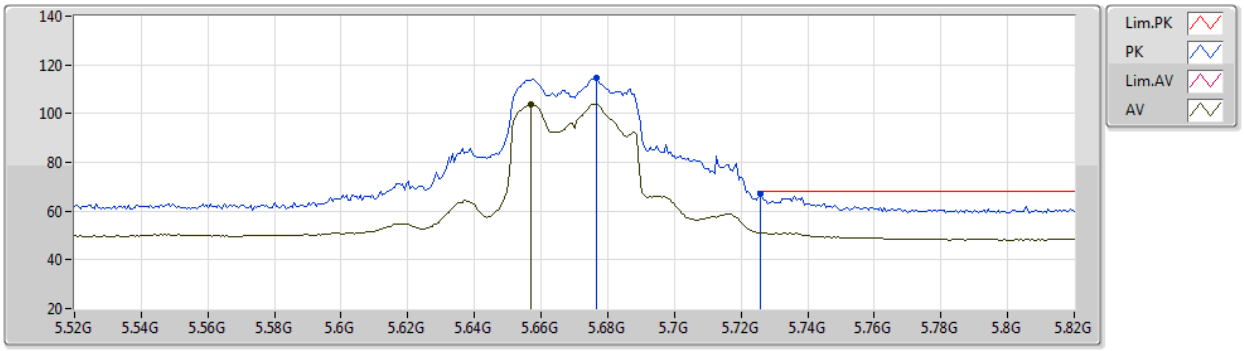

EUT Y_4TX
Setting 33/33/30/30
02-B-K-3-10

Type	Freq	Level	Limit	Margin	Raw	Dist	Condition	Azimuth	Height	Comment	AF	CL	PA
	(Hz)	(dBuV/m)	(dBuV/m)	(dB)	(dBuV)	(m)		(°)	(m)		(dB)	(dB)	(dB)
PK	5.6766G	114.84	Inf	-Inf	105.23	3	Vertical	245	1.80	-	33.82	6.34	30.55
AV	5.6568G	103.99	Inf	-Inf	94.37	3	Vertical	245	1.80	-	33.84	6.33	30.55
PK	5.7258G	66.84	68.20	-1.36	57.25	3	Vertical	245	1.80	-	33.80	6.36	30.57

802.11ac VHT40_Nss1,(MCS0)_4TX

5670MHz_TX

03/06/2020

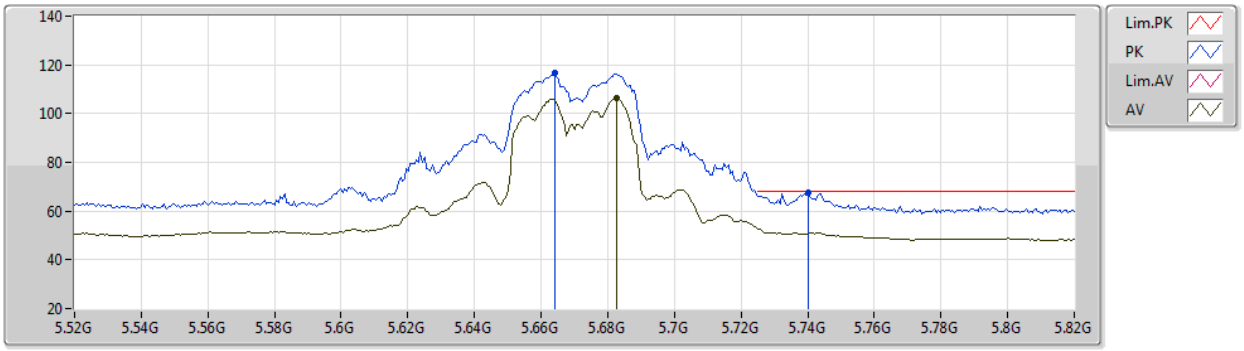

EUT Y_4TX
Setting 33/33/30/30
02-B-K-3-10

Type	Freq	Level	Limit	Margin	Raw	Dist	Condition	Azimuth	Height	Comment	AF	CL	PA
	(Hz)	(dBuV/m)	(dBuV/m)	(dB)	(dBuV)	(m)		(°)	(m)		(dB)	(dB)	(dB)
PK	5.664G	116.56	Inf	-Inf	106.94	3	Horizontal	103	1.21	-	33.84	6.33	30.55
AV	5.6826G	106.19	Inf	-Inf	96.58	3	Horizontal	103	1.21	-	33.82	6.34	30.55
PK	5.7402G	67.55	68.20	-0.65	57.95	3	Horizontal	103	1.21	-	33.80	6.37	30.57

802.11ac VHT40_Nss1,(MCS0)_4TX

5670MHz_TX

03/06/2020

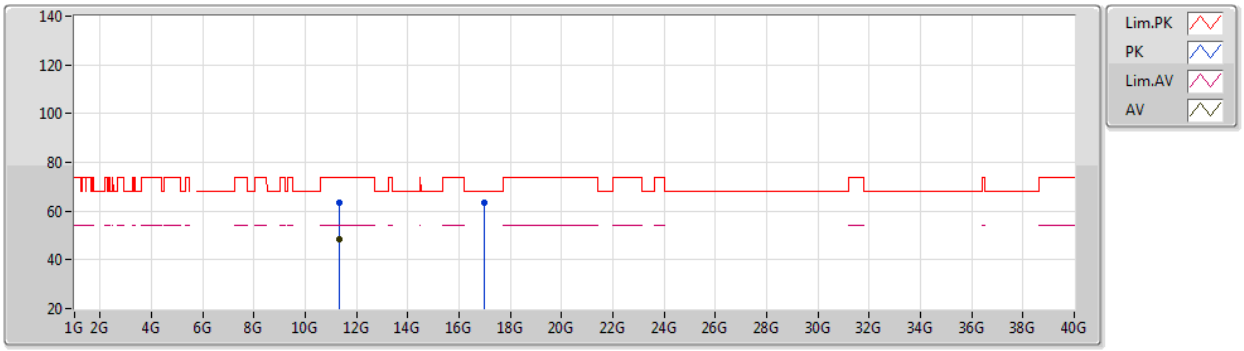

EUT Y_4TX
Setting 33/33/30/30
02-B-K-3

Type	Freq	Level	Limit	Margin	Raw	Dist	Condition	Azimuth	Height	Comment	AF	CL	PA
	(Hz)	(dBuV/m)	(dBuV/m)	(dB)	(dBuV)	(m)		(°)	(m)		(dB)	(dB)	(dB)
PK	11.34G	63.69	74.00	-10.31	47.67	3	Vertical	98	1.45	-	38.77	8.81	31.56
AV	11.34G	48.66	54.00	-5.34	32.64	3	Vertical	98	1.45	-	38.77	8.81	31.56
PK	16.99488G	63.28	68.20	-4.92	43.83	3	Vertical	69	2.72	-	41.18	10.01	31.74

802.11ac VHT40_Nss1,(MCS0)_4TX

5670MHz_TX

03/06/2020

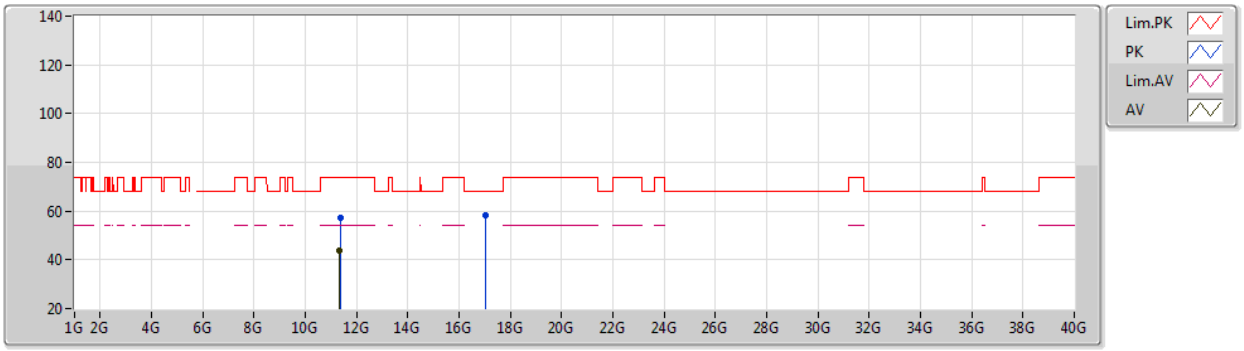

EUT Y_4TX
Setting 33/33/30/30
02-B-K-3

Type	Freq	Level	Limit	Margin	Raw	Dist	Condition	Azimuth	Height	Comment	AF	CL	PA
	(Hz)	(dBuV/m)	(dBuV/m)	(dB)	(dBuV)	(m)		(°)	(m)		(dB)	(dB)	(dB)
PK	11.36376G	57.14	74.00	-16.86	41.09	3	Horizontal	63	2.93	-	38.79	8.82	31.56
AV	11.33064G	43.82	54.00	-10.18	27.80	3	Horizontal	63	2.93	-	38.76	8.81	31.55
PK	17.01036G	58.52	68.20	-9.68	38.98	3	Horizontal	108	2.90	-	41.26	10.02	31.74

802.11ac VHT80_Nss1,(MCS0)_4TX

5290MHz_TX

03/06/2020

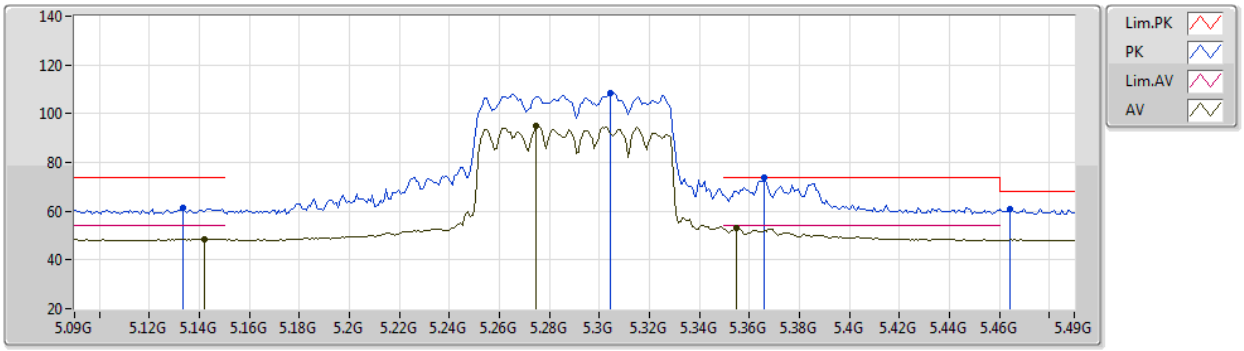

EUT Y_4TX
Setting 33/33/31/32
02-B-K-3-10

Type	Freq	Level	Limit	Margin	Raw	Dist	Condition	Azimuth	Height	Comment	AF	CL	PA
	(Hz)	(dBuV/m)	(dBuV/m)	(dB)	(dBuV)	(m)		(°)	(m)		(dB)	(dB)	(dB)
PK	5.1332G	61.20	74.00	-12.80	52.18	3	Vertical	188	1.40	-	33.43	5.97	30.38
AV	5.142G	48.70	54.00	-5.30	39.67	3	Vertical	188	1.40	-	33.44	5.97	30.38
PK	5.3044G	108.43	Inf	-Inf	99.12	3	Vertical	188	1.40	-	33.70	6.05	30.44
AV	5.2748G	94.94	Inf	-Inf	85.68	3	Vertical	188	1.40	-	33.65	6.04	30.43
PK	5.366G	73.67	74.00	-0.33	64.28	3	Vertical	188	1.40	-	33.77	6.08	30.46
AV	5.3548G	52.95	54.00	-1.05	43.58	3	Vertical	188	1.40	-	33.75	6.08	30.46
PK	5.4644G	60.85	68.20	-7.35	51.32	3	Vertical	188	1.40	-	33.86	6.17	30.50

802.11ac VHT80_Nss1,(MCS0)_4TX

5290MHz_TX

03/06/2020

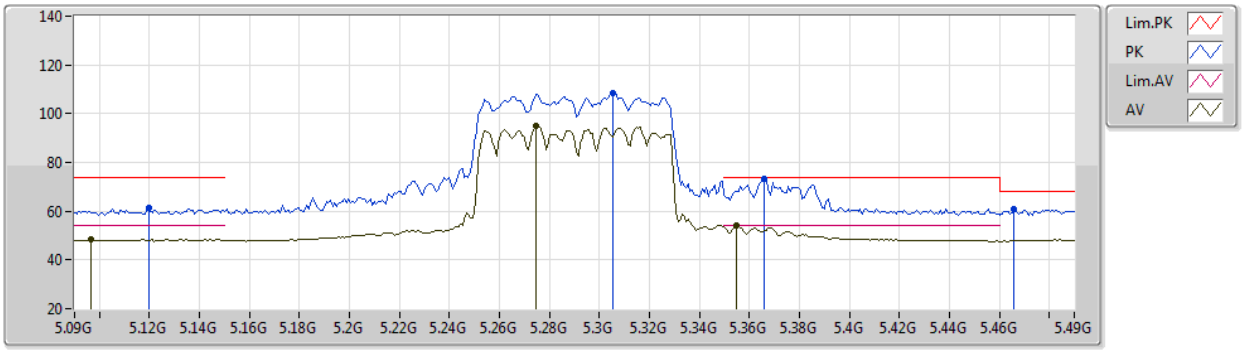

EUT Y_4TX
Setting 33/33/31/32
02-B-K-3-10

Type	Freq	Level	Limit	Margin	Raw	Dist	Condition	Azimuth	Height	Comment	AF	CL	PA
	(Hz)	(dBuV/m)	(dBuV/m)	(dB)	(dBuV)	(m)		(°)	(m)		(dB)	(dB)	(dB)
PK	5.1196G	61.13	74.00	-12.87	52.13	3	Horizontal	185	1.52	-	33.42	5.96	30.38
AV	5.0964G	48.36	54.00	-5.64	39.38	3	Horizontal	185	1.52	-	33.40	5.95	30.37
PK	5.3052G	108.51	Inf	-Inf	99.19	3	Horizontal	185	1.52	-	33.71	6.05	30.44
AV	5.2748G	95.06	Inf	-Inf	85.80	3	Horizontal	185	1.52	-	33.65	6.04	30.43
PK	5.366G	73.22	74.00	-0.78	63.83	3	Horizontal	185	1.52	-	33.77	6.08	30.46
AV	5.3548G	53.92	54.00	-0.08	44.55	3	Horizontal	185	1.52	-	33.75	6.08	30.46
PK	5.466G	60.79	68.20	-7.41	51.25	3	Horizontal	185	1.52	-	33.87	6.17	30.50

802.11ac VHT80_Nss1,(MCS0)_4TX

5290MHz_TX

03/06/2020

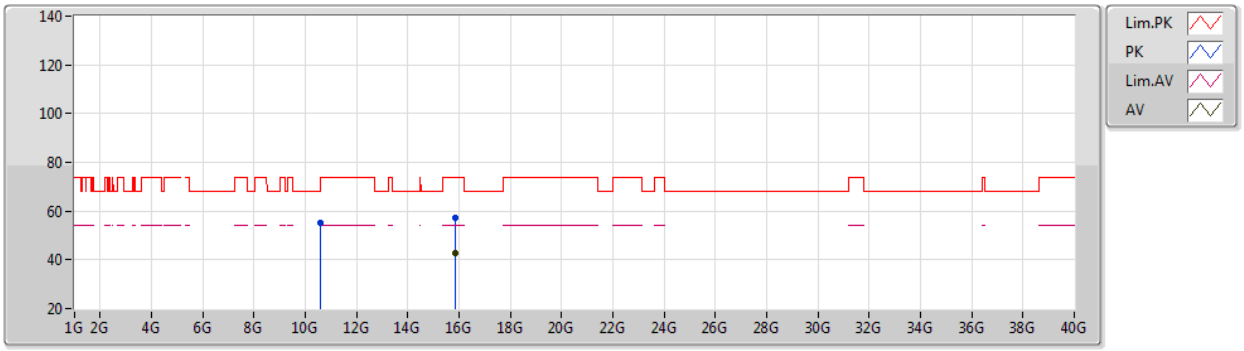

EUT Y_4TX
Setting 33/33/31/32
02-B-K-3

Type	Freq	Level	Limit	Margin	Raw	Dist	Condition	Azimuth	Height	Comment	AF	CL	PA
	(Hz)	(dBuV/m)	(dBuV/m)	(dB)	(dBuV)	(m)		(°)	(m)		(dB)	(dB)	(dB)
PK	10.58012G	55.14	68.20	-13.06	39.29	3	Vertical	73	3.00	-	38.75	8.58	31.48
PK	15.87084G	57.47	74.00	-16.53	42.39	3	Vertical	270	2.80	-	37.77	9.36	32.05
AV	15.87016G	42.58	54.00	-11.42	27.49	3	Vertical	270	2.80	-	37.78	9.36	32.05

802.11ac VHT80_Nss1,(MCS0)_4TX

5290MHz_TX

03/06/2020

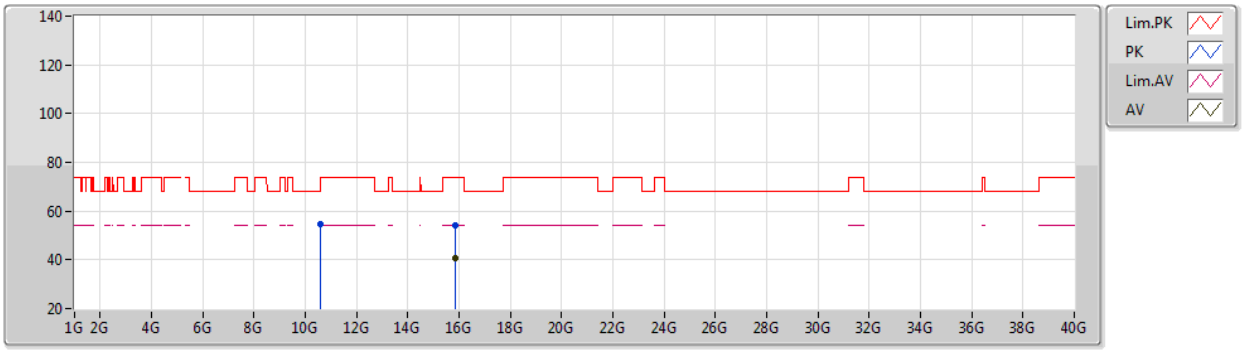

EUT Y_4TX
Setting 33/33/31/32
02-B-K-3

Type	Freq	Level	Limit	Margin	Raw	Dist	Condition	Azimuth	Height	Comment	AF	CL	PA
	(Hz)	(dBuV/m)	(dBuV/m)	(dB)	(dBuV)	(m)		(°)	(m)		(dB)	(dB)	(dB)
PK	10.59344G	54.46	68.20	-13.74	38.62	3	Horizontal	148	2.59	-	38.74	8.58	31.48
PK	15.87216G	54.26	74.00	-19.74	39.18	3	Horizontal	290	1.96	-	37.77	9.36	32.05
AV	15.87676G	40.74	54.00	-13.26	25.67	3	Horizontal	290	1.96	-	37.76	9.36	32.05

802.11ac VHT80_Nss1,(MCS0)_4TX

5530MHz_TX

03/06/2020

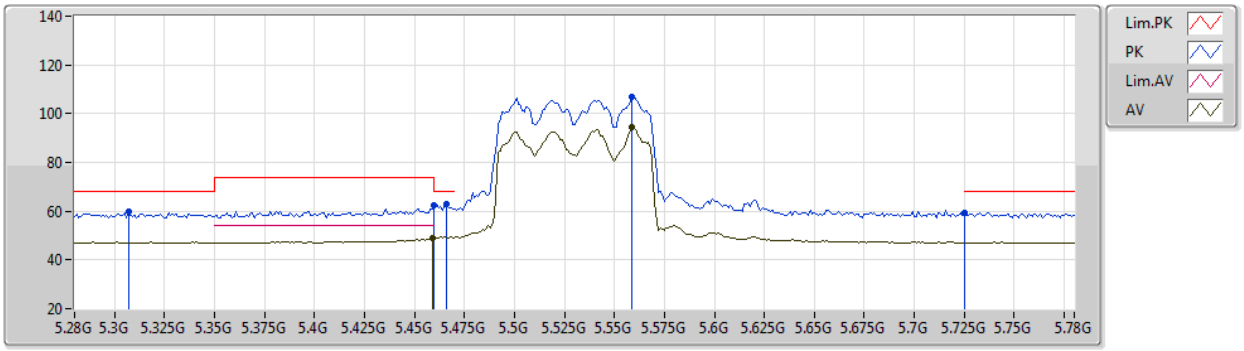

EUT Y_4TX
Setting 21/21/17/18
02-B-K-3-10

Type	Freq	Level	Limit	Margin	Raw	Dist	Condition	Azimuth	Height	Comment	AF	CL	PA
	(Hz)	(dBuV/m)	(dBuV/m)	(dB)	(dBuV)	(m)		(°)	(m)		(dB)	(dB)	(dB)
PK	5.307G	59.60	68.20	-8.60	50.28	3	Vertical	202	2.06	-	33.71	6.05	30.44
PK	5.46G	62.29	74.00	-11.71	52.75	3	Vertical	202	2.06	-	33.86	6.17	30.49
AV	5.459G	48.94	54.00	-5.06	39.41	3	Vertical	202	2.06	-	33.86	6.16	30.49
PK	5.466G	63.09	68.20	-5.11	53.55	3	Vertical	202	2.06	-	33.87	6.17	30.50
PK	5.559G	106.73	Inf	-Inf	97.09	3	Vertical	202	2.06	-	33.90	6.26	30.52
AV	5.559G	94.34	Inf	-Inf	84.70	3	Vertical	202	2.06	-	33.90	6.26	30.52
PK	5.725G	59.45	68.20	-8.75	49.85	3	Vertical	202	2.06	-	33.80	6.36	30.56

802.11ac VHT80_Nss1,(MCS0)_4TX

5530MHz_TX

03/06/2020

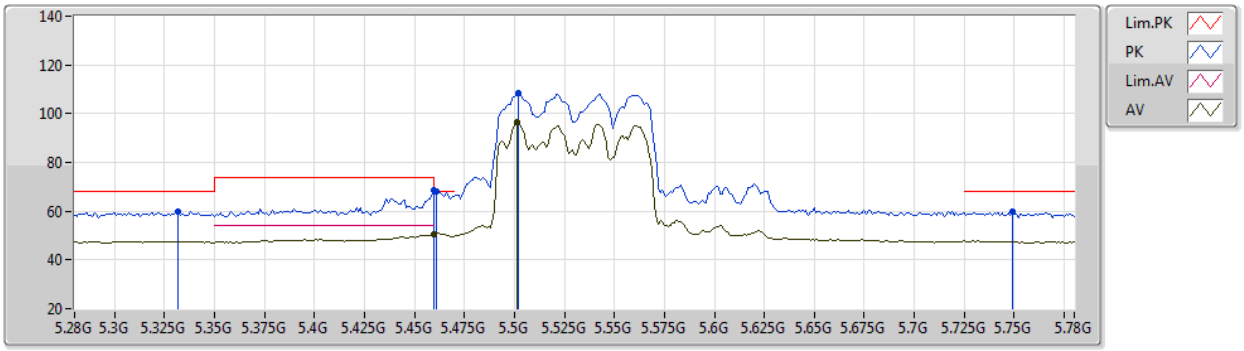

EUT Y_4TX
Setting 21/21/17/18
02-B-K-3-10

Type	Freq	Level	Limit	Margin	Raw	Dist	Condition	Azimuth	Height	Comment	AF	CL	PA
	(Hz)	(dBuV/m)	(dBuV/m)	(dB)	(dBuV)	(m)		(°)	(m)		(dB)	(dB)	(dB)
PK	5.332G	59.67	68.20	-8.53	50.32	3	Horizontal	97	1.25	-	33.73	6.07	30.45
PK	5.46G	68.55	74.00	-5.45	59.01	3	Horizontal	97	1.25	-	33.86	6.17	30.49
AV	5.46G	50.48	54.00	-3.52	40.94	3	Horizontal	97	1.25	-	33.86	6.17	30.49
PK	5.461G	67.86	68.20	-0.34	58.32	3	Horizontal	97	1.25	-	33.86	6.17	30.49
PK	5.502G	108.60	Inf	-Inf	99.00	3	Horizontal	97	1.25	-	33.90	6.21	30.51
AV	5.501G	96.68	Inf	-Inf	87.08	3	Horizontal	97	1.25	-	33.90	6.21	30.51
PK	5.749G	59.57	68.20	-8.63	49.97	3	Horizontal	97	1.25	-	33.80	6.37	30.57

802.11ac VHT80_Nss1,(MCS0)_4TX

5530MHz_TX

03/06/2020

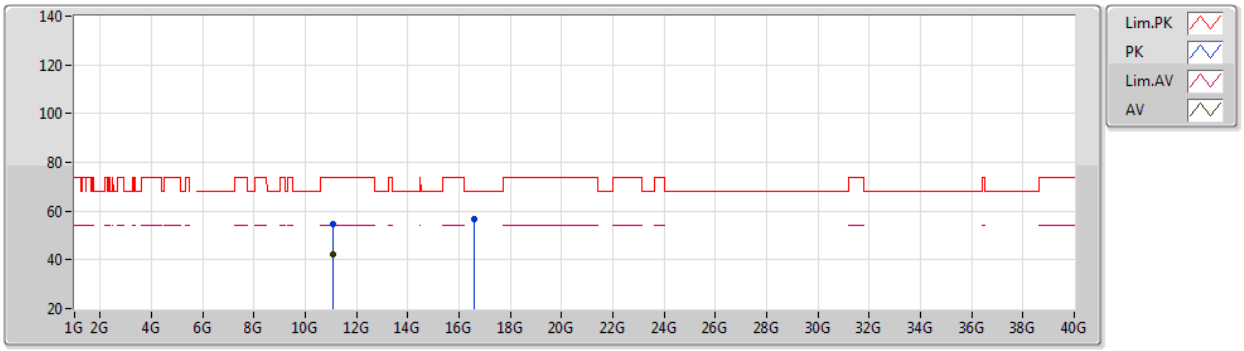

EUT Y_4TX
Setting 21/21/17/18
02-B-K-3

Type	Freq	Level	Limit	Margin	Raw	Dist	Condition	Azimuth	Height	Comment	AF	CL	PA
	(Hz)	(dBuV/m)	(dBuV/m)	(dB)	(dBuV)	(m)		(°)	(m)		(dB)	(dB)	(dB)
PK	11.0618G	54.54	74.00	-19.46	38.73	3	Vertical	57	1.82	-	38.55	8.73	31.47
AV	11.06012G	42.31	54.00	-11.69	26.50	3	Vertical	57	1.82	-	38.55	8.73	31.47
PK	16.59372G	56.88	68.20	-11.32	39.34	3	Vertical	353	1.65	-	39.66	9.76	31.88

802.11ac VHT80_Nss1,(MCS0)_4TX

5530MHz_TX

03/06/2020

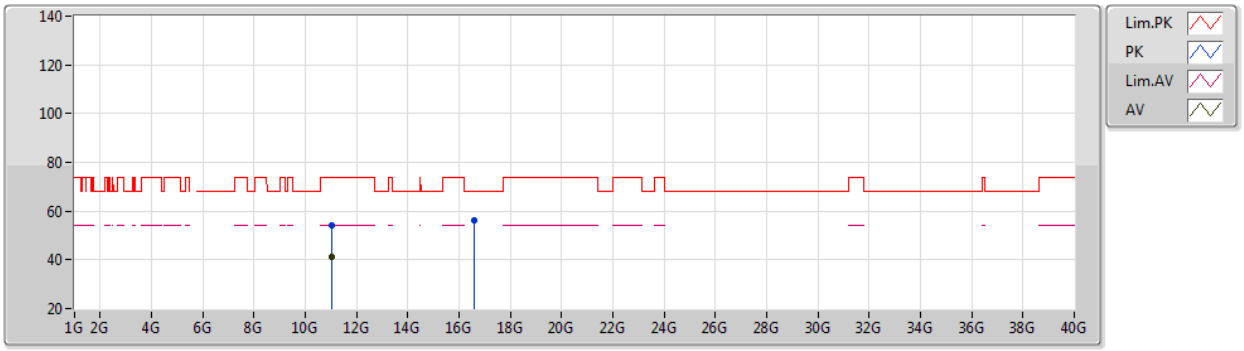

EUT Y_4TX
Setting 21/21/17/18
02-B-K-3

Type	Freq	Level	Limit	Margin	Raw	Dist	Condition	Azimuth	Height	Comment	AF	CL	PA
	(Hz)	(dBuV/m)	(dBuV/m)	(dB)	(dBuV)	(m)		(°)	(m)		(dB)	(dB)	(dB)
PK	11.05196G	53.88	74.00	-20.12	38.08	3	Horizontal	14	1.87	-	38.54	8.73	31.47
AV	11.05268G	41.22	54.00	-12.78	25.42	3	Horizontal	14	1.87	-	38.54	8.73	31.47
PK	16.59024G	56.17	68.20	-12.03	38.65	3	Horizontal	135	1.37	-	39.64	9.76	31.88

802.11ac VHT80_Nss1,(MCS0)_4TX

5610MHz_TX

03/06/2020

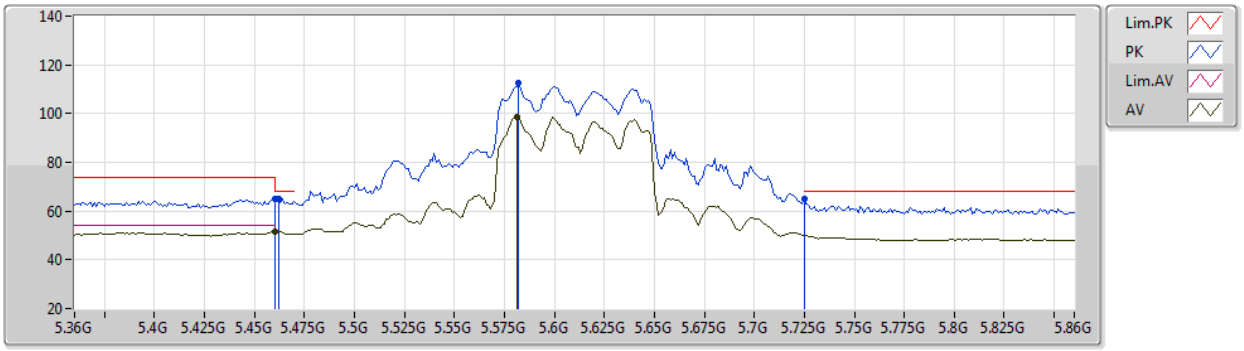

EUT Y_4TX
Setting 33/33/30/30
02-B-K-3-10

Type	Freq	Level	Limit	Margin	Raw	Dist	Condition	Azimuth	Height	Comment	AF	CL	PA
	(Hz)	(dBuV/m)	(dBuV/m)	(dB)	(dBuV)	(m)		(°)	(m)		(dB)	(dB)	(dB)
PK	5.46G	65.24	74.00	-8.76	55.70	3	Vertical	194	2.32	-	33.86	6.17	30.49
AV	5.46G	51.46	54.00	-2.54	41.92	3	Vertical	194	2.32	-	33.86	6.17	30.49
PK	5.462G	65.09	68.20	-3.11	55.55	3	Vertical	194	2.32	-	33.86	6.17	30.49
PK	5.582G	112.54	Inf	-Inf	102.89	3	Vertical	194	2.32	-	33.90	6.28	30.53
AV	5.581G	98.41	Inf	-Inf	88.76	3	Vertical	194	2.32	-	33.90	6.28	30.53
PK	5.725G	64.82	68.20	-3.38	55.22	3	Vertical	194	2.32	-	33.80	6.36	30.56

802.11ac VHT80_Nss1,(MCS0)_4TX

5610MHz_TX

03/06/2020

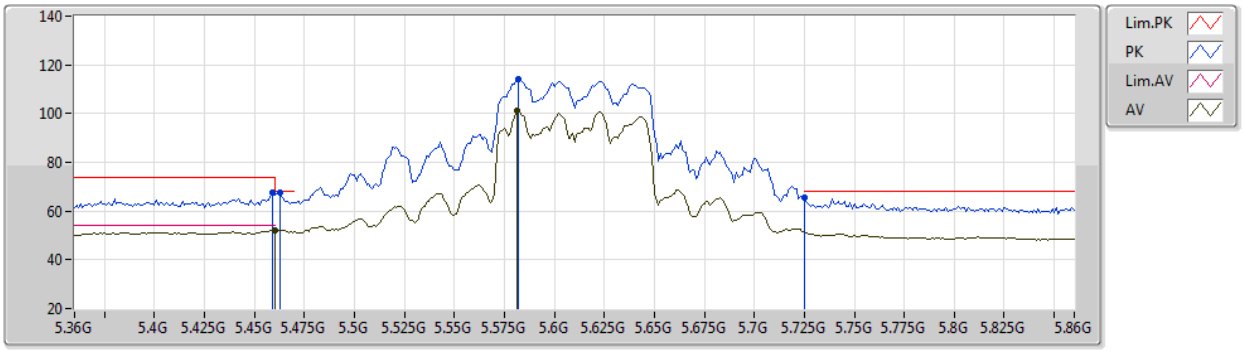

EUT Y_4TX
Setting 33/33/30/30
02-B-K-3-10

Type	Freq	Level	Limit	Margin	Raw	Dist	Condition	Azimuth	Height	Comment	AF	CL	PA
	(Hz)	(dBuV/m)	(dBuV/m)	(dB)	(dBuV)	(m)		(°)	(m)		(dB)	(dB)	(dB)
PK	5.459G	67.54	74.00	-6.46	58.01	3	Horizontal	103	1.41	-	33.86	6.16	30.49
AV	5.46G	52.08	54.00	-1.92	42.54	3	Horizontal	103	1.41	-	33.86	6.17	30.49
PK	5.463G	67.74	68.20	-0.46	58.21	3	Horizontal	103	1.41	-	33.86	6.17	30.50
PK	5.582G	114.23	Inf	-Inf	104.58	3	Horizontal	103	1.41	-	33.90	6.28	30.53
AV	5.581G	101.29	Inf	-Inf	91.64	3	Horizontal	103	1.41	-	33.90	6.28	30.53
PK	5.725G	65.52	68.20	-2.68	55.92	3	Horizontal	103	1.41	-	33.80	6.36	30.56

802.11ac VHT80_Nss1,(MCS0)_4TX

5610MHz_TX

03/06/2020

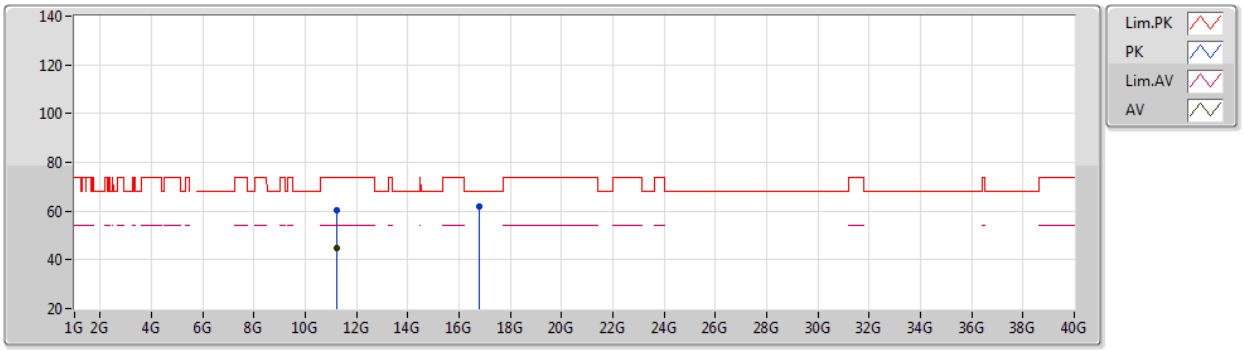

EUT Y_4TX
Setting 33/33/30/30
02-B-K-3

Type	Freq	Level	Limit	Margin	Raw	Dist	Condition	Azimuth	Height	Comment	AF	CL	PA
	(Hz)	(dBuV/m)	(dBuV/m)	(dB)	(dBuV)	(m)		(°)	(m)		(dB)	(dB)	(dB)
PK	11.24148G	60.39	74.00	-13.61	44.44	3	Vertical	92	1.64	-	38.69	8.78	31.52
AV	11.23152G	45.02	54.00	-8.98	29.07	3	Vertical	92	1.64	-	38.69	8.78	31.52
PK	16.8108G	61.98	68.20	-6.22	43.41	3	Vertical	267	2.96	-	40.48	9.89	31.80

802.11ac VHT80_Nss1,(MCS0)_4TX

5610MHz_TX

03/06/2020

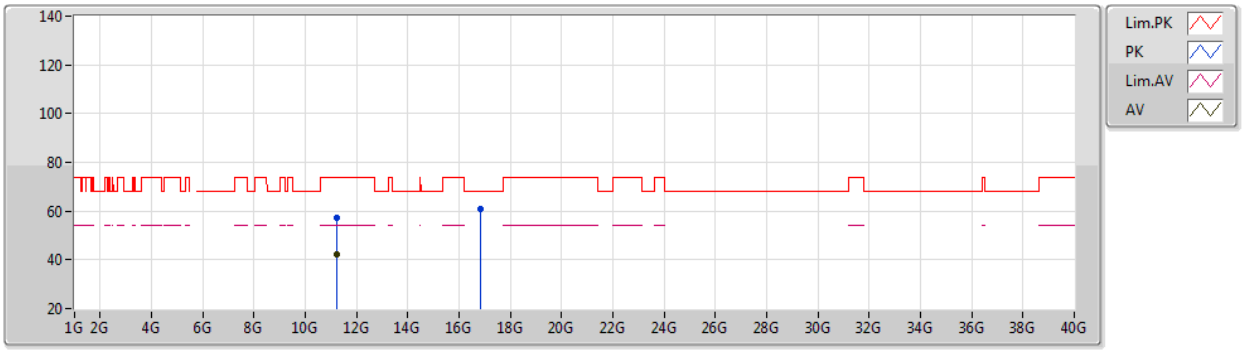

EUT Y_4TX
Setting 33/33/30/30
02-B-K-3

Type	Freq	Level	Limit	Margin	Raw	Dist	Condition	Azimuth	Height	Comment	AF	CL	PA
	(Hz)	(dBuV/m)	(dBuV/m)	(dB)	(dBuV)	(m)		(°)	(m)		(dB)	(dB)	(dB)
PK	11.23992G	57.21	74.00	-16.79	41.26	3	Horizontal	321	2.04	-	38.69	8.78	31.52
AV	11.21916G	42.49	54.00	-11.51	26.56	3	Horizontal	321	2.04	-	38.68	8.77	31.52
PK	16.8534G	60.72	68.20	-7.48	41.95	3	Horizontal	309	2.03	-	40.64	9.92	31.79