RADIO TEST REPORT

FCC ID	:	O2U-FW7881
Equipment	:	CBN 5G NR Fixed Wireless Router
Brand Name	:	CBN
Model Name	:	FW7881
Applicant	:	Compal Broadband Networks, Inc. 13F-1, No.1 Taiyuan 1st ST. Zhubei City, Hsinchu County 30288, Taiwan
Manufacturer	:	Compal Broadband Networks, Inc. 13F-1, No.1 Taiyuan 1st ST. Zhubei City, Hsinchu County 30288, Taiwan
Standard	:	47 CFR FCC Part 15.407

The product was received on Sep. 22, 2022, and testing was started from Sep. 22, 2022 and completed on Sep. 27, 2022. We, Sporton International Inc. Hsinchu Laboratory, would like to declare that the tested sample has been evaluated in accordance with the procedures given in ANSI C63.10-2013 and shown compliance with the applicable technical standards.

The test results in this variant report apply exclusively to the tested model / sample. Without written approval of Sporton International Inc. Hsinchu Laboratory, the test report shall not be reproduced except in full.

Approved by: Sam Chen

Sporton International Inc. Hsinchu Laboratory
No.8, Ln. 724, Bo'ai St., Zhubei City, Hsinchu County 302010, Taiwan (R.O.C.)

Table of Contents

History of this test report **3**

Summary of Test Result **4**

1 General Description **5**

1.1 Information 5
1.2 Applicable Standards 10
1.3 Testing Location Information 10
1.4 Measurement Uncertainty 10

2 Test Configuration of EUT **11**

2.1 Test Channel Mode 11
2.2 The Worst Case Measurement Configuration 13
2.3 EUT Operation during Test 13
2.4 Accessories 13
2.5 Support Equipment 14
2.6 Test Setup Diagram 15

3 Transmitter Test Result **16**

3.1 Emission Bandwidth 16
3.2 Maximum Output Power 18
3.3 Power Spectral Density 21
3.4 Unwanted Emissions 24

4 Test Equipment and Calibration Data **27**

Appendix A. Test Results of Emission Bandwidth

Appendix B. Test Results of Maximum Output Power

Appendix C. Test Results of Power Spectral Density

Appendix D. Test Results of Unwanted Emissions

Appendix E. Test Photos

Photographs of EUT v01

History of this test report

Report No.	Version	Description	Issued Date
FR282902-01	01	Initial issue of report	Dec. 26, 2022

Summary of Test Result

Report Clause	Ref Std. Clause	Test Items	Result (PASS/FAIL)	Remark
1.1.2	15.203	Antenna Requirement	PASS	-
3.1	15.407(a)	Emission Bandwidth	PASS	-
3.2	15.407(a)	Maximum Output Power	PASS	-
3.3	15.407(a)	Power Spectral Density	PASS	-
3.4	15.407(b)	Unwanted Emissions	PASS	-

Declaration of Conformity:

1. The test results with all measurement uncertainty excluded are presented in accordance with the regulation limits or requirements declared by manufacturers. It's means measurement values may risk exceeding the limit of regulation standards, if measurement uncertainty is include in test results.
2. The measurement uncertainty please refer to report "Measurement Uncertainty".

Comments and Explanations:

The declared of product specification for EUT presented in the report are provided by the manufacturer, and the manufacturer takes all the responsibilities for the accuracy of product specification.

Reviewed by: Sam Chen

Report Producer: Penny Kao

1 General Description

1.1 Information

1.1.1 RF General Information

Frequency Range (MHz)	IEEE Std. 802.11	Ch. Frequency (MHz)	Channel Number
5250-5350	a, n (HT20), ac (VHT20), ax (HEW20)	5260-5320	52-64 [4]
5470-5725		5500-5720	100-144 [12]
5250-5350	n (HT40), ac (VHT40), ax (HEW40)	5270-5310	54-62 [2]
5470-5725		5510-5710	102-142 [6]
5250-5350	ac (VHT80), ax (HEW80)	5290	58 [1]
5470-5725		5530-5690	106-138 [3]

Band	Mode	BWch (MHz)	Nant
5.25-5.35GHz	802.11a	20	4TX
5.25-5.35GHz	802.11n HT20	20	4TX
5.25-5.35GHz	802.11n HT20-BF	20	4TX
5.25-5.35GHz	802.11ac VHT20	20	4TX
5.25-5.35GHz	802.11ac VHT20-BF	20	4TX
5.25-5.35GHz	802.11ax HEW20	20	4TX
5.25-5.35GHz	802.11ax HEW20-BF	20	4TX
5.25-5.35GHz	802.11n HT40	40	4TX
5.25-5.35GHz	802.11n HT40-BF	40	4TX
5.25-5.35GHz	802.11ac VHT40	40	4TX
5.25-5.35GHz	802.11ac VHT40-BF	40	4TX
5.25-5.35GHz	802.11ax HEW40	40	4TX
5.25-5.35GHz	802.11ax HEW40-BF	40	4TX
5.25-5.35GHz	802.11ac VHT80	80	4TX
5.25-5.35GHz	802.11ac VHT80-BF	80	4TX
5.25-5.35GHz	802.11ax HEW80	80	4TX
5.25-5.35GHz	802.11ax HEW80-BF	80	4TX
5.47-5.725GHz	802.11a	20	4TX
5.47-5.725GHz	802.11n HT20	20	4TX
5.47-5.725GHz	802.11n HT20-BF	20	4TX
5.47-5.725GHz	802.11ac VHT20	20	4TX
5.47-5.725GHz	802.11ac VHT20-BF	20	4TX
5.47-5.725GHz	802.11ax HEW20	20	4TX
5.47-5.725GHz	802.11ax HEW20-BF	20	4TX
5.47-5.725GHz	802.11n HT40	40	4TX

Band	Mode	BWch (MHz)	Nant
5.47-5.725GHz	802.11n HT40-BF	40	4TX
5.47-5.725GHz	802.11ac VHT40	40	4TX
5.47-5.725GHz	802.11ac VHT40-BF	40	4TX
5.47-5.725GHz	802.11ax HEW40	40	4TX
5.47-5.725GHz	802.11ax HEW40-BF	40	4TX
5.47-5.725GHz	802.11ac VHT80	80	4TX
5.47-5.725GHz	802.11ac VHT80-BF	80	4TX
5.47-5.725GHz	802.11ax HEW80	80	4TX
5.47-5.725GHz	802.11ax HEW80-BF	80	4TX

Note:
- 11a, HT20 and HT40 use a combination of OFDM-BPSK, QPSK, 16QAM, 64QAM modulation.
- VHT20, VHT40, VHT80 use a combination of OFDM-BPSK, QPSK, 16QAM, 64QAM, 256QAM, 1024QAM modulation.
- HEW20, HEW40, HEW80 use a combination of OFDMA-BPSK, QPSK, 16QAM, 64QAM, 256QAM, 1024QAM modulation.
- BWch is the nominal channel bandwidth.

1.1.2 Antenna Information

Ant.	Port	Brand Name	Model Name	Antenna Type	Connector	Support	Gain (dBi)
1	-	Lynwave	ALX22P-011AA1-00	Dipole	I-Pex	WWAN (617-960)(1710-2690)MHz	4.9
2	-	Lynwave	ALX22P-011AA6-00	Dipole	I-Pex	WWAN (617-960)(1710-2690)MHz	5.6
3	-	Lynwave	ALX21P-122AA0-00	Dipole	I-Pex	WWAN (1452-2690)(3000-4200) (5150-5925)MHz	5.6
4	-	Lynwave	ALX21P-122AA1-00	Dipole	I-Pex	WWAN (1452-2690)(3000-4200) (5150-5925)MHz	5.4
5	-	Lynwave	ALX21P-091AA4-00	Dipole	I-Pex	Zero wait	4.5
6	-	Lynwave	ALX21P-101AA2-00	Dipole	I-Pex	GPS	4.3
7	-	Lynwave	ALX21P-151AA0-A	Dipole	I-Pex	WWAN (3300-5000)MHz	4.3
8	-	Lynwave		Dipole	I-Pex	WWAN (3300-5000)MHz	5.2
9	2	Lynwave	ALX21P-221AA1-A	Dipole	I-Pex	WLAN 2.4GHz+ WLAN 5GHz	Note1
10	1	Lynwave		Dipole	I-Pex	WLAN 2.4GHz+ WLAN 5GHz	Note1
11	3	Lynwave	ALX21P-221AA2-A	Dipole	I-Pex	WLAN 2.4GHz+ WLAN 5GHz	Note1
12	4	Lynwave		Dipole	I-Pex	WLAN 2.4GHz+ WLAN 5GHz	Note1

Note1:

Ant.	Antenna Gain (dBi)				
	WLAN 2.4GHz	WLAN 5GHz			
		UNII 1	UNII 2A	UNII 2C	UNII 3
9	3.78	3.44	2.93	3.89	4.93
10	3.54	4.09	4.35	4.99	5.82
11	2.96	4.48	3.51	2.81	3.46
12	3.55	5.29	4.52	4.63	5.75

Ant.	Directional Gain (dBi)														
	WLAN 2.4GHz			WLAN 5GHz											
	2.45GHz			UNII 1			UNII 2A			UNII 2C			UNII 3		
	4T1S	4T2S	4T4S	4T1S	4T2S	4T4S	4T1S	4T2S	4T4S	4T1S	4T2S	4T4S	4T1S	4T2S	4T4S
9 10 11 12	6.8	3.79	3.78	5.65	5.29	5.29	5.45	4.52	4.52	6.45	4.99	4.99	6.22	5.82	5.82

Note 2: The above information(excepting antenna 9~12 gain) was declared by manufacturer.
Note 3. The antenna 5 which has the receiving function only is used for zero wait.
Note 4: The antenna 9~12 gain and directional gain are measured which follow the procedure of KDB 662911 D03
Note 5: The EUT has twelve antennas.

For 2.4GHz function:
For IEEE 802.11b/g/n/VHT/ax (4TX/4RX):
Port 1, Port 2, Port 3 and Port 4 can be used as transmitting/receiving antenna.
Port 1, Port 2, Port 3 and Port 4 could transmit/receive simultaneously.
For 5GHz function:
For IEEE 802.11a/n/ac/ax (4TX/4RX):
Port 1, Port 2, Port 3 and Port 4 can be used as transmitting/receiving antenna.
Port 1, Port 2, Port 3 and Port 4 could transmit/receive simultaneously.

1.1.3 Mode Test Duty Cycle

Mode	DC	DCF(dB)	T(s)	VBW(Hz) ≥ 1/T
802.11a	0.96	0.18	1.398m	1k
802.11ax HEW20	0.947	0.24	1.02m	1k
802.11ax HEW40	0.904	0.44	540u	3k
802.11ax HEW80	0.837	0.77	288.75u	10k

Note:
- DC is Duty Cycle.
- DCF is Duty Cycle Factor.

1.1.4 EUT Operational Condition

EUT Power Type	From Power Adapter			
Beamforming Function	☒	With beamforming	☐	Without beamforming
	The product has beamforming function for 11n/VHT/ax in 2.4GHz and 11n/ac/ax in 5GHz.			
Weather Band	☒	With 5600~5650MHz	☐	Without 5600~5650MHz
Function	☐	Outdoor P2M	☒	Indoor P2M
	☐	Fixed P2P	☐	Client
	☒	Point-to-multipoint	☐	Point-to-point
TPC Function	☒	With TPC	☐	Without TPC
Channel Puncturing Function	☐	Supported	☒	Unsupported
Support RU	☒	Full RU	☐	Partial RU
Test Software Version	QATool_v0.0.2.15			

Note1: The above information was declared by manufacturer.

Note2: This device contains WWAN module FCC ID: ZMOFG360NA. The WWAN function supports LTE Band 5, 41 and 5G NR n2, NR n25, NR n41, NR n66, NR n71.

1.1.5 Table for EUT supports functions

Function
AP Router
Mesh

Note: The above information was declared by manufacturer.

1.1.6 Table for Permissive Change

This product is an extension of original one reported under Sporton project number: FR282902AB.

Below is the table for the change of the product with respect to the original one.

Modifications	Performance Checking
1. Adding UNII 2A and UNII 2C (5250~5350 MHz, 5470~5725 MHz) for this device.	1. Emission Bandwidth. 2. Maximum Conducted Output Power. 3. Peak Power Spectral Density. 4. Unwanted Emissions Above 1GHz.
2. Adding WWAN 5G NR n25 for this device.	After evaluating, it doesn't affect the test result of this test report.

1.2 Applicable Standards

According to the specifications of the manufacturer, the EUT must comply with the requirements of the following standards:

- 47 CFR FCC Part 15
- ANSI C63.10-2013
- FCC KDB 789033 D02 v02r01

The following reference test guidance is not within the scope of accreditation of TAF.

- FCC KDB 662911 D03 v01
- FCC KDB 412172 D01 v01r01

1.3 Testing Location Information

Testing Location Information	
Test Lab.：Sporton International Inc. Hsinchu Laboratory	
Hsinchu	ADD: No.8, Ln. 724, Bo'ai St., Zhubei City, Hsinchu County 302010, Taiwan (R.O.C.)
(TAF: 3787)	TEL: 886-3-656-9065 FAX: 886-3-656-9085
	Test site Designation No. TW3787 with FCC.
	Conformity Assessment Body Identifier (CABID) TW3787 with ISED.

Test Condition	Test Site No.	Test Engineer	Test Environment (°C / %)	Test Date
RF Conducted	TH02-CB	Jay Lo	23.4-24.5 / 54-61	Sep. 27, 2022
Radiated Above 1GHz	03CH06-CB	Chris Lee	22.4~24.4 / 56~60	Sep. 22, 2022~ Sep. 23, 2022

1.4 Measurement Uncertainty

ISO/IEC 17025 requires that an estimate of the measurement uncertainties associated with the emissions test results be included in the report. The measurement uncertainties given below are based on a 95% confidence level (based on a coverage factor (k=2)

Test Items	Uncertainty	Remark
Radiated Emission (1GHz ~ 18GHz)	5.2 dB	Confidence levels of 95%
Radiated Emission (18GHz ~ 40GHz)	4.7 dB	Confidence levels of 95%
Conducted Emission	3.2 dB	Confidence levels of 95%
Output Power Measurement	0.8 dB	Confidence levels of 95%
Power Density Measurement	3.2 dB	Confidence levels of 95%
Bandwidth Measurement	2.0 %	Confidence levels of 95%

2 Test Configuration of EUT

2.1 Test Channel Mode

For non-beamforming mode

Mode	Power Setting
802.11a_Nss1,(6Mbps)_4TX	-
5260MHz	12
5300MHz	12
5320MHz	12
5500MHz	12.5
5580MHz	12
5700MHz	12
5720MHz Straddle 5.47-5.725GHz	12.5
5720MHz Straddle 5.725-5.85GHz	12.5
802.11ax HEW20_Nss1,(MCS0)_4TX	-
5260MHz	13
5300MHz	13
5320MHz	13
5500MHz	13
5580MHz	13
5700MHz	13
5720MHz Straddle 5.47-5.725GHz	13
5720MHz Straddle 5.725-5.85GHz	13
802.11ax HEW40_Nss1,(MCS0)_4TX	-
5270MHz	13.5
5310MHz	13.5
5510MHz	14
5550MHz	13.5
5670MHz	13.5
5710MHz Straddle 5.47-5.725GHz	14.5
5710MHz Straddle 5.725-5.85GHz	14.5
802.11ax HEW80_Nss1,(MCS0)_4TX	-
5290MHz	13.5
5530MHz	14
5610MHz	14
5690MHz Straddle 5.47-5.725GHz	14.5
5690MHz Straddle 5.725-5.85GHz	14.5

For beamforming mode

Mode	Power Setting
802.11ax HEW20-BF_Nss1,(MCS0)_4TX	-
5260MHz	13
5300MHz	13
5320MHz	13
5500MHz	13
5580MHz	13
5700MHz	13
5720MHz Straddle 5.47-5.725GHz	13
5720MHz Straddle 5.725-5.85GHz	13
802.11ax HEW40-BF_Nss1,(MCS0)_4TX	-
5270MHz	13.5
5310MHz	13.5
5510MHz	13.5
5550MHz	13
5670MHz	13
5710MHz Straddle 5.47-5.725GHz	14
5710MHz Straddle 5.725-5.85GHz	14
802.11ax HEW80-BF_Nss1,(MCS0)_4TX	-
5290MHz	13.5
5530MHz	13.5
5610MHz	13.5
5690MHz Straddle 5.47-5.725GHz	14
5690MHz Straddle 5.725-5.85GHz	14

Note:
- Evaluated HEW20/HEW40/HEW80 mode only, due to similar modulation. The power setting of HT20/ HT40/VHT20/VHT40/VHT80 mode are the same or lower than HEW20/HEW40/HEW80.
- The EUT supports non-beamforming and beamforming modes, after evaluating, the non-beamforming mode has been evaluated to be the worst case, so it was selected to test. The beamforming mode evaluates the output power only.

2.2 The Worst Case Measurement Configuration

The Worst Case Mode for Following Conformance Tests	
Tests Item	Emission Bandwidth Maximum Output Power Power Spectral Density
Test Condition	Conducted measurement at transmit chains

The Worst Case Mode for Following Conformance Tests	
Tests Item	Unwanted Emissions
Test Condition	Radiated measurement If EUT consist of multiple antenna assembly (multiple antenna are used in EUT regardless of spatial multiplexing MIMO configuration), the radiated test should be performed with highest antenna gain of each antenna type.
Operating Mode > 1GHz	CTX
	After evaluating, the worst case was found at Z axis, thus the measurement will follow this same test configuration.
1	EUT in Z axis

The Worst Case Mode for Following Conformance Tests	
Tests Item	Simultaneous Transmission Analysis - Co-location RF Exposure Evaluation
Operating Mode	
1	WLAN 2.4GHz + WLAN 5GHz + WWAN LTE/5GHz
Refer to Sporton Test Report No.: FA282902-01 for Co-location RF Exposure Evaluation.	

2.3 EUT Operation during Test

The EUT was programmed to be in continuously transmitting mode.

2.4 Accessories

Accessories			
Equipment Name	**Brand Name**	**Model Name**	**Rating**
Adapter	Frecom	F30L7-120250SPAU	INPUT: 100-240V ~ 50/60Hz, 0.8A OUTPUT: 12.0V, 2.5A, 30.0W

2.5 Support Equipment

For Radiated (above 1GHz):

Support Equipment				
No.	**Equipment**	**Brand Name**	**Model Name**	**FCC ID**
A	Notebook	Lenovo	L440	N/A

For RF Conducted:

Support Equipment				
No.	**Equipment**	**Brand Name**	**Model Name**	**FCC ID**
A	Notebook	DELL	E4300	N/A

2.6 Test Setup Diagram

Test Setup Diagram - Radiated Test > 1GHz

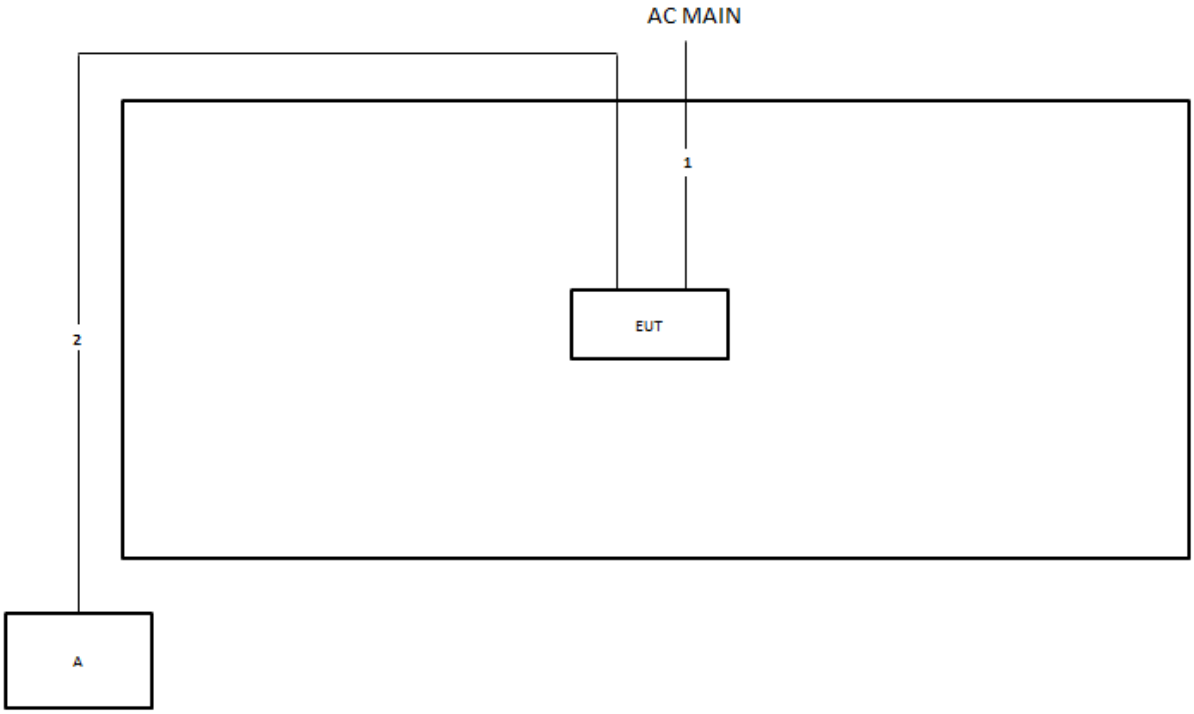

Item	Connection	Shielded	Length
1	Power cable	No	2m
2	RJ-45 cable	No	10m

3 Transmitter Test Result

3.1 Emission Bandwidth

3.1.1 Emission Bandwidth Limit

Emission Bandwidth Limit	
UNII Devices	
☐	For the 5.15-5.25 GHz band, N/A
☒	For the 5.25-5.35 GHz band, the maximum conducted output power shall not exceed the lesser of 250 mW or 11 dBm + 10 log B, where B is the 26 dB emission bandwidth in MHz.
☒	For the 5.47-5.725 GHz band, the maximum conducted output power shall not exceed the lesser of 250 mW or 11 dBm + 10 log B, where B is the 26 dB emission bandwidth in MHz.
☒	For the 5.725-5.85 GHz band, 26 dB emission bandwidth ,N/A. 6 dB emission bandwidth ≥ 500kHz.
LE-LAN Devices	
☐	For the band 5.15-5.25 GHz, the maximum e.i.r.p. shall not exceed 200 mW or 10 + 10 log B, dBm, whichever power is less. B is the 99% emission bandwidth in MHz.
☐	For the 5.25-5.35 GHz band, the maximum e.i.r.p. shall not exceed 1.0 W or 17 + 10 log B, dBm, whichever power is less. B is the 99% emission bandwidth in MHz
☐	For the 5.47-5.6 GHz band and 5.65-5.725 GHz band, the maximum e.i.r.p. shall not exceed 1.0 W or 17 + 10 log B, dBm, whichever power is less. B is the 99% emission bandwidth in MHz
☐	For the 5.725-5.85 GHz band, 6 dB emission bandwidth ≥ 500kHz.

3.1.2 Measuring Instruments

Refer a test equipment and calibration data table in this test report.

3.1.3 Test Procedures

Test Method		
▪	For the emission bandwidth shall be measured using one of the options below:	
	☒	Refer as FCC KDB 789033 D02, clause C for EBW and clause D for OBW measurement.
	☐	Refer as ANSI C63.10, clause 6.9.1 for occupied bandwidth testing.
	☐	Refer as IC RSS-Gen, clause 4.6 for bandwidth testing.

3.1.4 Test Setup

Emission Bandwidth



3.1.5 Test Result of Emission Bandwidth

Refer as Appendix A

3.2 Maximum Output Power

3.2.1 Limit

Maximum Output Power Limit	
UNII Devices	
☐	For the 5.15-5.25 GHz band:
	▪ Outdoor AP: the maximum conducted output power (P_{Out}) shall not exceed the lesser of 1 W. If G_{TX} > 6 dBi, then P_{Out} = 30 – (G_{TX} – 6). e.i.r.p. at any elevation angle above 30 degrees ≤ 125mW [21dBm]
	▪ Indoor AP: the maximum conducted output power (P_{Out}) shall not exceed the lesser of 1 W. If G_{TX} > 6 dBi, then P_{Out} = 30 – (G_{TX} – 6)
	▪ Point-to-point AP: the maximum conducted output power (P_{Out}) shall not exceed the lesser of 1 W If G_{TX} > 23 dBi, then P_{Out} = 30 – (G_{TX} – 23).
	▪ Mobile or Portable Client: the maximum conducted output power (P_{Out}) shall not exceed the lesser of 250 mW. If G_{TX} > 6 dBi, then P_{Out} = 24 – (G_{TX} – 6).
☒	For the 5.25-5.35 GHz band, the maximum conducted output power (P_{Out}) shall not exceed the lesser of 250 mW or 11 dBm + 10 log B, where B is the 26 dB emission bandwidth in MHz. If G_{TX} > 6 dBi, then P_{Out} = 24 – (G_{TX} – 6).
☒	For the 5.47-5.725 GHz band, the maximum conducted output power (P_{Out}) shall not exceed the lesser of 250 mW or 11 dBm + 10 log B, where B is the 26 dB emission bandwidth in MHz. If G_{TX} > 6 dBi, then P_{Out} = 24 – (G_{TX} – 6).
☒	For the 5.725-5.85 GHz band:
	▪ Point-to-multipoint systems (P2M): the maximum conducted output power (P_{Out}) shall not exceed the lesser of 1 W. If G_{TX} > 6 dBi, then P_{Out} = 30 – (G_{TX} – 6).
	▪ Point-to-point systems (P2P): the maximum conducted output power (P_{Out}) shall not exceed the lesser of 1 W.
LE-LAN Devices	
☐	For the 5.15-5.25 GHz band, the maximum e.i.r.p. shall not exceed 200 mW or 10 + 10 log B, dBm, whichever power is less. B is the 99% emission bandwidth in MHz.
☐	For the 5.25-5.35 GHz band, the maximum e.i.r.p. shall not exceed 1.0 W or 17 + 10 log B, dBm, whichever power is less. B is the 99% emission bandwidth in MHz
☐	For the 5.47-5.6 GHz band and 5.65-5.725 GHz band, the maximum e.i.r.p. shall not exceed 1.0 W or 17 + 10 log B, dBm, whichever power is less. B is the 99% emission bandwidth in MHz
☐	For the 5.725-5.85 GHz band:
	▪ Point-to-multipoint systems (P2M): the maximum conducted output power (P_{Out}) shall not exceed the lesser of 1 W. If G_{TX} > 6 dBi, then P_{Out} = 30 – (G_{TX} – 6).
	▪ Point-to-point systems (P2P): the maximum conducted output power (P_{Out}) shall not exceed the lesser of 1 W.
P_{Out} = maximum conducted output power in dBm, **G_{TX}** = the maximum transmitting antenna directional gain in dBi.	

3.2.2 Measuring Instruments

Refer a test equipment and calibration data table in this test report.

3.2.3 Test Procedures

Test Method	
	Average over on/off periods with duty factor
	☒ Refer as FCC KDB 789033 D02, clause E Method SA-2 (spectral trace averaging).
	☐ Refer as FCC KDB 789033 D02, clause E Method SA-2 Alt. (RMS detection with slow sweep speed)
	Wideband RF power meter and average over on/off periods with duty factor
	☒ Refer as FCC KDB 789033 D02, clause E Method PM-G (using an RF average power meter).
☒	For conducted measurement.
	▪ If the EUT supports multiple transmit chains using options given below: Refer as FCC KDB 662911, In-band power measurements. Using the measure-and-sum approach, measured all transmit ports individually. Sum the power (in linear power units e.g., mW) of all ports for each individual sample and save them.
	▪ If multiple transmit chains, EIRP calculation could be following as methods: $P_{total} = P_1 + P_2 + \ldots + P_n$ (calculated in linear unit [mW] and transfer to log unit [dBm]) $EIRP_{total} = P_{total} + DG$
☐	For radiated measurement.
	▪ Refer as FCC KDB 789033 D02 clause II A.1.F ”Antenna-port Conducted versus Radiated Testing”
	▪ Refer as ANSI C63.10, clause 6.6 for radiated emissions above 1GHz.
	▪ Refer as FCC KDB 412172 D01 clause 2.2 for EIRP calculation.

3.2.4 Test Setup

For Straddle Channel

Conducted Measurement (Spectrum Analyzer)

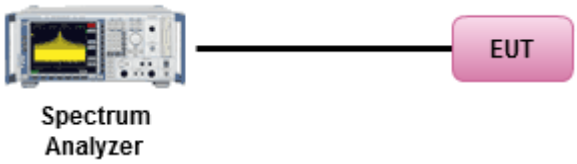

For Other Channels

Conducted Measurement (Power Meter)

3.2.5 Test Result of Maximum Output Power

Refer as Appendix B

3.3 Power Spectral Density

3.3.1 Limit

Peak Power Spectral Density Limit	
UNII Devices	
☐	For the 5.15-5.25 GHz band:
	▪ Outdoor AP: the peak power spectral density (PPSD) shall not exceed the lesser of 17dBm/MHz. If G_{TX} > 6 dBi, then P_{Out} = 17 – (G_{TX} – 6).
	▪ Indoor AP: the peak power spectral density (PPSD) shall not exceed the lesser of 17dBm/MHz. If G_{TX} > 6 dBi, then P_{Out} = 17 – (G_{TX} – 6).
	▪ Point-to-point AP: the peak power spectral density (PPSD) shall not exceed the lesser of 17dBm/MHz. If G_{TX} > 23 dBi, then P_{Out} = 17 – (G_{TX} – 23).
	▪ Mobile or Portable Client: the peak power spectral density (PPSD) ≤ 11 dBm/MHz. If G_{TX} > 6 dBi, then PPSD= 11 – (G_{TX} – 6)..
☒	For the 5.25-5.35 GHz band, the peak power spectral density (PPSD) ≤ 11 dBm/MHz. If G_{TX} > 6 dBi, then PPSD= 11 – (G_{TX} – 6).
☒	For the 5.47-5.725 GHz band, the peak power spectral density (PPSD) ≤ 11 dBm/MHz. If G_{TX} > 6 dBi, then PPSD= 11 – (G_{TX} – 6).
☒	For the 5.725-5.85 GHz band:
	▪ Point-to-multipoint systems (P2M): the peak power spectral density (PPSD) ≤ 30 dBm/500kHz. If G_{TX} > 6 dBi, then PPSD= 30 – (G_{TX} – 6).
	▪ Point-to-point systems (P2P): the peak power spectral density (PPSD) ≤ 30 dBm/500kHz.
LE-LAN Devices	
☐	For the 5.15-5.25 GHz band, the e.i.r.p. peak power spectral density (PPSD) ≤ 10 dBm/MHz.
☐	For the 5.25-5.35 GHz band, the peak power spectral density (PPSD) ≤ 11 dBm/MHz.
	▪ e.i.r.p. greater than 200 mW shall comply with the following e.i.r.p. at different elevations, where θ is the angle above the local horizontal plane (of the Earth) as shown below: -13 dBW/MHz for 0° ≤ θ < 8° ; -13 − 0.716 (θ-8) dBW/MHz for 8° ≤ θ < 40° -35.9 − 1.22 (θ-40) dBW/MHz for 40° ≤ θ ≤ 45° ; -42 dBW/MHz for θ > 45°
☐	For the 5.47-5.6 GHz band and 5.65-5.725 GHz band, the peak power spectral density (PPSD) ≤ 11 dBm/MHz.
☐	For the 5.725-5.85 GHz band:
	▪ Point-to-multipoint systems (P2M): the peak power spectral density (PPSD) ≤ 30 dBm/500kHz. If G_{TX} > 6 dBi, then PPSD= 30 – (G_{TX} – 6).
	▪ Point-to-point systems (P2P): the peak power spectral density (PPSD) ≤ 30 dBm/500kHz.
PPSD = peak power spectral density that he same method as used to determine the conducted output power shall be used to determine the power spectral density. And power spectral density in dBm/MHz **G_{TX}** = the maximum transmitting antenna directional gain in dBi.	

3.3.2 Measuring Instruments

Refer a test equipment and calibration data table in this test report.

3.3.3 Test Procedures

Test Method			
▪ Peak power spectral density procedures that the same method as used to determine the conducted output power shall be used to determine the peak power spectral density and use the peak search function on the spectrum analyzer to find the peak of the spectrum. For the peak power spectral density shall be measured using below options:			
	☐ Refer as FCC KDB 789033 D02, F)5) power spectral density can be measured using resolution bandwidths < 1 MHz provided that the results are integrated over 1 MHz bandwidth		
	[duty cycle ≥ 98% or external video / power trigger]		
	☒ Refer as FCC KDB 789033 D02, clause E Method SA-1 (spectral trace averaging).		
	☐ Refer as FCC KDB 789033 D02, clause E Method SA-1 Alt. (RMS detection with slow sweep speed)		
	duty cycle < 98% and average over on/off periods with duty factor		
	☒ Refer as FCC KDB 789033 D02, clause E Method SA-2 (spectral trace averaging).		
	☐ Refer as FCC KDB 789033 D02, clause E Method SA-2 Alt. (RMS detection with slow sweep speed)		
☒ For conducted measurement.			
	▪ If the EUT supports multiple transmit chains using options given below:		
		☒ Option 1: Measure and sum the spectra across the outputs. Refer as FCC KDB 662911, In-band power spectral density (PSD). Sample all transmit ports simultaneously using a spectrum analyzer for each transmit port. Where the trace bin-by-bin of each transmit port summing can be performed. (i.e., in the first spectral bin of output 1 is summed with that in the first spectral bin of output 2 and that from the first spectral bin of output 3, and so on up to the NTX output to obtain the value for the first frequency bin of the summed spectrum.). Add up the amplitude (power) values for the different transmit chains and use this as the new data trace.	
		☐ Option 2: Measure and sum spectral maxima across the outputs. With this technique, spectra are measured at each output of the device at the required resolution bandwidth. The maximum value (peak) of each spectrum is determined. These maximum values are then summed mathematically in linear power units across the outputs. These operations shall be performed separately over frequency spans that have different out-of-band or spurious emission limits,	
		☐ Option 3: Measure and add 10 log(N) dB, where N is the number of transmit chains. Refer as FCC KDB 662911, In-band power spectral density (PSD). Performed at each transmit chains and each transmit chains shall be compared with the limit have been reduced with 10 log(N). Or each transmit chains shall be add 10 log(N) to compared with the limit.	
	▪	If multiple transmit chains, EIRP PPSD calculation could be following as methods: $PPSD_{total} = PPSD_1 + PPSD_2 + \ldots + PPSD_n$ (calculated in linear unit [mW] and transfer to log unit [dBm]) $EIRP_{total} = PPSD_{total} + DG$	
☐ For radiated measurement.			
	▪ Refer as FCC KDB 789033 D02 clause II A.1.F ”Antenna-port Conducted versus Radiated Testing”		
	▪ Refer as ANSI C63.10, clause 6.6 for radiated emissions above 1GHz.		

Test Method	
	▪ Refer as FCC KDB 412172 D01 clause 2.2 for EIRP calculation.

3.3.4 Test Setup

Conducted Measurement



3.3.5 Test Result of Power Spectral Density

Refer as Appendix C

3.4 Unwanted Emissions

3.4.1 Transmitter Unwanted Emissions Limit

Unwanted emissions below 1 GHz and restricted band emissions above 1GHz limit			
Frequency Range (MHz)	**Field Strength (uV/m)**	**Field Strength (dBuV/m)**	**Measure Distance (m)**
0.009~0.490	2400/F(kHz)	48.5 - 13.8	300
0.490~1.705	24000/F(kHz)	33.8 - 23	30
1.705~30.0	30	29	30
30~88	100	40	3
88~216	150	43.5	3
216~960	200	46	3
Above 960	500	54	3

Note 1: Test distance for frequencies at or above 30 MHz, measurements may be performed at a distance other than the limit distance provided they are not performed in the near field and the emissions to be measured can be detected by the measurement equipment. When performing measurements at a distance other than that specified, the results shall be extrapolated to the specified distance using an extrapolation factor of 20 dB/decade (inverse of linear distance for field-strength measurements, inverse of linear distance-squared for power-density measurements).

Note 2: Test distance for frequencies at below 30 MHz, measurements may be performed at a distance closer than the EUT limit distance; however, an attempt should be made to avoid making measurements in the near field. When performing measurements below 30 MHz at a closer distance than the limit distance, the results shall be extrapolated to the specified distance by either making measurements at a minimum of two or more distances on at least one radial to determine the proper extrapolation factor or by using the square of an inverse linear distance extrapolation factor (40 dB/decade). The test report shall specify the extrapolation method used to determine compliance of the EUT.

Note 3: Using the distance of 1m during the test for above 18 GHz, and the test value to correct for the distance factor at 3m.

Un-restricted band emissions above 1GHz Limit	
Operating Band	**Limit**
☐ 5.15 - 5.25 GHz	e.i.r.p. -27 dBm [68.2 dBuV/m@3m]
☒ 5.25 - 5.35 GHz	e.i.r.p. -27 dBm [68.2 dBuV/m@3m]
☒ 5.47 - 5.725 GHz	e.i.r.p. -27 dBm [68.2 dBuV/m@3m]
☒ 5.725 - 5.85 GHz	all emissions shall be limited to a level of -27 dBm/MHz at 75 MHz or more above or below the band edge increasing linearly to 10 dBm/MHz at 25 MHz above or below the band edge, and from 25 MHz above or below the band edge increasing linearly to a level of 15.6 dBm/MHz at 5 MHz above or below the band edge, and from 5 MHz above or below the band edge increasing linearly to a level of 27 dBm/MHz at the band edge.

Note 1: Measurements may be performed at a distance other than the limit distance provided they are not performed in the near field and the emissions to be measured can be detected by the measurement equipment. When performing measurements at a distance other than that specified, the results shall be extrapolated to the specified distance using an extrapolation factor of 20 dB/decade (inverse of

linear distance for field-strength measurements, inverse of linear distance-squared for power-density measurements).

3.4.2 Measuring Instruments

Refer a test equipment and calibration data table in this test report.

3.4.3 Test Procedures

Test Method		
▪ Measurements may be performed at a distance other than the limit distance provided they are not performed in the near field and the emissions to be measured can be detected by the measurement equipment. Measurements shall not be performed at a distance greater than 30 m for frequencies above 30 MHz, unless it can be further demonstrated that measurements at a distance of 30 m or less are impractical. When performing measurements at a distance other than that specified, the results shall be extrapolated to the specified distance using an extrapolation factor of 20 dB/decade (inverse of linear distance for field-strength measurements, inverse of linear distance-squared for power-density measurements).		
▪ The average emission levels shall be measured in [duty cycle ≥ 98 or duty factor].		
▪ For the transmitter unwanted emissions shall be measured using following options below:		
	▪ Refer as FCC KDB 789033 D02, clause G)2) for unwanted emissions into non-restricted bands.	
	▪ Refer as FCC KDB 789033 D02, clause G)1) for unwanted emissions into restricted bands.	
		☐ Refer as FCC KDB 789033 D02, G)6) Method AD (Trace Averaging).
		☒ Refer as FCC KDB 789033 D02, G)6) Method VB (Reduced VBW).
		☐ Refer as ANSI C63.10, clause 11.12.2.5.3 (Reduced VBW). VBW ≥ 1/T, where T is pulse time.
		☐ Refer as ANSI C63.10, clause 7.5 average value of pulsed emissions.
		☒ Refer as FCC KDB 789033 D02, clause G)5) measurement procedure peak limit.
		☐ Refer as ANSI C63.10, clause 4.1.4.2.2 measurement procedure peak limit.
▪ For radiated measurement.		
	▪ Refer as ANSI C63.10, clause 6.4 for radiated emissions below 30 MHz and test distance is 3m.	
	▪ Refer as ANSI C63.10, clause 6.5 for radiated emissions 30 MHz to 1 GHz and test distance is 3m.	
	▪ Refer as ANSI C63.10, clause 6.6 for radiated emissions above 1GHz.	
▪ The any unwanted emissions level shall not exceed the fundamental emission level.		
▪ All amplitude of spurious emissions that are attenuated by more than 20 dB below the permissible value has no need to be reported.		

3.4.4 Test Setup

Above 1GHz

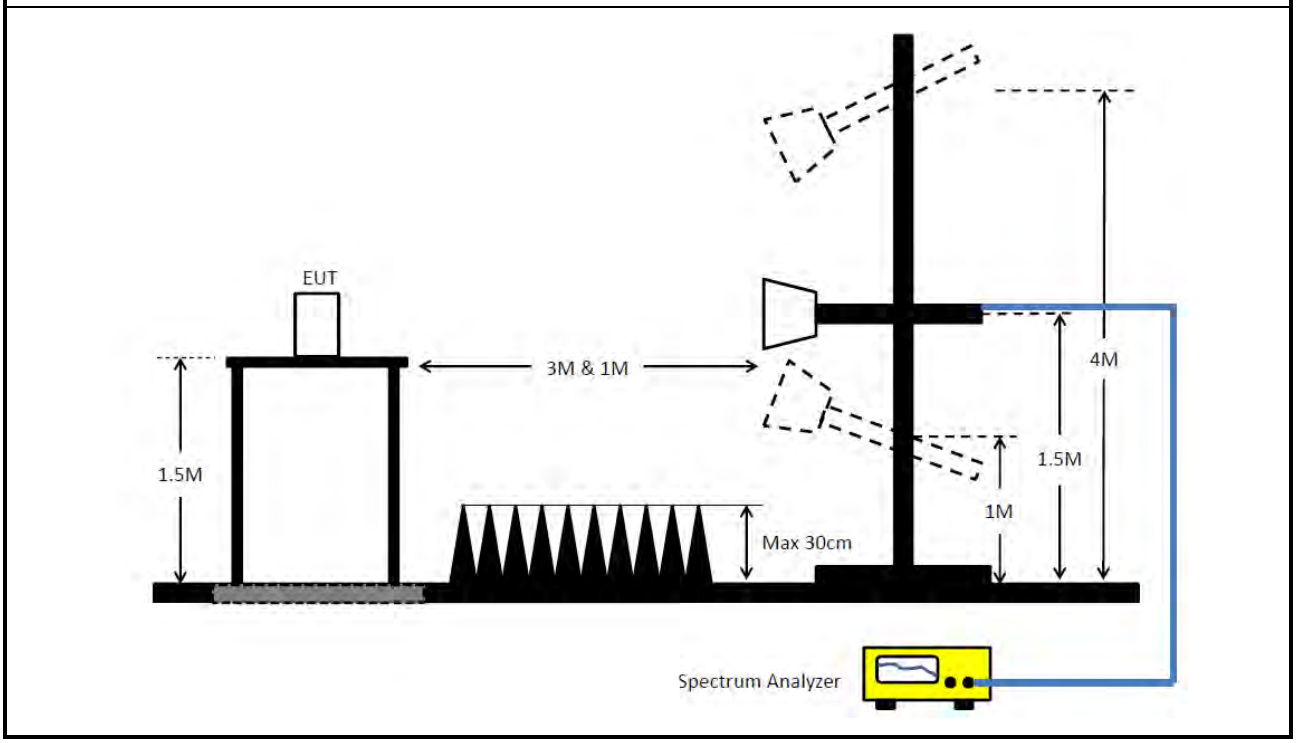

3.4.5 Measurement Results Calculation

The measured Level is calculated using:
Corrected Reading: Antenna factor (AF) + Cable loss (CL) + Read level (Raw) - Preamp factor (PA)(if applicable) = Level.

3.4.6 Test Result of Transmitter Unwanted Emissions

Refer as Appendix D

4 Test Equipment and Calibration Data

Instrument	Brand	Model No.	Serial No.	Characteristics	Calibration Date	Calibration Due Date	Remark
3m Semi Anechoic Chamber VSWR	TDK	SAC-3M	03CH06-CB	1GHz ~18GHz 3m	Oct. 01, 2021	Sep. 30, 2022	Radiation (03CH06-CB)
Horn Antenna	SCHWARZBECK	BBHA9120D	BBHA 9120D-1292	1GHz~18GHz	Aug. 09, 2022	Aug. 08, 2023	Radiation (03CH06-CB)
Horn Antenna	Schwarzbeck	BBHA 9170	BBHA9170252	15GHz ~ 40GHz	Aug. 22, 2022	Aug. 21, 2023	Radiation (03CH06-CB)
Pre-Amplifier	Agilent	83017A	MY53270064	0.5GHz ~ 26.5GHz	Aug 02, 2022	Aug 01, 2023	Radiation (03CH06-CB)
Pre-Amplifier	MITEQ	TTA1840-35-HG	1864479	18GHz ~ 40GHz	Jul. 20, 2022	Jul. 19, 2023	Radiation (03CH06-CB)
Spectrum analyzer	R&S	FSP40	100080	9kHz~40GHz	Dec. 24, 2021	Dec. 23, 2022	Radiation (03CH06-CB)
RF Cable-high	Woken	RG402	High Cable-67	1GHz~18GHz	Feb. 24, 2022	Feb. 23, 2023	Radiation (03CH06-CB)
RF Cable-high	Woken	RG402	High Cable-05+67	1GHz~18GHz	Feb. 24, 2022	Feb. 23, 2023	Radiation (03CH06-CB)
High Cable	Woken	WCA0929M	40G#5+7	1GHz ~ 40 GHz	Dec. 14, 2021	Dec. 13, 2022	Radiation (03CH06-CB)
High Cable	Woken	WCA0929M	40G#5	1GHz ~ 40 GHz	Dec. 08, 2021	Dec. 07, 2022	Radiation (03CH06-CB)
High Cable	Woken	WCA0929M	40G#7	1GHz ~ 40 GHz	Dec. 14, 2021	Dec. 13, 2022	Radiation (03CH06-CB)
Test Software	SPORTON	SENSE	V5.10	-	N.C.R.	N.C.R.	Radiation (03CH06-CB)
Spectrum analyzer	R&S	FSV40	101027	9kHz~40GHz	Aug. 15, 2022	Aug. 14, 2023	Conducted (TH02-CB)
Power Sensor	Anritsu	MA2411B	1126203	300MHz~40GHz	Oct. 25, 2021	Oct. 24, 2022	Conducted (TH02-CB)
Power Meter	Anritsu	ML2495A	1210004	300MHz~40GHz	Oct. 25, 2021	Oct. 24, 2022	Conducted (TH02-CB)
RF Cable-high	Woken	RG402	High Cable-01	1 GHz – 18 GHz	Oct. 04, 2021	Oct. 03, 2022	Conducted (TH02-CB)
RF Cable-high	Woken	RG402	High Cable-02	1 GHz – 18 GHz	Oct. 04, 2021	Oct. 03, 2022	Conducted (TH02-CB)
RF Cable-high	Woken	RG402	High Cable-03	1 GHz – 18 GHz	Oct. 04, 2021	Oct. 03, 2022	Conducted (TH02-CB)
RF Cable-high	Woken	RG402	High Cable-04	1 GHz – 18 GHz	Oct. 04, 2021	Oct. 03, 2022	Conducted (TH02-CB)
RF Cable-high	Woken	RG402	High Cable-05	1 GHz – 18 GHz	Oct. 04, 2021	Oct. 03, 2022	Conducted (TH02-CB)
Switch	SPTCB	SP-SWI	SWI-02	1 GHz –26.5 GHz	Dec. 13, 2021	Dec. 12, 2022	Conducted (TH02-CB)

Instrument	Brand	Model No.	Serial No.	Characteristics	Calibration Date	Calibration Due Date	Remark
RF Cable-high	Woken	RG402	SWI-02-P1	1 GHz –26.5 GHz	Dec. 13, 2021	Dec. 12, 2022	Conducted (TH02-CB)
RF Cable-high	Woken	RG402	SWI-02-P2	1 GHz –26.5 GHz	Dec. 13, 2021	Dec. 12, 2022	Conducted (TH02-CB)
RF Cable-high	Woken	RG402	SWI-02-P3	1 GHz –26.5 GHz	Dec. 13, 2021	Dec. 12, 2022	Conducted (TH02-CB)
RF Cable-high	Woken	RG402	SWI-02-P4	1 GHz –26.5 GHz	Dec. 13, 2021	Dec. 12, 2022	Conducted (TH02-CB)
RF Cable-high	Woken	RG402	SWI-02-P5	1 GHz –26.5 GHz	Dec. 13, 2021	Dec. 12, 2022	Conducted (TH02-CB)
Test Software	SPORTON	SENSE	V5.10	-	N.C.R.	N.C.R.	Conducted (TH02-CB)

Note: Calibration Interval of instruments listed above is one year.

NCR means Non-Calibration required.

Summary

Mode	Max-N dB (Hz)	Max-OBW (Hz)	ITU-Code	Min-N dB (Hz)	Min-OBW (Hz)
5.25-5.35GHz	-	-	-	-	-
802.11a_Nss1,(6Mbps)_4TX	20.04M	16.572M	16M6D1D	19.68M	16.399M
802.11ax HEW20_Nss1,(MCS0)_4TX	28.59M	18.948M	18M9D1D	21.78M	18.878M
802.11ax HEW40_Nss1,(MCS0)_4TX	39.66M	37.584M	37M6D1D	39.54M	37.534M
802.11ax HEW80_Nss1,(MCS0)_4TX	80.28M	76.8M	76M8D1D	80.04M	76.678M
5.47-5.725GHz	-	-	-	-	-
802.11a_Nss1,(6Mbps)_4TX	20.13M	16.55M	16M5D1D	14.685M	13.192M
802.11ax HEW20_Nss1,(MCS0)_4TX	27.9M	18.961M	19M0D1D	16.485M	14.439M
802.11ax HEW40_Nss1,(MCS0)_4TX	39.66M	37.61M	37M6D1D	34.755M	33.532M
802.11ax HEW80_Nss1,(MCS0)_4TX	80.28M	76.886M	76M9D1D	75M	72.776M
5.725-5.85GHz	-	-	-	-	-
802.11a_Nss1,(6Mbps)_4TX	3.14M	3.853M	3M85D1D	3.12M	3.736M
802.11ax HEW20_Nss1,(MCS0)_4TX	4.36M	4.807M	4M81D1D	4.18M	4.715M
802.11ax HEW40_Nss1,(MCS0)_4TX	4.02M	4.168M	4M17D1D	3.9M	4.133M
802.11ax HEW80_Nss1,(MCS0)_4TX	4.02M	4.159M	4M16D1D	3.92M	4.133M

Max-N dB = Maximum 6dB down bandwidth for 5.725-5.85GHz band / Maximum 26dB down bandwidth for other band;
Max-OBW = Maximum 99% occupied bandwidth;
Min-N dB = Minimum 6dB down bandwidth for 5.725-5.85GHz band / Maximum 26dB down bandwidth for other band;
Min-OBW = Minimum 99% occupied bandwidth

Result

Mode	Result	Limit (Hz)	Port 1-N dB (Hz)	Port 1-OBW (Hz)	Port 2-N dB (Hz)	Port 2-OBW (Hz)	Port 3-N dB (Hz)	Port 3-OBW (Hz)	Port 4-N dB (Hz)	Port 4-OBW (Hz)
802.11a_Nss1,(6Mbps)_4TX	-	-	-	-	-	-	-	-	-	-
5260MHz	Pass	Inf	20.04M	16.572M	20.04M	16.438M	19.74M	16.411M	19.71M	16.419M
5300MHz	Pass	Inf	20.01M	16.54M	19.95M	16.447M	19.95M	16.452M	19.68M	16.408M
5320MHz	Pass	Inf	20.04M	16.547M	19.68M	16.494M	19.77M	16.429M	19.74M	16.399M
5500MHz	Pass	Inf	20.13M	16.54M	19.92M	16.498M	19.83M	16.421M	19.71M	16.443M
5580MHz	Pass	Inf	19.92M	16.55M	19.83M	16.484M	19.71M	16.4M	19.8M	16.408M
5700MHz	Pass	Inf	20.1M	16.522M	19.71M	16.444M	19.95M	16.434M	19.8M	16.408M
5720MHz Straddle 5.47-5.725GHz	Pass	Inf	14.835M	13.259M	14.805M	13.2M	14.91M	13.2M	14.685M	13.192M
5720MHz Straddle 5.725-5.85GHz	Pass	500k	3.14M	3.853M	3.14M	3.781M	3.12M	3.736M	3.14M	3.758M
802.11ax HEW20_Nss1,(MCS0)_4TX	-	-	-	-	-	-	-	-	-	-
5260MHz	Pass	Inf	26.31M	18.925M	22.41M	18.878M	24.99M	18.916M	24.57M	18.933M
5300MHz	Pass	Inf	22.95M	18.947M	21.78M	18.917M	28.59M	18.914M	22.17M	18.934M
5320MHz	Pass	Inf	22.41M	18.943M	22.95M	18.948M	21.84M	18.903M	22.59M	18.924M
5500MHz	Pass	Inf	22.59M	18.918M	22.35M	18.944M	22.14M	18.901M	23.19M	18.922M
5580MHz	Pass	Inf	27.9M	18.961M	23.94M	18.936M	22.17M	18.933M	21.69M	18.911M
5700MHz	Pass	Inf	22.35M	18.948M	24.33M	18.912M	22.74M	18.945M	22.26M	18.928M
5720MHz Straddle 5.47-5.725GHz	Pass	Inf	16.665M	14.439M	16.53M	14.461M	16.605M	14.453M	16.485M	14.45M
5720MHz Straddle 5.725-5.85GHz	Pass	500k	4.36M	4.807M	4.3M	4.749M	4.18M	4.715M	4.26M	4.734M
802.11ax HEW40_Nss1,(MCS0)_4TX	-	-	-	-	-	-	-	-	-	-
5270MHz	Pass	Inf	39.6M	37.58M	39.54M	37.534M	39.66M	37.58M	39.66M	37.548M
5310MHz	Pass	Inf	39.54M	37.538M	39.6M	37.55M	39.66M	37.584M	39.6M	37.581M
5510MHz	Pass	Inf	39.6M	37.59M	39.6M	37.548M	39.54M	37.546M	39.6M	37.61M
5550MHz	Pass	Inf	39.54M	37.585M	39.66M	37.525M	39.48M	37.592M	39.54M	37.604M
5670MHz	Pass	Inf	39.6M	37.522M	39.6M	37.544M	39.54M	37.56M	39.6M	37.547M
5710MHz Straddle 5.47-5.725GHz	Pass	Inf	34.79M	33.578M	34.825M	33.578M	34.825M	33.582M	34.755M	33.532M
5710MHz Straddle 5.725-5.85GHz	Pass	500k	4.02M	4.133M	4.02M	4.163M	3.96M	4.149M	3.9M	4.168M
802.11ax HEW80_Nss1,(MCS0)_4TX	-	-	-	-	-	-	-	-	-	-
5290MHz	Pass	Inf	80.16M	76.721M	80.04M	76.678M	80.28M	76.8M	80.16M	76.796M
5530MHz	Pass	Inf	80.28M	76.824M	80.28M	76.762M	80.28M	76.886M	80.28M	76.741M
5610MHz	Pass	Inf	80.16M	76.706M	80.16M	76.841M	80.04M	76.785M	80.28M	76.666M
5690MHz Straddle 5.47-5.725GHz	Pass	Inf	75M	72.809M	75.15M	72.776M	75.225M	72.892M	75.075M	72.823M
5690MHz Straddle 5.725-5.85GHz	Pass	500k	4M	4.142M	4.02M	4.157M	4.02M	4.133M	3.92M	4.159M

Port X-N dB = Port X 6dB down bandwidth for 5.725-5.85GHz band / 26dB down bandwidth for other band
Port X-OBW = Port X 99% occupied bandwidth

802.11a_Nss1,(6Mbps)_4TX EBW

5260MHz

27/09/2022

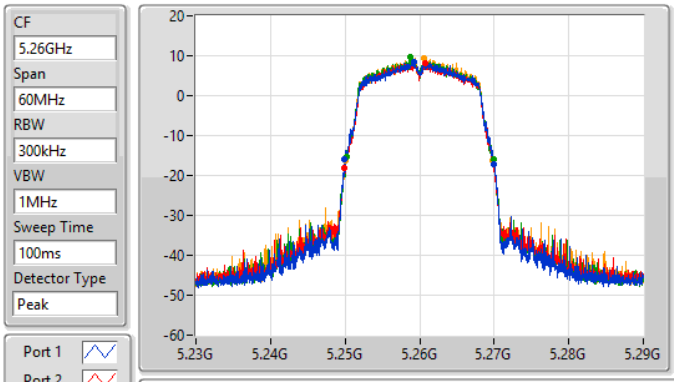

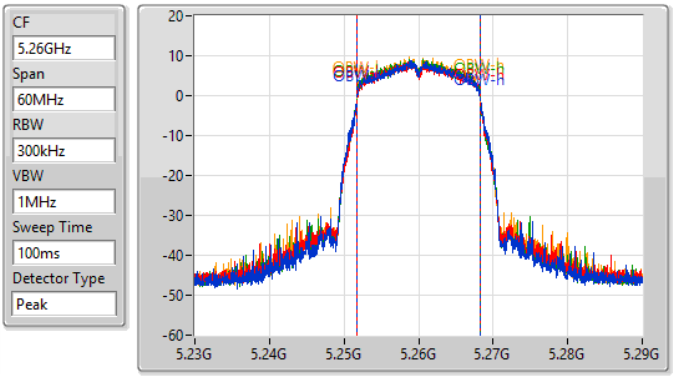

26dB(Hz)	Fl-26dB(Hz)	Fh-26dB(Hz)	OBW(Hz)	Fl-OBW(Hz)	Fh-OBW(Hz)	Limit(Hz)	Port
20.04M	5.24995G	5.26999G	16.572M	5.251693G	5.268265G	Inf	1
20.04M	5.24995G	5.26999G	16.438M	5.251772G	5.26821G	Inf	2
19.74M	5.25016G	5.2699G	16.411M	5.251781G	5.268191G	Inf	3
19.71M	5.25013G	5.26984G	16.419M	5.251791G	5.26821G	Inf	4

802.11a_Nss1,(6Mbps)_4TX EBW

5300MHz

27/09/2022

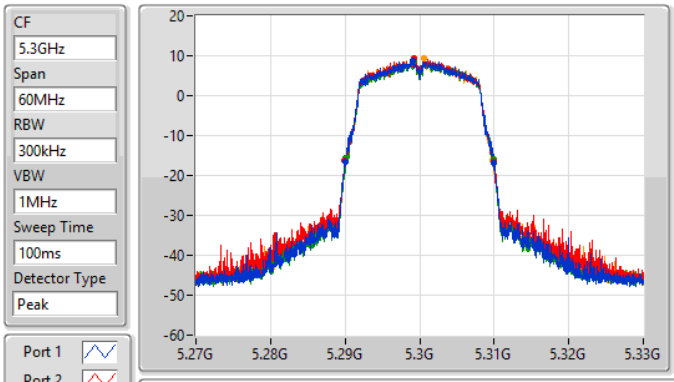

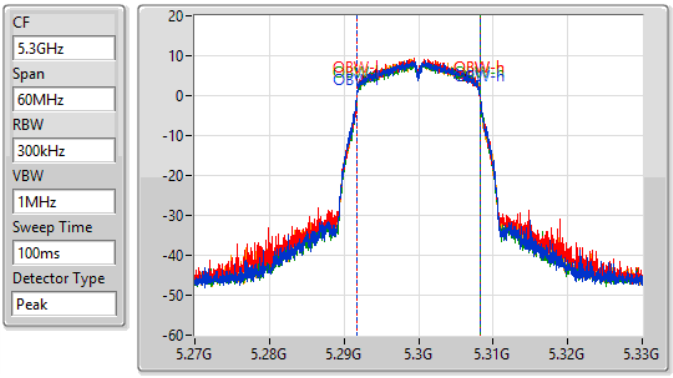

26dB(Hz)	Fl-26dB(Hz)	Fh-26dB(Hz)	OBW(Hz)	Fl-OBW(Hz)	Fh-OBW(Hz)	Limit(Hz)	Port
20.01M	5.28998G	5.30999G	16.54M	5.291702G	5.308242G	Inf	1
19.95M	5.28995G	5.3099G	16.447M	5.291772G	5.308219G	Inf	2
19.95M	5.28998G	5.30993G	16.452M	5.291783G	5.308235G	Inf	3
19.68M	5.2901G	5.30978G	16.408M	5.291781G	5.30819G	Inf	4

802.11a_Nss1,(6Mbps)_4TX EBW

5320MHz

27/09/2022

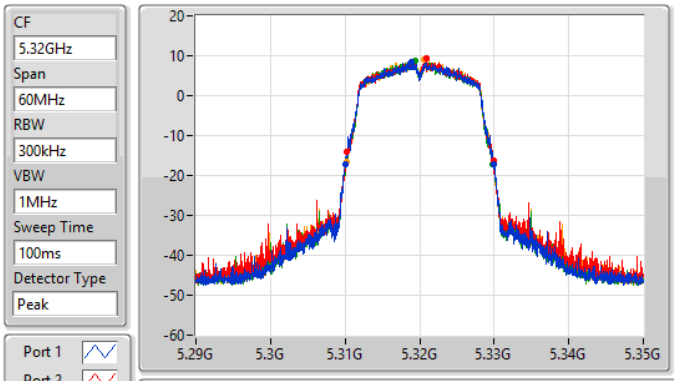

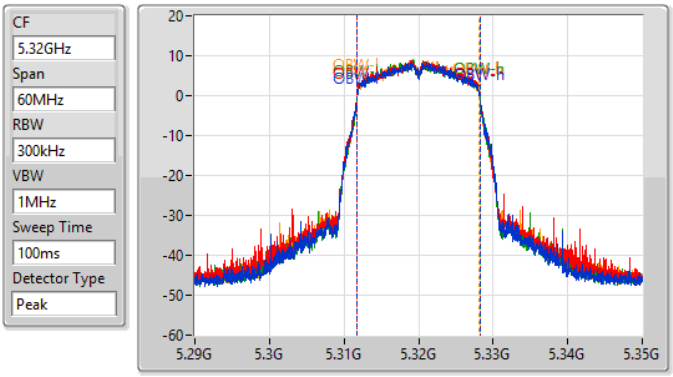

26dB(Hz)	Fl-26dB(Hz)	Fh-26dB(Hz)	OBW(Hz)	Fl-OBW(Hz)	Fh-OBW(Hz)	Limit(Hz)	Port
20.04M	5.30998G	5.33002G	16.547M	5.311715G	5.328262G	Inf	1
19.68M	5.31019G	5.32987G	16.494M	5.311733G	5.328228G	Inf	2
19.77M	5.31007G	5.32984G	16.429M	5.311769G	5.328199G	Inf	3
19.74M	5.31016G	5.3299G	16.399M	5.311787G	5.328186G	Inf	4

802.11a_Nss1,(6Mbps)_4TX EBW

5500MHz

27/09/2022

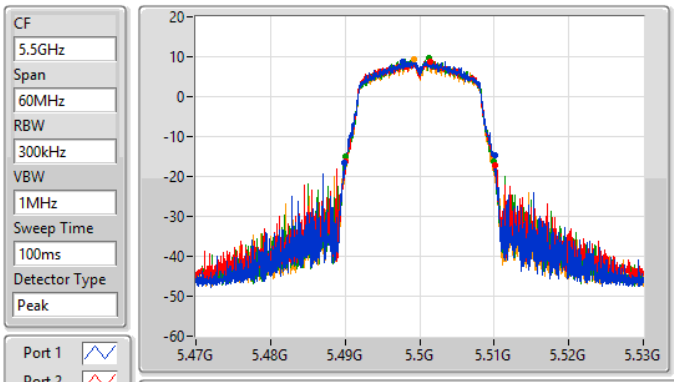

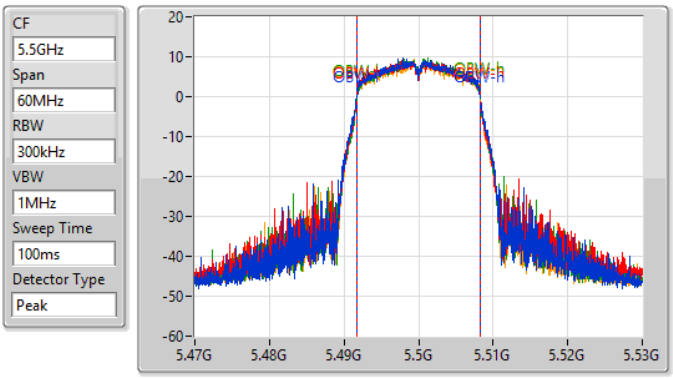

26dB(Hz)	Fl-26dB(Hz)	Fh-26dB(Hz)	OBW(Hz)	Fl-OBW(Hz)	Fh-OBW(Hz)	Limit(Hz)	Port
20.13M	5.48995G	5.51008G	16.54M	5.491717G	5.508257G	Inf	1
19.92M	5.49013G	5.51005G	16.498M	5.491729G	5.508227G	Inf	2
19.83M	5.49013G	5.50996G	16.421M	5.491795G	5.508216G	Inf	3
19.71M	5.4901G	5.50981G	16.443M	5.491752G	5.508195G	Inf	4

802.11a_Nss1,(6Mbps)_4TX EBW

5580MHz

27/09/2022

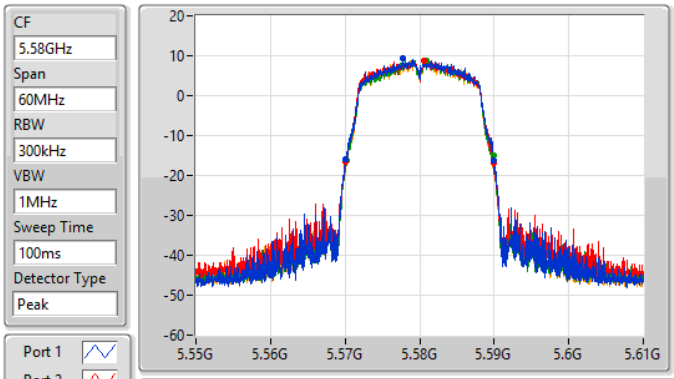

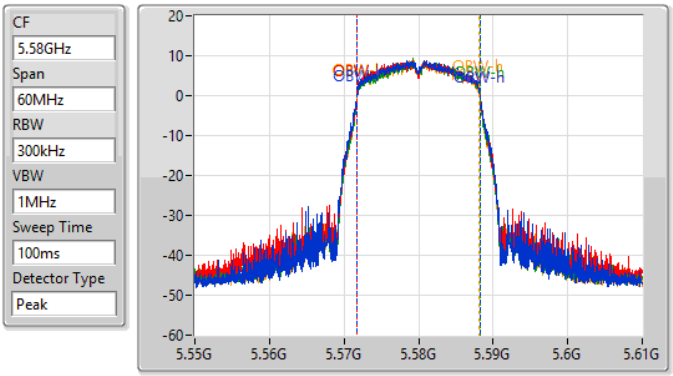

26dB(Hz)	Fl-26dB(Hz)	Fh-26dB(Hz)	OBW(Hz)	Fl-OBW(Hz)	Fh-OBW(Hz)	Limit(Hz)	Port
19.92M	5.57001G	5.58993G	16.55M	5.571711G	5.588261G	Inf	1
19.83M	5.57004G	5.58987G	16.484M	5.571752G	5.588237G	Inf	2
19.71M	5.57019G	5.5899G	16.4M	5.571803G	5.588203G	Inf	3
19.8M	5.5701G	5.5899G	16.408M	5.57178G	5.588187G	Inf	4

802.11a_Nss1,(6Mbps)_4TX EBW

5700MHz

27/09/2022

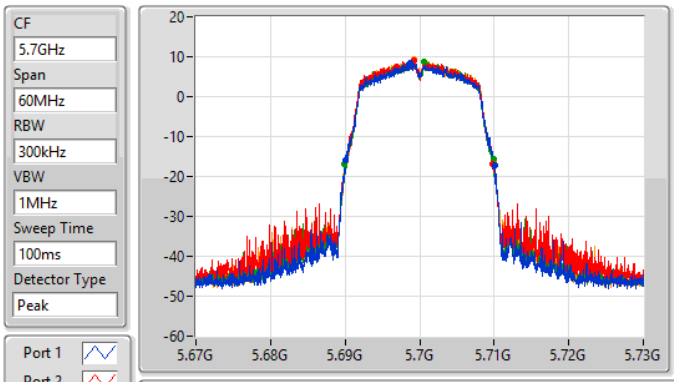

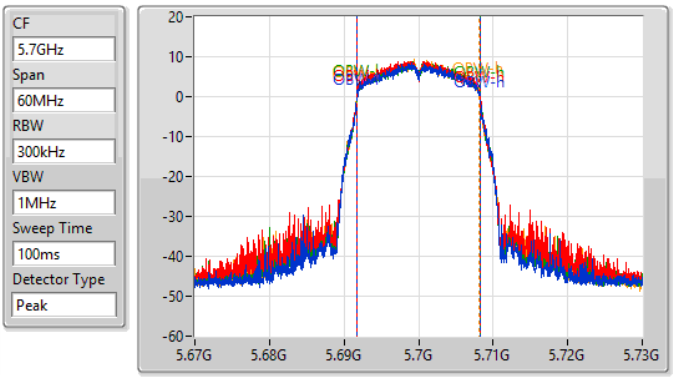

26dB(Hz)	Fl-26dB(Hz)	Fh-26dB(Hz)	OBW(Hz)	Fl-OBW(Hz)	Fh-OBW(Hz)	Limit(Hz)	Port
20.1M	5.69001G	5.71011G	16.522M	5.691721G	5.708243G	Inf	1
19.71M	5.69013G	5.70984G	16.444M	5.691765G	5.708209G	Inf	2
19.95M	5.68995G	5.7099G	16.434M	5.691785G	5.708219G	Inf	3
19.8M	5.6901G	5.7099G	16.408M	5.691773G	5.708181G	Inf	4

802.11a_Nss1,(6Mbps)_4TX EBW

5720MHz Straddle 5.47-5.725GHz

27/09/2022

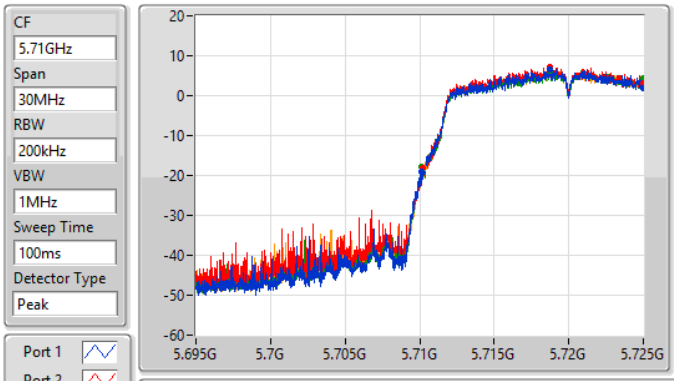

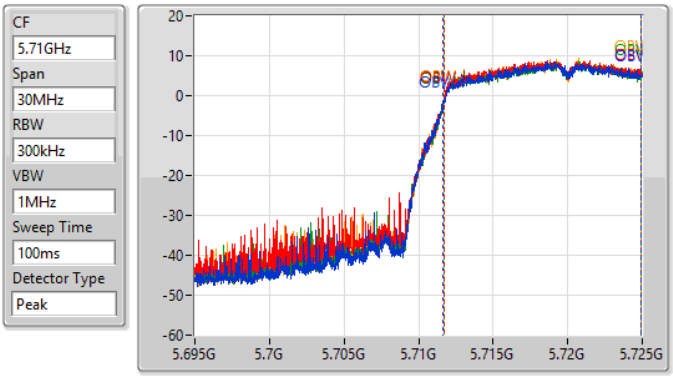

26dB(Hz)	Fl-26dB(Hz)	Fh-26dB(Hz)	OBW(Hz)	Fl-OBW(Hz)	Fh-OBW(Hz)	Limit(Hz)	Port
14.835M	5.710165G	5.725G	13.259M	5.71166G	5.724919G	Inf	1
14.805M	5.710195G	5.725G	13.2M	5.711717G	5.724916G	Inf	2
14.91M	5.71009G	5.725G	13.2M	5.711726G	5.724925G	Inf	3
14.685M	5.710315G	5.725G	13.192M	5.711738G	5.72493G	Inf	4

802.11a_Nss1,(6Mbps)_4TX EBW

5720MHz Straddle 5.725-5.85GHz

27/09/2022

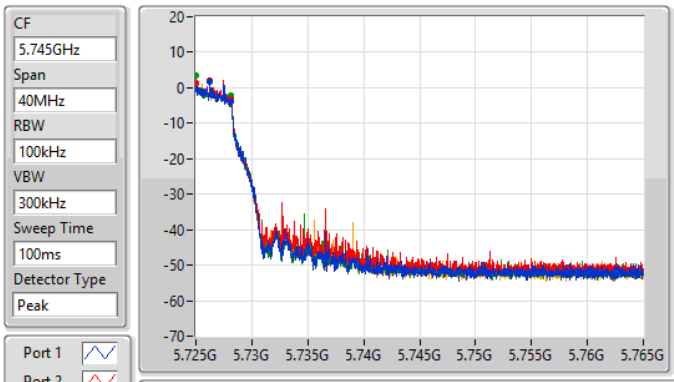

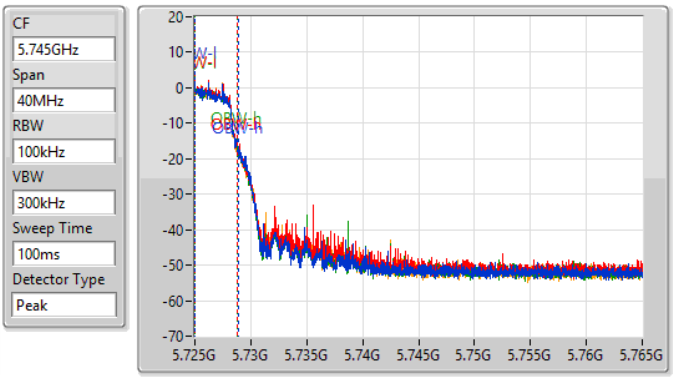

6dB(Hz)	Fl-6dB(Hz)	Fh-6dB(Hz)	OBW(Hz)	Fl-OBW(Hz)	Fh-OBW(Hz)	Limit(Hz)	Port
3.14M	5.725G	5.72814G	3.853M	5.725006G	5.728858G	500k	1
3.14M	5.725G	5.72814G	3.781M	5.725011G	5.728792G	500k	2
3.12M	5.725G	5.72812G	3.736M	5.725011G	5.728747G	500k	3
3.14M	5.725G	5.72814G	3.758M	5.725006G	5.728763G	500k	4

802.11a_Nss1,(6Mbps)_4TX EBW

5720MHz Straddle 5.725-5.85GHz

27/09/2022

CF 5.745GHz
Span 40MHz
RBW 100kHz
VBW 300kHz
Sweep Time 100ms
Detector Type Peak

Port 1
Port 2
Port 3
Port 4

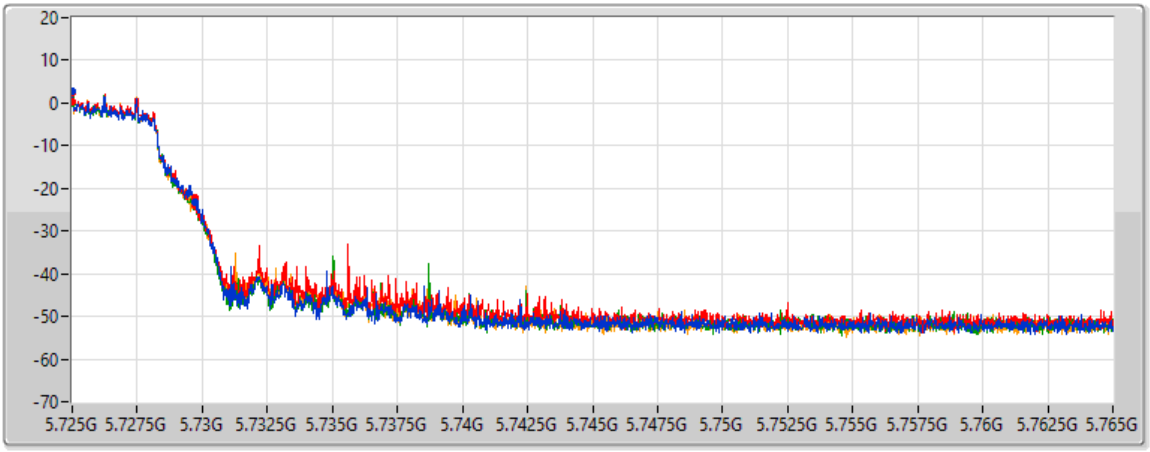

26dB(Hz)	Fl-26dB(Hz)	Fh-26dB(Hz)	Limit(Hz)	Port
4.72M	5.725G	5.72972G	Inf	1
4.72M	5.725G	5.72972G	Inf	2
4.64M	5.725G	5.72964G	Inf	3
4.58M	5.725G	5.72958G	Inf	4

802.11ax HEW20_Nss1,(MCS0)_4TX EBW

5260MHz

27/09/2022

CF 5.26GHz
Span 60MHz
RBW 300kHz
VBW 1MHz
Sweep Time 100ms
Detector Type Peak

Port 1
Port 2
Port 3
Port 4

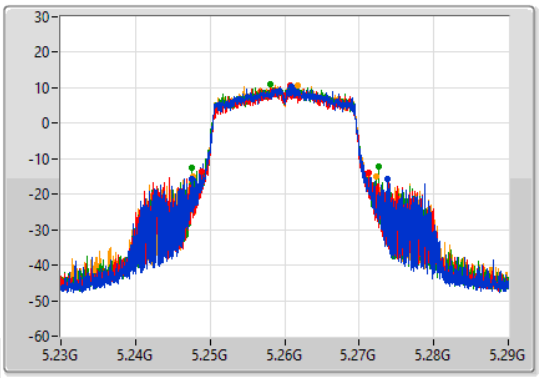

CF 5.26GHz
Span 60MHz
RBW 300kHz
VBW 1MHz
Sweep Time 100ms
Detector Type Peak

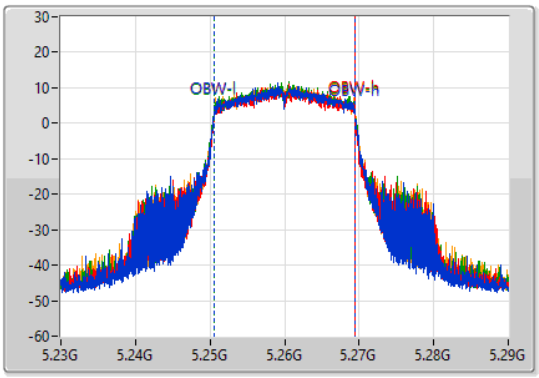

26dB(Hz)	Fl-26dB(Hz)	Fh-26dB(Hz)	OBW(Hz)	Fl-OBW(Hz)	Fh-OBW(Hz)	Limit(Hz)	Port
26.31M	5.24755G	5.27386G	18.925M	5.250533G	5.269458G	Inf	1
22.41M	5.24887G	5.27128G	18.878M	5.250566G	5.269444G	Inf	2
24.99M	5.24758G	5.27257G	18.916M	5.250528G	5.269444G	Inf	3
24.57M	5.24773G	5.2723G	18.933M	5.25053G	5.269463G	Inf	4

802.11ax HEW20_Nss1,(MCS0)_4TX EBW

5300MHz

27/09/2022

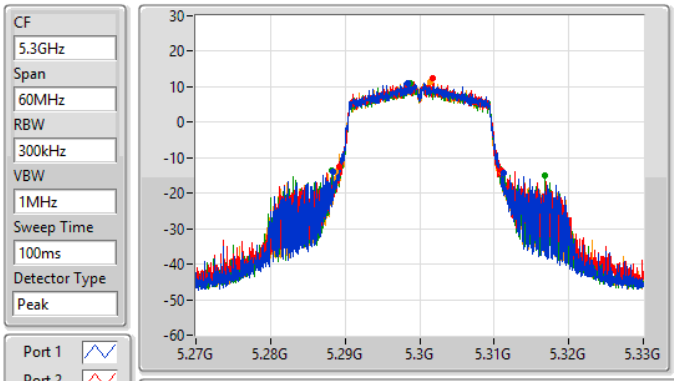

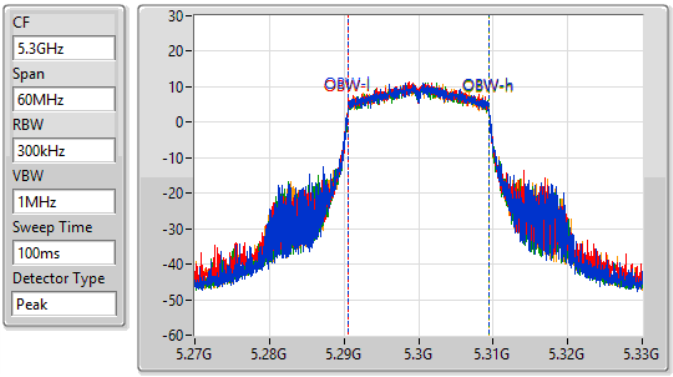

26dB(Hz)	Fl-26dB(Hz)	Fh-26dB(Hz)	OBW(Hz)	Fl-OBW(Hz)	Fh-OBW(Hz)	Limit(Hz)	Port
22.95M	5.28839G	5.31134G	18.947M	5.290521G	5.309468G	Inf	1
21.78M	5.28923G	5.31101G	18.917M	5.290532G	5.309449G	Inf	2
28.59M	5.28824G	5.31683G	18.914M	5.290548G	5.309462G	Inf	3
22.17M	5.28875G	5.31092G	18.934M	5.290516G	5.309451G	Inf	4

802.11ax HEW20_Nss1,(MCS0)_4TX EBW

5320MHz

27/09/2022

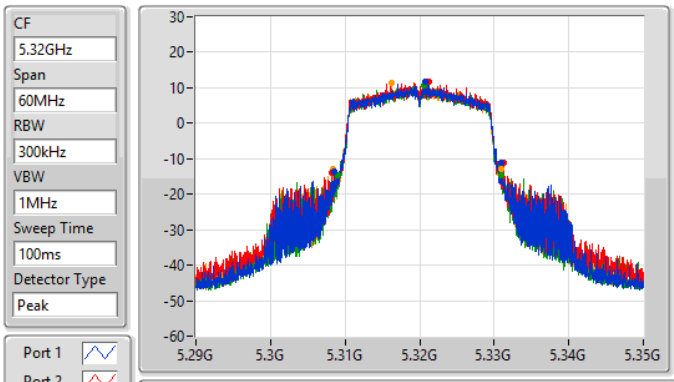

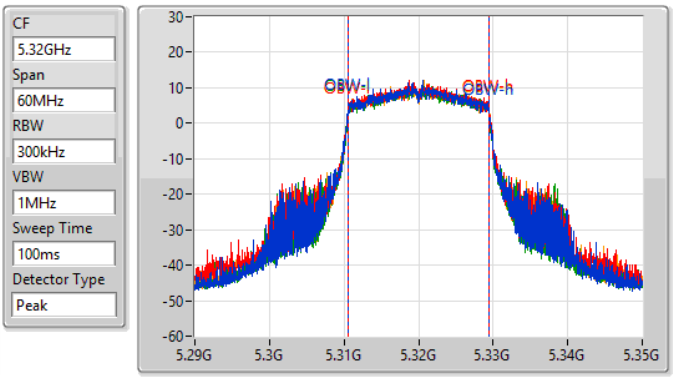

26dB(Hz)	Fl-26dB(Hz)	Fh-26dB(Hz)	OBW(Hz)	Fl-OBW(Hz)	Fh-OBW(Hz)	Limit(Hz)	Port
22.41M	5.3086G	5.33101G	18.943M	5.31052G	5.329462G	Inf	1
22.95M	5.3083G	5.33125G	18.948M	5.310524G	5.329472G	Inf	2
21.84M	5.30911G	5.33095G	18.903M	5.310544G	5.329447G	Inf	3
22.59M	5.30842G	5.33101G	18.924M	5.310533G	5.329457G	Inf	4

802.11ax HEW20_Nss1,(MCS0)_4TX EBW

5500MHz

27/09/2022

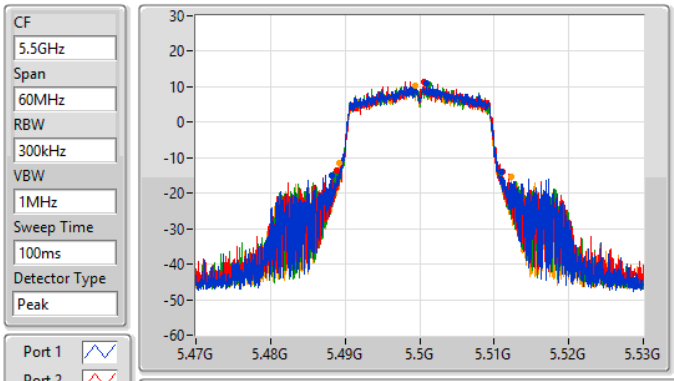

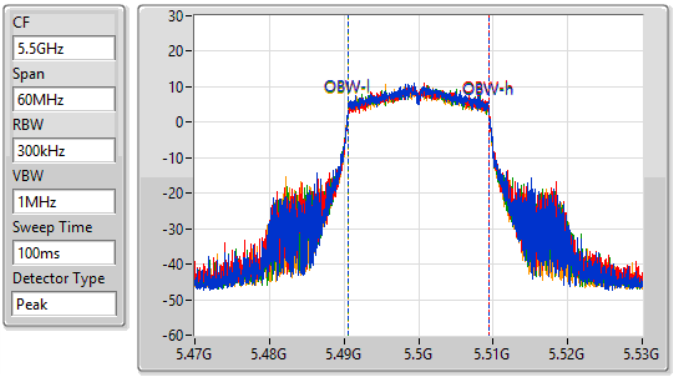

26dB(Hz)	Fl-26dB(Hz)	Fh-26dB(Hz)	OBW(Hz)	Fl-OBW(Hz)	Fh-OBW(Hz)	Limit(Hz)	Port
22.59M	5.4883G	5.51089G	18.918M	5.49053G	5.509449G	Inf	1
22.35M	5.48881G	5.51116G	18.944M	5.490534G	5.509478G	Inf	2
22.14M	5.48878G	5.51092G	18.901M	5.490541G	5.509443G	Inf	3
23.19M	5.48914G	5.51233G	18.922M	5.490516G	5.509438G	Inf	4

802.11ax HEW20_Nss1,(MCS0)_4TX EBW

5580MHz

27/09/2022

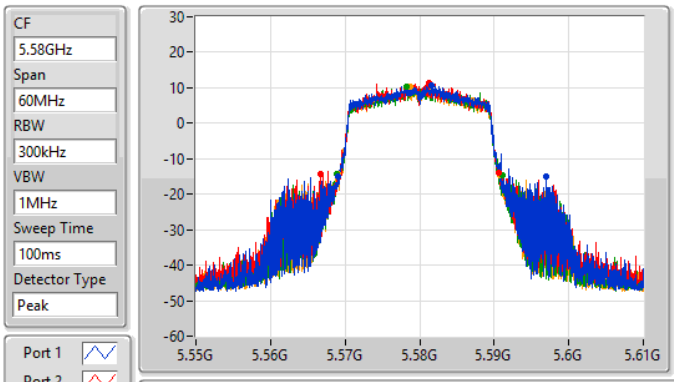

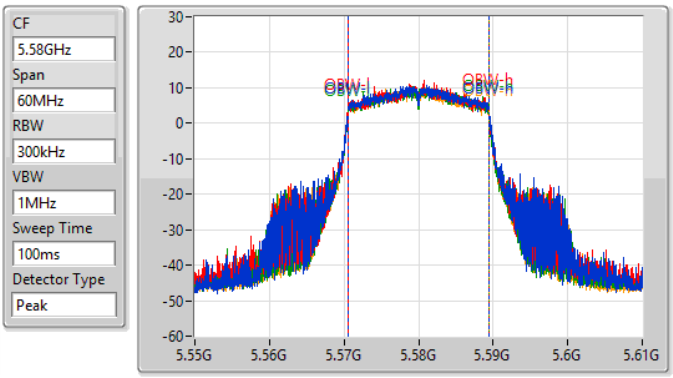

26dB(Hz)	Fl-26dB(Hz)	Fh-26dB(Hz)	OBW(Hz)	Fl-OBW(Hz)	Fh-OBW(Hz)	Limit(Hz)	Port
27.9M	5.56899G	5.59689G	18.961M	5.570534G	5.589496G	Inf	1
23.94M	5.56674G	5.59068G	18.936M	5.570523G	5.589459G	Inf	2
22.17M	5.5689G	5.59107G	18.933M	5.570518G	5.589451G	Inf	3
21.69M	5.56908G	5.59077G	18.911M	5.570531G	5.589442G	Inf	4

802.11ax HEW20_Nss1,(MCS0)_4TX EBW

5700MHz

27/09/2022

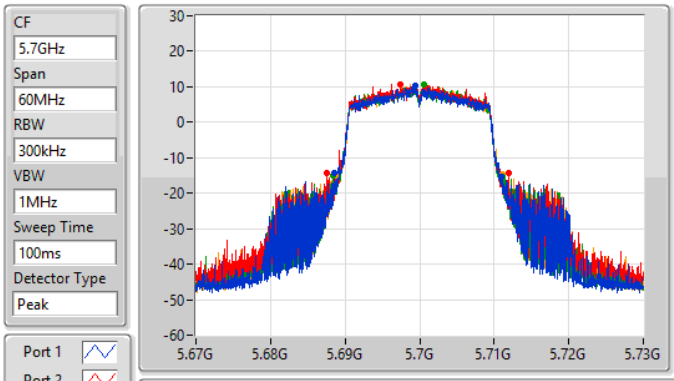

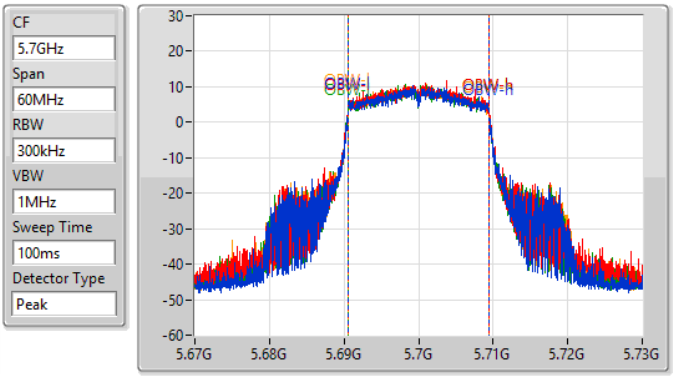

26dB(Hz)	Fl-26dB(Hz)	Fh-26dB(Hz)	OBW(Hz)	Fl-OBW(Hz)	Fh-OBW(Hz)	Limit(Hz)	Port
22.35M	5.6886G	5.71095G	18.948M	5.690516G	5.709465G	Inf	1
24.33M	5.68761G	5.71194G	18.912M	5.690531G	5.709443G	Inf	2
22.74M	5.68842G	5.71116G	18.945M	5.690503G	5.709448G	Inf	3
22.26M	5.68878G	5.71104G	18.928M	5.690513G	5.709441G	Inf	4

802.11ax HEW20_Nss1,(MCS0)_4TX EBW

5720MHz Straddle 5.47-5.725GHz

27/09/2022

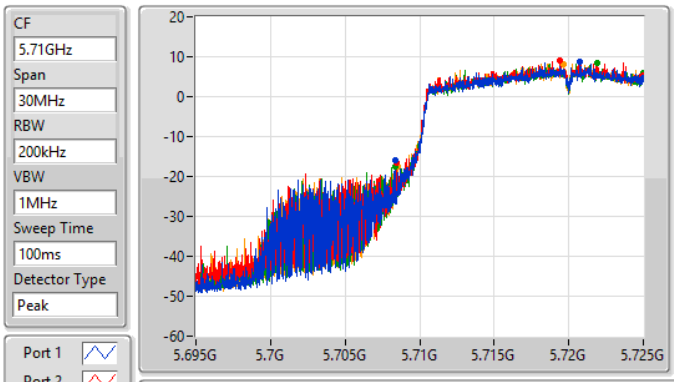

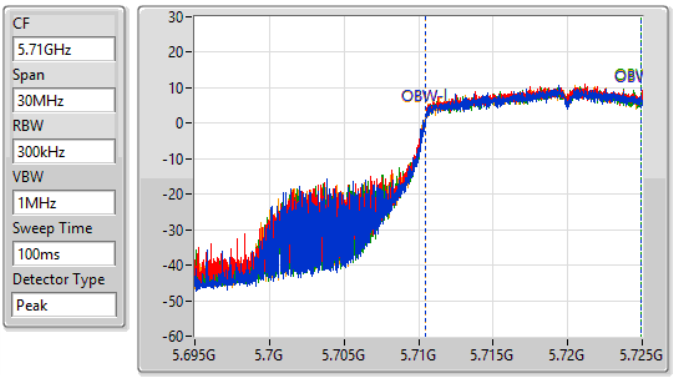

26dB(Hz)	Fl-26dB(Hz)	Fh-26dB(Hz)	OBW(Hz)	Fl-OBW(Hz)	Fh-OBW(Hz)	Limit(Hz)	Port
16.665M	5.708335G	5.725G	14.439M	5.710474G	5.724913G	Inf	1
16.53M	5.70847G	5.725G	14.461M	5.710469G	5.724931G	Inf	2
16.605M	5.708395G	5.725G	14.453M	5.710459G	5.724912G	Inf	3
16.485M	5.708515G	5.725G	14.45M	5.710469G	5.724919G	Inf	4

802.11ax HEW20_Nss1,(MCS0)_4TX EBW

5720MHz Straddle 5.725-5.85GHz

27/09/2022

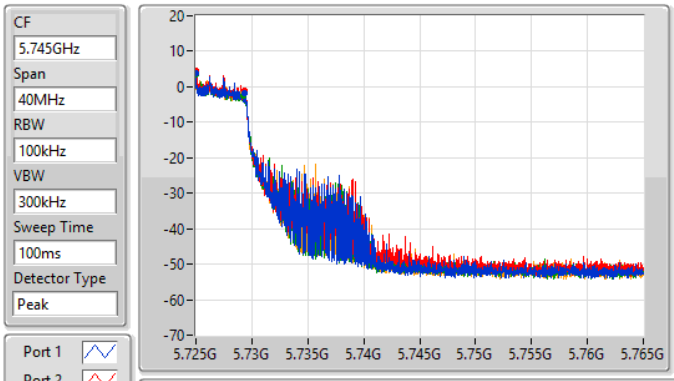

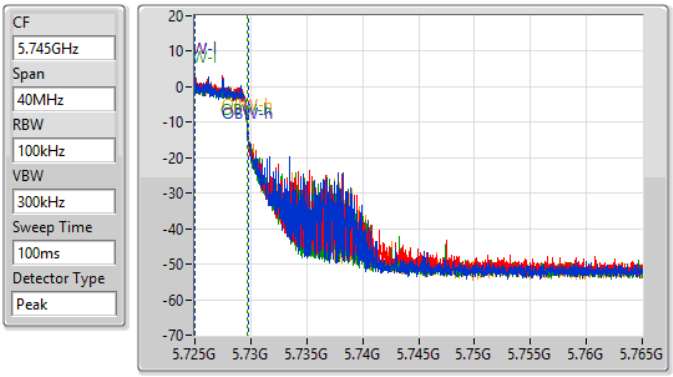

6dB(Hz)	Fl-6dB(Hz)	Fh-6dB(Hz)	OBW(Hz)	Fl-OBW(Hz)	Fh-OBW(Hz)	Limit(Hz)	Port
4.36M	5.725G	5.72936G	4.807M	5.725007G	5.729814G	500k	1
4.3M	5.725G	5.7293G	4.749M	5.725008G	5.729756G	500k	2
4.18M	5.725G	5.72918G	4.715M	5.725012G	5.729727G	500k	3
4.26M	5.725G	5.72926G	4.734M	5.725007G	5.729741G	500k	4

802.11ax HEW20_Nss1,(MCS0)_4TX EBW

5720MHz Straddle 5.725-5.85GHz

27/09/2022

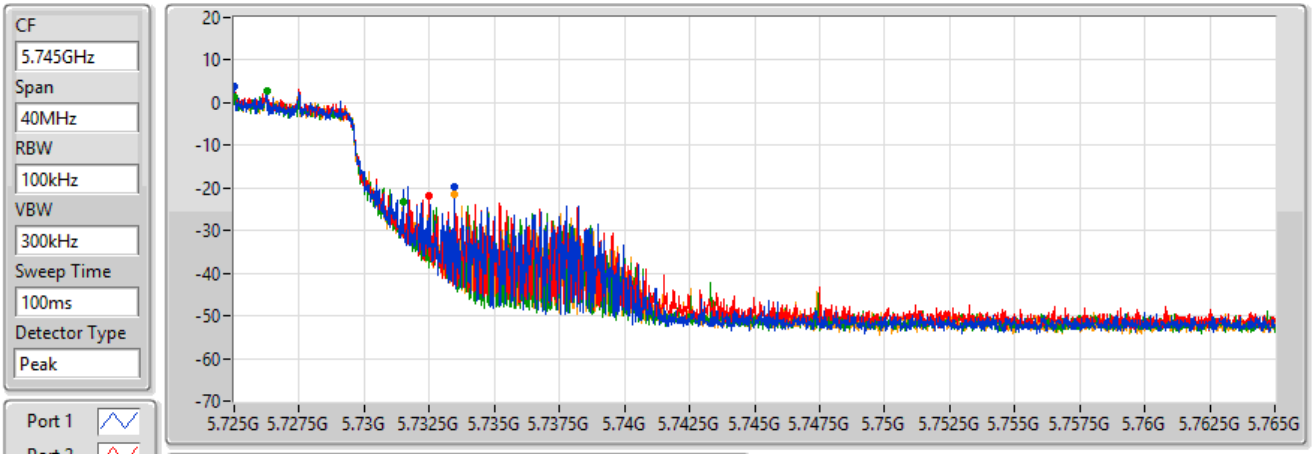

26dB(Hz)	Fl-26dB(Hz)	Fh-26dB(Hz)	Limit(Hz)	Port
8.46M	5.725G	5.73346G	Inf	1
7.5M	5.725G	5.7325G	Inf	2
6.48M	5.725G	5.73148G	Inf	3
8.48M	5.725G	5.73348G	Inf	4

802.11ax HEW40_Nss1,(MCS0)_4TX EBW

5270MHz

27/09/2022

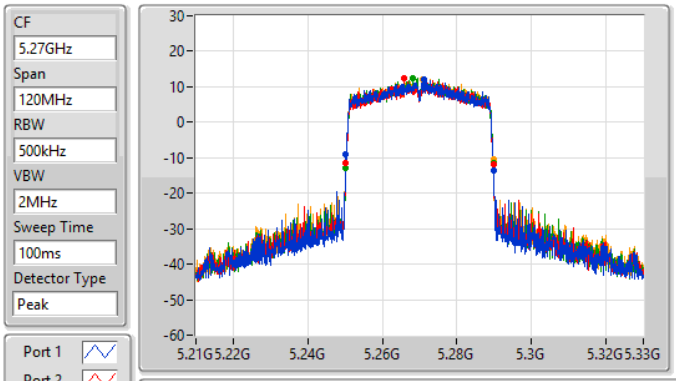

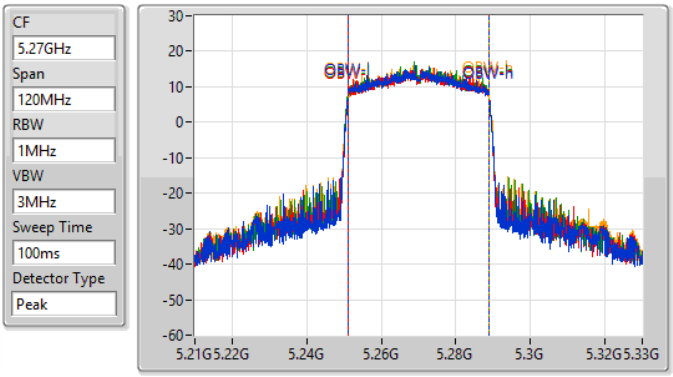

26dB(Hz)	Fl-26dB(Hz)	Fh-26dB(Hz)	OBW(Hz)	Fl-OBW(Hz)	Fh-OBW(Hz)	Limit(Hz)	Port
39.6M	5.25026G	5.28986G	37.58M	5.25119G	5.28877G	Inf	1
39.54M	5.2502G	5.28974G	37.534M	5.251253G	5.288786G	Inf	2
39.66M	5.25014G	5.2898G	37.58M	5.251195G	5.288774G	Inf	3
39.66M	5.25014G	5.2898G	37.548M	5.251219G	5.288767G	Inf	4

802.11ax HEW40_Nss1,(MCS0)_4TX EBW

5310MHz

27/09/2022

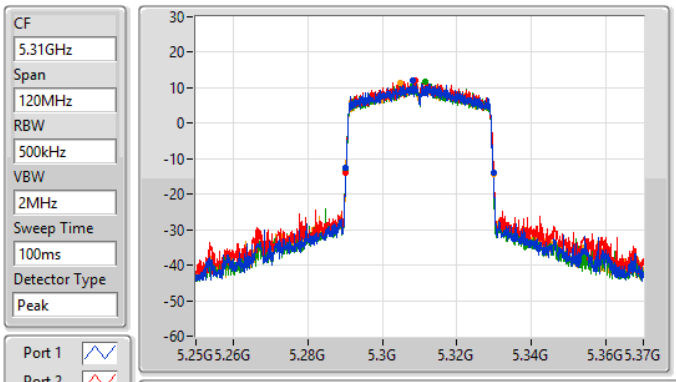

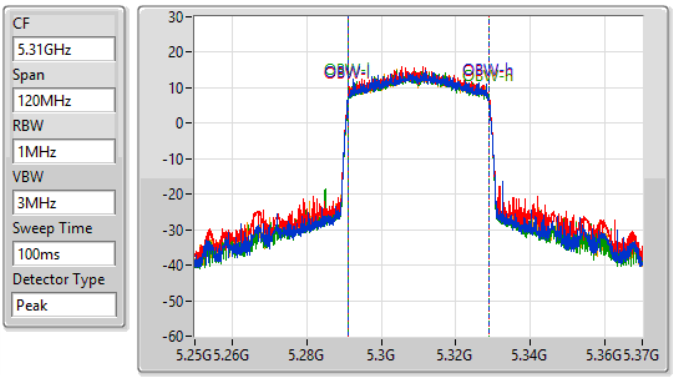

26dB(Hz)	Fl-26dB(Hz)	Fh-26dB(Hz)	OBW(Hz)	Fl-OBW(Hz)	Fh-OBW(Hz)	Limit(Hz)	Port
39.54M	5.29026G	5.3298G	37.538M	5.291189G	5.328726G	Inf	1
39.6M	5.2902G	5.3298G	37.55M	5.291199G	5.328749G	Inf	2
39.66M	5.2902G	5.32986G	37.584M	5.291183G	5.328767G	Inf	3
39.6M	5.2902G	5.3298G	37.581M	5.291195G	5.328775G	Inf	4

802.11ax HEW40_Nss1,(MCS0)_4TX EBW

5510MHz

27/09/2022

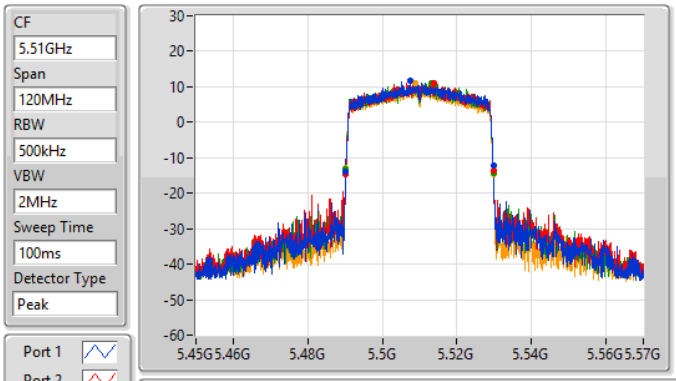

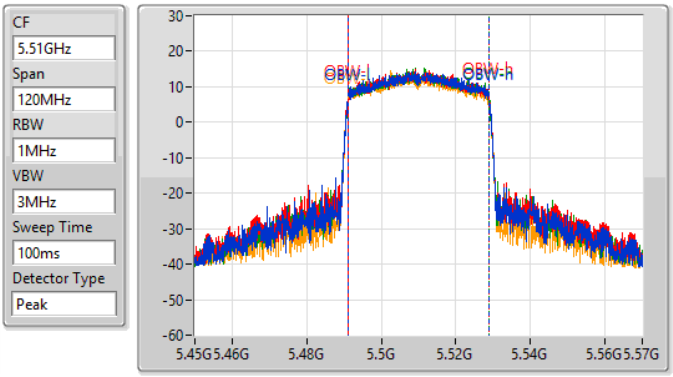

26dB(Hz)	Fl-26dB(Hz)	Fh-26dB(Hz)	OBW(Hz)	Fl-OBW(Hz)	Fh-OBW(Hz)	Limit(Hz)	Port
39.6M	5.4902G	5.5298G	37.59M	5.491209G	5.528799G	Inf	1
39.6M	5.4902G	5.5298G	37.548M	5.491272G	5.52882G	Inf	2
39.54M	5.49026G	5.5298G	37.546M	5.491219G	5.528765G	Inf	3
39.6M	5.4902G	5.5298G	37.61M	5.491158G	5.528768G	Inf	4

802.11ax HEW40_Nss1,(MCS0)_4TX EBW

5550MHz

27/09/2022

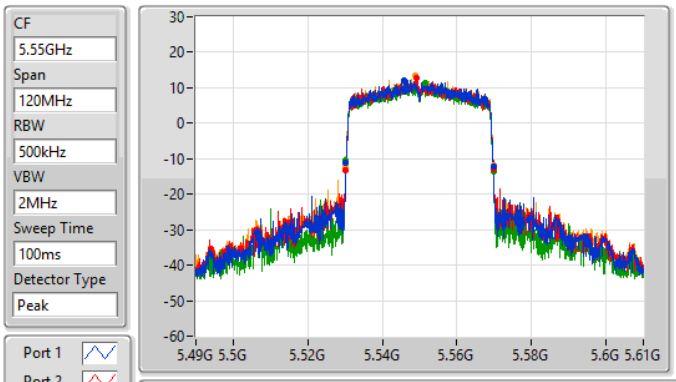

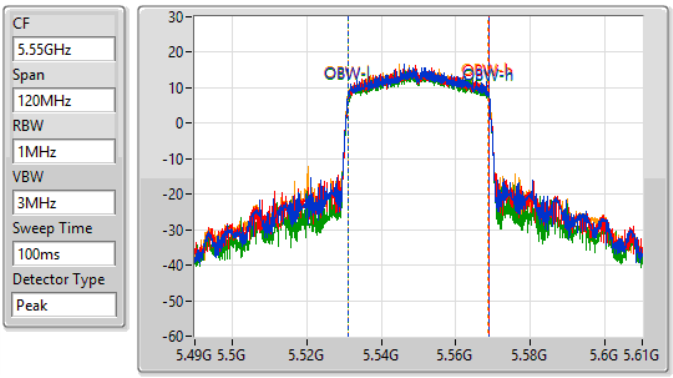

26dB(Hz)	Fl-26dB(Hz)	Fh-26dB(Hz)	OBW(Hz)	Fl-OBW(Hz)	Fh-OBW(Hz)	Limit(Hz)	Port
39.54M	5.5302G	5.56974G	37.585M	5.531212G	5.568797G	Inf	1
39.66M	5.5302G	5.56986G	37.525M	5.531254G	5.568779G	Inf	2
39.48M	5.53026G	5.56974G	37.592M	5.53116G	5.568752G	Inf	3
39.54M	5.5302G	5.56974G	37.604M	5.531113G	5.568717G	Inf	4

802.11ax HEW40_Nss1,(MCS0)_4TX EBW

5670MHz

27/09/2022

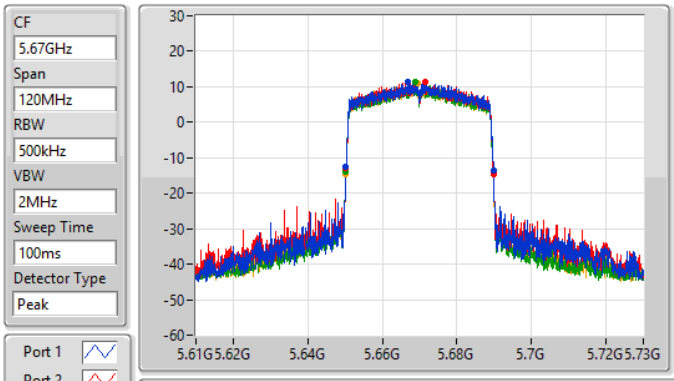

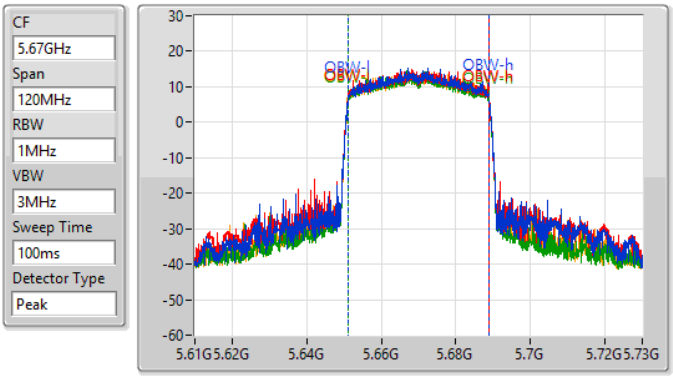

26dB(Hz)	Fl-26dB(Hz)	Fh-26dB(Hz)	OBW(Hz)	Fl-OBW(Hz)	Fh-OBW(Hz)	Limit(Hz)	Port
39.6M	5.6502G	5.6898G	37.522M	5.651247G	5.688769G	Inf	1
39.6M	5.65014G	5.68974G	37.544M	5.651217G	5.688761G	Inf	2
39.54M	5.65026G	5.6898G	37.56M	5.651192G	5.688752G	Inf	3
39.6M	5.65014G	5.68974G	37.547M	5.65122G	5.688767G	Inf	4

802.11ax HEW40_Nss1,(MCS0)_4TX EBW

5710MHz Straddle 5.47-5.725GHz

27/09/2022

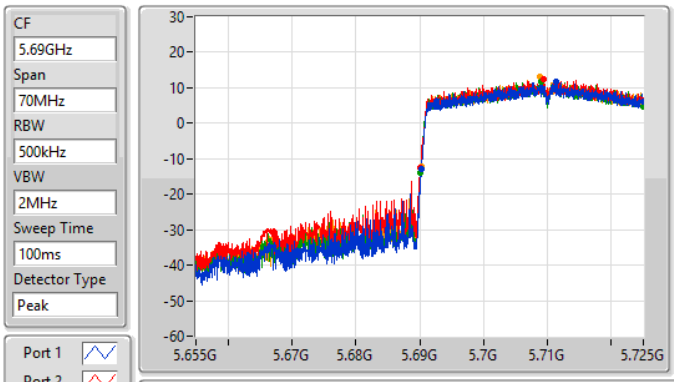

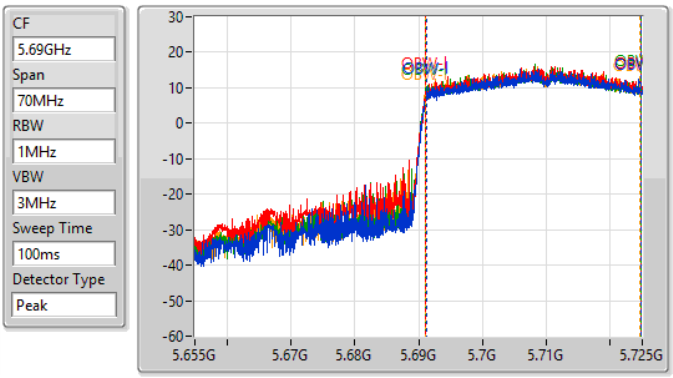

26dB(Hz)	Fl-26dB(Hz)	Fh-26dB(Hz)	OBW(Hz)	Fl-OBW(Hz)	Fh-OBW(Hz)	Limit(Hz)	Port
34.79M	5.69021G	5.725G	33.578M	5.69118G	5.724758G	Inf	1
34.825M	5.690175G	5.725G	33.578M	5.691164G	5.724742G	Inf	2
34.825M	5.690175G	5.725G	33.582M	5.691142G	5.724724G	Inf	3
34.755M	5.690245G	5.725G	33.532M	5.691154G	5.724686G	Inf	4

802.11ax HEW40_Nss1,(MCS0)_4TX EBW

5710MHz Straddle 5.725-5.85GHz

27/09/2022

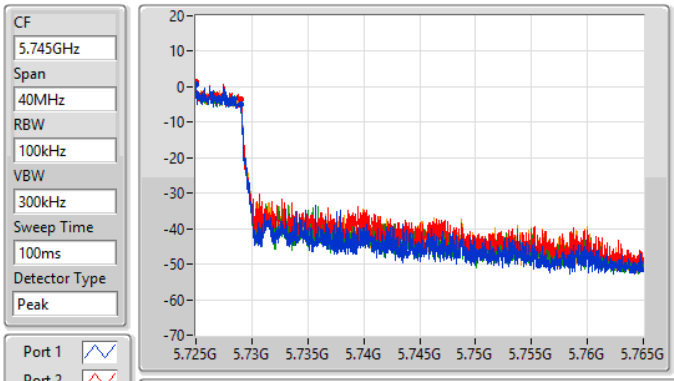

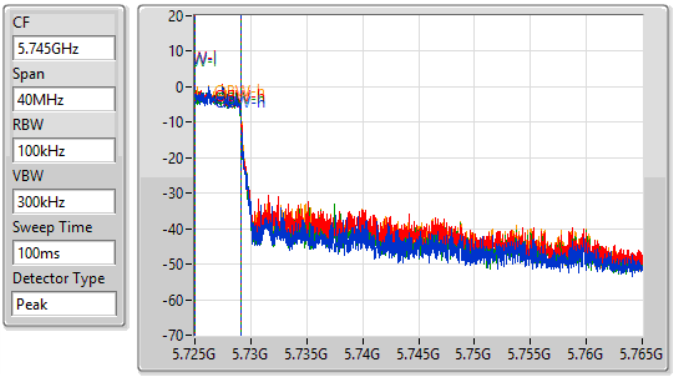

6dB(Hz)	Fl-6dB(Hz)	Fh-6dB(Hz)	OBW(Hz)	Fl-OBW(Hz)	Fh-OBW(Hz)	Limit(Hz)	Port
4.02M	5.725G	5.72902G	4.133M	5.725008G	5.729141G	500k	1
4.02M	5.725G	5.72902G	4.163M	5.725008G	5.72917G	500k	2
3.96M	5.725G	5.72896G	4.149M	5.725008G	5.729157G	500k	3
3.9M	5.725G	5.7289G	4.168M	5.725008G	5.729175G	500k	4

802.11ax HEW40_Nss1,(MCS0)_4TX EBW

5710MHz Straddle 5.725-5.85GHz

27/09/2022

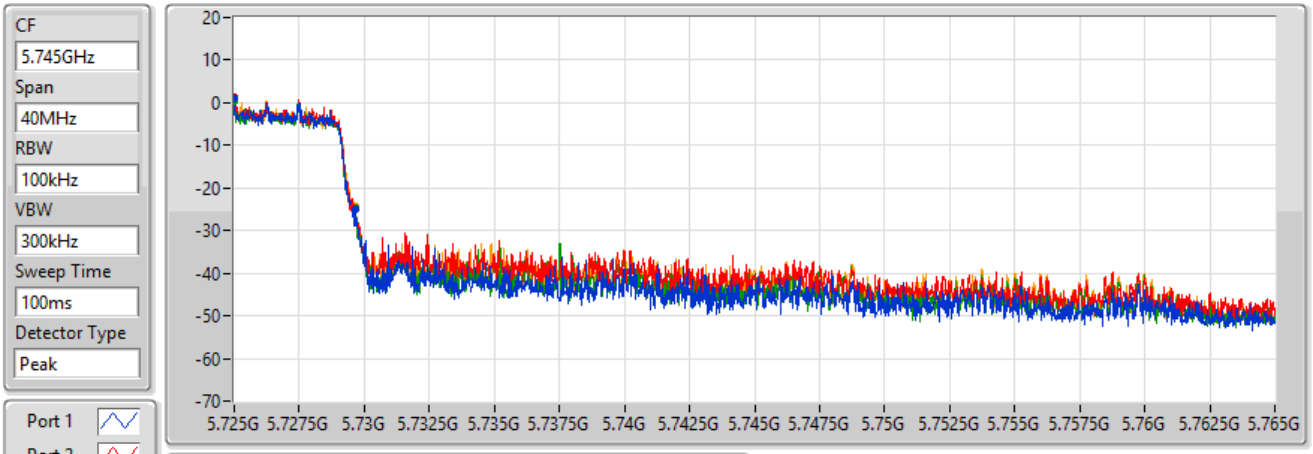

26dB(Hz)	Fl-26dB(Hz)	Fh-26dB(Hz)	Limit(Hz)	Port
4.64M	5.725G	5.72964G	Inf	1
4.54M	5.725G	5.72954G	Inf	2
4.64M	5.725G	5.72964G	Inf	3
4.66M	5.725G	5.72966G	Inf	4

802.11ax HEW80_Nss1,(MCS0)_4TX EBW

5290MHz

27/09/2022

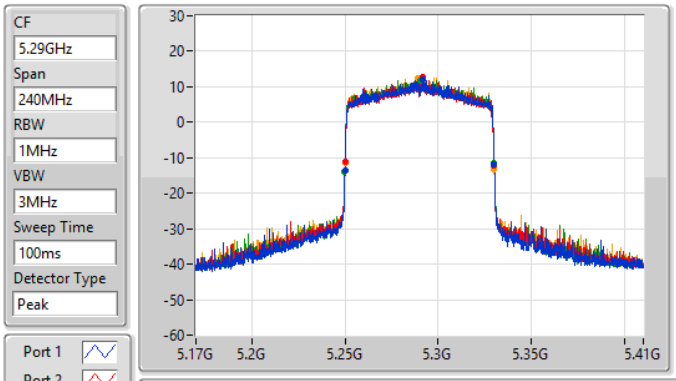

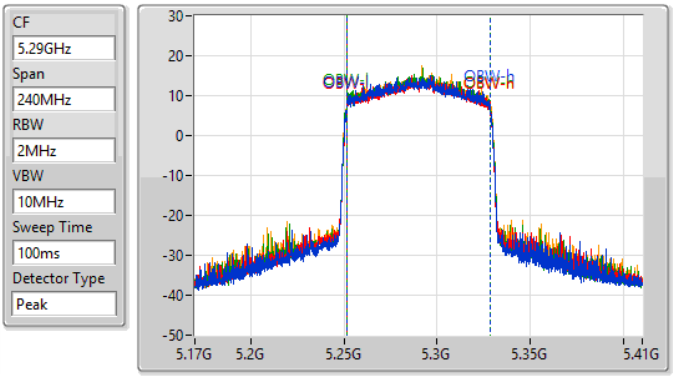

26dB(Hz)	Fl-26dB(Hz)	Fh-26dB(Hz)	OBW(Hz)	Fl-OBW(Hz)	Fh-OBW(Hz)	Limit(Hz)	Port
80.16M	5.24992G	5.33008G	76.721M	5.251556G	5.328277G	Inf	1
80.04M	5.25004G	5.33008G	76.678M	5.251494G	5.328173G	Inf	2
80.28M	5.2498G	5.33008G	76.8M	5.251563G	5.328363G	Inf	3
80.16M	5.24992G	5.33008G	76.796M	5.251638G	5.328433G	Inf	4

802.11ax HEW80_Nss1,(MCS0)_4TX EBW

5530MHz

27/09/2022

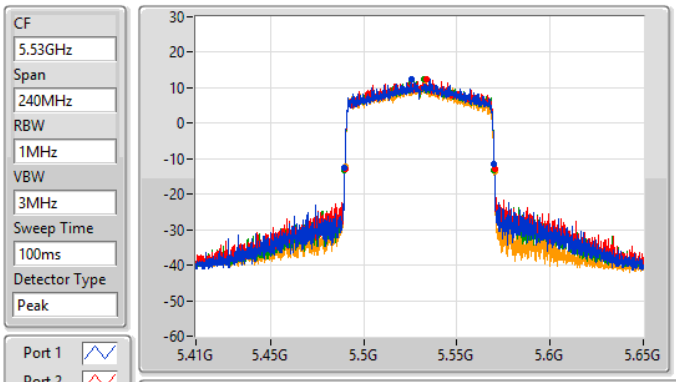

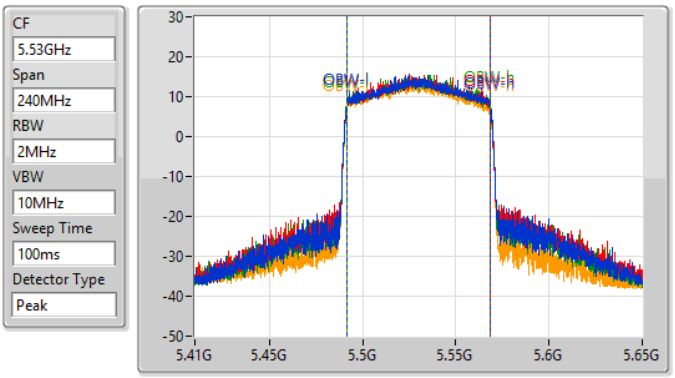

26dB(Hz)	Fl-26dB(Hz)	Fh-26dB(Hz)	OBW(Hz)	Fl-OBW(Hz)	Fh-OBW(Hz)	Limit(Hz)	Port
80.28M	5.4898G	5.57008G	76.824M	5.491547G	5.56837G	Inf	1
80.28M	5.48992G	5.5702G	76.762M	5.491618G	5.56838G	Inf	2
80.28M	5.4898G	5.57008G	76.886M	5.491525G	5.568411G	Inf	3
80.28M	5.48992G	5.5702G	76.741M	5.49148G	5.568221G	Inf	4

802.11ax HEW80_Nss1,(MCS0)_4TX EBW

5610MHz

27/09/2022

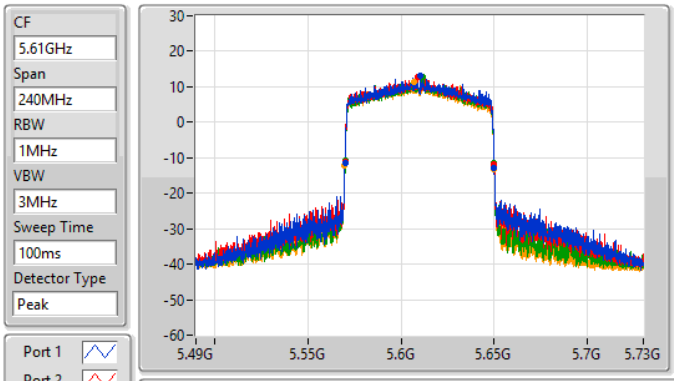

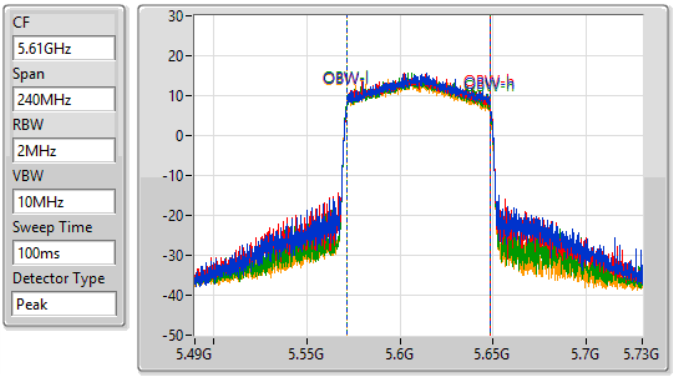

26dB(Hz)	Fl-26dB(Hz)	Fh-26dB(Hz)	OBW(Hz)	Fl-OBW(Hz)	Fh-OBW(Hz)	Limit(Hz)	Port
80.16M	5.56992G	5.65008G	76.706M	5.57162G	5.648326G	Inf	1
80.16M	5.56992G	5.65008G	76.841M	5.571508G	5.648349G	Inf	2
80.04M	5.57004G	5.65008G	76.785M	5.571459G	5.648245G	Inf	3
80.28M	5.5698G	5.65008G	76.666M	5.571446G	5.648112G	Inf	4

802.11ax HEW80_Nss1,(MCS0)_4TX EBW

5690MHz Straddle 5.47-5.725GHz

27/09/2022

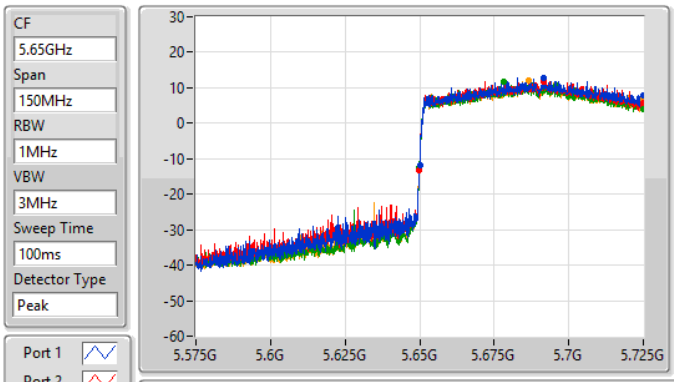

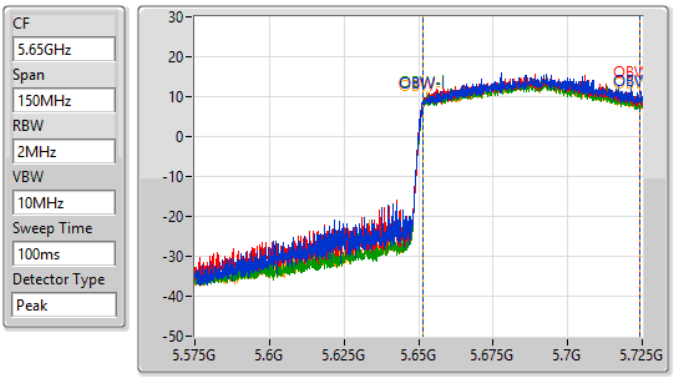

26dB(Hz)	Fl-26dB(Hz)	Fh-26dB(Hz)	OBW(Hz)	Fl-OBW(Hz)	Fh-OBW(Hz)	Limit(Hz)	Port
75M	5.65G	5.725G	72.809M	5.651552G	5.724361G	Inf	1
75.15M	5.64985G	5.725G	72.776M	5.651491G	5.724267G	Inf	2
75.225M	5.649775G	5.725G	72.892M	5.65137G	5.724262G	Inf	3
75.075M	5.649925G	5.725G	72.823M	5.651437G	5.72426G	Inf	4

802.11ax HEW80_Nss1,(MCS0)_4TX EBW

5690MHz Straddle 5.725-5.85GHz

27/09/2022

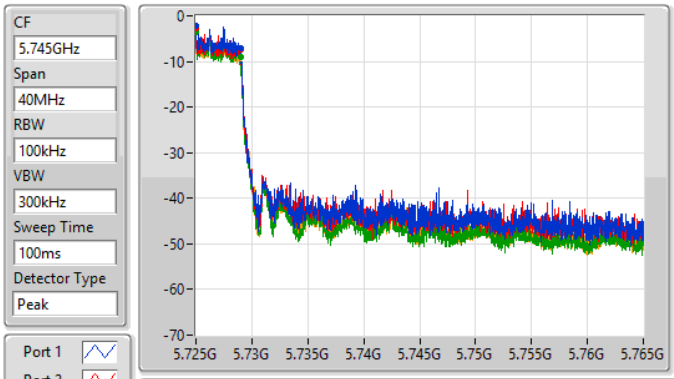

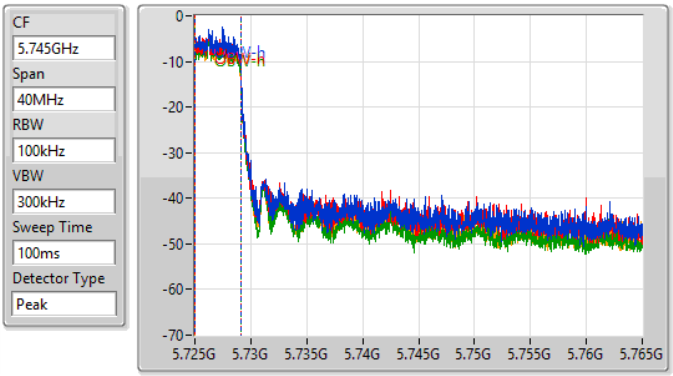

6dB(Hz)	Fl-6dB(Hz)	Fh-6dB(Hz)	OBW(Hz)	Fl-OBW(Hz)	Fh-OBW(Hz)	Limit(Hz)	Port
4M	5.725G	5.729G	4.142M	5.725008G	5.72915G	500k	1
4.02M	5.725G	5.72902G	4.157M	5.725008G	5.729165G	500k	2
4.02M	5.725G	5.72902G	4.133M	5.725009G	5.729142G	500k	3
3.92M	5.725G	5.72892G	4.159M	5.725008G	5.729167G	500k	4

802.11ax HEW80_Nss1,(MCS0)_4TX EBW

5690MHz Straddle 5.725-5.85GHz

27/09/2022

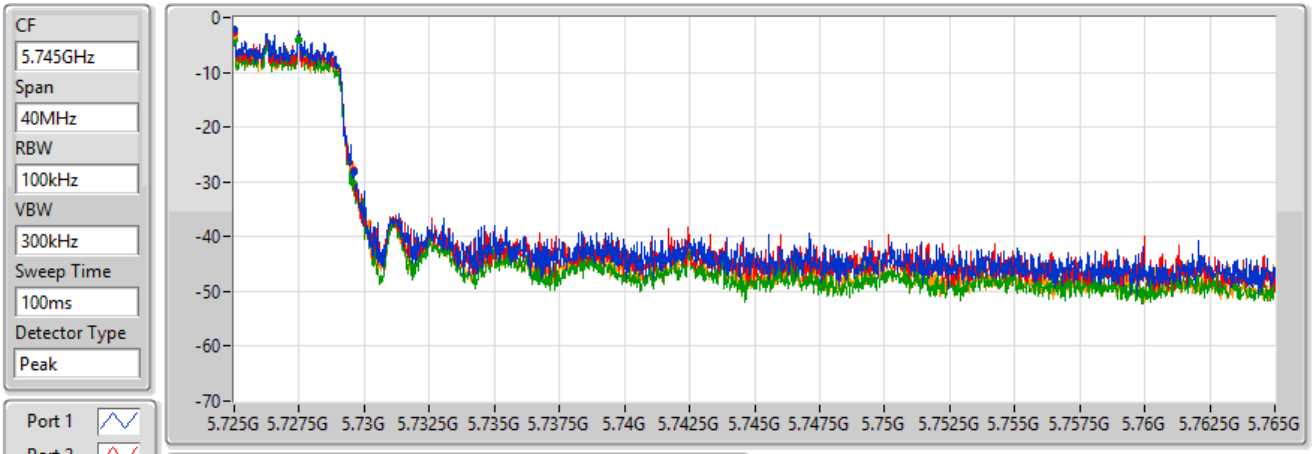

26dB(Hz)	Fl-26dB(Hz)	Fh-26dB(Hz)	Limit(Hz)	Port
4.58M	5.725G	5.72958G	Inf	1
4.6M	5.725G	5.7296G	Inf	2
4.54M	5.725G	5.72954G	Inf	3
4.54M	5.725G	5.72954G	Inf	4

Summary

Mode	Total Power (dBm)	Total Power (W)
5.25-5.35GHz	-	-
802.11a_Nss1,(6Mbps)_4TX	22.60	0.18197
802.11ax HEW20_Nss1,(MCS0)_4TX	23.16	0.20701
802.11ax HEW40_Nss1,(MCS0)_4TX	23.76	0.23768
802.11ax HEW80_Nss1,(MCS0)_4TX	23.44	0.22080
5.47-5.725GHz	-	-
802.11a_Nss1,(6Mbps)_4TX	22.25	0.16788
802.11ax HEW20_Nss1,(MCS0)_4TX	22.91	0.19543
802.11ax HEW40_Nss1,(MCS0)_4TX	23.85	0.24266
802.11ax HEW80_Nss1,(MCS0)_4TX	23.81	0.24044
5.725-5.85GHz	-	-
802.11a_Nss1,(6Mbps)_4TX	12.99	0.01991
802.11ax HEW20_Nss1,(MCS0)_4TX	14.60	0.02884
802.11ax HEW40_Nss1,(MCS0)_4TX	11.97	0.01574
802.11ax HEW80_Nss1,(MCS0)_4TX	8.03	0.00635

Result

Mode	Result	DG (dBi)	Port 1 (dBm)	Port 2 (dBm)	Port 3 (dBm)	Port 4 (dBm)	Total Power (dBm)	Power Limit (dBm)
802.11a_Nss1,(6Mbps)_4TX	-	-	-	-	-	-	-	-
5260MHz	Pass	4.52	16.38	16.13	16.69	16.84	22.54	23.95
5300MHz	Pass	4.52	16.58	16.89	16.29	16.54	22.60	23.94
5320MHz	Pass	4.52	16.15	16.34	16.04	16.22	22.21	23.94
5500MHz	Pass	4.99	16.44	16.37	16.31	15.75	22.25	23.95
5580MHz	Pass	4.99	16.31	16.29	15.91	15.74	22.09	23.95
5700MHz	Pass	4.99	15.40	16.16	15.74	15.82	21.81	23.95
5720MHz Straddle 5.47-5.725GHz	Pass	4.99	14.90	15.53	14.94	15.14	21.16	22.67
5720MHz Straddle 5.725-5.85GHz	Pass	5.82	6.75	7.29	6.94	6.89	12.99	30.00
802.11ax HEW20_Nss1,(MCS0)_4TX	-	-	-	-	-	-	-	-
5260MHz	Pass	4.52	16.91	16.59	17.39	17.32	23.09	23.98
5300MHz	Pass	4.52	17.07	17.45	17.05	16.99	23.16	23.98
5320MHz	Pass	4.52	17.07	17.46	16.84	17.05	23.13	23.98
5500MHz	Pass	4.99	16.78	16.74	16.62	16.19	22.61	23.98
5580MHz	Pass	4.99	17.11	17.15	16.71	16.57	22.91	23.98
5700MHz	Pass	4.99	16.30	17.08	16.74	16.84	22.77	23.98
5720MHz Straddle 5.47-5.725GHz	Pass	4.99	15.11	15.76	15.27	15.40	21.41	23.17
5720MHz Straddle 5.725-5.85GHz	Pass	5.82	8.39	8.99	8.37	8.54	14.60	30.00
802.11ax HEW40_Nss1,(MCS0)_4TX	-	-	-	-	-	-	-	-
5270MHz	Pass	4.52	17.59	17.42	17.92	18.00	23.76	23.98
5310MHz	Pass	4.52	17.69	18.01	17.47	17.60	23.72	23.98
5510MHz	Pass	4.99	17.82	17.68	17.68	17.11	23.60	23.98
5550MHz	Pass	4.99	17.95	17.97	17.25	18.10	23.85	23.98
5670MHz	Pass	4.99	17.66	17.71	18.32	17.14	23.75	23.98
5710MHz Straddle 5.47-5.725GHz	Pass	4.99	17.32	18.06	17.61	17.82	23.73	23.98
5710MHz Straddle 5.725-5.85GHz	Pass	5.82	5.74	6.32	5.74	5.98	11.97	30.00
802.11ax HEW80_Nss1,(MCS0)_4TX	-	-	-	-	-	-	-	-
5290MHz	Pass	4.52	17.27	17.07	17.60	17.69	23.44	23.98
5530MHz	Pass	4.99	17.74	17.88	17.68	16.86	23.58	23.98
5610MHz	Pass	4.99	17.99	17.93	17.36	16.98	23.61	23.98
5690MHz Straddle 5.47-5.725GHz	Pass	4.99	18.25	18.05	17.33	17.47	23.81	23.98
5690MHz Straddle 5.725-5.85GHz	Pass	5.82	2.79	2.28	1.31	1.47	8.03	30.00

DG = Directional Gain; Port X = Port X output power

802.11a_Nss1,(6Mbps)_4TX — AV Power

5720MHz Straddle 5.47-5.725GHz_TnomVnom

27/09/2022

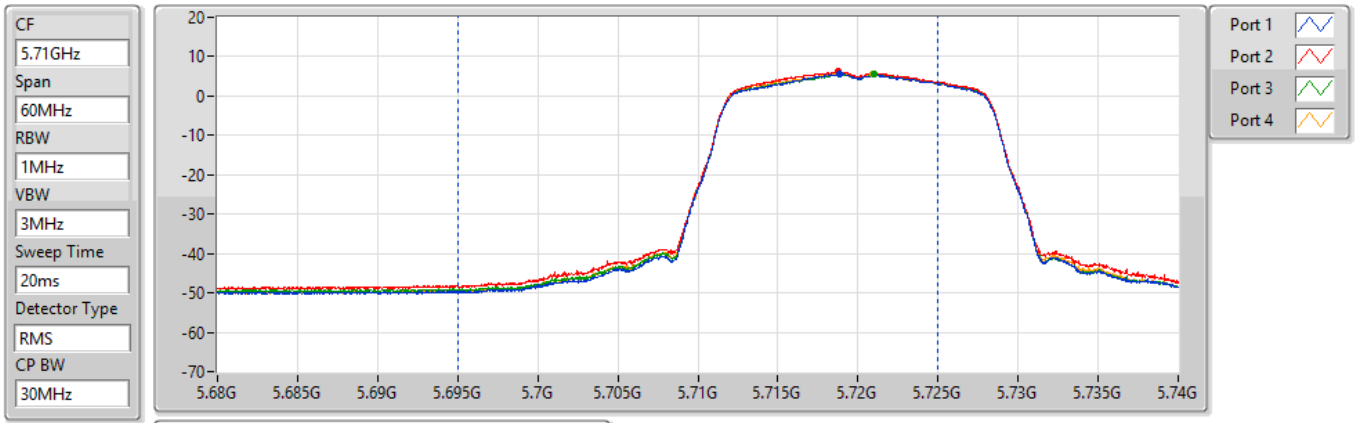

Sum=Total Power
PX=Port X

Sum(dBm)	P1(dBm)	P2(dBm)	P3(dBm)	P4(dBm)
21.16	14.90	15.53	14.94	15.14

802.11a_Nss1,(6Mbps)_4TX — AV Power

5720MHz Straddle 5.725-5.85GHz_TnomVnom

27/09/2022

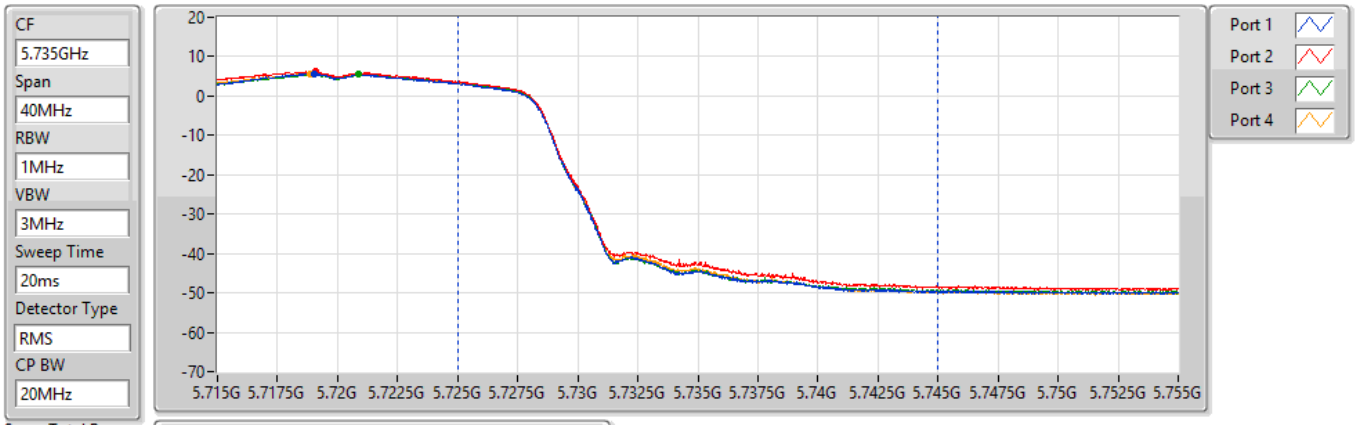

Sum=Total Power
PX=Port X

Sum(dBm)	P1(dBm)	P2(dBm)	P3(dBm)	P4(dBm)
12.99	6.75	7.29	6.94	6.89

802.11ax HEW20_Nss1,(MCS0)_4TX — AV Power

5720MHz Straddle 5.47-5.725GHz_TnomVnom

27/09/2022

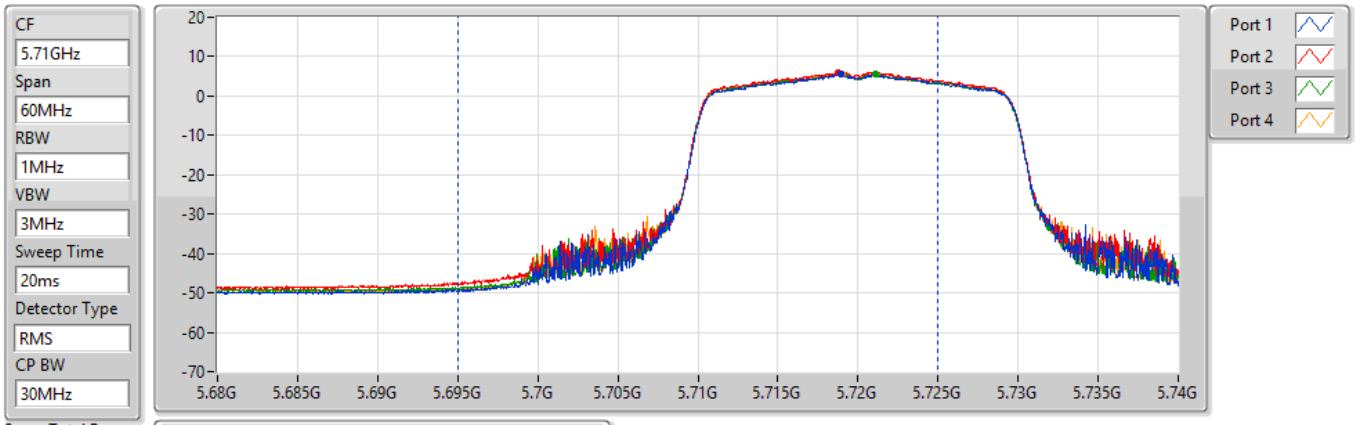

Sum=Total Power
PX=Port X

Sum(dBm)	P1(dBm)	P2(dBm)	P3(dBm)	P4(dBm)
21.41	15.11	15.76	15.27	15.40

802.11ax HEW20_Nss1,(MCS0)_4TX — AV Power

5720MHz Straddle 5.725-5.85GHz_TnomVnom

27/09/2022

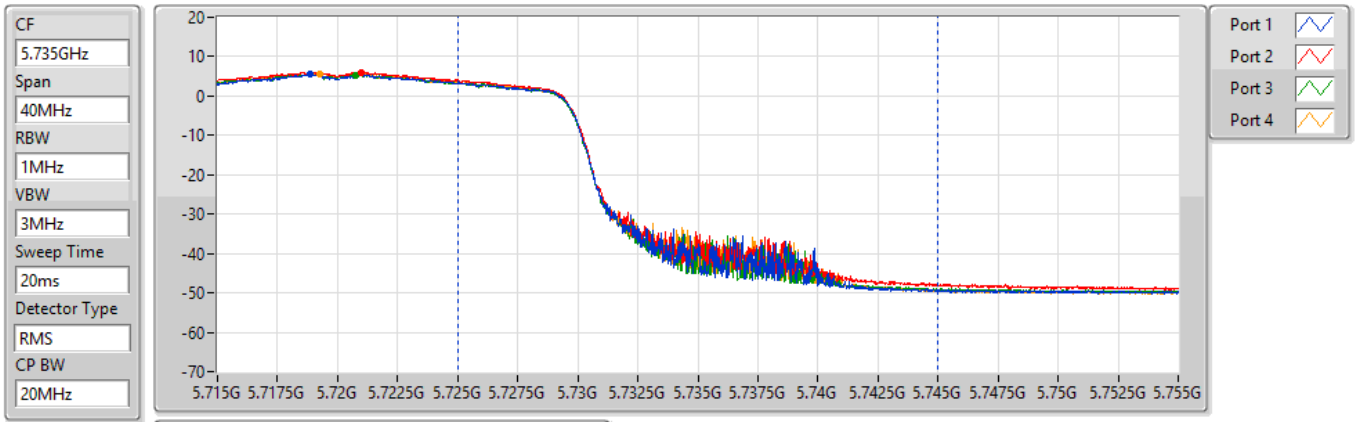

Sum=Total Power
PX=Port X

Sum(dBm)	P1(dBm)	P2(dBm)	P3(dBm)	P4(dBm)
14.60	8.39	8.99	8.37	8.54

802.11ax HEW40_Nss1,(MCS0)_4TX AV Power

5710MHz Straddle 5.47-5.725GHz_TnomVnom

27/09/2022

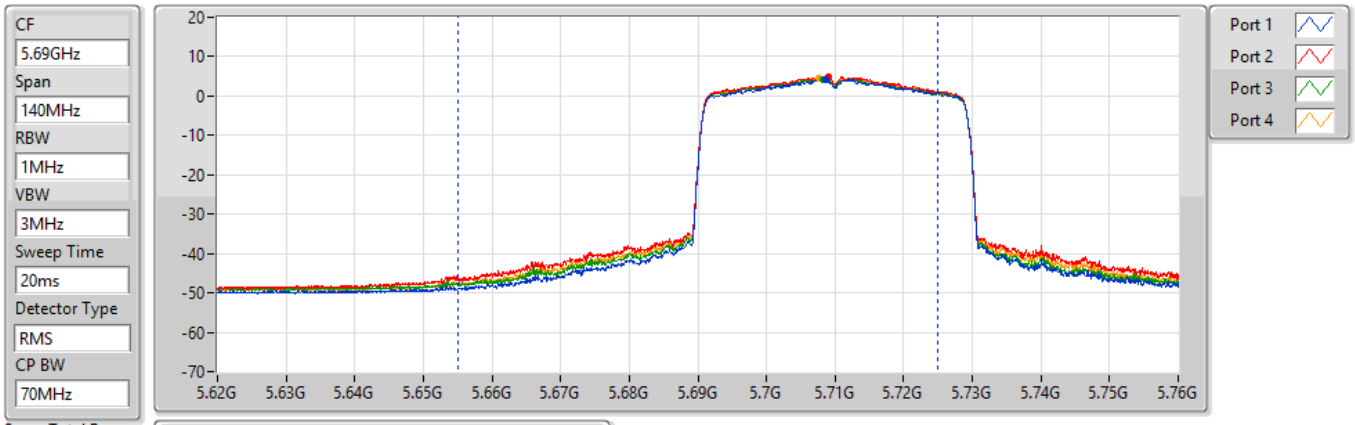

Sum=Total Power
PX=Port X

Sum(dBm)	P1(dBm)	P2(dBm)	P3(dBm)	P4(dBm)
23.73	17.32	18.06	17.61	17.82

802.11ax HEW40_Nss1,(MCS0)_4TX AV Power

5710MHz Straddle 5.725-5.85GHz_TnomVnom

27/09/2022

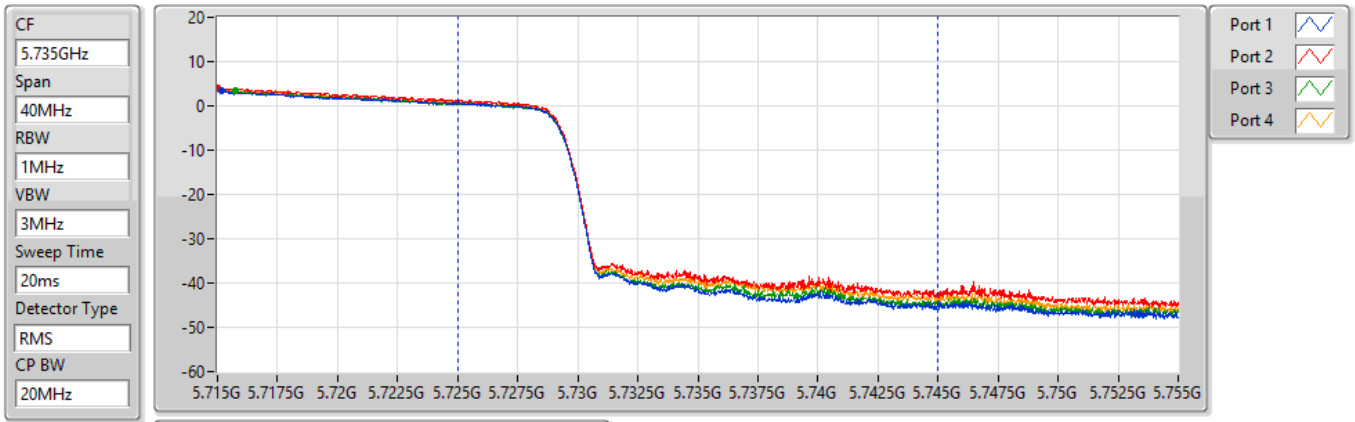

Sum=Total Power
PX=Port X

Sum(dBm)	P1(dBm)	P2(dBm)	P3(dBm)	P4(dBm)
11.97	5.74	6.32	5.74	5.98

802.11ax HEW80_Nss1,(MCS0)_4TX AV Power

5690MHz Straddle 5.47-5.725GHz_TnomVnom

27/09/2022

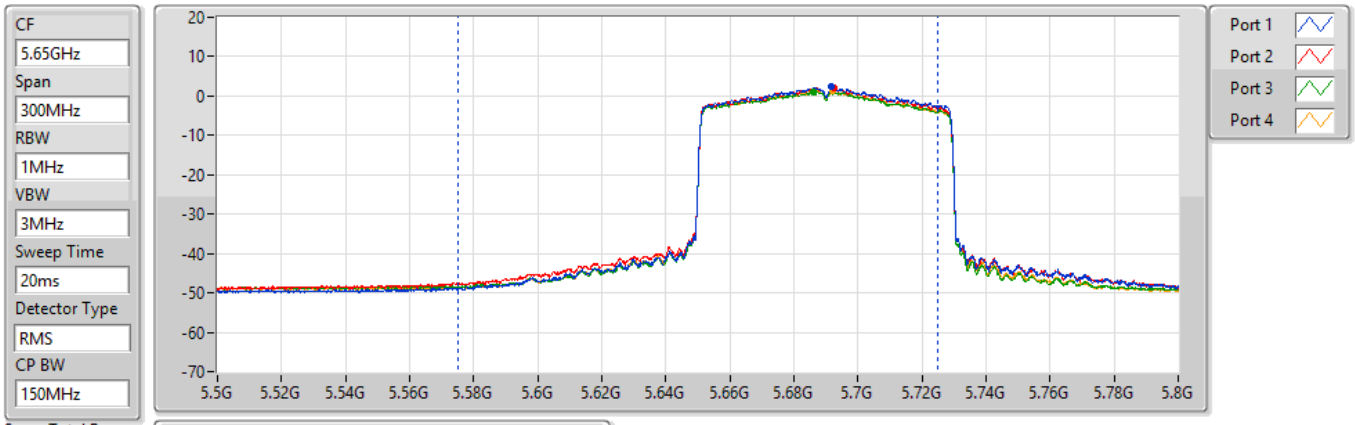

Sum=Total Power
PX=Port X

Sum(dBm)	P1(dBm)	P2(dBm)	P3(dBm)	P4(dBm)
23.81	18.25	18.05	17.33	17.47

802.11ax HEW80_Nss1,(MCS0)_4TX AV Power

5690MHz Straddle 5.725-5.85GHz_TnomVnom

27/09/2022

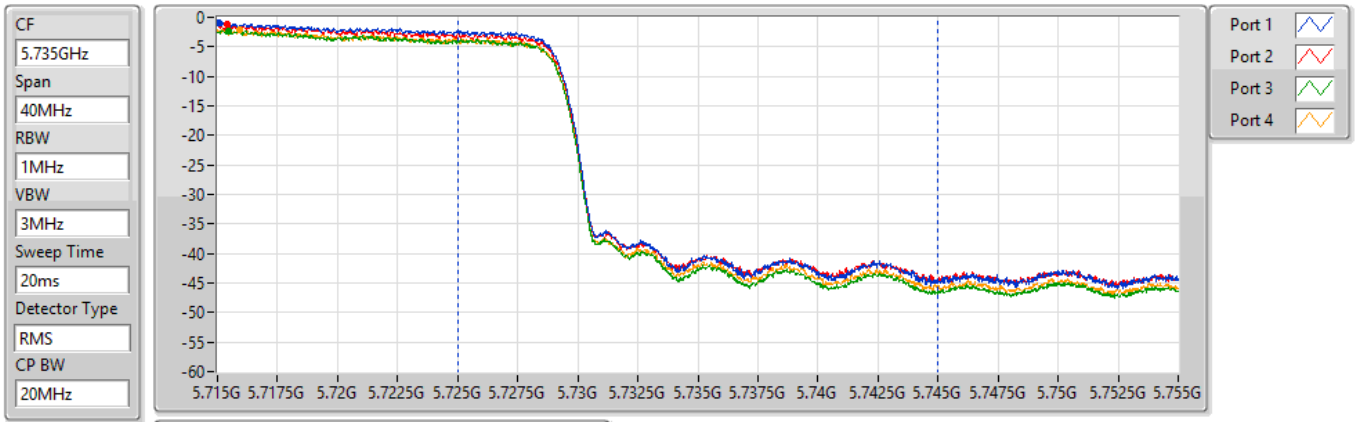

Sum=Total Power
PX=Port X

Sum(dBm)	P1(dBm)	P2(dBm)	P3(dBm)	P4(dBm)
8.03	2.79	2.28	1.31	1.47

Summary

Mode	Total Power (dBm)	Total Power (W)
5.25-5.35GHz	-	-
802.11ax HEW20-BF_Nss1,(MCS0)_4TX	23.16	0.20701
802.11ax HEW40-BF_Nss1,(MCS0)_4TX	23.76	0.23768
802.11ax HEW80-BF_Nss1,(MCS0)_4TX	23.44	0.22080
5.47-5.725GHz	-	-
802.11ax HEW20-BF_Nss1,(MCS0)_4TX	22.91	0.19543
802.11ax HEW40-BF_Nss1,(MCS0)_4TX	23.49	0.22336
802.11ax HEW80-BF_Nss1,(MCS0)_4TX	23.47	0.22233
5.725-5.85GHz	-	-
802.11ax HEW20-BF_Nss1,(MCS0)_4TX	14.60	0.02884
802.11ax HEW40-BF_Nss1,(MCS0)_4TX	11.63	0.01455
802.11ax HEW80-BF_Nss1,(MCS0)_4TX	7.05	0.00507

Result

Mode	Result	DG (dBi)	Port 1 (dBm)	Port 2 (dBm)	Port 3 (dBm)	Port 4 (dBm)	Total Power (dBm)	Power Limit (dBm)
802.11ax HEW20-BF_Nss1,(MCS0)_4TX	-	-	-	-	-	-	-	-
5260MHz	Pass	5.45	16.91	16.59	17.39	17.32	23.09	23.98
5300MHz	Pass	5.45	17.07	17.45	17.05	16.99	23.16	23.98
5320MHz	Pass	5.45	17.07	17.46	16.84	17.05	23.13	23.98
5500MHz	Pass	6.45	16.78	16.74	16.62	16.19	22.61	23.53
5580MHz	Pass	6.45	17.11	17.15	16.71	16.57	22.91	23.53
5700MHz	Pass	6.45	16.30	17.08	16.74	16.84	22.77	23.53
5720MHz Straddle 5.47-5.725GHz	Pass	6.45	15.11	15.76	15.27	15.40	21.41	22.72
5720MHz Straddle 5.725-5.85GHz	Pass	6.22	8.39	8.99	8.37	8.54	14.60	29.78
802.11ax HEW40-BF_Nss1,(MCS0)_4TX	-	-	-	-	-	-	-	-
5270MHz	Pass	5.45	17.59	17.42	17.92	18.00	23.76	23.98
5310MHz	Pass	5.45	17.69	18.01	17.47	17.60	23.72	23.98
5510MHz	Pass	6.45	17.48	17.77	17.49	16.93	23.45	23.53
5550MHz	Pass	6.45	17.43	17.69	16.88	17.82	23.49	23.53
5670MHz	Pass	6.45	17.69	17.76	17.13	17.24	23.48	23.53
5710MHz Straddle 5.47-5.725GHz	Pass	6.45	17.00	17.71	17.37	17.45	23.41	23.53
5710MHz Straddle 5.725-5.85GHz	Pass	6.22	5.41	5.94	5.47	5.59	11.63	29.78
802.11ax HEW80-BF_Nss1,(MCS0)_4TX	-	-	-	-	-	-	-	-
5290MHz	Pass	5.45	17.27	17.07	17.60	17.69	23.44	23.98
5530MHz	Pass	6.45	17.09	17.33	17.92	16.23	23.20	23.53
5610MHz	Pass	6.45	17.75	17.80	17.26	16.91	23.47	23.53
5690MHz Straddle 5.47-5.725GHz	Pass	6.45	17.48	17.32	16.62	16.76	23.08	23.53
5690MHz Straddle 5.725-5.85GHz	Pass	6.22	1.79	1.31	0.36	0.48	7.05	29.78

DG = Directional Gain; Port X = Port X output power

802.11ax HEW40-BF_Nss1,(MCS0)_4TX AV Power

5710MHz Straddle 5.47-5.725GHz_TnomVnom

27/09/2022

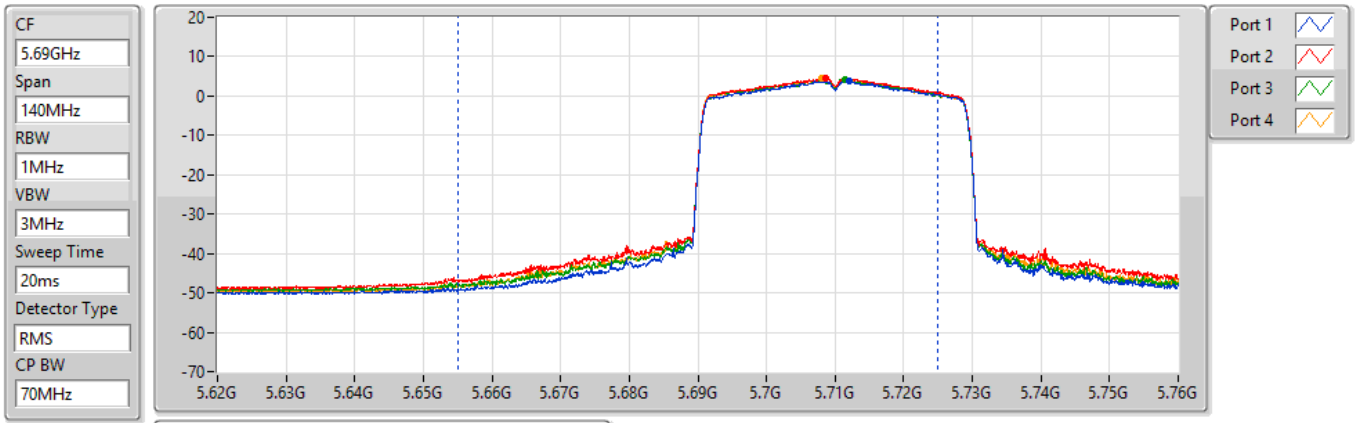

Sum(dBm)	P1(dBm)	P2(dBm)	P3(dBm)	P4(dBm)
23.41	17.00	17.71	17.37	17.45

802.11ax HEW40-BF_Nss1,(MCS0)_4TX AV Power

5710MHz Straddle 5.725-5.85GHz_TnomVnom

27/09/2022

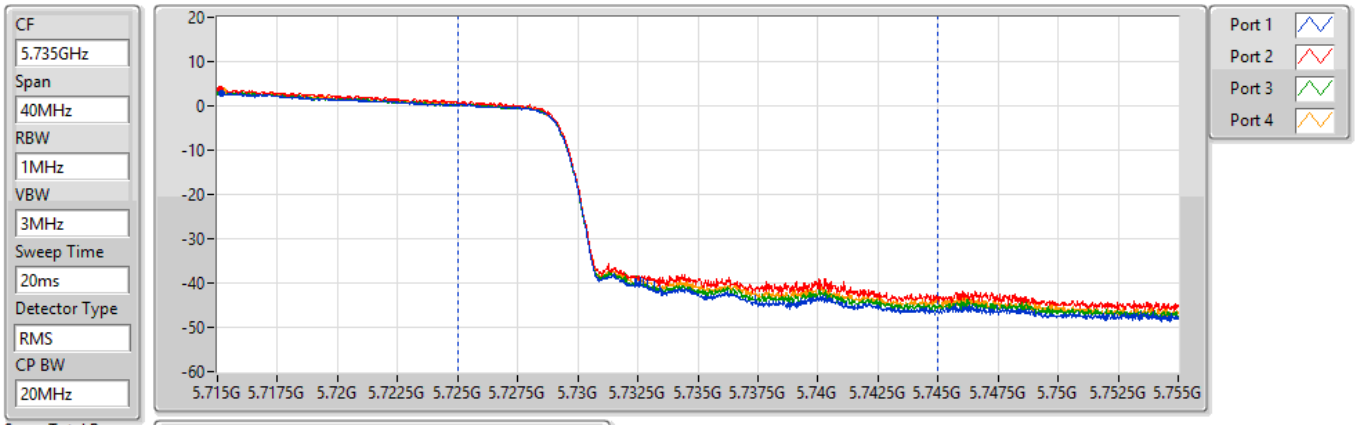

Sum(dBm)	P1(dBm)	P2(dBm)	P3(dBm)	P4(dBm)
11.63	5.41	5.94	5.47	5.59

802.11ax HEW80-BF_Nss1,(MCS0)_4TX AV Power

5690MHz Straddle 5.47-5.725GHz_TnomVnom

27/09/2022

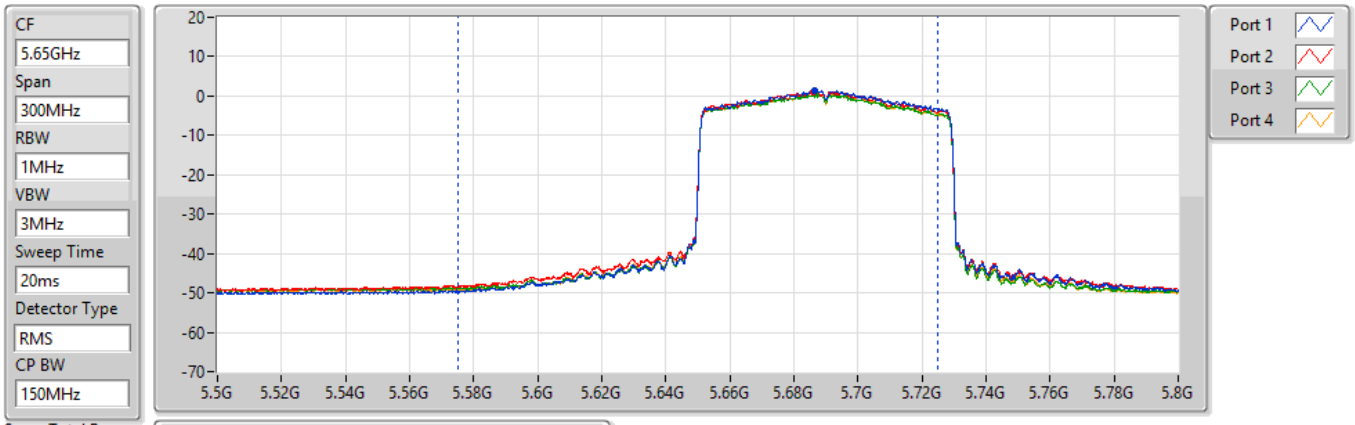

Sum=Total Power
PX=Port X

Sum(dBm)	P1(dBm)	P2(dBm)	P3(dBm)	P4(dBm)
23.08	17.48	17.32	16.62	16.76

802.11ax HEW80-BF_Nss1,(MCS0)_4TX AV Power

5690MHz Straddle 5.725-5.85GHz_TnomVnom

27/09/2022

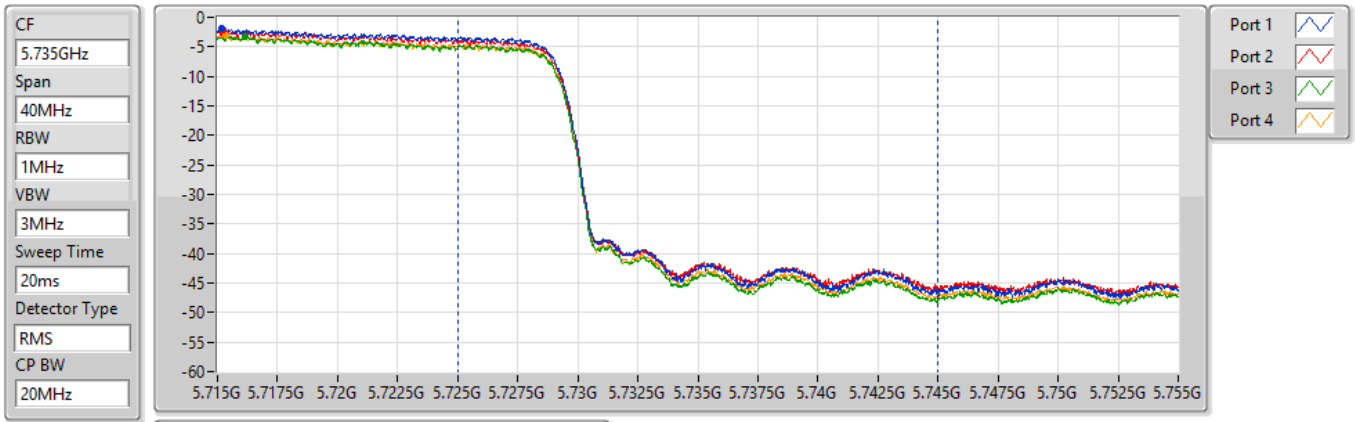

Sum=Total Power
PX=Port X

Sum(dBm)	P1(dBm)	P2(dBm)	P3(dBm)	P4(dBm)
7.05	1.79	1.31	0.36	0.48

Summary

Mode	PD (dBm/RBW)
5.25-5.35GHz	-
802.11a_Nss1,(6Mbps)_4TX	10.75
802.11ax HEW20_Nss1,(MCS0)_4TX	10.85
802.11ax HEW40_Nss1,(MCS0)_4TX	8.37
802.11ax HEW80_Nss1,(MCS0)_4TX	5.41
5.47-5.725GHz	-
802.11a_Nss1,(6Mbps)_4TX	10.51
802.11ax HEW20_Nss1,(MCS0)_4TX	10.54
802.11ax HEW40_Nss1,(MCS0)_4TX	8.89
802.11ax HEW80_Nss1,(MCS0)_4TX	6.02
5.725-5.85GHz	-
802.11a_Nss1,(6Mbps)_4TX	6.26
802.11ax HEW20_Nss1,(MCS0)_4TX	6.52
802.11ax HEW40_Nss1,(MCS0)_4TX	3.93
802.11ax HEW80_Nss1,(MCS0)_4TX	-0.20

RBW = 500kHz for 5.725-5.85GHz band / 1MHz for other band;

Result

Mode	Result	DG (dBi)	Port 1 (dBm/RBW)	Port 2 (dBm/RBW)	Port 3 (dBm/RBW)	Port 4 (dBm/RBW)	PD (dBm/RBW)	PD Limit (dBm/RBW)
802.11a_Nss1,(6Mbps)_4TX	-	-	-	-	-	-	-	-
5260MHz	Pass	5.45	4.78	4.39	4.87	5.07	10.74	11.00
5300MHz	Pass	5.45	4.70	5.12	4.46	4.76	10.75	11.00
5320MHz	Pass	5.45	4.47	4.74	4.56	4.55	10.54	11.00
5500MHz	Pass	6.45	4.74	4.38	4.83	4.20	10.51	10.55
5580MHz	Pass	6.45	4.42	4.26	4.14	3.95	10.14	10.55
5700MHz	Pass	6.45	3.83	4.43	4.07	4.22	10.06	10.55
5720MHz Straddle 5.47-5.725GHz	Pass	6.45	4.33	4.72	4.19	4.44	10.39	10.55
5720MHz Straddle 5.725-5.85GHz	Pass	6.22	0.06	0.59	0.16	0.25	6.26	29.78
802.11ax HEW20_Nss1,(MCS0)_4TX	-	-	-	-	-	-	-	-
5260MHz	Pass	5.45	4.49	4.20	5.02	4.89	10.52	11.00
5300MHz	Pass	5.45	4.82	5.05	4.78	4.82	10.76	11.00
5320MHz	Pass	5.45	4.90	5.28	4.69	4.68	10.85	11.00
5500MHz	Pass	6.45	4.58	4.75	4.31	3.86	10.30	10.55
5580MHz	Pass	6.45	4.84	5.17	4.30	4.30	10.54	10.55
5700MHz	Pass	6.45	4.05	4.80	4.45	4.59	10.37	10.55
5720MHz Straddle 5.47-5.725GHz	Pass	6.45	3.91	4.53	4.14	4.18	10.17	10.55
5720MHz Straddle 5.725-5.85GHz	Pass	6.22	0.10	1.03	0.40	0.59	6.52	29.78
802.11ax HEW40_Nss1,(MCS0)_4TX	-	-	-	-	-	-	-	-
5270MHz	Pass	5.45	2.42	2.05	2.70	2.83	8.33	11.00
5310MHz	Pass	5.45	2.34	2.71	2.17	2.64	8.37	11.00
5510MHz	Pass	6.45	2.54	3.11	2.64	2.17	8.39	10.55
5550MHz	Pass	6.45	2.57	2.92	2.02	3.12	8.47	10.55
5670MHz	Pass	6.45	2.40	2.74	1.69	2.15	8.10	10.55
5710MHz Straddle 5.47-5.725GHz	Pass	6.45	2.48	3.26	2.86	3.21	8.89	10.55
5710MHz Straddle 5.725-5.85GHz	Pass	6.22	-2.14	-1.49	-2.23	-2.10	3.93	29.78
802.11ax HEW80_Nss1,(MCS0)_4TX	-	-	-	-	-	-	-	-
5290MHz	Pass	5.45	-0.67	-0.79	-0.27	-0.07	5.41	11.00
5530MHz	Pass	6.45	0.18	0.22	-0.07	-0.90	5.63	10.55
5610MHz	Pass	6.45	0.19	0.23	-0.40	-0.82	5.76	10.55
5690MHz Straddle 5.47-5.725GHz	Pass	6.45	0.57	0.21	-0.17	-0.30	6.02	10.55
5690MHz Straddle 5.725-5.85GHz	Pass	6.22	-5.37	-5.69	-6.61	-6.63	-0.20	29.78

DG = Directional Gain; RBW = 500kHz for 5.725-5.85GHz band / 1MHz for other band;
PD = trace bin-by-bin of each transmits port summing can be performed maximum power density; Port X = Port X Power Density;

802.11a_Nss1,(6Mbps)_4TX PSD

5260MHz

27/09/2022

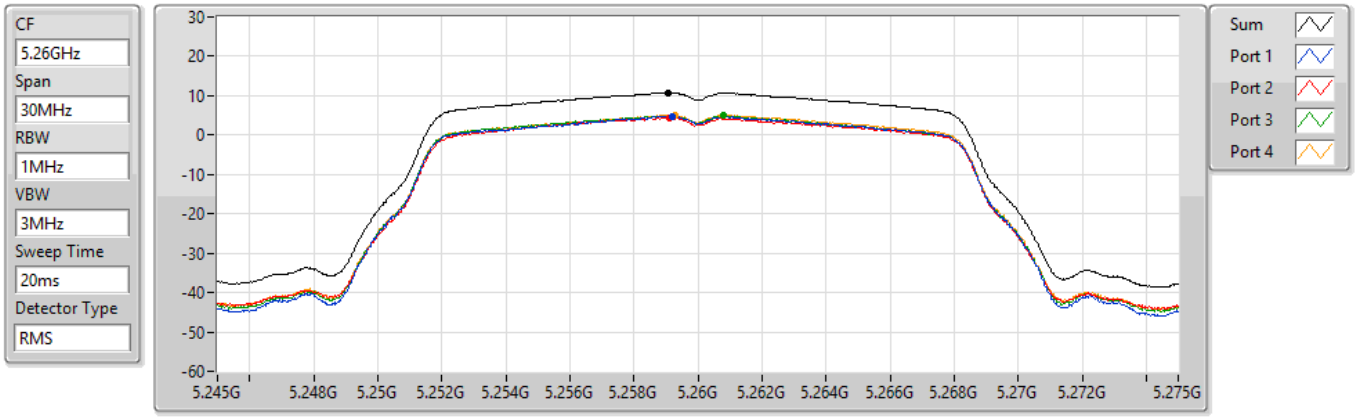

Sum	PD	Port 1	Port 2	Port 3	Port 4
(dBm/RBW)	(dBm/RBW)	(dBm/RBW)	(dBm/RBW)	(dBm/RBW)	(dBm/RBW)
10.74	10.74	4.78	4.39	4.87	5.07

802.11a_Nss1,(6Mbps)_4TX PSD

5300MHz

27/09/2022

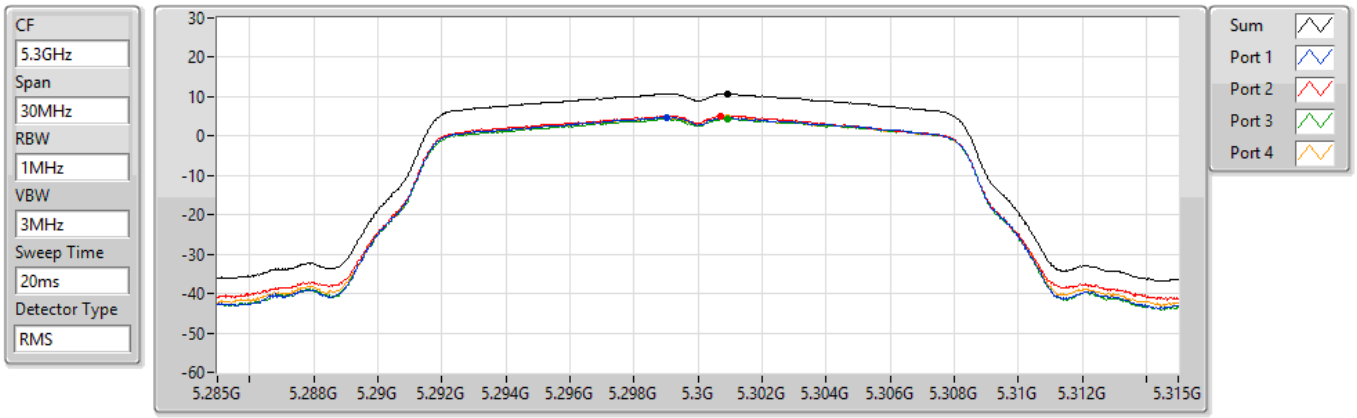

Sum	PD	Port 1	Port 2	Port 3	Port 4
(dBm/RBW)	(dBm/RBW)	(dBm/RBW)	(dBm/RBW)	(dBm/RBW)	(dBm/RBW)
10.75	10.75	4.70	5.12	4.46	4.76

802.11a_Nss1,(6Mbps)_4TX PSD

5320MHz

27/09/2022

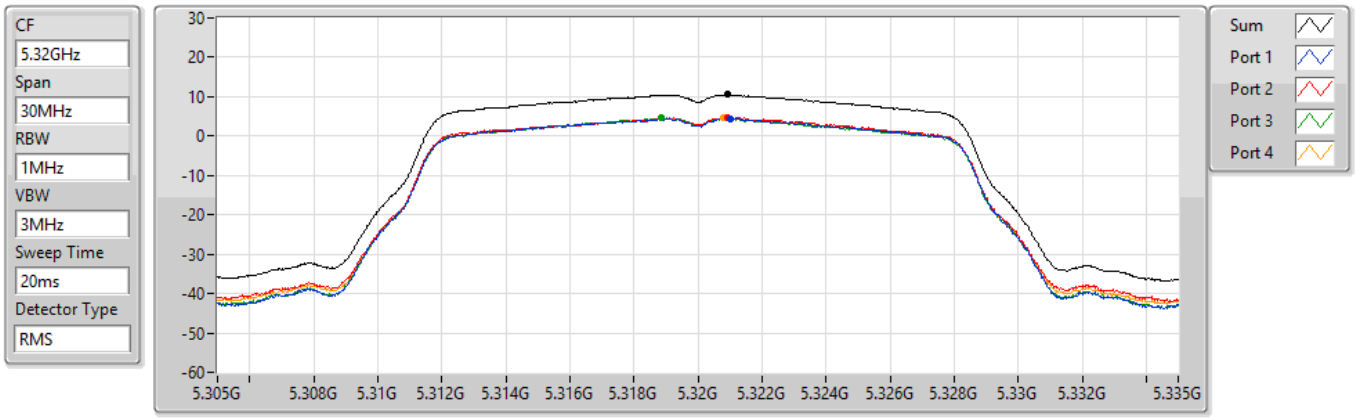

Sum	PD	Port 1	Port 2	Port 3	Port 4
(dBm/RBW)	(dBm/RBW)	(dBm/RBW)	(dBm/RBW)	(dBm/RBW)	(dBm/RBW)
10.54	10.54	4.47	4.74	4.56	4.55

802.11a_Nss1,(6Mbps)_4TX PSD

5500MHz

27/09/2022

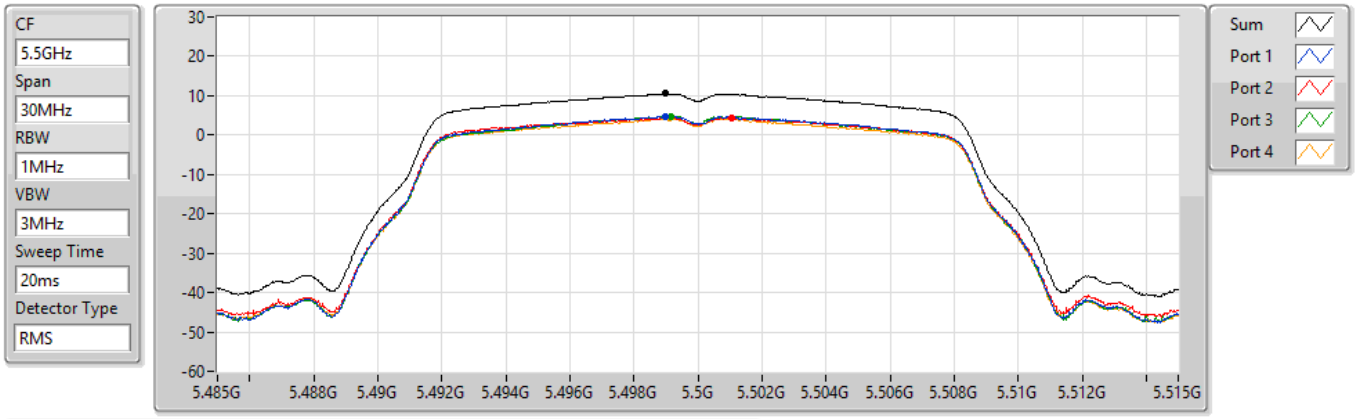

Sum	PD	Port 1	Port 2	Port 3	Port 4
(dBm/RBW)	(dBm/RBW)	(dBm/RBW)	(dBm/RBW)	(dBm/RBW)	(dBm/RBW)
10.51	10.51	4.74	4.38	4.83	4.20

802.11a_Nss1,(6Mbps)_4TX PSD

5580MHz

27/09/2022

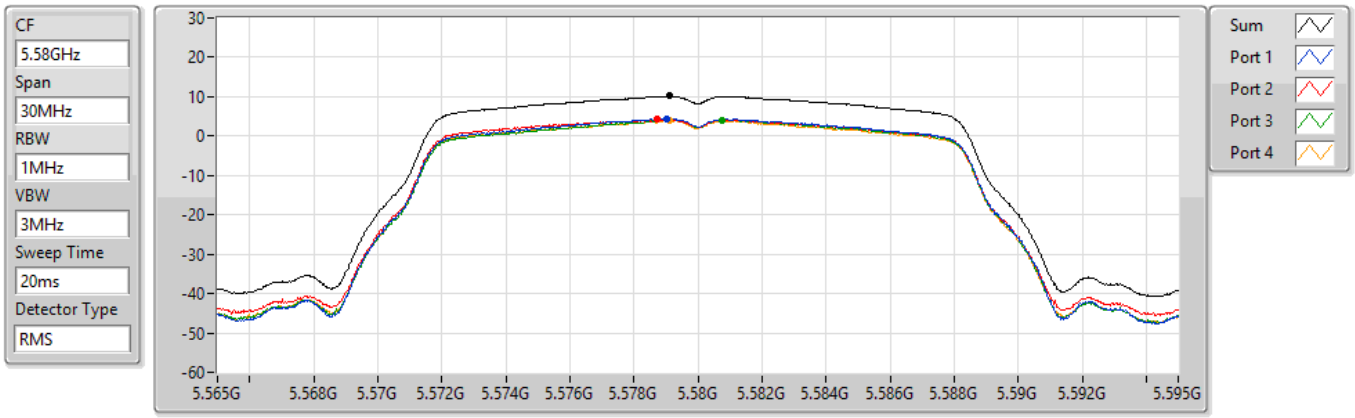

Sum	PD	Port 1	Port 2	Port 3	Port 4
(dBm/RBW)	(dBm/RBW)	(dBm/RBW)	(dBm/RBW)	(dBm/RBW)	(dBm/RBW)
10.14	10.14	4.42	4.26	4.14	3.95

802.11a_Nss1,(6Mbps)_4TX PSD

5700MHz

27/09/2022

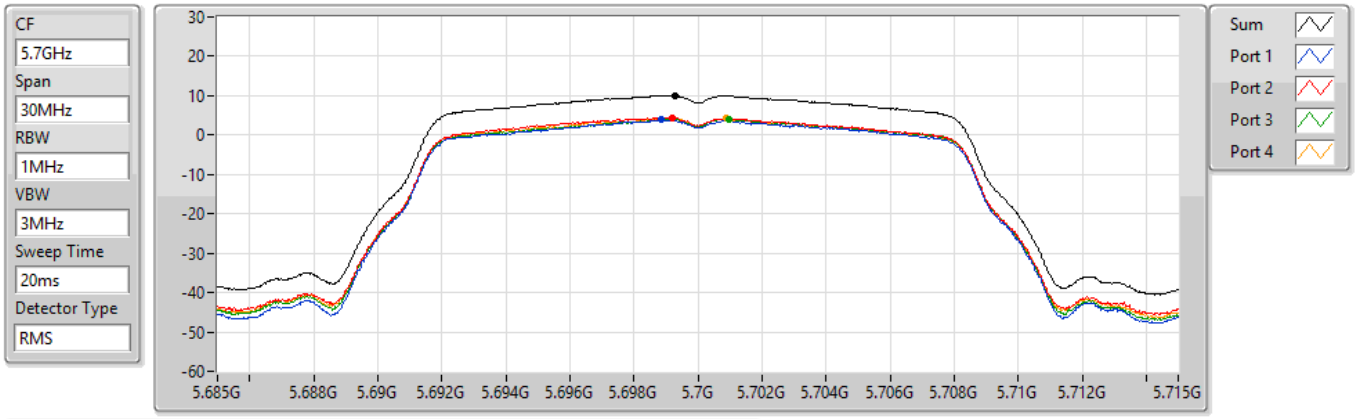

Sum	PD	Port 1	Port 2	Port 3	Port 4
(dBm/RBW)	(dBm/RBW)	(dBm/RBW)	(dBm/RBW)	(dBm/RBW)	(dBm/RBW)
10.06	10.06	3.83	4.43	4.07	4.22

802.11a_Nss1,(6Mbps)_4TX PSD

5720MHz Straddle 5.47-5.725GHz

27/09/2022

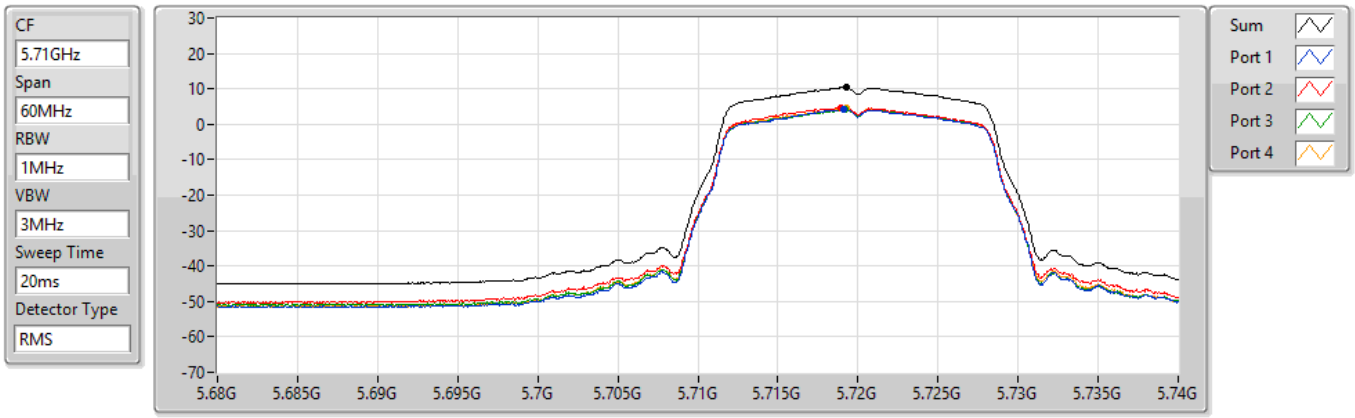

Sum	PD	Port 1	Port 2	Port 3	Port 4
(dBm/RBW)	(dBm/RBW)	(dBm/RBW)	(dBm/RBW)	(dBm/RBW)	(dBm/RBW)
10.39	10.39	4.33	4.72	4.19	4.44

802.11a_Nss1,(6Mbps)_4TX PSD

5720MHz Straddle 5.725-5.85GHz

27/09/2022

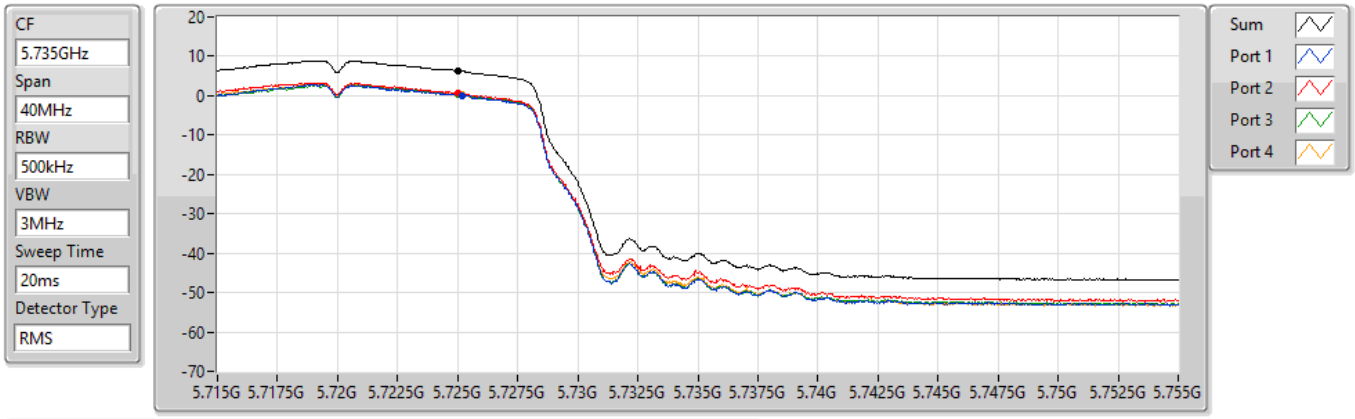

Sum	PD	Port 1	Port 2	Port 3	Port 4
(dBm/RBW)	(dBm/RBW)	(dBm/RBW)	(dBm/RBW)	(dBm/RBW)	(dBm/RBW)
6.26	6.26	0.06	0.59	0.16	0.25

802.11ax HEW20_Nss1,(MCS0)_4TX PSD

5260MHz

27/09/2022

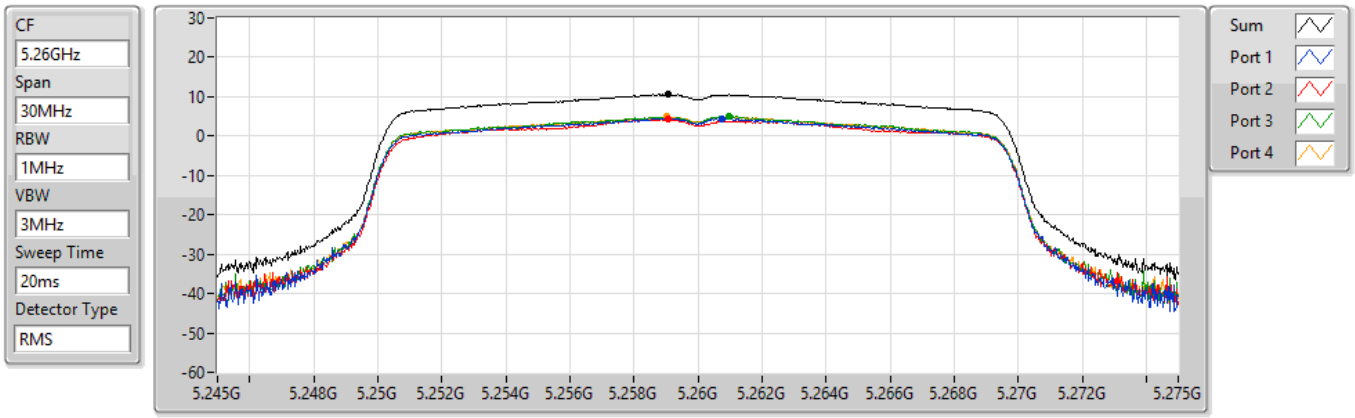

Sum	PD	Port 1	Port 2	Port 3	Port 4
(dBm/RBW)	(dBm/RBW)	(dBm/RBW)	(dBm/RBW)	(dBm/RBW)	(dBm/RBW)
10.52	10.52	4.49	4.20	5.02	4.89

802.11ax HEW20_Nss1,(MCS0)_4TX PSD

5300MHz

27/09/2022

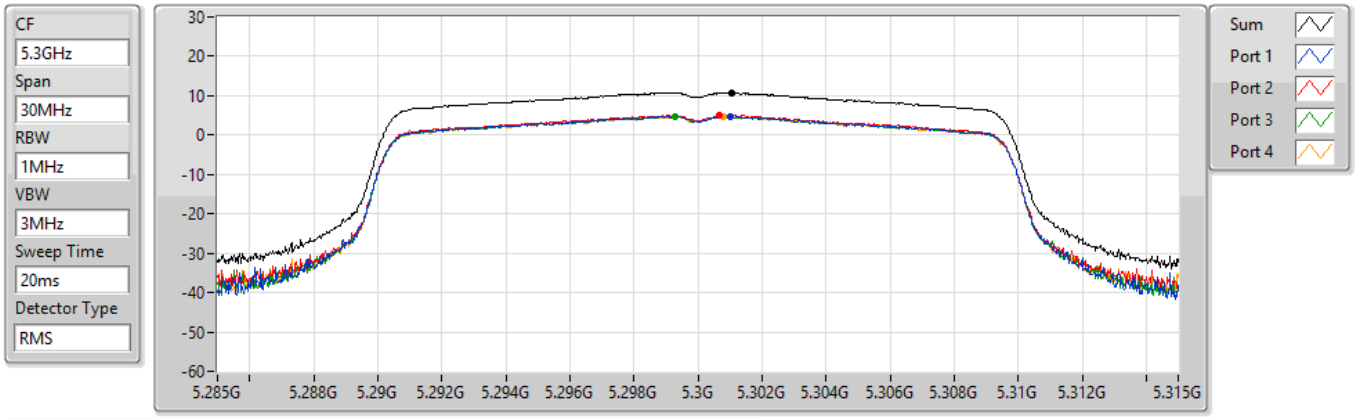

Sum	PD	Port 1	Port 2	Port 3	Port 4
(dBm/RBW)	(dBm/RBW)	(dBm/RBW)	(dBm/RBW)	(dBm/RBW)	(dBm/RBW)
10.76	10.76	4.82	5.05	4.78	4.82

802.11ax HEW20_Nss1,(MCS0)_4TX PSD

5320MHz

27/09/2022

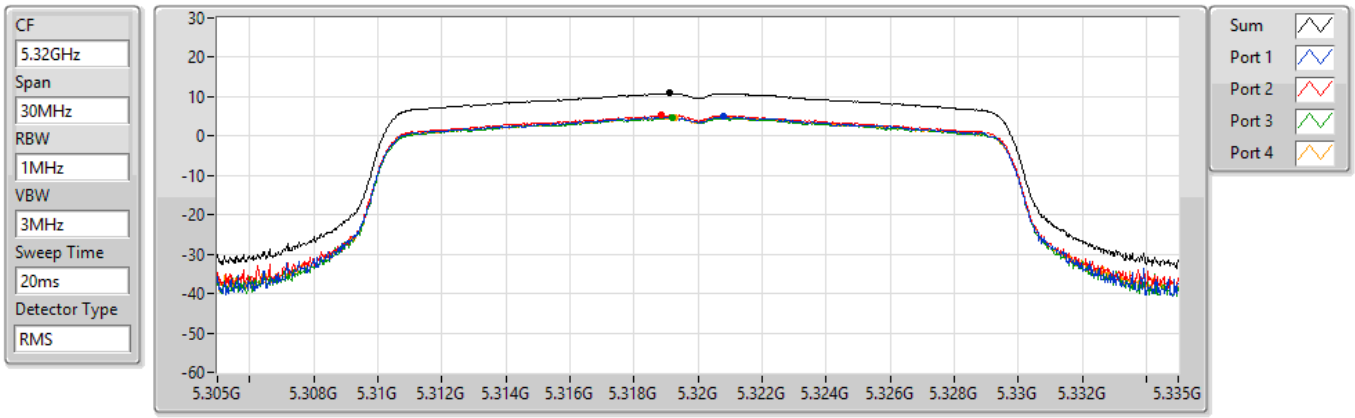

Sum	PD	Port 1	Port 2	Port 3	Port 4
(dBm/RBW)	(dBm/RBW)	(dBm/RBW)	(dBm/RBW)	(dBm/RBW)	(dBm/RBW)
10.85	10.85	4.90	5.28	4.69	4.68

802.11ax HEW20_Nss1,(MCS0)_4TX PSD

5500MHz

27/09/2022

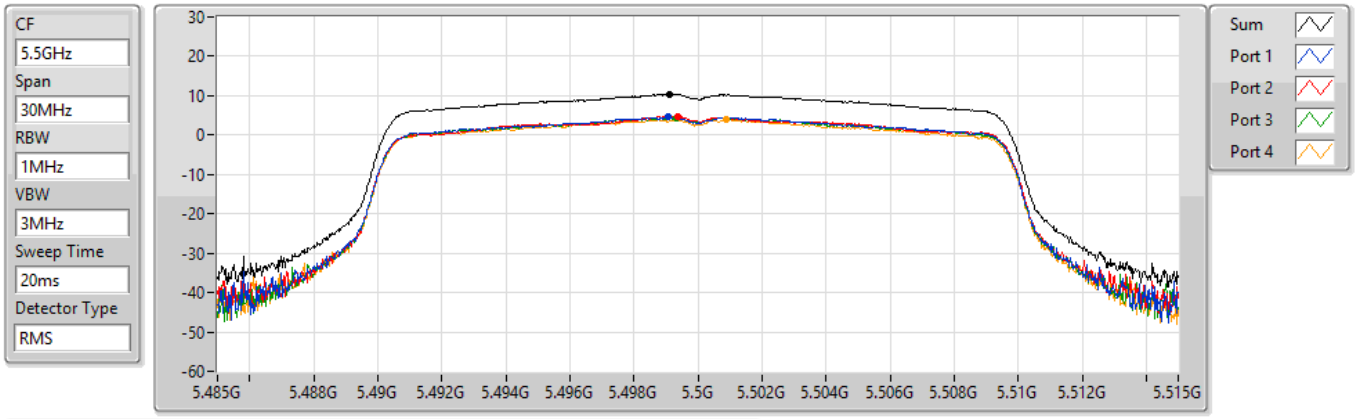

Sum	PD	Port 1	Port 2	Port 3	Port 4
(dBm/RBW)	(dBm/RBW)	(dBm/RBW)	(dBm/RBW)	(dBm/RBW)	(dBm/RBW)
10.30	10.30	4.58	4.75	4.31	3.86

802.11ax HEW20_Nss1,(MCS0)_4TX PSD

5580MHz

27/09/2022

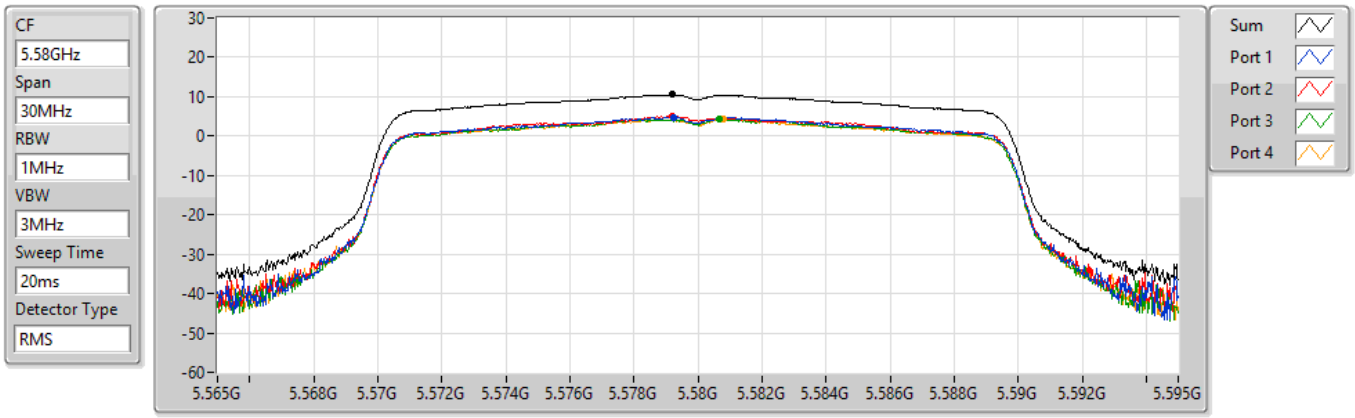

Sum	PD	Port 1	Port 2	Port 3	Port 4
(dBm/RBW)	(dBm/RBW)	(dBm/RBW)	(dBm/RBW)	(dBm/RBW)	(dBm/RBW)
10.54	10.54	4.84	5.17	4.30	4.30

802.11ax HEW20_Nss1,(MCS0)_4TX PSD

5700MHz

27/09/2022

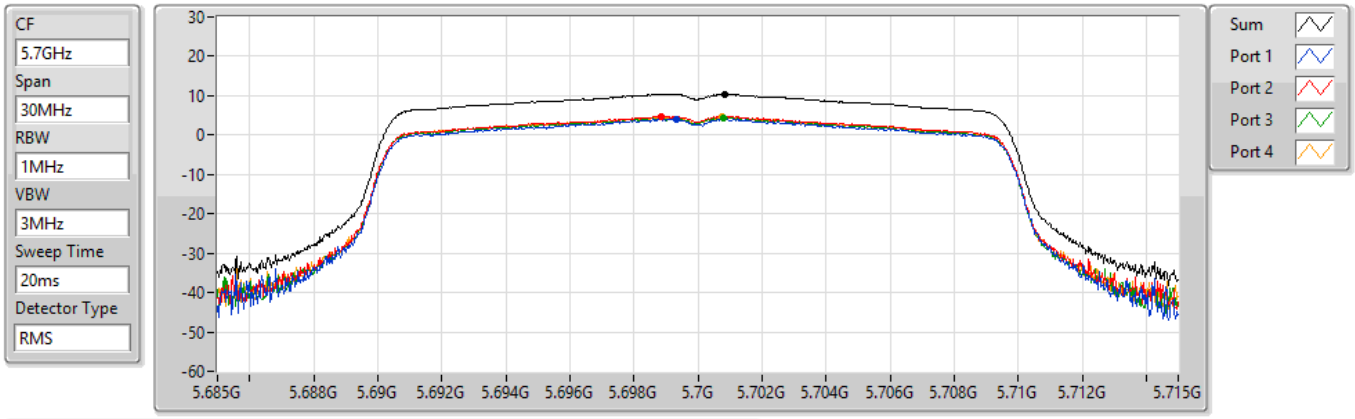

Sum	PD	Port 1	Port 2	Port 3	Port 4
(dBm/RBW)	(dBm/RBW)	(dBm/RBW)	(dBm/RBW)	(dBm/RBW)	(dBm/RBW)
10.37	10.37	4.05	4.80	4.45	4.59

802.11ax HEW20_Nss1,(MCS0)_4TX PSD

5720MHz Straddle 5.47-5.725GHz

27/09/2022

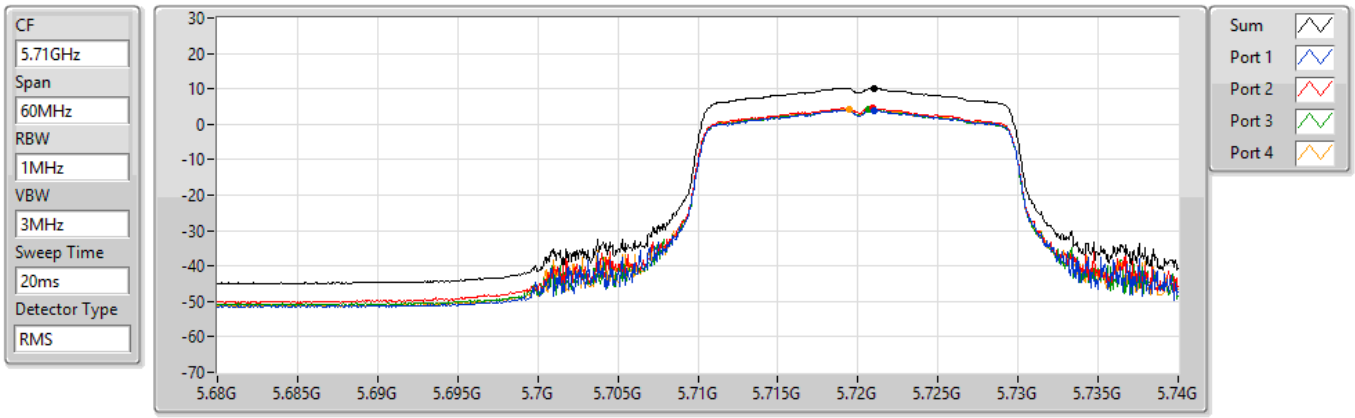

Sum	PD	Port 1	Port 2	Port 3	Port 4
(dBm/RBW)	(dBm/RBW)	(dBm/RBW)	(dBm/RBW)	(dBm/RBW)	(dBm/RBW)
10.17	10.17	3.91	4.53	4.14	4.18

802.11ax HEW20_Nss1,(MCS0)_4TX PSD

5720MHz Straddle 5.725-5.85GHz

27/09/2022

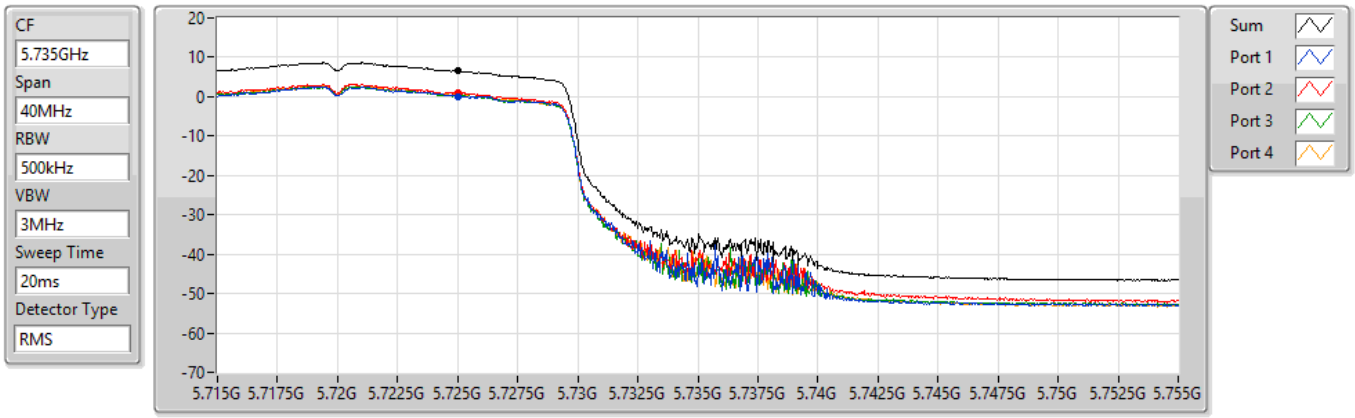

Sum	PD	Port 1	Port 2	Port 3	Port 4
(dBm/RBW)	(dBm/RBW)	(dBm/RBW)	(dBm/RBW)	(dBm/RBW)	(dBm/RBW)
6.52	6.52	0.10	1.03	0.40	0.59

802.11ax HEW40_Nss1,(MCS0)_4TX PSD

5270MHz

27/09/2022

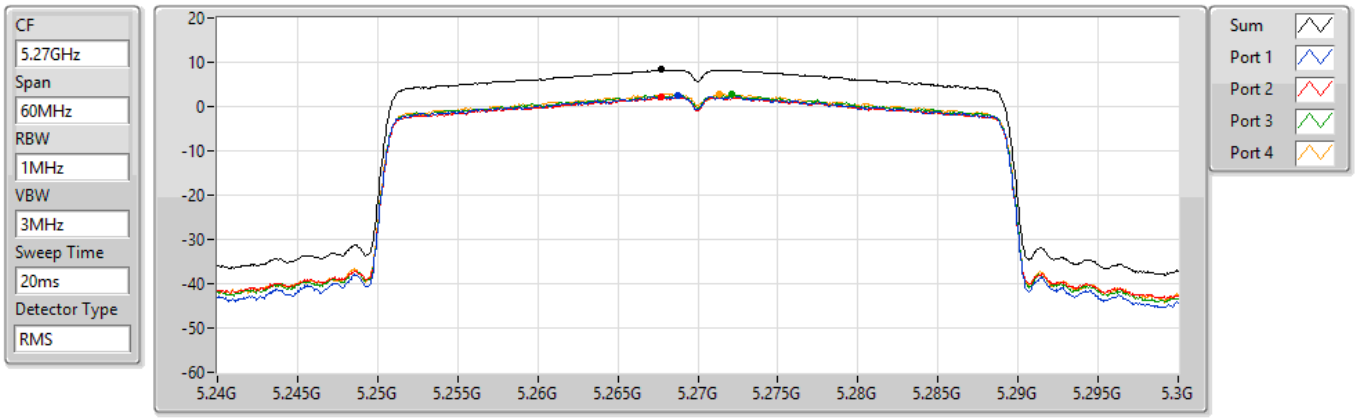

Sum	PD	Port 1	Port 2	Port 3	Port 4
(dBm/RBW)	(dBm/RBW)	(dBm/RBW)	(dBm/RBW)	(dBm/RBW)	(dBm/RBW)
8.33	8.33	2.42	2.05	2.70	2.83

802.11ax HEW40_Nss1,(MCS0)_4TX PSD

5310MHz

27/09/2022

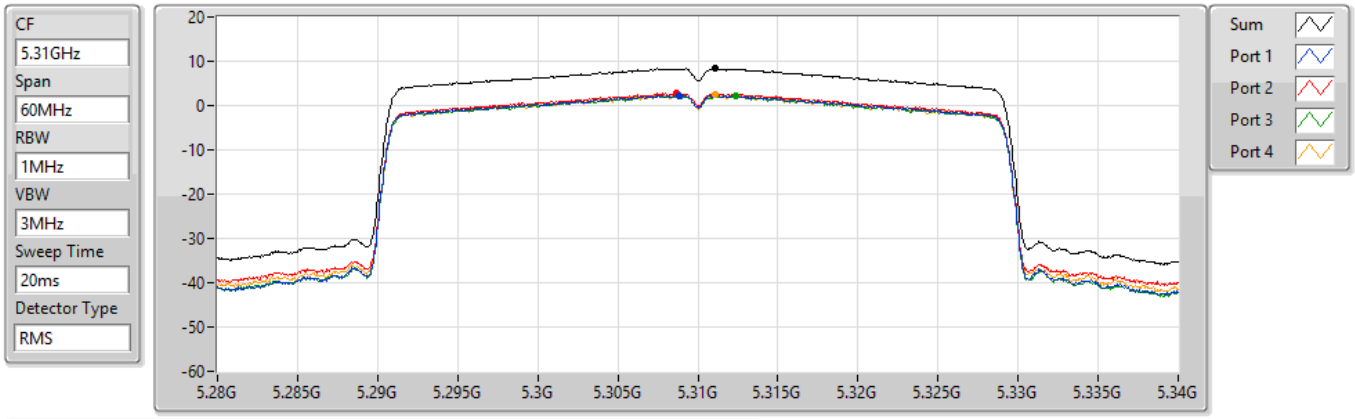

Sum	PD	Port 1	Port 2	Port 3	Port 4
(dBm/RBW)	(dBm/RBW)	(dBm/RBW)	(dBm/RBW)	(dBm/RBW)	(dBm/RBW)
8.37	8.37	2.34	2.71	2.17	2.64

802.11ax HEW40_Nss1,(MCS0)_4TX PSD

5510MHz

27/09/2022

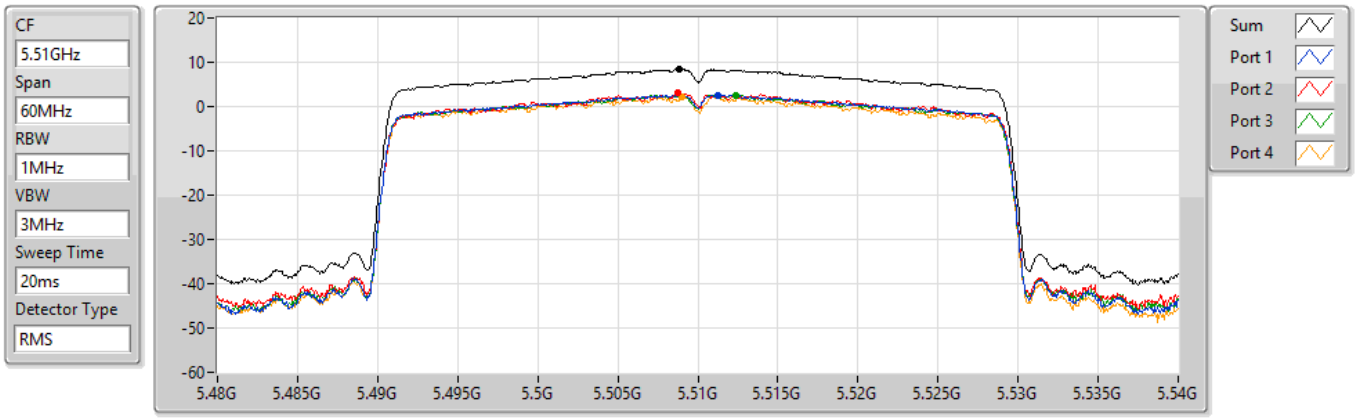

Sum	PD	Port 1	Port 2	Port 3	Port 4
(dBm/RBW)	(dBm/RBW)	(dBm/RBW)	(dBm/RBW)	(dBm/RBW)	(dBm/RBW)
8.39	8.39	2.54	3.11	2.64	2.17

802.11ax HEW40_Nss1,(MCS0)_4TX PSD

5550MHz

27/09/2022

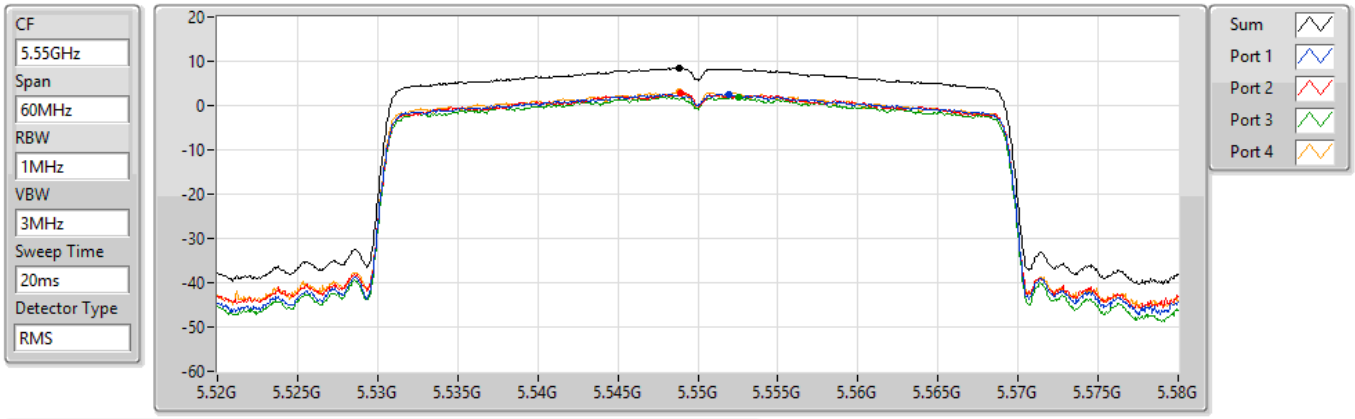

Sum	PD	Port 1	Port 2	Port 3	Port 4
(dBm/RBW)	(dBm/RBW)	(dBm/RBW)	(dBm/RBW)	(dBm/RBW)	(dBm/RBW)
8.47	8.47	2.57	2.92	2.02	3.12

802.11ax HEW40_Nss1,(MCS0)_4TX PSD

5670MHz

27/09/2022

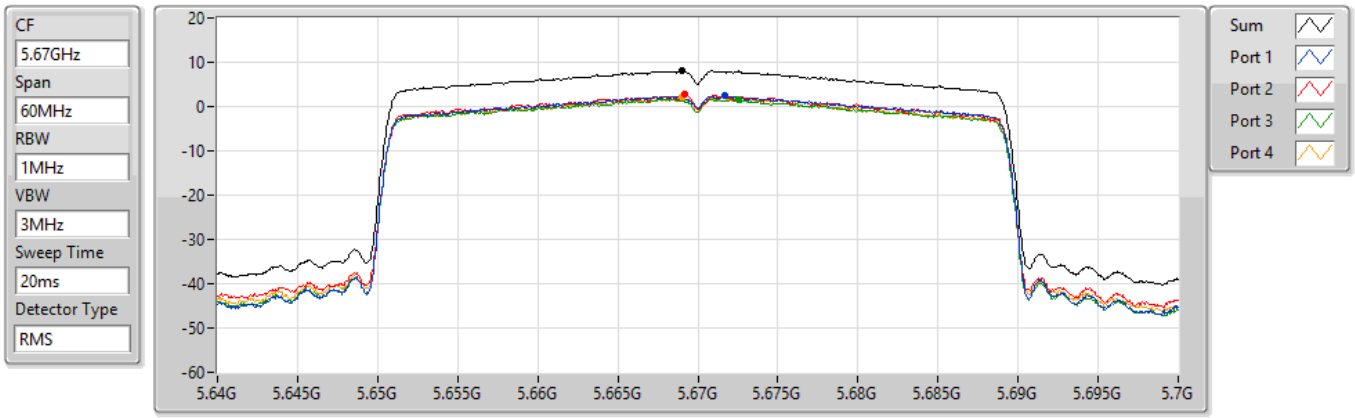

Sum	PD	Port 1	Port 2	Port 3	Port 4
(dBm/RBW)	(dBm/RBW)	(dBm/RBW)	(dBm/RBW)	(dBm/RBW)	(dBm/RBW)
8.10	8.10	2.40	2.74	1.69	2.15

802.11ax HEW40_Nss1,(MCS0)_4TX PSD

5710MHz Straddle 5.47-5.725GHz

27/09/2022

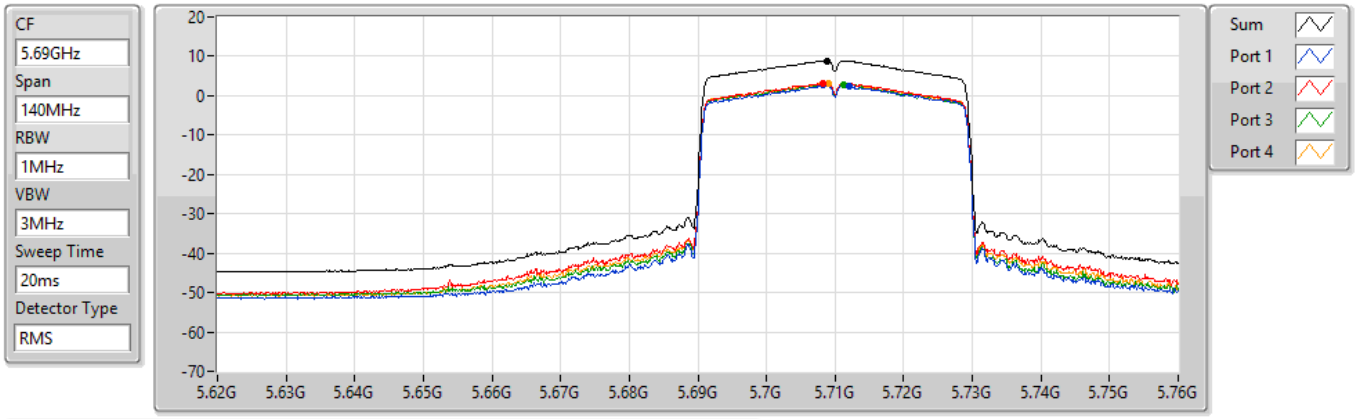

Sum	PD	Port 1	Port 2	Port 3	Port 4
(dBm/RBW)	(dBm/RBW)	(dBm/RBW)	(dBm/RBW)	(dBm/RBW)	(dBm/RBW)
8.89	8.89	2.48	3.26	2.86	3.21

802.11ax HEW40_Nss1,(MCS0)_4TX PSD

5710MHz Straddle 5.725-5.85GHz

27/09/2022

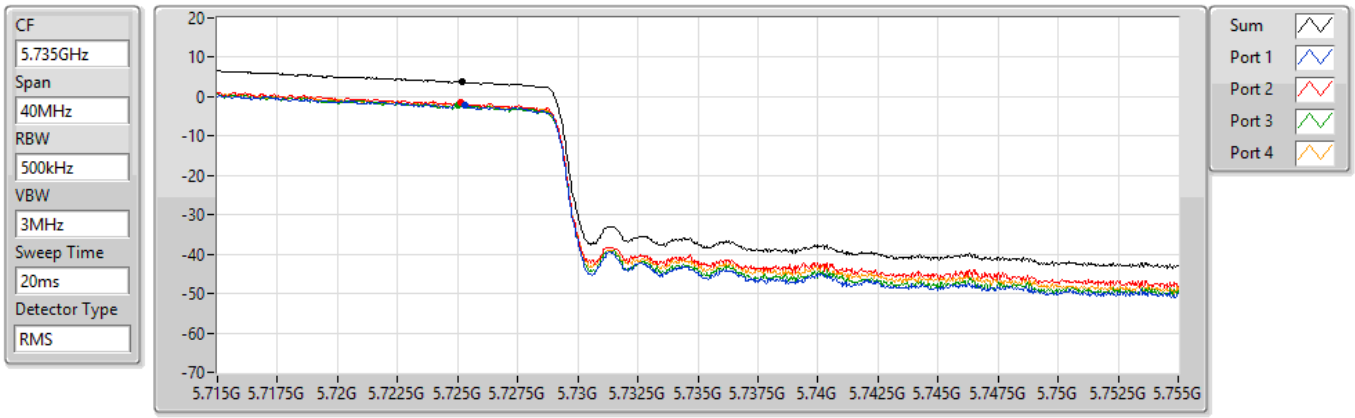

Sum	PD	Port 1	Port 2	Port 3	Port 4
(dBm/RBW)	(dBm/RBW)	(dBm/RBW)	(dBm/RBW)	(dBm/RBW)	(dBm/RBW)
3.93	3.93	-2.14	-1.49	-2.23	-2.10

802.11ax HEW80_Nss1,(MCS0)_4TX PSD

5290MHz

27/09/2022

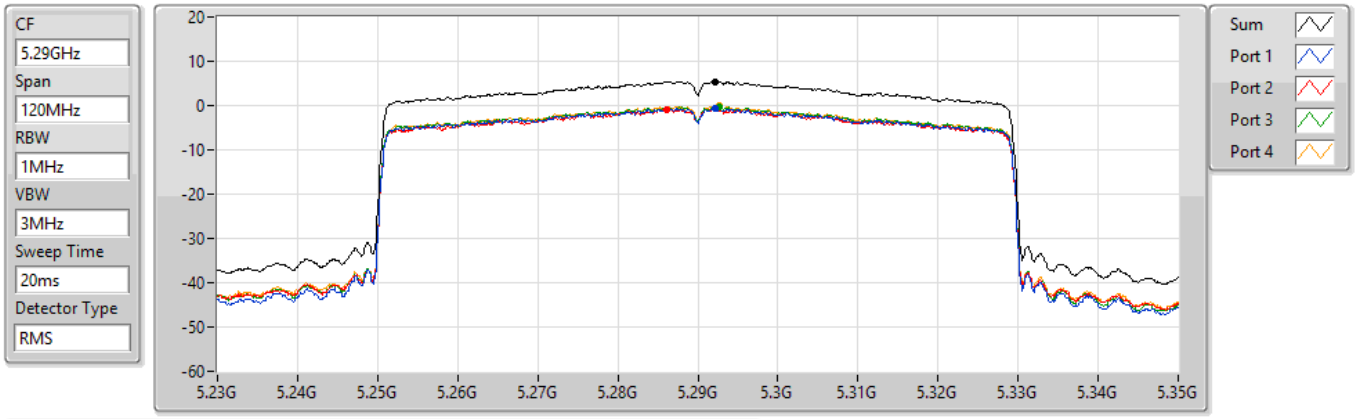

Sum	PD	Port 1	Port 2	Port 3	Port 4
(dBm/RBW)	(dBm/RBW)	(dBm/RBW)	(dBm/RBW)	(dBm/RBW)	(dBm/RBW)
5.41	5.41	-0.67	-0.79	-0.27	-0.07

802.11ax HEW80_Nss1,(MCS0)_4TX PSD

5530MHz

27/09/2022

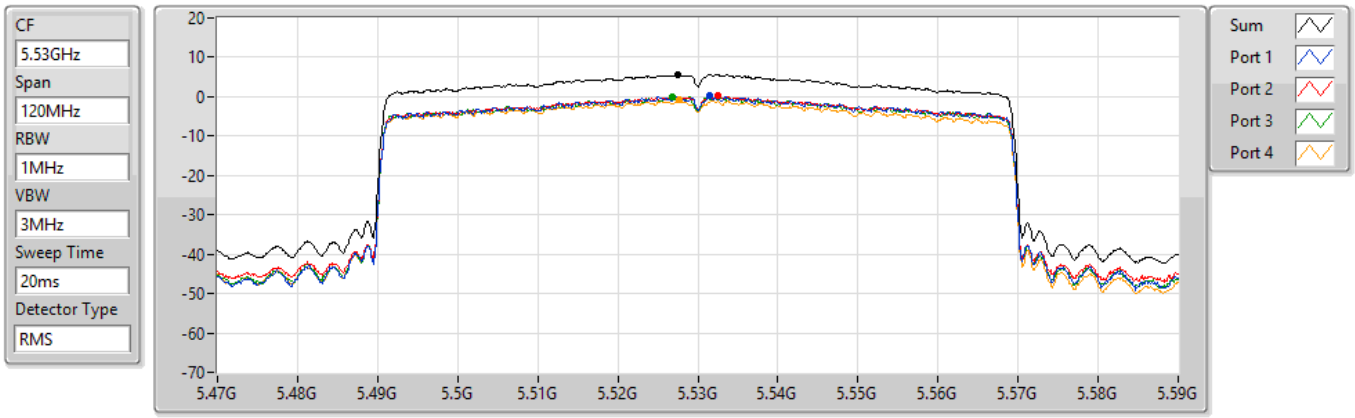

Sum	PD	Port 1	Port 2	Port 3	Port 4
(dBm/RBW)	(dBm/RBW)	(dBm/RBW)	(dBm/RBW)	(dBm/RBW)	(dBm/RBW)
5.63	5.63	0.18	0.22	-0.07	-0.90

802.11ax HEW80_Nss1,(MCS0)_4TX PSD

5610MHz

27/09/2022

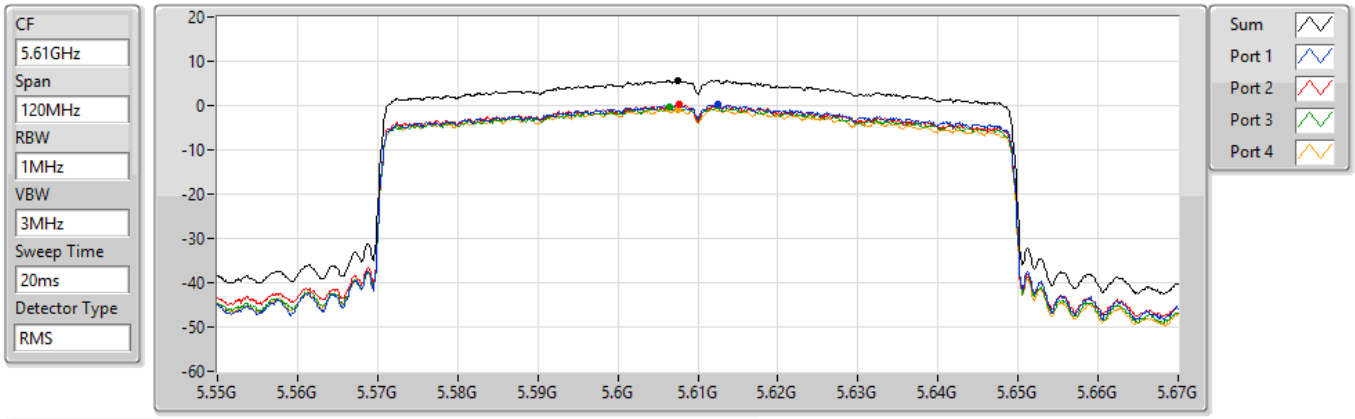

Sum	PD	Port 1	Port 2	Port 3	Port 4
(dBm/RBW)	(dBm/RBW)	(dBm/RBW)	(dBm/RBW)	(dBm/RBW)	(dBm/RBW)
5.76	5.76	0.19	0.23	-0.40	-0.82

802.11ax HEW80_Nss1,(MCS0)_4TX PSD

5690MHz Straddle 5.47-5.725GHz

27/09/2022

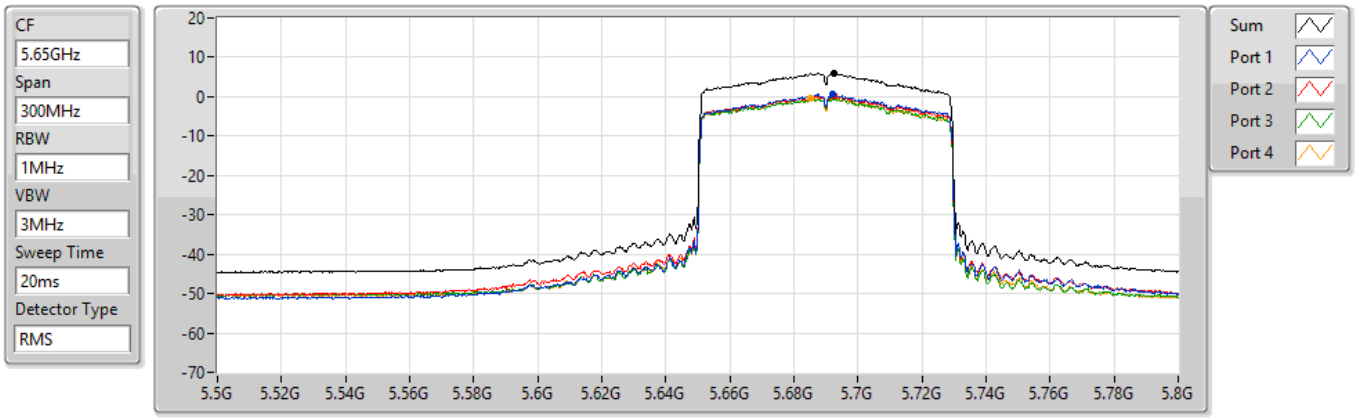

Sum	PD	Port 1	Port 2	Port 3	Port 4
(dBm/RBW)	(dBm/RBW)	(dBm/RBW)	(dBm/RBW)	(dBm/RBW)	(dBm/RBW)
6.02	6.02	0.57	0.21	-0.17	-0.30

802.11ax HEW80_Nss1,(MCS0)_4TX PSD

5690MHz Straddle 5.725-5.85GHz

27/09/2022

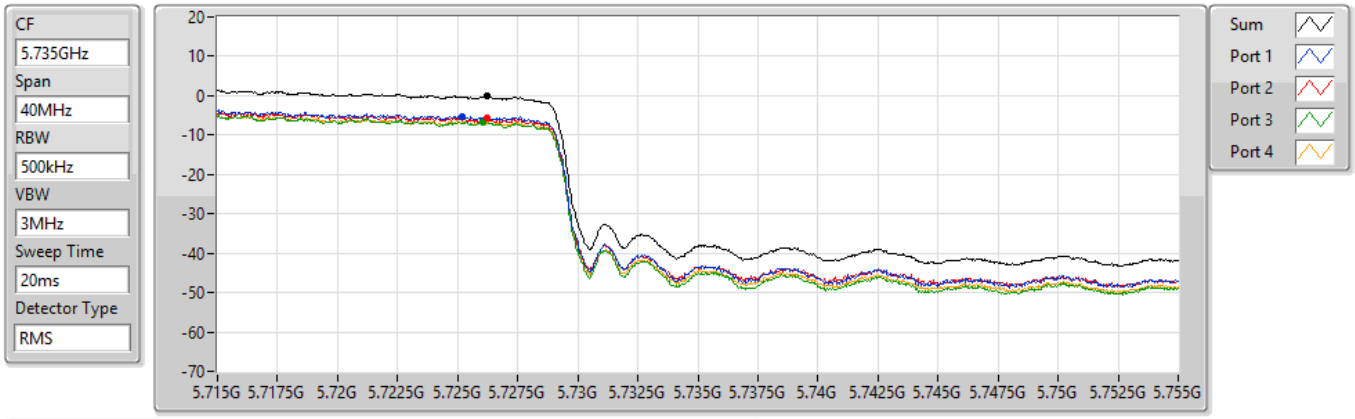

Sum	PD	Port 1	Port 2	Port 3	Port 4
(dBm/RBW)	(dBm/RBW)	(dBm/RBW)	(dBm/RBW)	(dBm/RBW)	(dBm/RBW)
-0.20	-0.20	-5.37	-5.69	-6.61	-6.63

Summary

Mode	Result	Type	Freq (Hz)	Level (dBuV/m)	Limit (dBuV/m)	Margin (dB)	Dist (m)	Condition	Azimuth (°)	Height (m)	Comments
5.25-5.35GHz	-	-	-	-	-	-	-	-	-	-	-
802.11ax HEW40_Nss1,(MCS0)_4TX	Pass	AV	5.35G	53.97	54.00	-0.03	3	Horizontal	63	1.79	-

802.11a_Nss1,(6Mbps)_4TX

5260MHz_TnomVnom

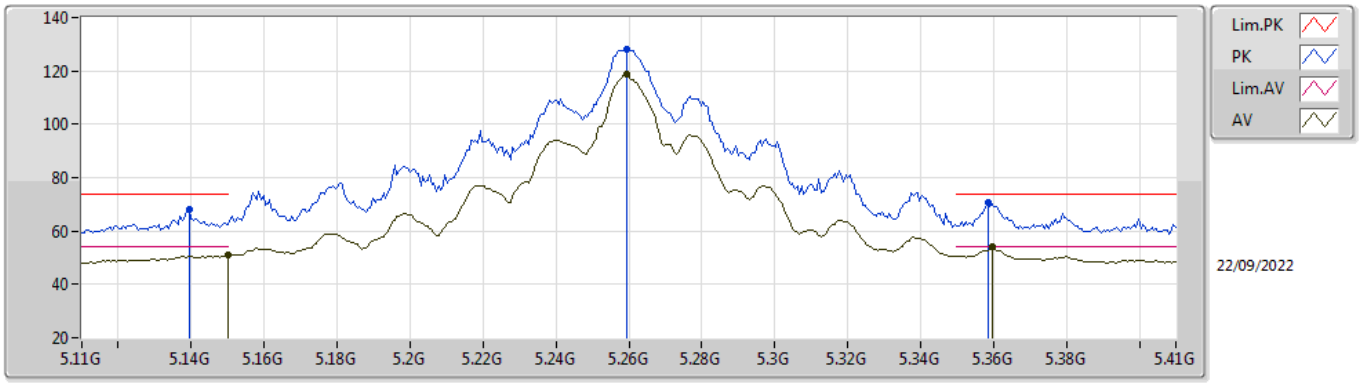

EUT Z_4TX
Setting 30
06-E-S-5-10

Type	Freq	Level	Limit	Margin	Raw	Dist	Condition	Azimuth	Height	Comment	AF	CL	PA
	(Hz)	(dBuV/m)	(dBuV/m)	(dB)	(dBuV)	(m)		(°)	(m)		(dB)	(dB)	(dB)
PK	5.1394G	68.20	74.00	-5.80	63.20	3	Vertical	185	1.00	-	31.92	5.54	32.46
AV	5.15G	51.18	54.00	-2.82	46.19	3	Vertical	185	1.00	-	31.90	5.55	32.46
PK	5.2594G	127.88	Inf	-Inf	123.16	3	Vertical	185	1.00	-	31.56	5.63	32.47
AV	5.2594G	118.67	Inf	-Inf	113.95	3	Vertical	185	1.00	-	31.56	5.63	32.47
PK	5.3584G	70.82	74.00	-3.18	66.29	3	Vertical	185	1.00	-	31.33	5.68	32.48
AV	5.3596G	53.91	54.00	-0.09	49.37	3	Vertical	185	1.00	-	31.34	5.68	32.48

802.11a_Nss1,(6Mbps)_4TX

5260MHz_TnomVnom

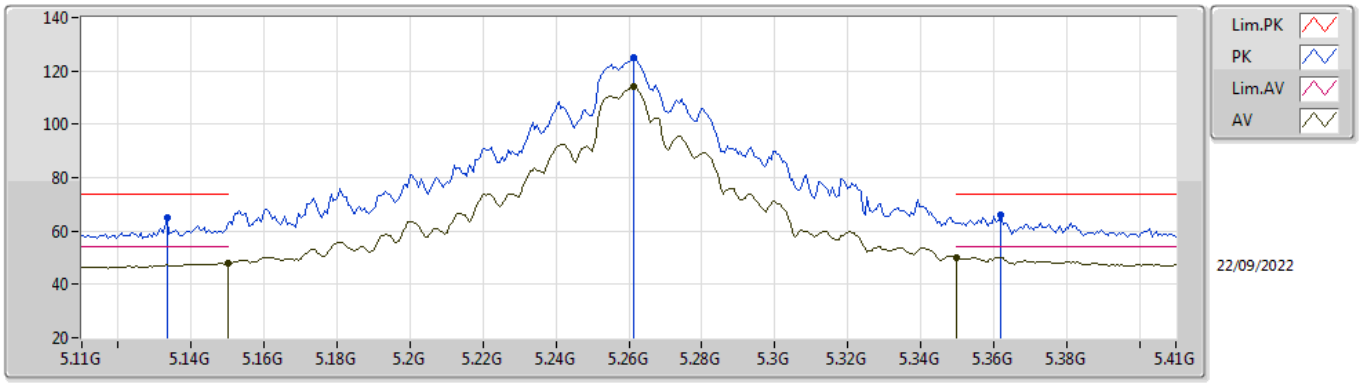

EUT Z_4TX
Setting 30
06-E-S-5-10

Type	Freq	Level	Limit	Margin	Raw	Dist	Condition	Azimuth	Height	Comment	AF	CL	PA
	(Hz)	(dBuV/m)	(dBuV/m)	(dB)	(dBuV)	(m)		(°)	(m)		(dB)	(dB)	(dB)
PK	5.1334G	65.14	74.00	-8.86	60.14	3	Horizontal	62	2.22	-	31.93	5.53	32.46
AV	5.15G	47.83	54.00	-6.17	42.84	3	Horizontal	62	2.22	-	31.90	5.55	32.46
PK	5.2612G	125.04	Inf	-Inf	120.32	3	Horizontal	62	2.22	-	31.56	5.63	32.47
AV	5.2612G	114.07	Inf	-Inf	109.35	3	Horizontal	62	2.22	-	31.56	5.63	32.47
PK	5.362G	65.90	74.00	-8.10	61.35	3	Horizontal	62	2.22	-	31.35	5.68	32.48
AV	5.35G	50.04	54.00	-3.96	45.54	3	Horizontal	62	2.22	-	31.30	5.68	32.48

802.11a_Nss1,(6Mbps)_4TX

5260MHz_TnomVnom

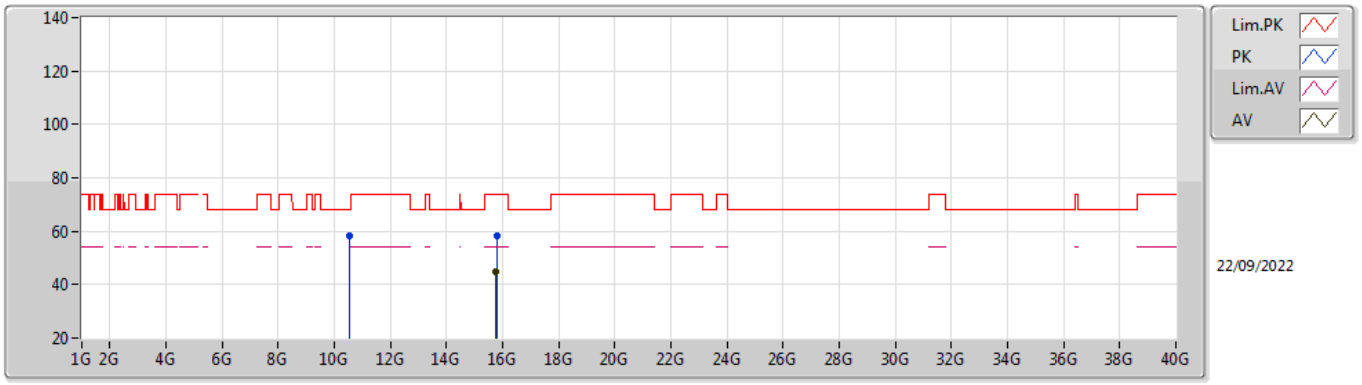

EUT Z_4TX
Setting 30
06-E-C-6

Type	Freq	Level	Limit	Margin	Raw	Dist	Condition	Azimuth	Height	Comment	AF	CL	PA
	(Hz)	(dBuV/m)	(dBuV/m)	(dB)	(dBuV)	(m)		(°)	(m)		(dB)	(dB)	(dB)
PK	10.5216G	58.34	68.20	-9.86	44.25	3	Vertical	225	1.80	-	40.18	8.61	34.70
PK	15.78708G	58.26	74.00	-15.74	44.89	3	Vertical	142	1.55	-	37.90	10.27	34.80
AV	15.77328G	44.86	54.00	-9.14	31.49	3	Vertical	142	1.55	-	37.90	10.27	34.80

802.11a_Nss1,(6Mbps)_4TX

5260MHz_TnomVnom

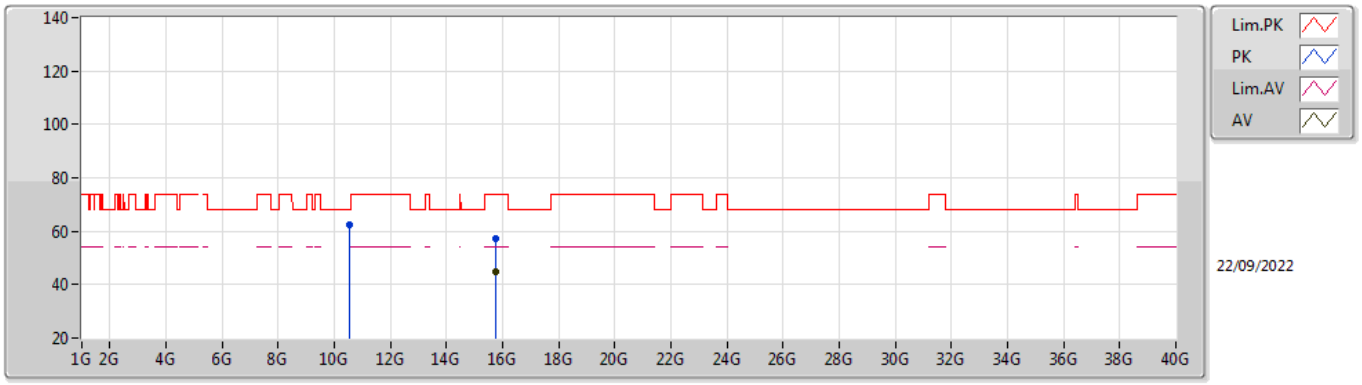

EUT Z_4TX
Setting 30
06-E-C-6

Type	Freq	Level	Limit	Margin	Raw	Dist	Condition	Azimuth	Height	Comment	AF	CL	PA
	(Hz)	(dBuV/m)	(dBuV/m)	(dB)	(dBuV)	(m)		(°)	(m)		(dB)	(dB)	(dB)
PK	10.5224G	62.42	68.20	-5.78	48.33	3	Horizontal	297	2.63	-	40.18	8.61	34.70
PK	15.7764G	57.37	74.00	-16.63	44.00	3	Horizontal	32	1.02	-	37.90	10.27	34.80
AV	15.76866G	44.98	54.00	-9.02	31.61	3	Horizontal	32	1.02	-	37.90	10.27	34.80

802.11a_Nss1,(6Mbps)_4TX

5300MHz_TnomVnom

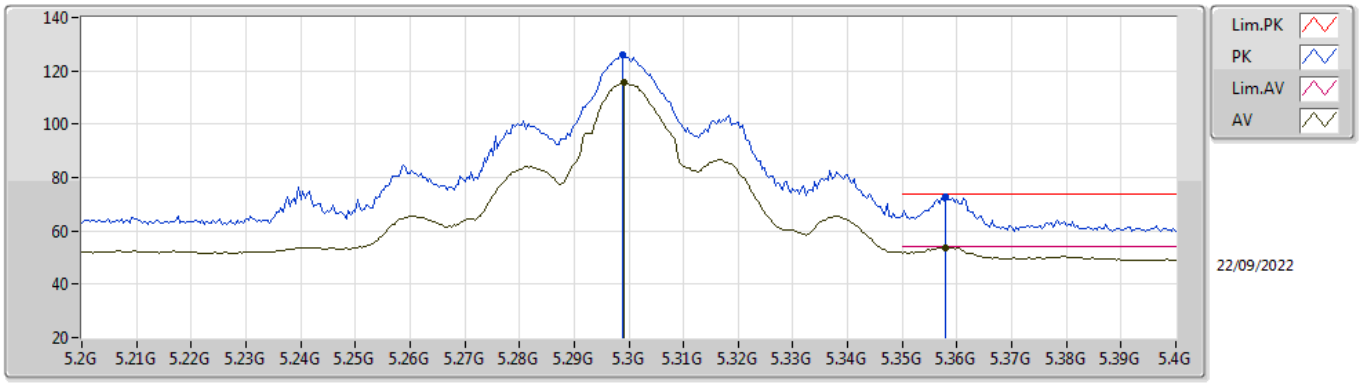

EUT Z_4TX
Setting 26
06-E-S-5-10

Type	Freq	Level	Limit	Margin	Raw	Dist	Condition	Azimuth	Height	Comment	AF	CL	PA
	(Hz)	(dBuV/m)	(dBuV/m)	(dB)	(dBuV)	(m)		(°)	(m)		(dB)	(dB)	(dB)
PK	5.2988G	125.92	Inf	-Inf	121.35	3	Vertical	185	1.04	-	31.40	5.65	32.48
AV	5.2992G	115.77	Inf	-Inf	111.20	3	Vertical	185	1.04	-	31.40	5.65	32.48
PK	5.358G	72.99	74.00	-1.01	68.46	3	Vertical	185	1.04	-	31.33	5.68	32.48
AV	5.358G	53.77	54.00	-0.23	49.24	3	Vertical	185	1.04	-	31.33	5.68	32.48

802.11a_Nss1,(6Mbps)_4TX

5300MHz_TnomVnom

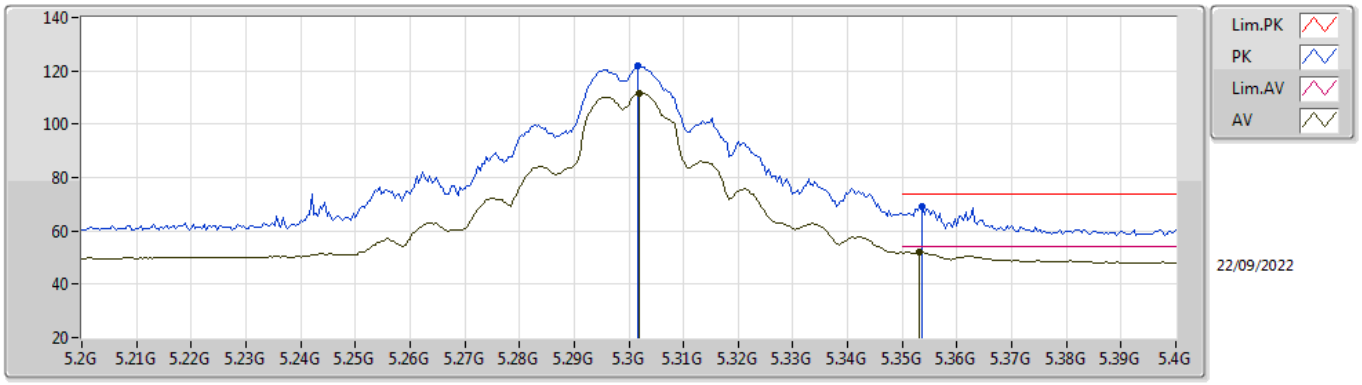

EUT Z_4TX
Setting 26
06-E-S-5-10

Type	Freq	Level	Limit	Margin	Raw	Dist	Condition	Azimuth	Height	Comment	AF	CL	PA
	(Hz)	(dBuV/m)	(dBuV/m)	(dB)	(dBuV)	(m)		(°)	(m)		(dB)	(dB)	(dB)
PK	5.3016G	121.68	Inf	-Inf	117.11	3	Horizontal	65	1.80	-	31.40	5.65	32.48
AV	5.302G	111.78	Inf	-Inf	107.21	3	Horizontal	65	1.80	-	31.40	5.65	32.48
PK	5.3536G	69.20	74.00	-4.80	64.69	3	Horizontal	65	1.80	-	31.31	5.68	32.48
AV	5.3532G	51.91	54.00	-2.09	47.40	3	Horizontal	65	1.80	-	31.31	5.68	32.48

802.11a_Nss1,(6Mbps)_4TX

5300MHz_TnomVnom

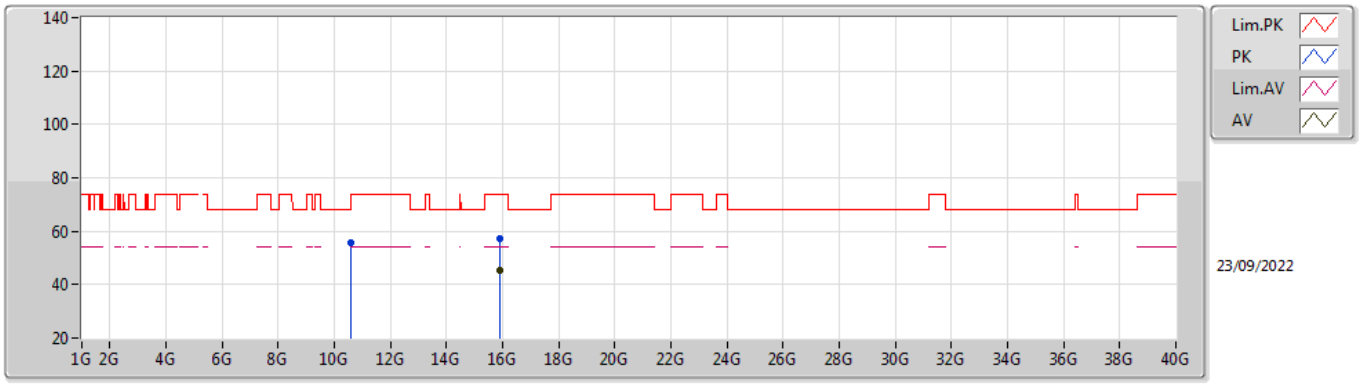

EUT Z_4TX
Setting 26
06-E-C-6

Type	Freq	Level	Limit	Margin	Raw	Dist	Condition	Azimuth	Height	Comment	AF	CL	PA
	(Hz)	(dBuV/m)	(dBuV/m)	(dB)	(dBuV)	(m)		(°)	(m)		(dB)	(dB)	(dB)
PK	10.59208G	55.67	68.20	-12.53	41.59	3	Vertical	117	1.43	-	40.11	8.66	34.69
PK	15.89994G	57.49	74.00	-16.51	44.31	3	Vertical	39	2.61	-	37.70	10.28	34.80
AV	15.91488G	45.21	54.00	-8.79	32.03	3	Vertical	39	2.61	-	37.69	10.29	34.80

802.11a_Nss1,(6Mbps)_4TX

5300MHz_TnomVnom

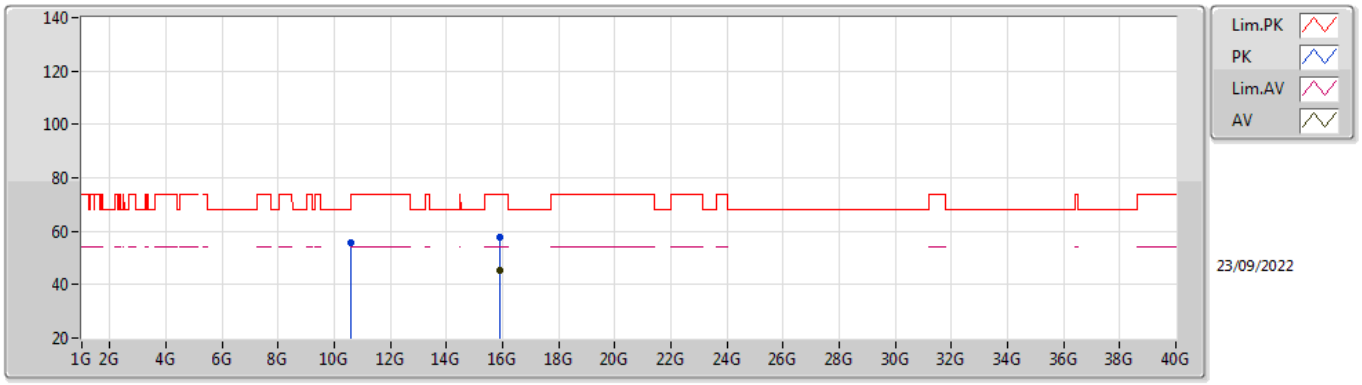

EUT Z_4TX
Setting 26
06-E-C-6

Type	Freq	Level	Limit	Margin	Raw	Dist	Condition	Azimuth	Height	Comment	AF	CL	PA
	(Hz)	(dBuV/m)	(dBuV/m)	(dB)	(dBuV)	(m)		(°)	(m)		(dB)	(dB)	(dB)
PK	10.59574G	55.81	68.20	-12.39	41.74	3	Horizontal	148	1.20	-	40.10	8.66	34.69
PK	15.8883G	57.78	74.00	-16.22	44.58	3	Horizontal	49	1.50	-	37.72	10.28	34.80
AV	15.91488G	45.12	54.00	-8.88	31.94	3	Horizontal	49	1.50	-	37.69	10.29	34.80

802.11a_Nss1,(6Mbps)_4TX

5320MHz_TnomVnom

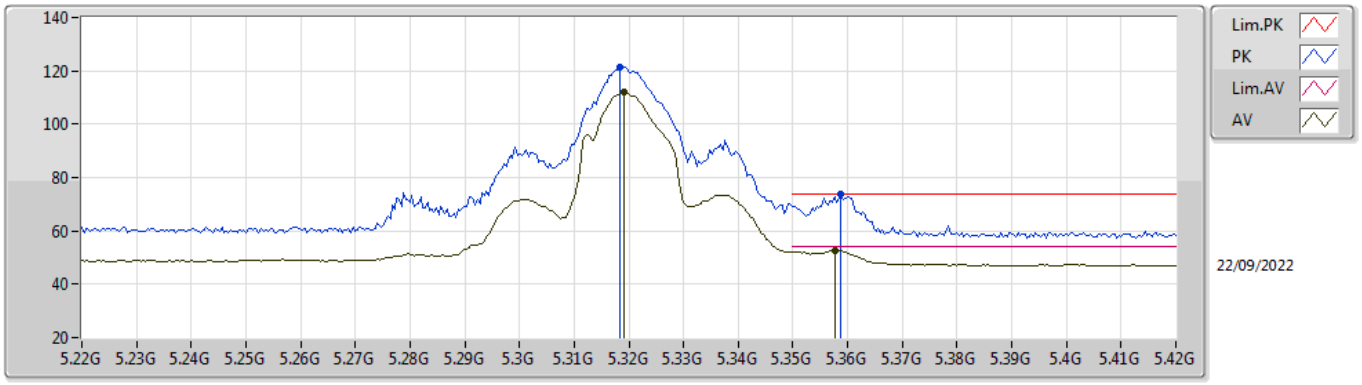

EUT Z_4TX
Setting 21
06-E-S-5-10

Type	Freq	Level	Limit	Margin	Raw	Dist	Condition	Azimuth	Height	Comment	AF	CL	PA
	(Hz)	(dBuV/m)	(dBuV/m)	(dB)	(dBuV)	(m)		(°)	(m)		(dB)	(dB)	(dB)
PK	5.3184G	121.56	Inf	-Inf	117.02	3	Vertical	182	1.01	-	31.36	5.66	32.48
AV	5.3192G	112.06	Inf	-Inf	107.52	3	Vertical	182	1.01	-	31.36	5.66	32.48
PK	5.3588G	73.79	74.00	-0.21	69.25	3	Vertical	182	1.01	-	31.34	5.68	32.48
AV	5.3576G	52.79	54.00	-1.21	48.26	3	Vertical	182	1.01	-	31.33	5.68	32.48

802.11a_Nss1,(6Mbps)_4TX

5320MHz_TnomVnom

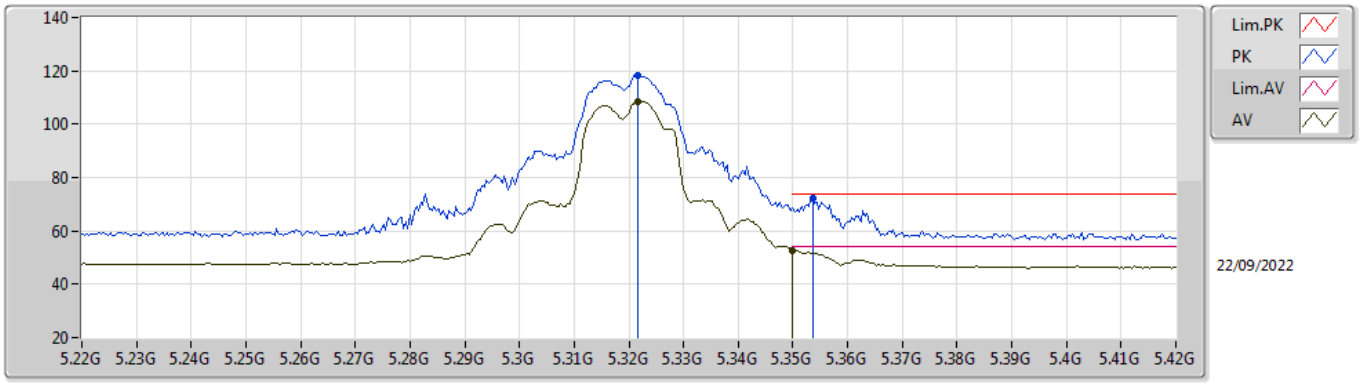

EUT Z_4TX
Setting 21
06-E-S-5-10

Type	Freq	Level	Limit	Margin	Raw	Dist	Condition	Azimuth	Height	Comment	AF	CL	PA
	(Hz)	(dBuV/m)	(dBuV/m)	(dB)	(dBuV)	(m)		(°)	(m)		(dB)	(dB)	(dB)
PK	5.3216G	118.32	Inf	-Inf	113.78	3	Horizontal	66	1.80	-	31.36	5.66	32.48
AV	5.3216G	108.66	Inf	-Inf	104.12	3	Horizontal	66	1.80	-	31.36	5.66	32.48
PK	5.3536G	72.40	74.00	-1.60	67.89	3	Horizontal	66	1.80	-	31.31	5.68	32.48
AV	5.35G	52.71	54.00	-1.29	48.21	3	Horizontal	66	1.80	-	31.30	5.68	32.48

802.11a_Nss1,(6Mbps)_4TX

5320MHz_TnomVnom

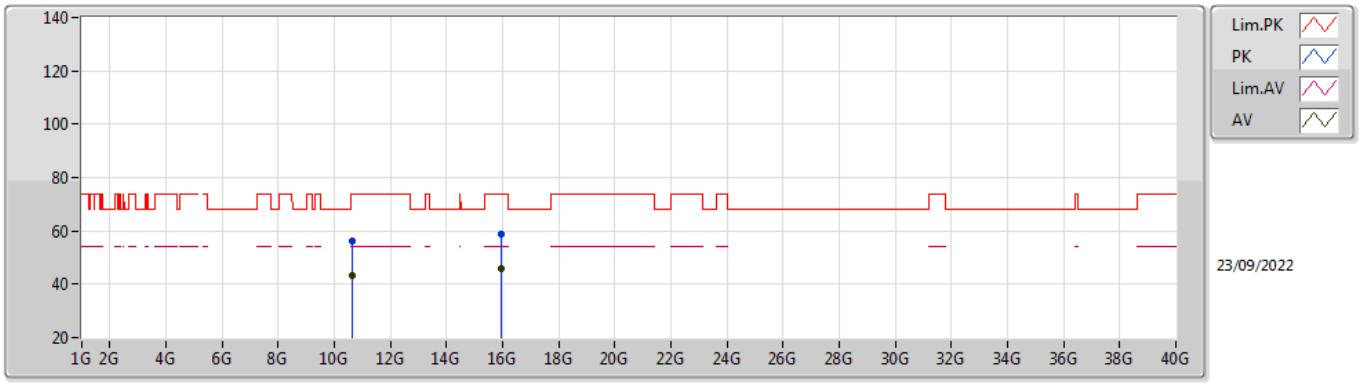

EUT Z_4TX
Setting 21
06-E-C-6

Type	Freq	Level	Limit	Margin	Raw	Dist	Condition	Azimuth	Height	Comment	AF	CL	PA
	(Hz)	(dBuV/m)	(dBuV/m)	(dB)	(dBuV)	(m)		(°)	(m)		(dB)	(dB)	(dB)
PK	10.6541G	56.22	74.00	-17.78	42.11	3	Vertical	293	1.72	-	40.10	8.69	34.68
AV	10.65392G	43.13	54.00	-10.87	29.02	3	Vertical	293	1.72	-	40.10	8.69	34.68
PK	15.96324G	58.72	74.00	-15.28	45.58	3	Vertical	191	1.85	-	37.64	10.29	34.79
AV	15.96222G	46.11	54.00	-7.89	32.97	3	Vertical	191	1.85	-	37.64	10.29	34.79

802.11a_Nss1,(6Mbps)_4TX

5320MHz_TnomVnom

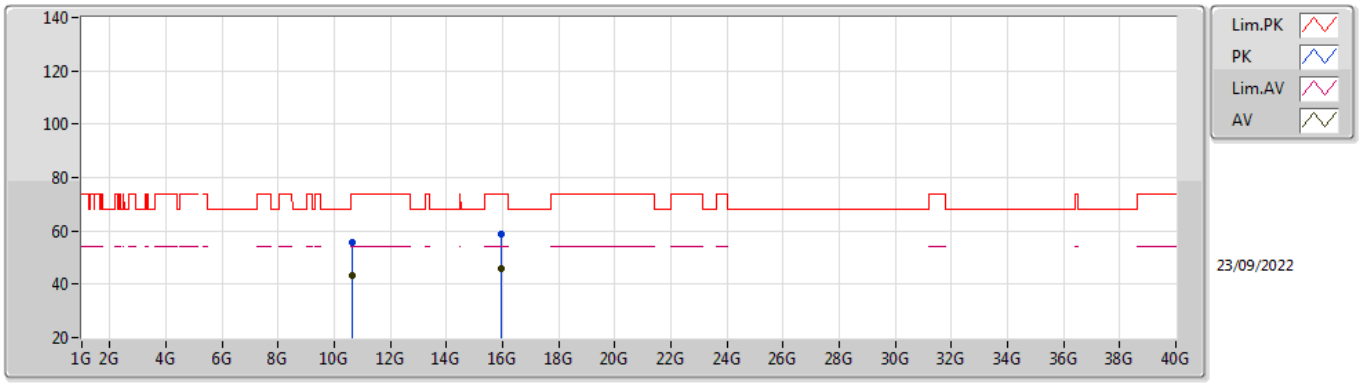

EUT Z_4TX
Setting 21
06-E-C-6

Type	Freq	Level	Limit	Margin	Raw	Dist	Condition	Azimuth	Height	Comment	AF	CL	PA
	(Hz)	(dBuV/m)	(dBuV/m)	(dB)	(dBuV)	(m)		(°)	(m)		(dB)	(dB)	(dB)
PK	10.64822G	55.63	74.00	-18.37	41.53	3	Horizontal	75	1.81	-	40.10	8.69	34.69
AV	10.6409G	43.06	54.00	-10.94	28.97	3	Horizontal	75	1.81	-	40.10	8.68	34.69
PK	15.96288G	58.75	74.00	-15.25	45.61	3	Horizontal	303	2.09	-	37.64	10.29	34.79
AV	15.94866G	45.85	54.00	-8.15	32.70	3	Horizontal	303	2.09	-	37.65	10.29	34.79

802.11a_Nss1,(6Mbps)_4TX

5500MHz_TnomVnom

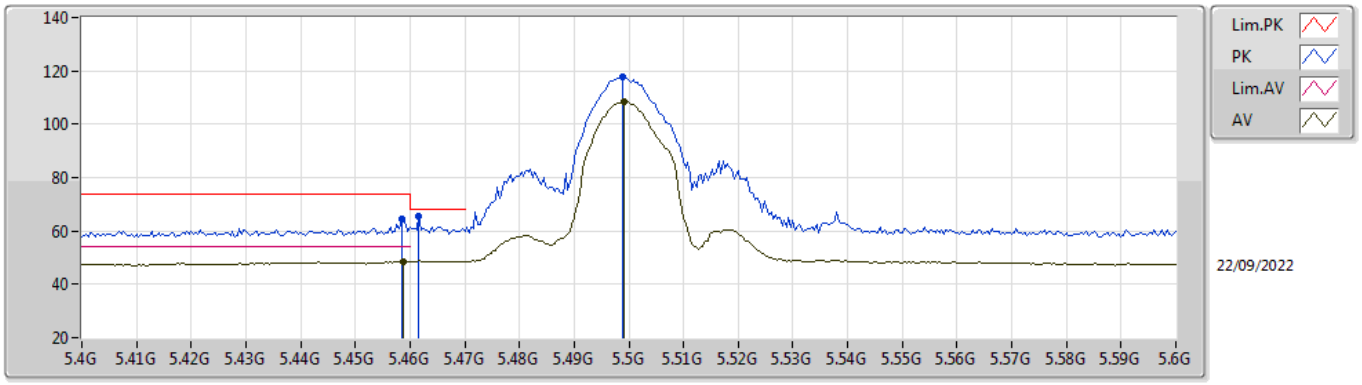

EUT Z_4TX
Setting 17
06-E-S-5-10

Type	Freq	Level	Limit	Margin	Raw	Dist	Condition	Azimuth	Height	Comment	AF	CL	PA
	(Hz)	(dBuV/m)	(dBuV/m)	(dB)	(dBuV)	(m)		(°)	(m)		(dB)	(dB)	(dB)
PK	5.4584G	64.35	74.00	-9.65	59.36	3	Vertical	186	1.80	-	31.73	5.76	32.50
AV	5.4588G	48.70	54.00	-5.30	43.70	3	Vertical	186	1.80	-	31.74	5.76	32.50
PK	5.4616G	65.59	68.20	-2.61	60.58	3	Vertical	186	1.80	-	31.75	5.76	32.50
PK	5.4988G	117.84	Inf	-Inf	112.64	3	Vertical	186	1.80	-	31.90	5.80	32.50
AV	5.4992G	108.45	Inf	-Inf	103.25	3	Vertical	186	1.80	-	31.90	5.80	32.50

802.11a_Nss1,(6Mbps)_4TX

5500MHz_TnomVnom

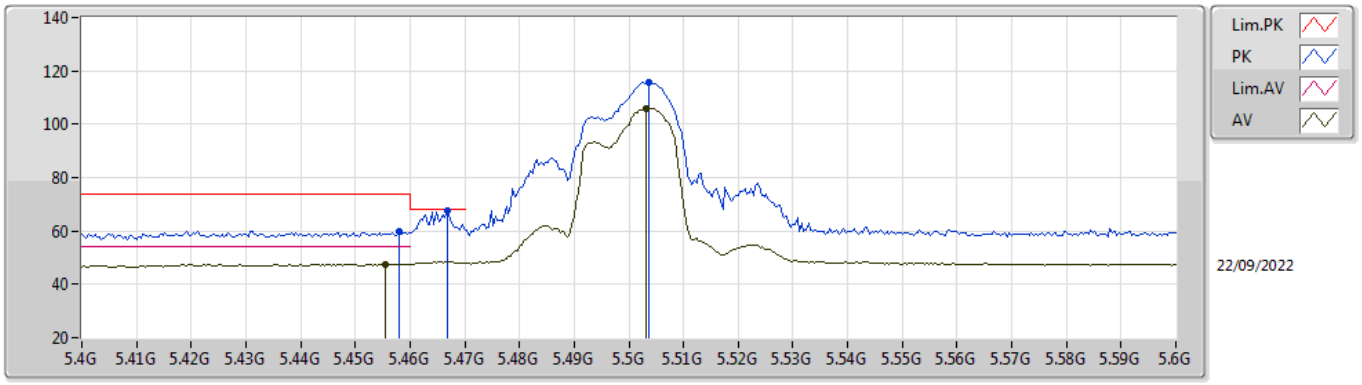

EUT Z_4TX
Setting 17
06-E-S-5-10

Type	Freq	Level	Limit	Margin	Raw	Dist	Condition	Azimuth	Height	Comment	AF	CL	PA
	(Hz)	(dBuV/m)	(dBuV/m)	(dB)	(dBuV)	(m)		(°)	(m)		(dB)	(dB)	(dB)
PK	5.458G	59.84	74.00	-14.16	54.84	3	Horizontal	240	1.80	-	31.73	5.76	32.49
AV	5.4556G	47.67	54.00	-6.33	42.68	3	Horizontal	240	1.80	-	31.72	5.76	32.49
PK	5.4668G	67.59	68.20	-0.61	62.55	3	Horizontal	240	1.80	-	31.77	5.77	32.50
PK	5.5036G	115.61	Inf	-Inf	110.41	3	Horizontal	240	1.80	-	31.90	5.80	32.50
AV	5.5032G	105.98	Inf	-Inf	100.78	3	Horizontal	240	1.80	-	31.90	5.80	32.50

802.11a_Nss1,(6Mbps)_4TX

5500MHz_TnomVnom

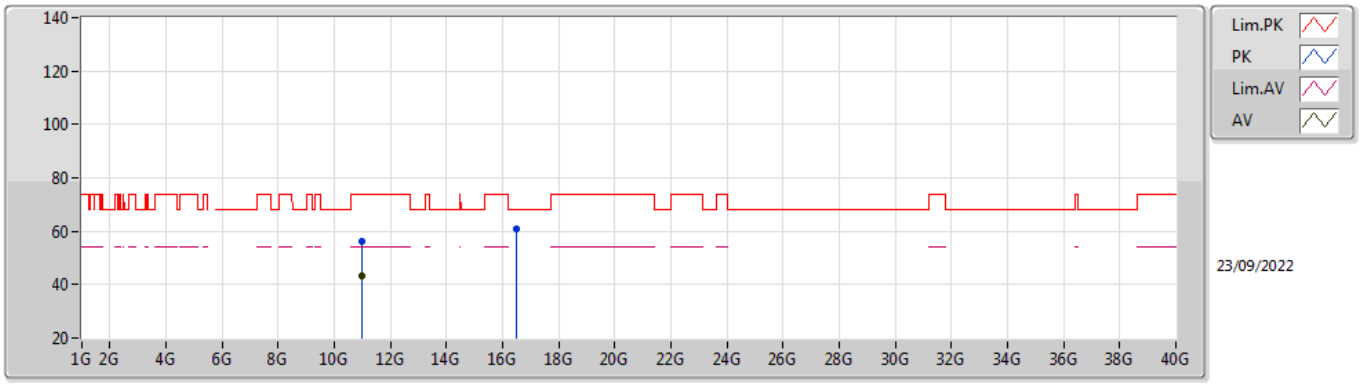

EUT Z_4TX
Setting 17
06-E-C-6

Type	Freq	Level	Limit	Margin	Raw	Dist	Condition	Azimuth	Height	Comment	AF	CL	PA
	(Hz)	(dBuV/m)	(dBuV/m)	(dB)	(dBuV)	(m)		(°)	(m)		(dB)	(dB)	(dB)
PK	11.00798G	56.24	74.00	-17.76	41.42	3	Vertical	158	1.06	-	40.57	8.90	34.65
AV	10.98602G	43.42	54.00	-10.58	28.59	3	Vertical	158	1.06	-	40.59	8.89	34.65
PK	16.50414G	60.97	68.20	-7.23	45.79	3	Vertical	76	1.67	-	39.69	10.43	34.94

802.11a_Nss1,(6Mbps)_4TX

5500MHz_TnomVnom

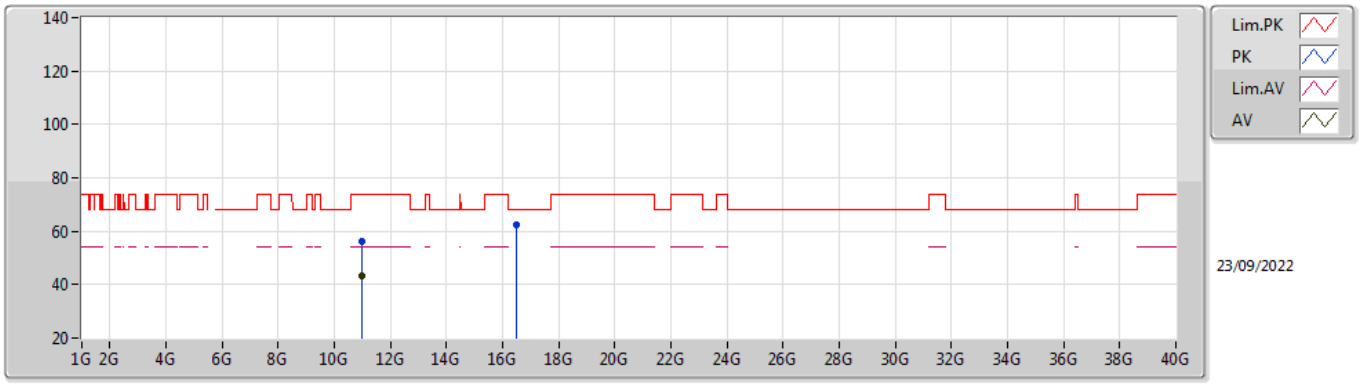

EUT Z_4TX
Setting 17
06-E-C-6

Type	Freq	Level	Limit	Margin	Raw	Dist	Condition	Azimuth	Height	Comment	AF	CL	PA
	(Hz)	(dBuV/m)	(dBuV/m)	(dB)	(dBuV)	(m)		(°)	(m)		(dB)	(dB)	(dB)
PK	10.99112G	56.06	74.00	-17.94	41.23	3	Horizontal	300	2.18	-	40.59	8.89	34.65
AV	10.98614G	43.35	54.00	-10.65	28.52	3	Horizontal	300	2.18	-	40.59	8.89	34.65
PK	16.51308G	62.20	68.20	-6.00	47.03	3	Horizontal	138	1.67	-	39.67	10.43	34.93

802.11a_Nss1,(6Mbps)_4TX

5580MHz_TnomVnom

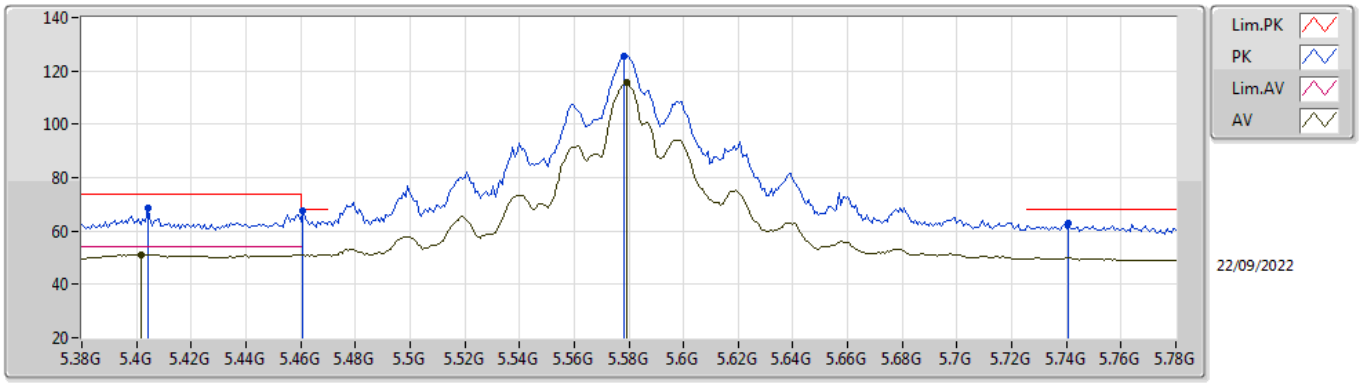

EUT Z_4TX
Setting 30
06-E-S-5-10

Type	Freq	Level	Limit	Margin	Raw	Dist	Condition	Azimuth	Height	Comment	AF	CL	PA
	(Hz)	(dBuV/m)	(dBuV/m)	(dB)	(dBuV)	(m)		(°)	(m)		(dB)	(dB)	(dB)
PK	5.404G	68.65	74.00	-5.35	63.92	3	Vertical	185	1.80	-	31.52	5.70	32.49
AV	5.4016G	51.28	54.00	-2.72	46.56	3	Vertical	185	1.80	-	31.51	5.70	32.49
PK	5.4608G	67.49	68.20	-0.71	62.49	3	Vertical	185	1.80	-	31.74	5.76	32.50
PK	5.5784G	125.77	Inf	-Inf	120.46	3	Vertical	185	1.80	-	31.90	5.88	32.47
AV	5.5792G	115.46	Inf	-Inf	110.15	3	Vertical	185	1.80	-	31.90	5.88	32.47
PK	5.7408G	62.89	68.20	-5.31	57.25	3	Vertical	185	1.80	-	32.16	5.90	32.42

802.11a_Nss1,(6Mbps)_4TX

5580MHz_TnomVnom

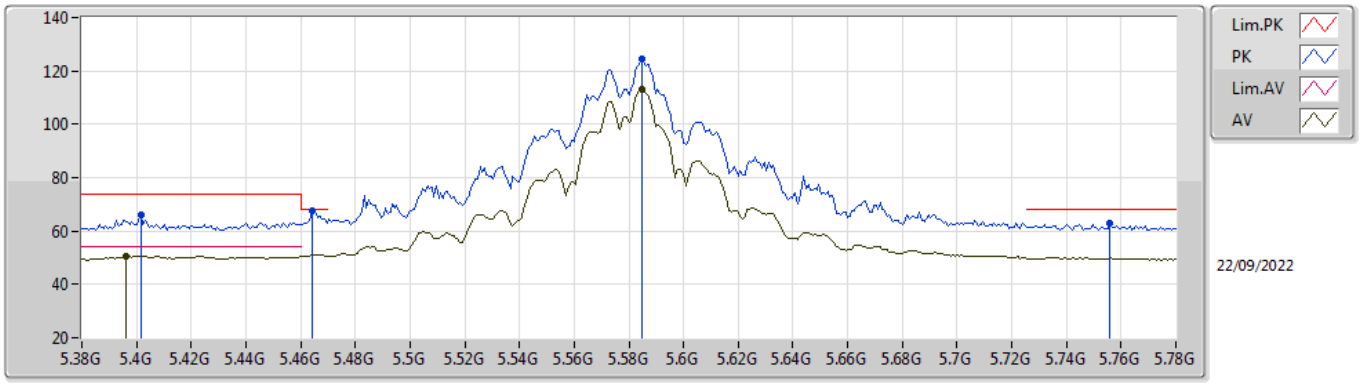

EUT Z_4TX
Setting 30
06-E-S-5-10

Type	Freq	Level	Limit	Margin	Raw	Dist	Condition	Azimuth	Height	Comment	AF	CL	PA
	(Hz)	(dBuV/m)	(dBuV/m)	(dB)	(dBuV)	(m)		(°)	(m)		(dB)	(dB)	(dB)
PK	5.4016G	66.09	74.00	-7.91	61.37	3	Horizontal	277	1.80	-	31.51	5.70	32.49
AV	5.396G	50.50	54.00	-3.50	45.81	3	Horizontal	277	1.80	-	31.48	5.70	32.49
PK	5.464G	67.81	68.20	-0.39	62.79	3	Horizontal	277	1.80	-	31.76	5.76	32.50
PK	5.5848G	124.60	Inf	-Inf	119.29	3	Horizontal	277	1.80	-	31.90	5.88	32.47
AV	5.5848G	112.97	Inf	-Inf	107.66	3	Horizontal	277	1.80	-	31.90	5.88	32.47
PK	5.756G	62.70	68.20	-5.50	57.01	3	Horizontal	277	1.80	-	32.21	5.90	32.42

802.11a_Nss1,(6Mbps)_4TX

5580MHz_TnomVnom

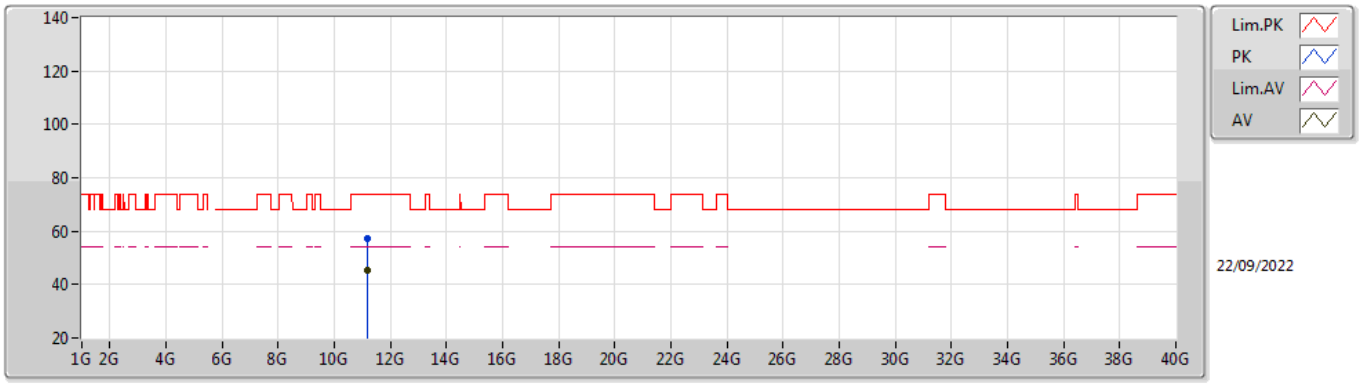

EUT Z_4TX
Setting 30
06-E-C-6

Type	Freq	Level	Limit	Margin	Raw	Dist	Condition	Azimuth	Height	Comment	AF	CL	PA
	(Hz)	(dBuV/m)	(dBuV/m)	(dB)	(dBuV)	(m)		(°)	(m)		(dB)	(dB)	(dB)
PK	11.164G	57.28	74.00	-16.72	42.91	3	Vertical	294	1.80	-	40.01	9.00	34.64
AV	11.1632G	45.40	54.00	-8.60	31.03	3	Vertical	294	1.80	-	40.01	9.00	34.64

802.11a_Nss1,(6Mbps)_4TX

5580MHz_TnomVnom

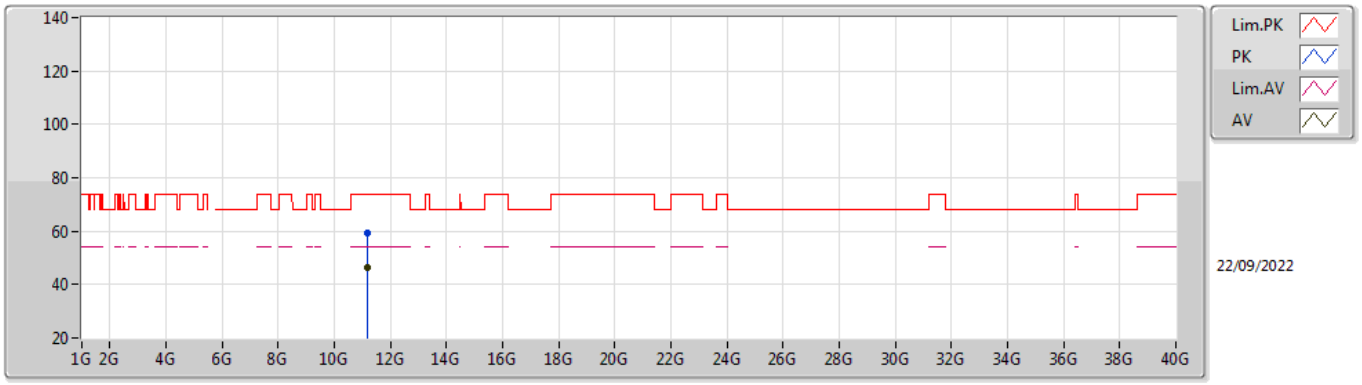

EUT Z_4TX
Setting 30
06-E-C-6

Type	Freq	Level	Limit	Margin	Raw	Dist	Condition	Azimuth	Height	Comment	AF	CL	PA
	(Hz)	(dBuV/m)	(dBuV/m)	(dB)	(dBuV)	(m)		(°)	(m)		(dB)	(dB)	(dB)
PK	11.1632G	59.13	74.00	-14.87	44.76	3	Horizontal	214	1.80	-	40.01	9.00	34.64
AV	11.1632G	46.37	54.00	-7.63	32.00	3	Horizontal	214	1.80	-	40.01	9.00	34.64

802.11a_Nss1,(6Mbps)_4TX

5700MHz_TnomVnom

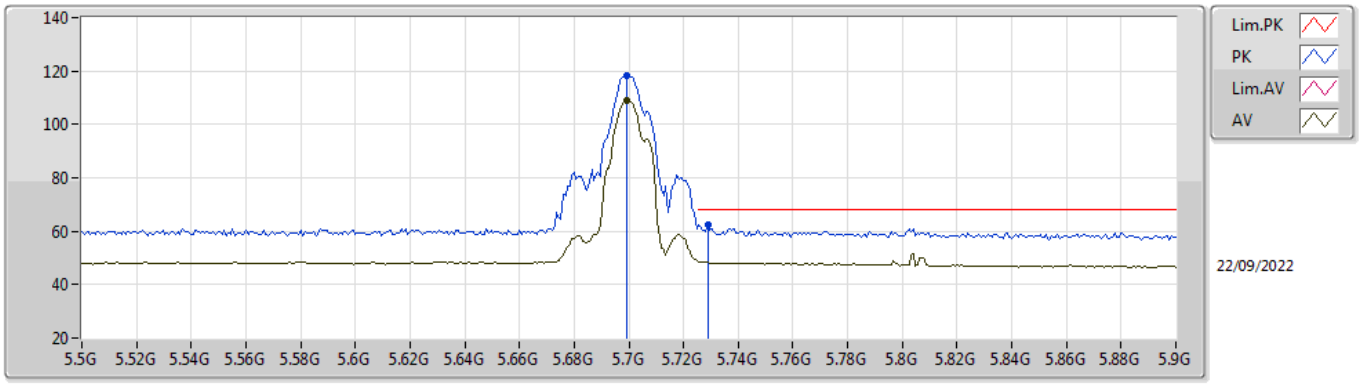

EUT Z_4TX
Setting 16
06-E-S-5-10

Type	Freq	Level	Limit	Margin	Raw	Dist	Condition	Azimuth	Height	Comment	AF	CL	PA
	(Hz)	(dBuV/m)	(dBuV/m)	(dB)	(dBuV)	(m)		(°)	(m)		(dB)	(dB)	(dB)
PK	5.6992G	118.17	Inf	-Inf	112.71	3	Vertical	182	1.78	-	32.00	5.90	32.44
AV	5.6992G	109.08	Inf	-Inf	103.62	3	Vertical	182	1.78	-	32.00	5.90	32.44
PK	5.7288G	62.50	68.20	-5.70	56.91	3	Vertical	182	1.78	-	32.12	5.90	32.43

802.11a_Nss1,(6Mbps)_4TX

5700MHz_TnomVnom

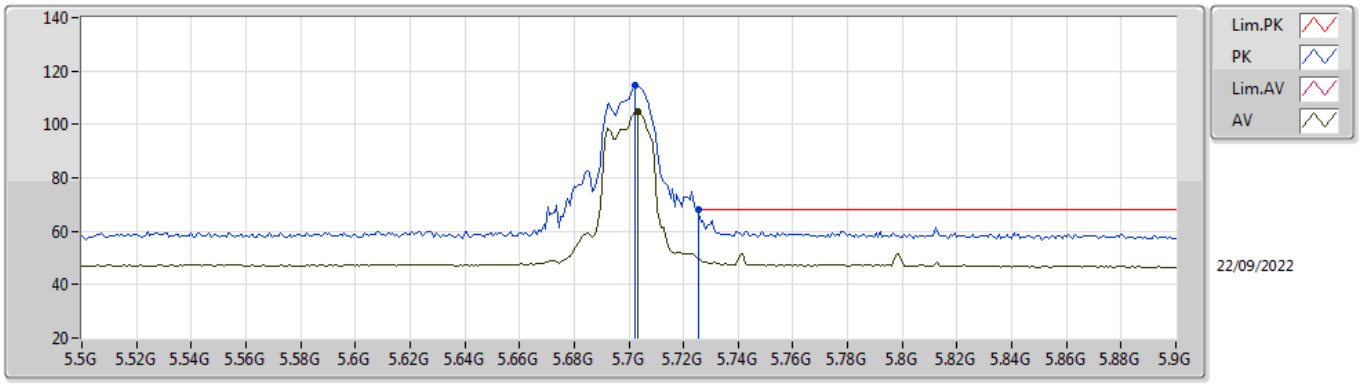

EUT Z_4TX
Setting 16
06-E-S-5-10

Type	Freq	Level	Limit	Margin	Raw	Dist	Condition	Azimuth	Height	Comment	AF	CL	PA
	(Hz)	(dBuV/m)	(dBuV/m)	(dB)	(dBuV)	(m)		(°)	(m)		(dB)	(dB)	(dB)
PK	5.7024G	114.69	Inf	-Inf	109.22	3	Horizontal	312	1.78	-	32.01	5.90	32.44
AV	5.7032G	104.89	Inf	-Inf	99.41	3	Horizontal	312	1.78	-	32.01	5.90	32.43
PK	5.7256G	67.85	68.20	-0.35	62.28	3	Horizontal	312	1.78	-	32.10	5.90	32.43

802.11a_Nss1,(6Mbps)_4TX

5700MHz_TnomVnom

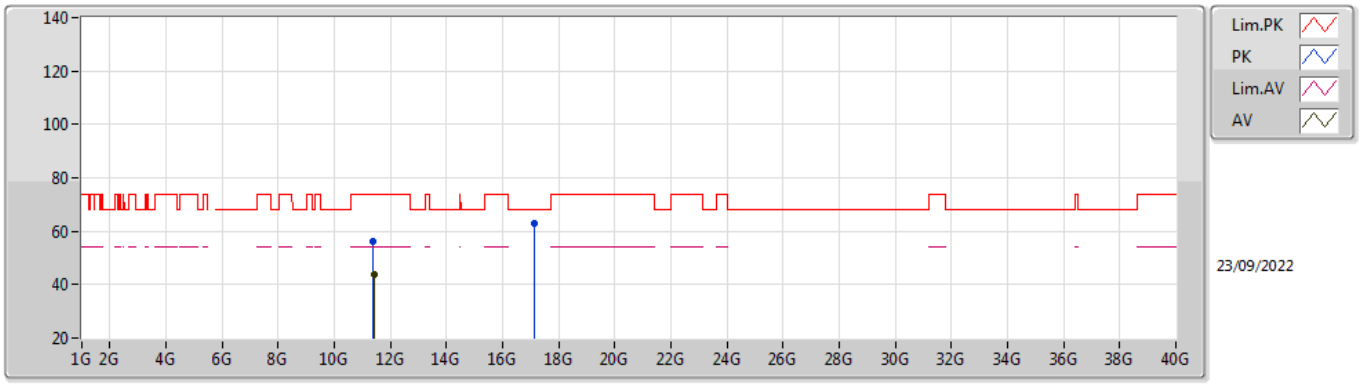

EUT Z_4TX
Setting 16
06-E-C-6

Type	Freq	Level	Limit	Margin	Raw	Dist	Condition	Azimuth	Height	Comment	AF	CL	PA
	(Hz)	(dBuV/m)	(dBuV/m)	(dB)	(dBuV)	(m)		(°)	(m)		(dB)	(dB)	(dB)
PK	11.39736G	56.09	74.00	-17.91	41.49	3	Vertical	231	2.67	-	40.09	9.14	34.63
AV	11.40516G	43.67	54.00	-10.33	29.06	3	Vertical	231	2.67	-	40.10	9.14	34.63
PK	17.10912G	63.06	68.20	-5.14	46.41	3	Vertical	175	2.08	-	40.94	10.58	34.87

802.11a_Nss1,(6Mbps)_4TX

5700MHz_TnomVnom

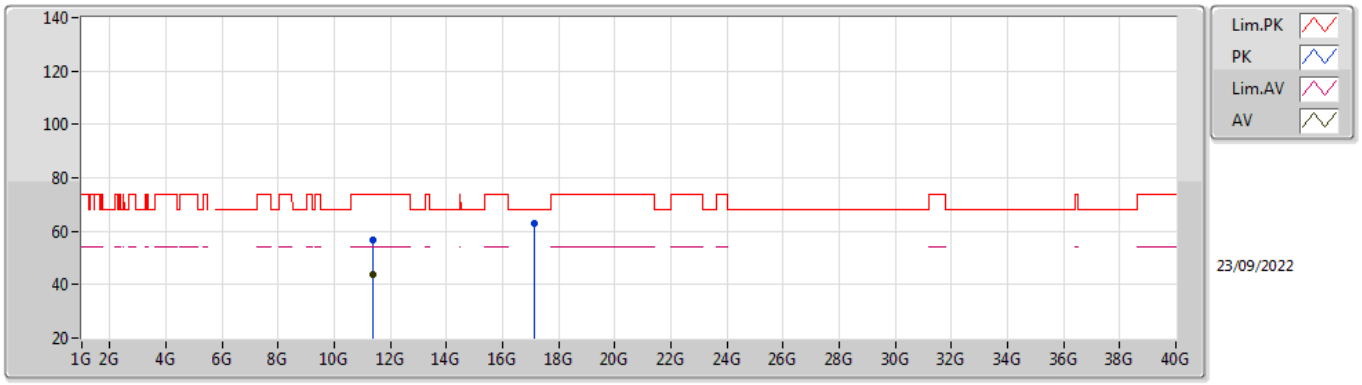

EUT Z_4TX
Setting 16
06-E-C-6

Type	Freq	Level	Limit	Margin	Raw	Dist	Condition	Azimuth	Height	Comment	AF	CL	PA
	(Hz)	(dBuV/m)	(dBuV/m)	(dB)	(dBuV)	(m)		(°)	(m)		(dB)	(dB)	(dB)
PK	11.39028G	56.82	74.00	-17.18	42.24	3	Horizontal	332	2.36	-	40.08	9.13	34.63
AV	11.40012G	43.73	54.00	-10.27	29.12	3	Horizontal	332	2.36	-	40.10	9.14	34.63
PK	17.11002G	63.12	68.20	-5.08	46.47	3	Horizontal	239	2.07	-	40.94	10.58	34.87

802.11a_Nss1,(6Mbps)_4TX

5720MHz_TnomVnom

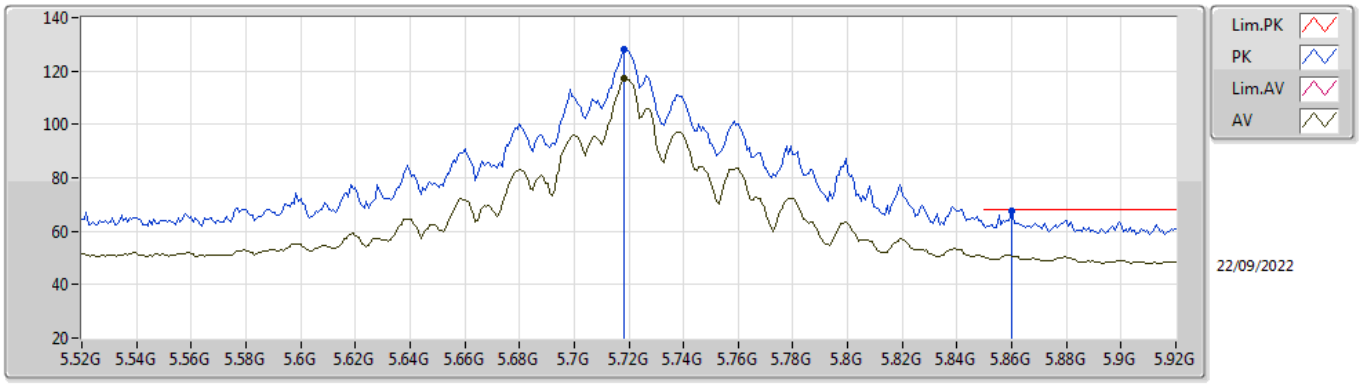

EUT Z_4TX
Setting 30
06-E-S-5-10

Type	Freq	Level	Limit	Margin	Raw	Dist	Condition	Azimuth	Height	Comment	AF	CL	PA
	(Hz)	(dBuV/m)	(dBuV/m)	(dB)	(dBuV)	(m)		(°)	(m)		(dB)	(dB)	(dB)
PK	5.7184G	128.27	Inf	-Inf	122.73	3	Vertical	180	1.98	-	32.07	5.90	32.43
AV	5.7184G	116.99	Inf	-Inf	111.45	3	Vertical	180	1.98	-	32.07	5.90	32.43
PK	5.86G	67.63	68.20	-0.57	61.69	3	Vertical	180	1.98	-	32.36	5.96	32.38

802.11a_Nss1,(6Mbps)_4TX

5720MHz_TnomVnom

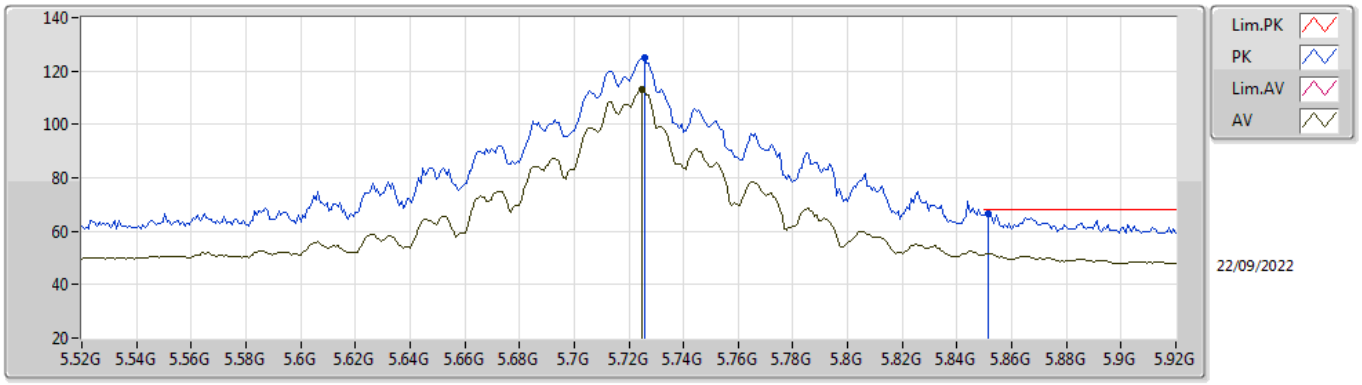

EUT Z_4TX
Setting 30
06-E-S-5-10

Type	Freq	Level	Limit	Margin	Raw	Dist	Condition	Azimuth	Height	Comment	AF	CL	PA
	(Hz)	(dBuV/m)	(dBuV/m)	(dB)	(dBuV)	(m)		(°)	(m)		(dB)	(dB)	(dB)
PK	5.7256G	125.04	Inf	-Inf	119.47	3	Horizontal	272	1.80	-	32.10	5.90	32.43
AV	5.7248G	112.92	Inf	-Inf	107.35	3	Horizontal	272	1.80	-	32.10	5.90	32.43
PK	5.8512G	66.70	68.20	-1.50	60.83	3	Horizontal	272	1.80	-	32.31	5.95	32.39

802.11a_Nss1,(6Mbps)_4TX

5720MHz_TnomVnom

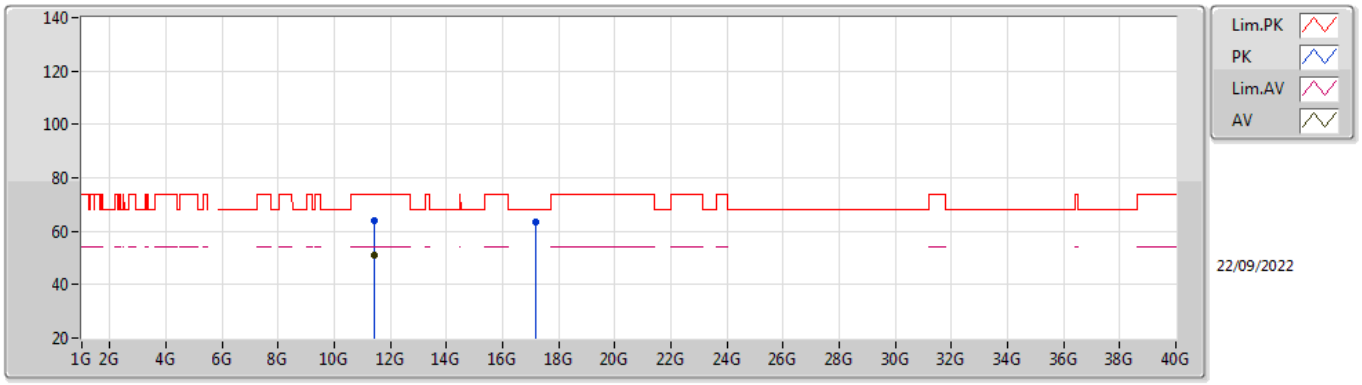

EUT Z_4TX
Setting 30
06-E-C-6

Type	Freq	Level	Limit	Margin	Raw	Dist	Condition	Azimuth	Height	Comment	AF	CL	PA
	(Hz)	(dBuV/m)	(dBuV/m)	(dB)	(dBuV)	(m)		(°)	(m)		(dB)	(dB)	(dB)
PK	11.4352G	63.76	74.00	-10.24	49.13	3	Vertical	302	2.24	-	40.10	9.16	34.63
AV	11.4368G	51.09	54.00	-2.91	36.46	3	Vertical	302	2.24	-	40.10	9.16	34.63
PK	17.17068G	63.56	68.20	-4.64	46.74	3	Vertical	20	1.65	-	41.18	10.59	34.95

802.11a_Nss1,(6Mbps)_4TX

5720MHz_TnomVnom

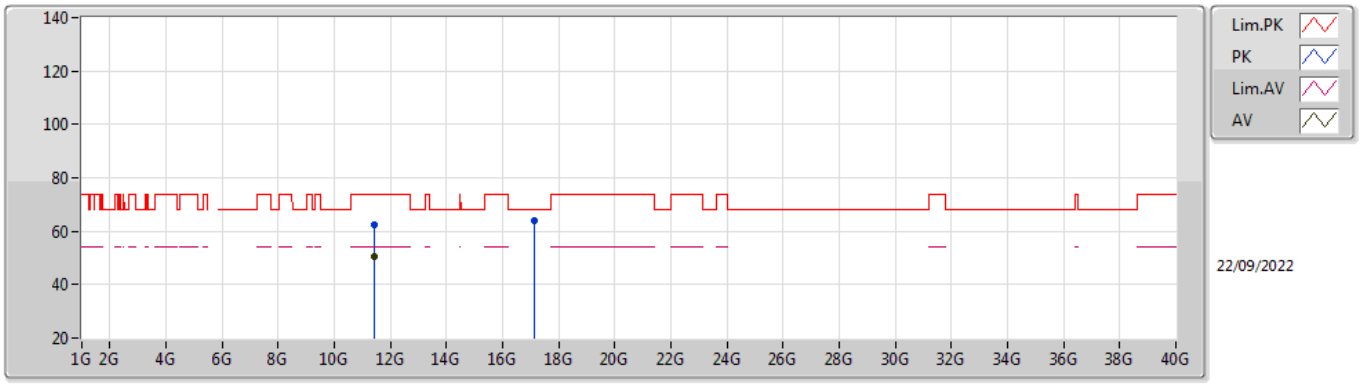

EUT Z_4TX
Setting 30
06-E-C-6

Type	Freq	Level	Limit	Margin	Raw	Dist	Condition	Azimuth	Height	Comment	AF	CL	PA
	(Hz)	(dBuV/m)	(dBuV/m)	(dB)	(dBuV)	(m)		(°)	(m)		(dB)	(dB)	(dB)
PK	11.4352G	62.35	74.00	-11.65	47.72	3	Horizontal	310	1.80	-	40.10	9.16	34.63
AV	11.4376G	50.28	54.00	-3.72	35.65	3	Horizontal	310	1.80	-	40.10	9.16	34.63
PK	17.15322G	63.85	68.20	-4.35	47.07	3	Horizontal	140	1.39	-	41.11	10.59	34.92

802.11ax HEW20_Nss1,(MCS0)_4TX

5260MHz_TnomVnom

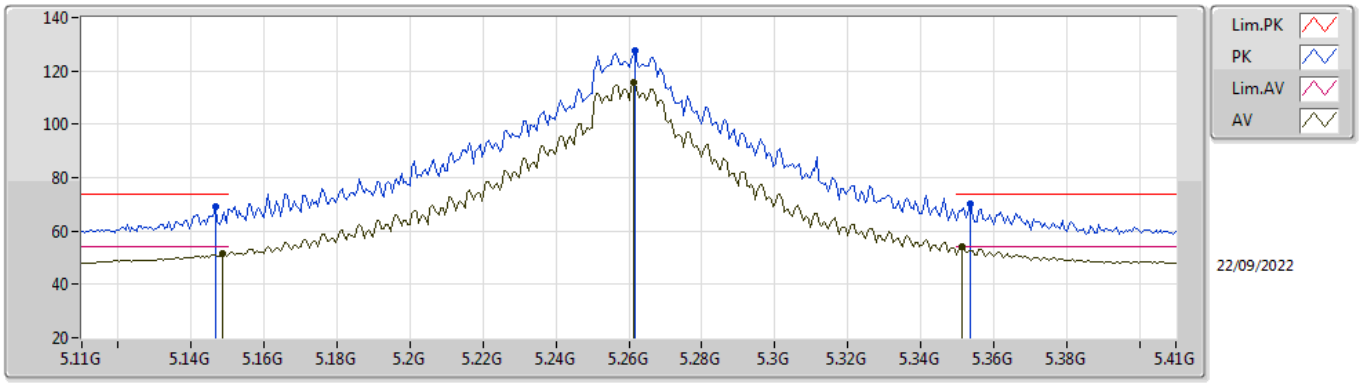

EUT Z_4TX
Setting 30
06-E-C-6-10

Type	Freq	Level	Limit	Margin	Raw	Dist	Condition	Azimuth	Height	Comment	AF	CL	PA
	(Hz)	(dBuV/m)	(dBuV/m)	(dB)	(dBuV)	(m)		(°)	(m)		(dB)	(dB)	(dB)
PK	5.1466G	69.04	74.00	-4.96	64.04	3	Vertical	185	1.00	-	31.91	5.55	32.46
AV	5.1484G	51.44	54.00	-2.56	46.45	3	Vertical	185	1.00	-	31.90	5.55	32.46
PK	5.2618G	127.40	Inf	-Inf	122.69	3	Vertical	185	1.00	-	31.55	5.63	32.47
AV	5.2612G	115.72	Inf	-Inf	111.00	3	Vertical	185	1.00	-	31.56	5.63	32.47
PK	5.3536G	69.95	74.00	-4.05	65.44	3	Vertical	185	1.00	-	31.31	5.68	32.48
AV	5.3512G	53.94	54.00	-0.06	49.44	3	Vertical	185	1.00	-	31.30	5.68	32.48

802.11ax HEW20_Nss1,(MCS0)_4TX

5260MHz_TnomVnom

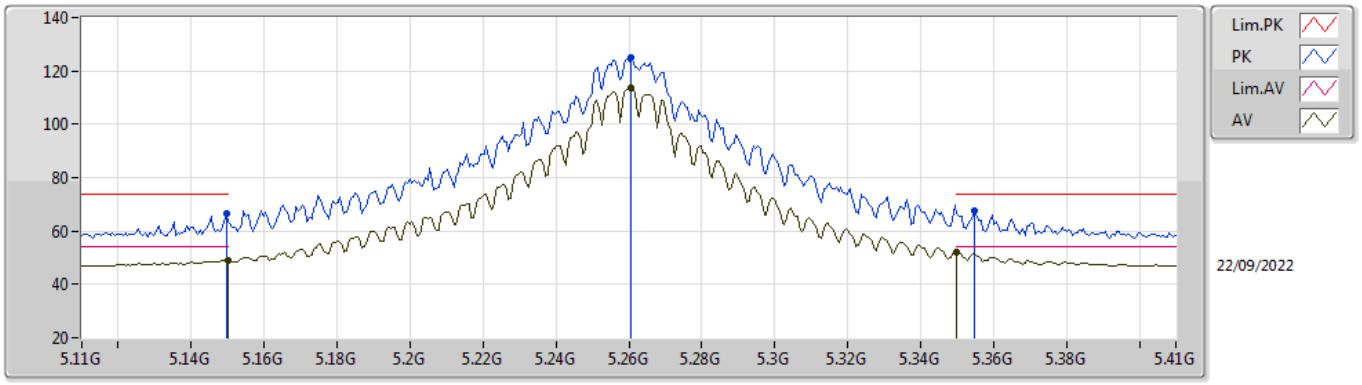

EUT Z_4TX
Setting 30
06-E-C-6-10

Type	Freq	Level	Limit	Margin	Raw	Dist	Condition	Azimuth	Height	Comment	AF	CL	PA
	(Hz)	(dBuV/m)	(dBuV/m)	(dB)	(dBuV)	(m)		(°)	(m)		(dB)	(dB)	(dB)
PK	5.1496G	66.75	74.00	-7.25	61.76	3	Horizontal	54	1.80	-	31.90	5.55	32.46
AV	5.15G	49.03	54.00	-4.97	44.04	3	Horizontal	54	1.80	-	31.90	5.55	32.46
PK	5.2606G	124.92	Inf	-Inf	120.20	3	Horizontal	54	1.80	-	31.56	5.63	32.47
AV	5.2606G	113.55	Inf	-Inf	108.83	3	Horizontal	54	1.80	-	31.56	5.63	32.47
PK	5.3548G	67.39	74.00	-6.61	62.87	3	Horizontal	54	1.80	-	31.32	5.68	32.48
AV	5.35G	51.87	54.00	-2.13	47.37	3	Horizontal	54	1.80	-	31.30	5.68	32.48

802.11ax HEW20_Nss1,(MCS0)_4TX

5260MHz_TnomVnom

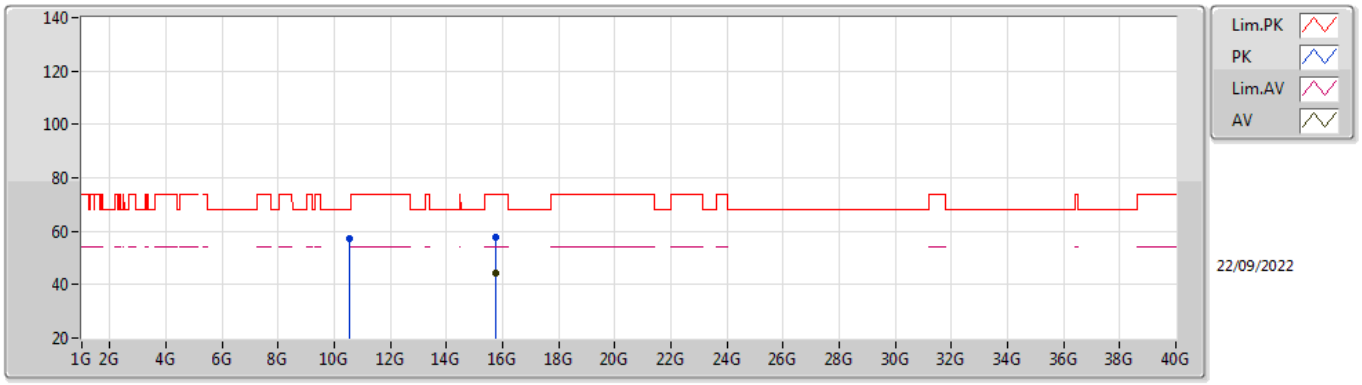

EUT Z_4TX
Setting 30
06-E-C-6

Type	Freq	Level	Limit	Margin	Raw	Dist	Condition	Azimuth	Height	Comment	AF	CL	PA
	(Hz)	(dBuV/m)	(dBuV/m)	(dB)	(dBuV)	(m)		(°)	(m)		(dB)	(dB)	(dB)
PK	10.5216G	57.18	68.20	-11.02	43.09	3	Vertical	276	1.80	-	40.18	8.61	34.70
PK	15.7743G	57.84	74.00	-16.16	44.47	3	Vertical	48	2.17	-	37.90	10.27	34.80
AV	15.7743G	44.54	54.00	-9.46	31.17	3	Vertical	48	2.17	-	37.90	10.27	34.80

802.11ax HEW20_Nss1,(MCS0)_4TX

5260MHz_TnomVnom

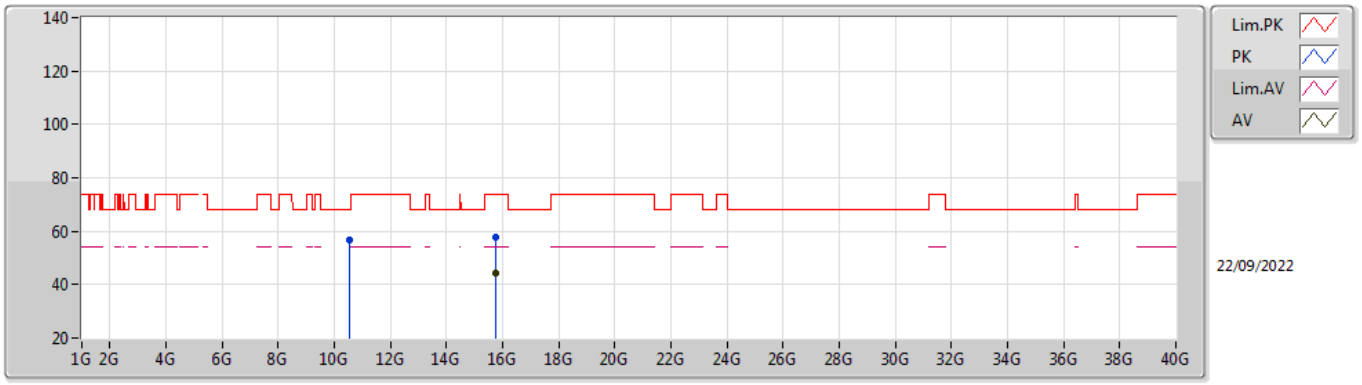

EUT Z_4TX
Setting 30
06-E-C-6

Type	Freq	Level	Limit	Margin	Raw	Dist	Condition	Azimuth	Height	Comment	AF	CL	PA
	(Hz)	(dBuV/m)	(dBuV/m)	(dB)	(dBuV)	(m)		(°)	(m)		(dB)	(dB)	(dB)
PK	10.52G	56.91	68.20	-11.29	42.82	3	Horizontal	203	1.80	-	40.18	8.61	34.70
PK	15.76884G	57.69	74.00	-16.31	44.32	3	Horizontal	317	1.36	-	37.90	10.27	34.80
AV	15.76596G	44.55	54.00	-9.45	31.19	3	Horizontal	317	1.36	-	37.90	10.26	34.80

802.11ax HEW20_Nss1,(MCS0)_4TX

5300MHz_TnomVnom

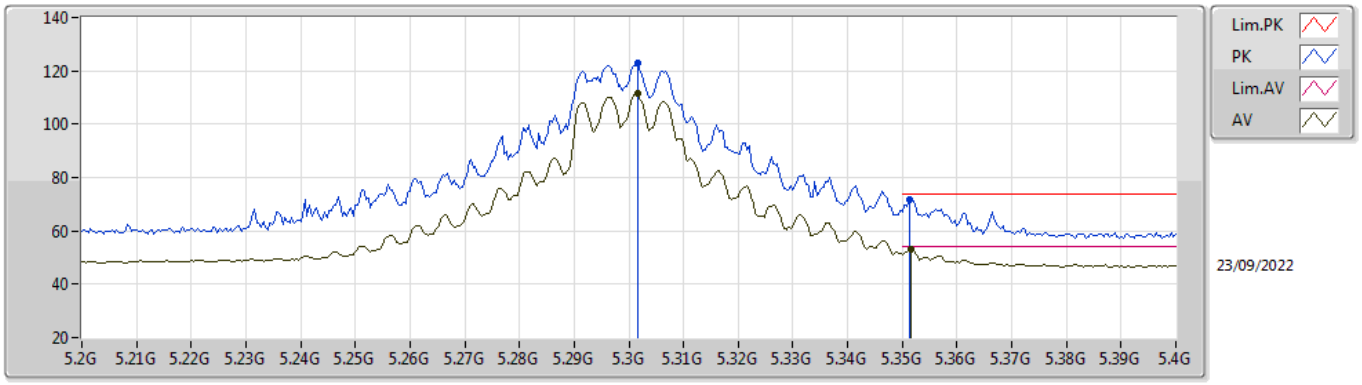

EUT Z_4TX
Setting 24
06-E-C-6-10

Type	Freq	Level	Limit	Margin	Raw	Dist	Condition	Azimuth	Height	Comment	AF	CL	PA
	(Hz)	(dBuV/m)	(dBuV/m)	(dB)	(dBuV)	(m)		(°)	(m)		(dB)	(dB)	(dB)
PK	5.3016G	123.00	Inf	-Inf	118.43	3	Vertical	187	1.80	-	31.40	5.65	32.48
AV	5.3016G	111.59	Inf	-Inf	107.02	3	Vertical	187	1.80	-	31.40	5.65	32.48
PK	5.3512G	71.75	74.00	-2.25	67.25	3	Vertical	187	1.80	-	31.30	5.68	32.48
AV	5.3516G	53.22	54.00	-0.78	48.71	3	Vertical	187	1.80	-	31.31	5.68	32.48

802.11ax HEW20_Nss1,(MCS0)_4TX

5300MHz_TnomVnom

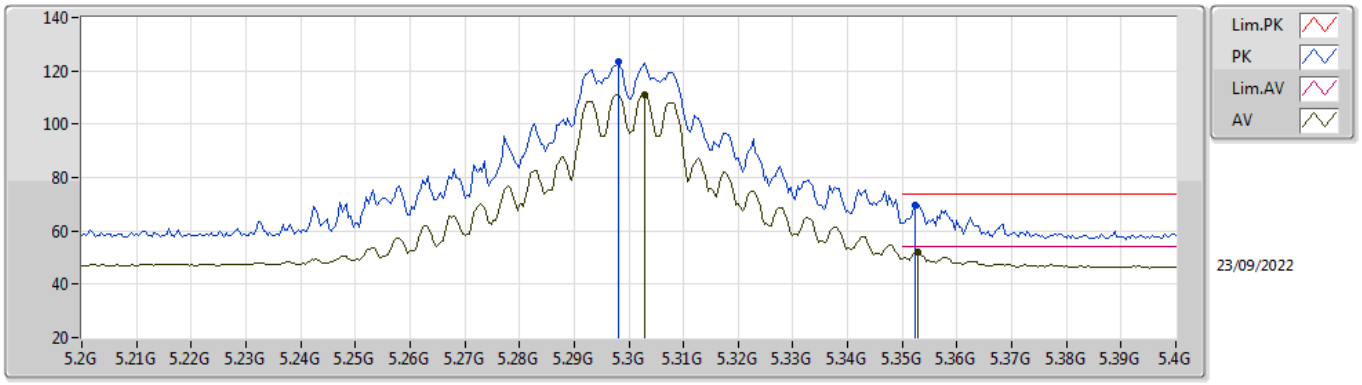

EUT Z_4TX
Setting 24
06-E-C-6-10

Type	Freq	Level	Limit	Margin	Raw	Dist	Condition	Azimuth	Height	Comment	AF	CL	PA
	(Hz)	(dBuV/m)	(dBuV/m)	(dB)	(dBuV)	(m)		(°)	(m)		(dB)	(dB)	(dB)
PK	5.298G	123.27	Inf	-Inf	118.69	3	Horizontal	242	2.96	-	31.41	5.65	32.48
AV	5.3028G	111.21	Inf	-Inf	106.65	3	Horizontal	242	2.96	-	31.39	5.65	32.48
PK	5.3524G	69.81	74.00	-4.19	65.30	3	Horizontal	242	2.96	-	31.31	5.68	32.48
AV	5.3528G	52.27	54.00	-1.73	47.76	3	Horizontal	242	2.96	-	31.31	5.68	32.48

802.11ax HEW20_Nss1,(MCS0)_4TX

5300MHz_TnomVnom

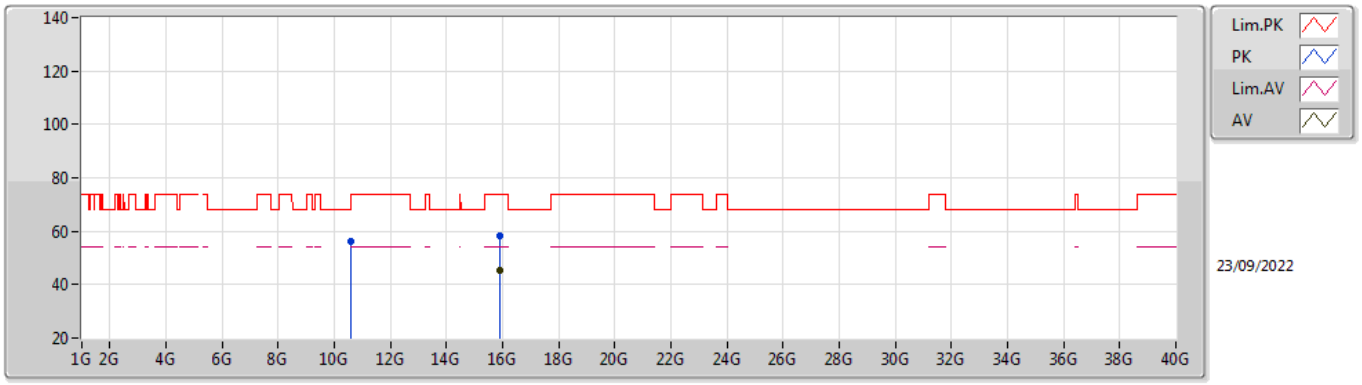

EUT Z_4TX
Setting 24
06-E-C-6

Type	Freq	Level	Limit	Margin	Raw	Dist	Condition	Azimuth	Height	Comment	AF	CL	PA
	(Hz)	(dBuV/m)	(dBuV/m)	(dB)	(dBuV)	(m)		(°)	(m)		(dB)	(dB)	(dB)
PK	10.5997G	55.96	68.20	-12.24	41.89	3	Vertical	118	2.20	-	40.10	8.66	34.69
PK	15.89832G	58.36	74.00	-15.64	45.18	3	Vertical	175	1.68	-	37.70	10.28	34.80
AV	15.9129G	45.20	54.00	-8.80	32.02	3	Vertical	175	1.68	-	37.69	10.29	34.80

802.11ax HEW20_Nss1,(MCS0)_4TX

5300MHz_TnomVnom

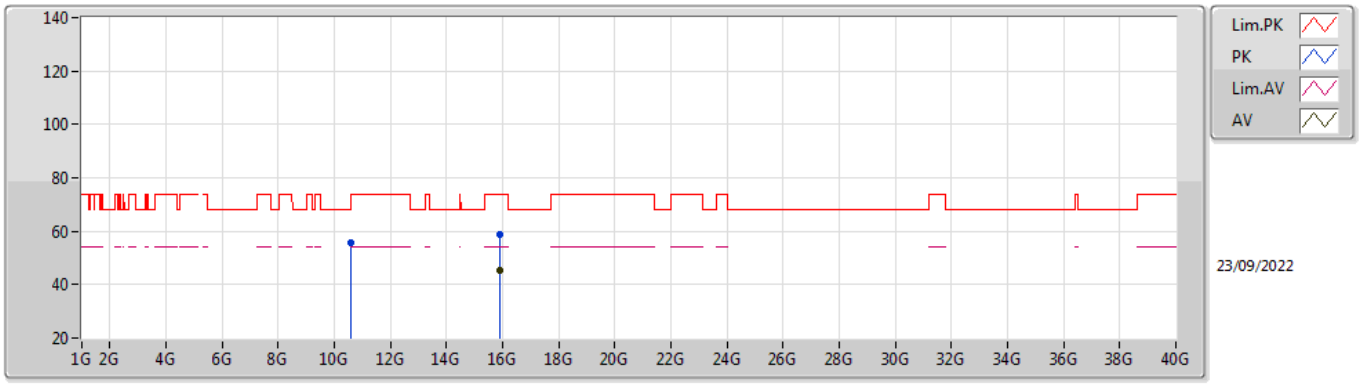

EUT Z_4TX
Setting 24
06-E-C-6

Type	Freq	Level	Limit	Margin	Raw	Dist	Condition	Azimuth	Height	Comment	AF	CL	PA
	(Hz)	(dBuV/m)	(dBuV/m)	(dB)	(dBuV)	(m)		(°)	(m)		(dB)	(dB)	(dB)
PK	10.59244G	55.75	68.20	-12.45	41.67	3	Horizontal	348	1.77	-	40.11	8.66	34.69
PK	15.903G	59.05	74.00	-14.95	45.86	3	Horizontal	130	2.63	-	37.70	10.29	34.80
AV	15.91488G	45.31	54.00	-8.69	32.13	3	Horizontal	130	2.63	-	37.69	10.29	34.80

802.11ax HEW20_Nss1,(MCS0)_4TX

5320MHz_TnomVnom

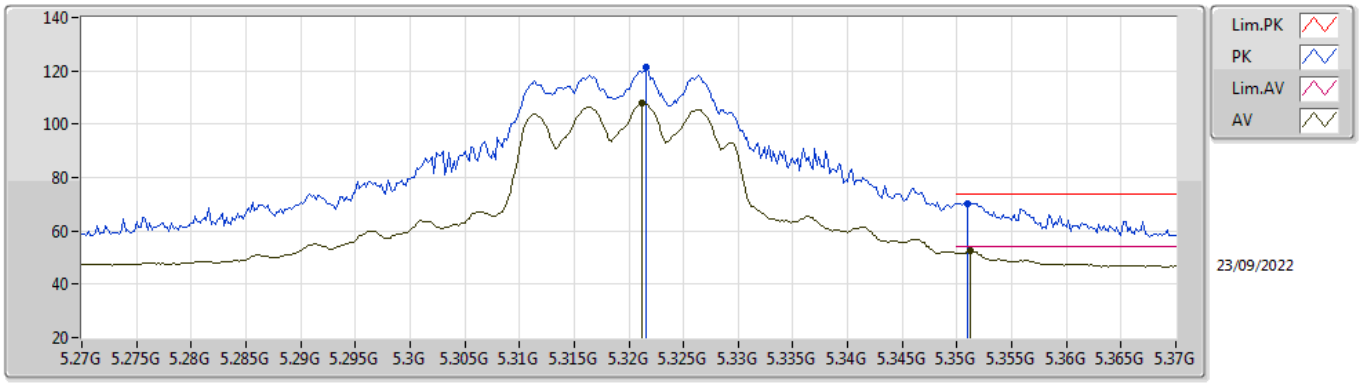

EUT Z_4TX
Setting 17.5
06-E-C-6-10

Type	Freq	Level	Limit	Margin	Raw	Dist	Condition	Azimuth	Height	Comment	AF	CL	PA
	(Hz)	(dBuV/m)	(dBuV/m)	(dB)	(dBuV)	(m)		(°)	(m)		(dB)	(dB)	(dB)
PK	5.3216G	121.13	Inf	-Inf	116.59	3	Vertical	184	1.70	-	31.36	5.66	32.48
AV	5.3212G	107.85	Inf	-Inf	103.31	3	Vertical	184	1.70	-	31.36	5.66	32.48
PK	5.351G	70.33	74.00	-3.67	65.83	3	Vertical	184	1.70	-	31.30	5.68	32.48
AV	5.3512G	52.45	54.00	-1.55	47.95	3	Vertical	184	1.70	-	31.30	5.68	32.48

802.11ax HEW20_Nss1,(MCS0)_4TX

5320MHz_TnomVnom

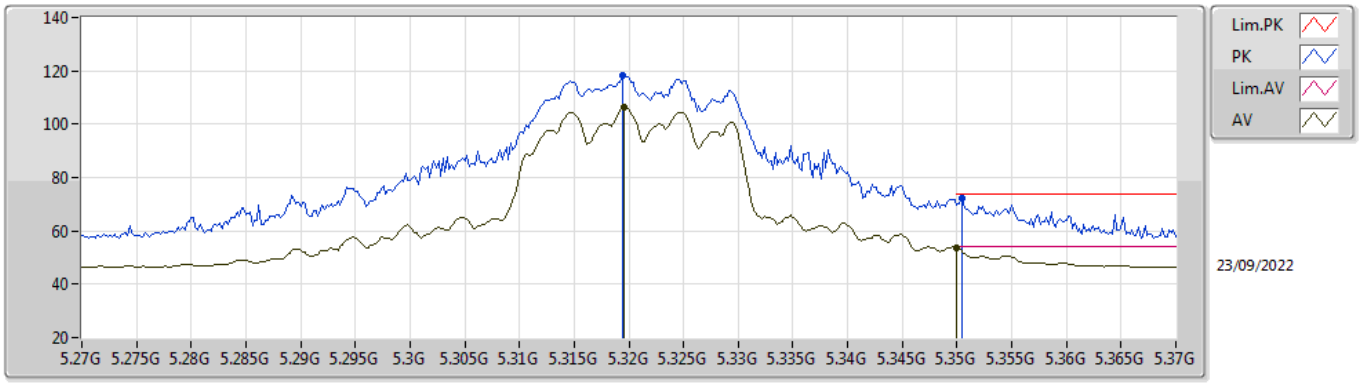

EUT Z_4TX
Setting 17.5
06-E-C-6-10

Type	Freq	Level	Limit	Margin	Raw	Dist	Condition	Azimuth	Height	Comment	AF	CL	PA
	(Hz)	(dBuV/m)	(dBuV/m)	(dB)	(dBuV)	(m)		(°)	(m)		(dB)	(dB)	(dB)
PK	5.3194G	118.09	Inf	-Inf	113.55	3	Horizontal	279	1.80	-	31.36	5.66	32.48
AV	5.3196G	106.25	Inf	-Inf	101.71	3	Horizontal	279	1.80	-	31.36	5.66	32.48
PK	5.3504G	72.13	74.00	-1.87	67.63	3	Horizontal	279	1.80	-	31.30	5.68	32.48
AV	5.35G	53.75	54.00	-0.25	49.25	3	Horizontal	279	1.80	-	31.30	5.68	32.48

802.11ax HEW20_Nss1,(MCS0)_4TX

5320MHz_TnomVnom

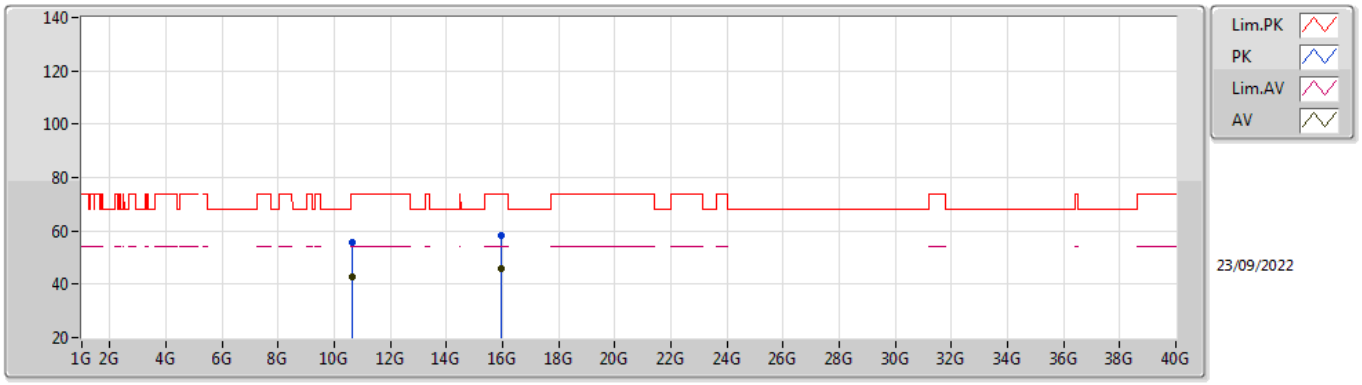

EUT Z_4TX
Setting 17.5
06-E-C-6

Type	Freq	Level	Limit	Margin	Raw	Dist	Condition	Azimuth	Height	Comment	AF	CL	PA
	(Hz)	(dBuV/m)	(dBuV/m)	(dB)	(dBuV)	(m)		(°)	(m)		(dB)	(dB)	(dB)
PK	10.64816G	55.78	74.00	-18.22	41.68	3	Vertical	244	2.96	-	40.10	8.69	34.69
AV	10.62884G	42.99	54.00	-11.01	28.90	3	Vertical	244	2.96	-	40.10	8.68	34.69
PK	15.94644G	58.35	74.00	-15.65	45.20	3	Vertical	199	2.43	-	37.65	10.29	34.79
AV	15.95808G	45.92	54.00	-8.08	32.78	3	Vertical	199	2.43	-	37.64	10.29	34.79

802.11ax HEW20_Nss1,(MCS0)_4TX

5320MHz_TnomVnom

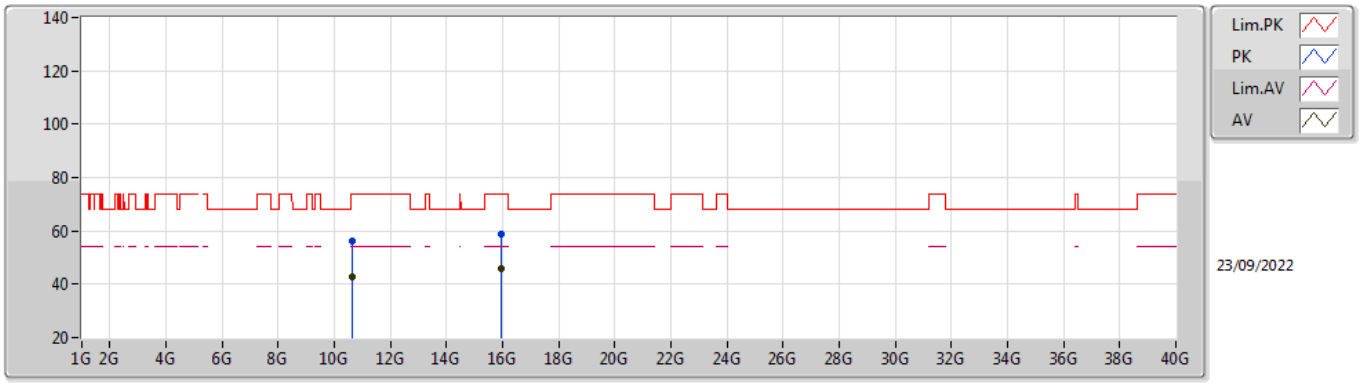

EUT Z_4TX
Setting 17.5
06-E-C-6

Type	Freq	Level	Limit	Margin	Raw	Dist	Condition	Azimuth	Height	Comment	AF	CL	PA
	(Hz)	(dBuV/m)	(dBuV/m)	(dB)	(dBuV)	(m)		(°)	(m)		(dB)	(dB)	(dB)
PK	10.6409G	55.95	74.00	-18.05	41.86	3	Horizontal	69	2.57	-	40.10	8.68	34.69
AV	10.62962G	43.01	54.00	-10.99	28.92	3	Horizontal	69	2.57	-	40.10	8.68	34.69
PK	15.95502G	58.67	74.00	-15.33	45.53	3	Horizontal	170	1.17	-	37.64	10.29	34.79
AV	15.94956G	45.88	54.00	-8.12	32.73	3	Horizontal	170	1.17	-	37.65	10.29	34.79

802.11ax HEW20_Nss1,(MCS0)_4TX

5500MHz_TnomVnom

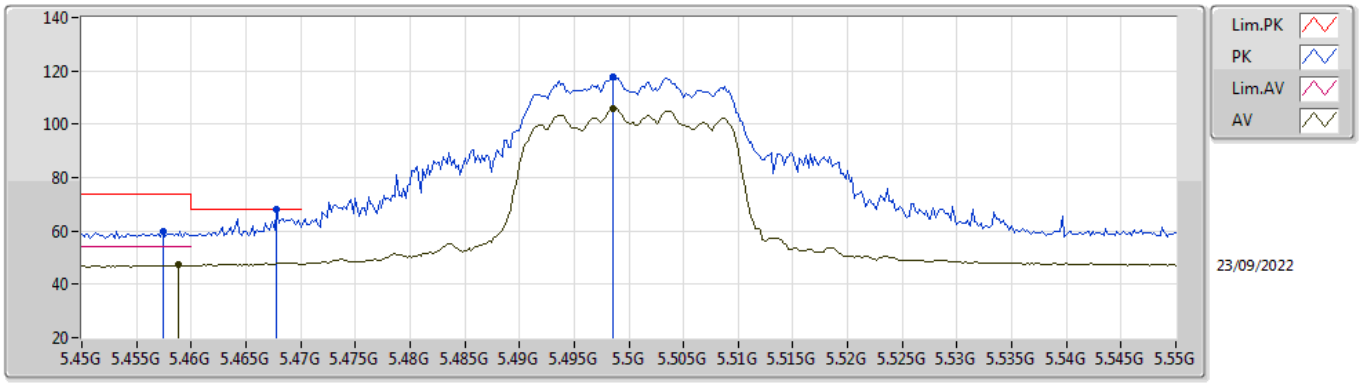

EUT Z_4TX
Setting 15
06-E-S-5-10

Type	Freq	Level	Limit	Margin	Raw	Dist	Condition	Azimuth	Height	Comment	AF	CL	PA
	(Hz)	(dBuV/m)	(dBuV/m)	(dB)	(dBuV)	(m)		(°)	(m)		(dB)	(dB)	(dB)
PK	5.4574G	59.92	74.00	-14.08	54.92	3	Vertical	229	2.65	-	31.73	5.76	32.49
AV	5.4588G	47.16	54.00	-6.84	42.16	3	Vertical	229	2.65	-	31.74	5.76	32.50
PK	5.4678G	67.87	68.20	-0.33	62.83	3	Vertical	229	2.65	-	31.77	5.77	32.50
PK	5.4986G	117.75	Inf	-Inf	112.56	3	Vertical	229	2.65	-	31.89	5.80	32.50
AV	5.4986G	105.95	Inf	-Inf	100.76	3	Vertical	229	2.65	-	31.89	5.80	32.50

802.11ax HEW20_Nss1,(MCS0)_4TX

5500MHz_TnomVnom

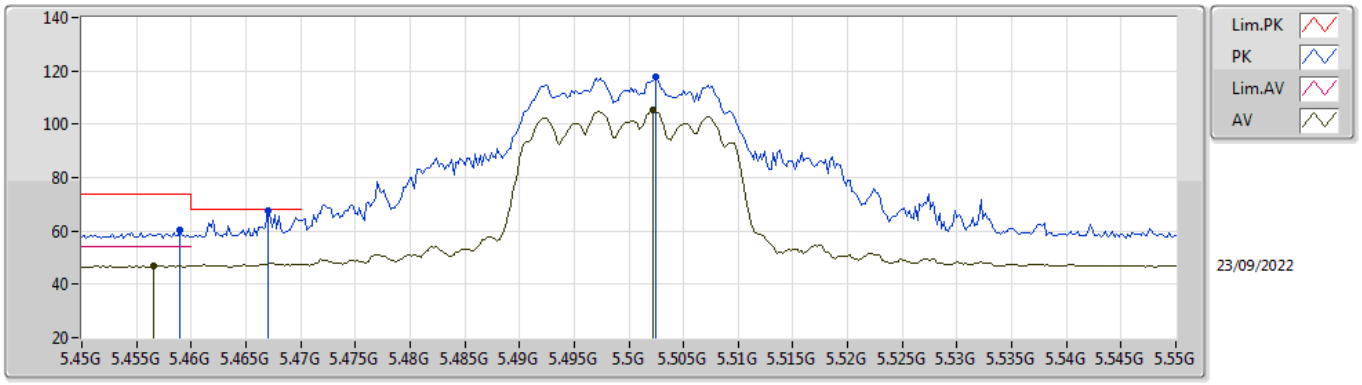

EUT Z_4TX
Setting 15
06-E-S-5-10

Type	Freq	Level	Limit	Margin	Raw	Dist	Condition	Azimuth	Height	Comment	AF	CL	PA
	(Hz)	(dBuV/m)	(dBuV/m)	(dB)	(dBuV)	(m)		(°)	(m)		(dB)	(dB)	(dB)
PK	5.459G	60.14	74.00	-13.86	55.14	3	Horizontal	281	1.80	-	31.74	5.76	32.50
AV	5.4566G	46.95	54.00	-7.05	41.95	3	Horizontal	281	1.80	-	31.73	5.76	32.49
PK	5.467G	67.75	68.20	-0.45	62.71	3	Horizontal	281	1.80	-	31.77	5.77	32.50
PK	5.5024G	117.99	Inf	-Inf	112.79	3	Horizontal	281	1.80	-	31.90	5.80	32.50
AV	5.5022G	105.17	Inf	-Inf	99.97	3	Horizontal	281	1.80	-	31.90	5.80	32.50

802.11ax HEW20_Nss1,(MCS0)_4TX

5500MHz_TnomVnom

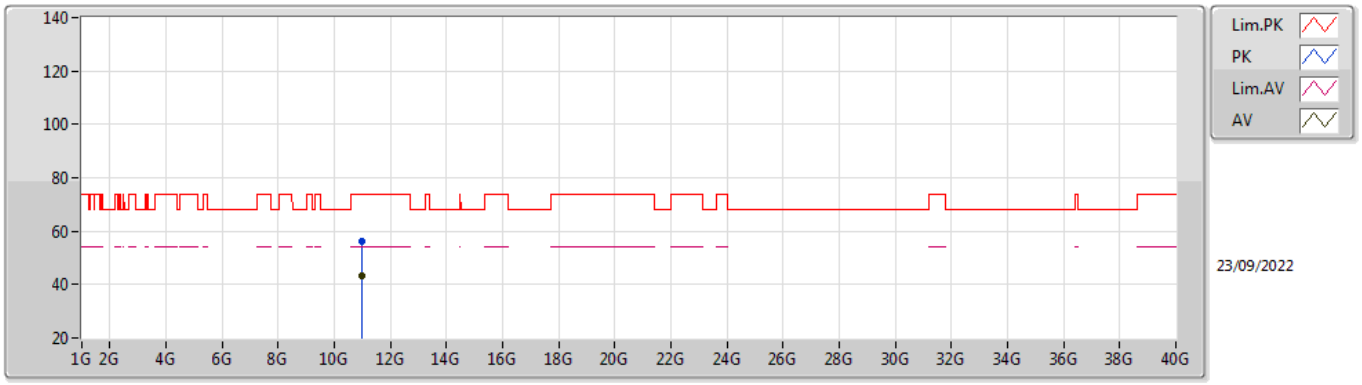

EUT Z_4TX
Setting 15
06-E-S-5

Type	Freq	Level	Limit	Margin	Raw	Dist	Condition	Azimuth	Height	Comment	AF	CL	PA
	(Hz)	(dBuV/m)	(dBuV/m)	(dB)	(dBuV)	(m)		(°)	(m)		(dB)	(dB)	(dB)
PK	11.00238G	56.36	74.00	-17.64	41.52	3	Vertical	198	1.09	-	40.59	8.90	34.65
AV	10.9973G	43.09	54.00	-10.91	28.24	3	Vertical	198	1.09	-	40.60	8.90	34.65

802.11ax HEW20_Nss1,(MCS0)_4TX

5500MHz_TnomVnom

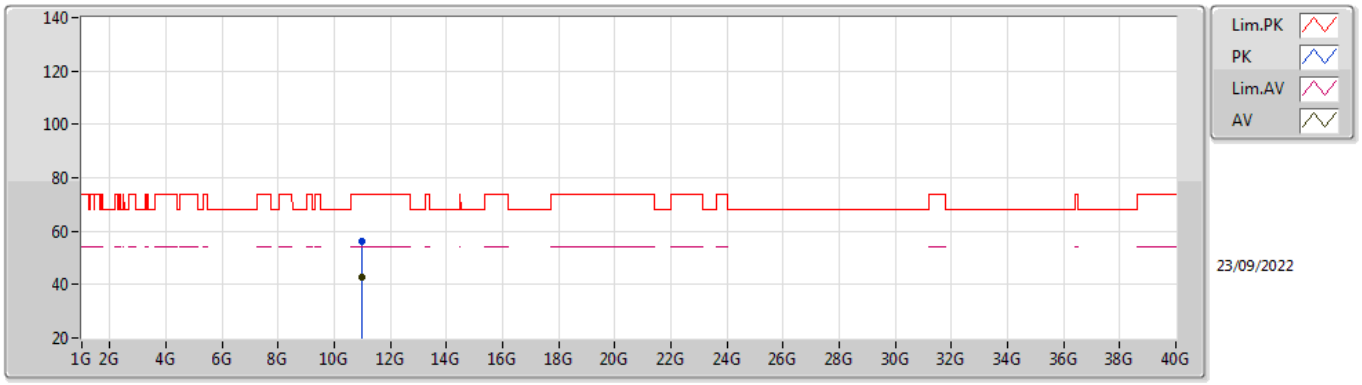

EUT Z_4TX
Setting 15
06-E-S-5

Type	Freq	Level	Limit	Margin	Raw	Dist	Condition	Azimuth	Height	Comment	AF	CL	PA
	(Hz)	(dBuV/m)	(dBuV/m)	(dB)	(dBuV)	(m)		(°)	(m)		(dB)	(dB)	(dB)
PK	10.99536G	56.39	74.00	-17.61	41.54	3	Horizontal	205	1.26	-	40.60	8.90	34.65
AV	10.99828G	42.97	54.00	-11.03	28.12	3	Horizontal	205	1.26	-	40.60	8.90	34.65

802.11ax HEW20_Nss1,(MCS0)_4TX

5580MHz_TnomVnom

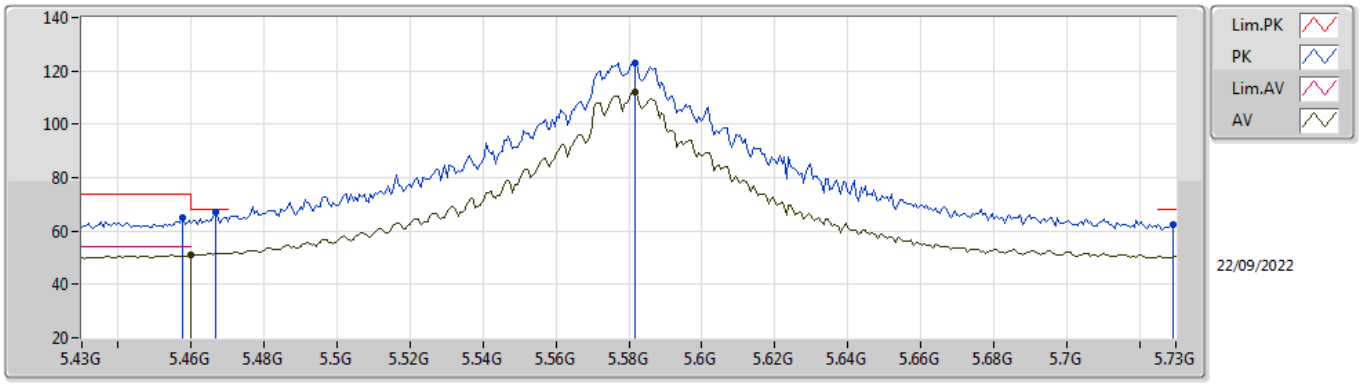

EUT Z_4TX
Setting 30
06-E-S-5-10

Type	Freq	Level	Limit	Margin	Raw	Dist	Condition	Azimuth	Height	Comment	AF	CL	PA
	(Hz)	(dBuV/m)	(dBuV/m)	(dB)	(dBuV)	(m)		(°)	(m)		(dB)	(dB)	(dB)
PK	5.4576G	65.14	74.00	-8.86	60.14	3	Vertical	181	1.80	-	31.73	5.76	32.49
AV	5.46G	51.03	54.00	-2.97	46.03	3	Vertical	181	1.80	-	31.74	5.76	32.50
PK	5.4666G	67.22	68.20	-0.98	62.18	3	Vertical	181	1.80	-	31.77	5.77	32.50
PK	5.5818G	123.05	Inf	-Inf	117.74	3	Vertical	181	1.80	-	31.90	5.88	32.47
AV	5.5818G	111.86	Inf	-Inf	106.55	3	Vertical	181	1.80	-	31.90	5.88	32.47
PK	5.7294G	62.60	68.20	-5.60	57.01	3	Vertical	181	1.80	-	32.12	5.90	32.43

802.11ax HEW20_Nss1,(MCS0)_4TX

5580MHz_TnomVnom

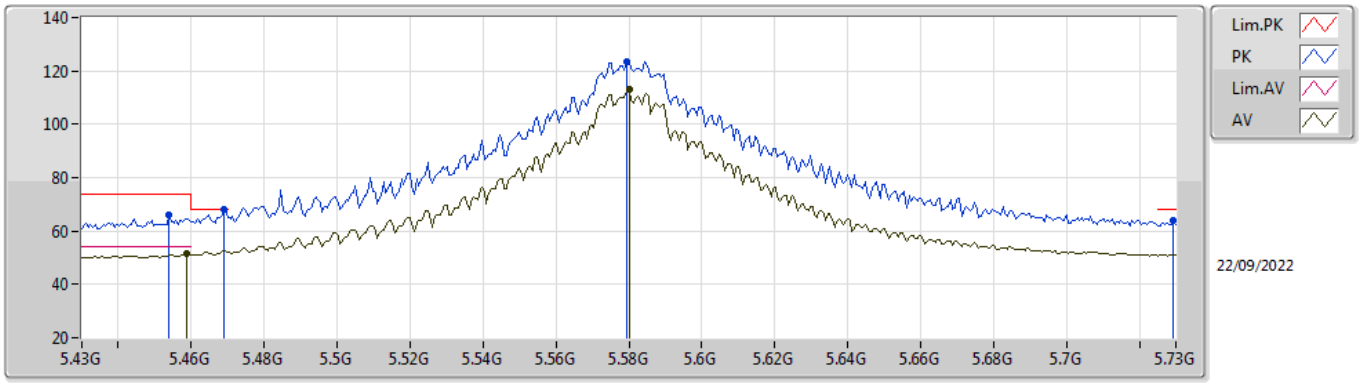

EUT Z_4TX
Setting 30
06-E-S-5-10

Type	Freq	Level	Limit	Margin	Raw	Dist	Condition	Azimuth	Height	Comment	AF	CL	PA
	(Hz)	(dBuV/m)	(dBuV/m)	(dB)	(dBuV)	(m)		(°)	(m)		(dB)	(dB)	(dB)
PK	5.454G	65.96	74.00	-8.04	60.98	3	Horizontal	276	1.80	-	31.72	5.75	32.49
AV	5.4588G	51.37	54.00	-2.63	46.37	3	Horizontal	276	1.80	-	31.74	5.76	32.50
PK	5.469G	68.01	68.20	-0.19	62.96	3	Horizontal	276	1.80	-	31.78	5.77	32.50
PK	5.5794G	123.66	Inf	-Inf	118.35	3	Horizontal	276	1.80	-	31.90	5.88	32.47
AV	5.58G	112.85	Inf	-Inf	107.54	3	Horizontal	276	1.80	-	31.90	5.88	32.47
PK	5.7294G	63.95	68.20	-4.25	58.36	3	Horizontal	276	1.80	-	32.12	5.90	32.43

802.11ax HEW20_Nss1,(MCS0)_4TX

5580MHz_TnomVnom

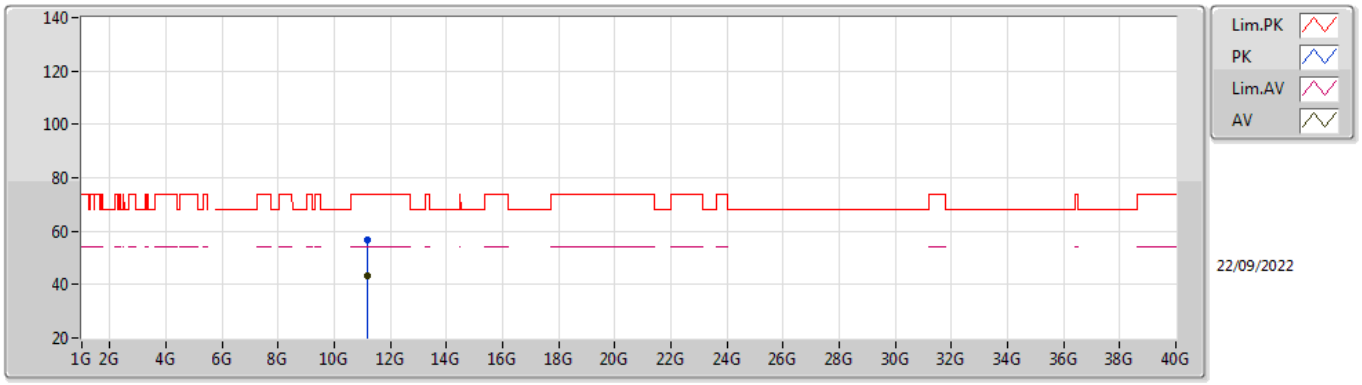

EUT Z_4TX
Setting 30
06-E-S-5

Type	Freq	Level	Limit	Margin	Raw	Dist	Condition	Azimuth	Height	Comment	AF	CL	PA
	(Hz)	(dBuV/m)	(dBuV/m)	(dB)	(dBuV)	(m)		(°)	(m)		(dB)	(dB)	(dB)
PK	11.1627G	56.49	74.00	-17.51	42.12	3	Vertical	219	1.35	-	40.01	9.00	34.64
AV	11.16238G	43.11	54.00	-10.89	28.74	3	Vertical	219	1.35	-	40.01	9.00	34.64

802.11ax HEW20_Nss1,(MCS0)_4TX

5580MHz_TnomVnom

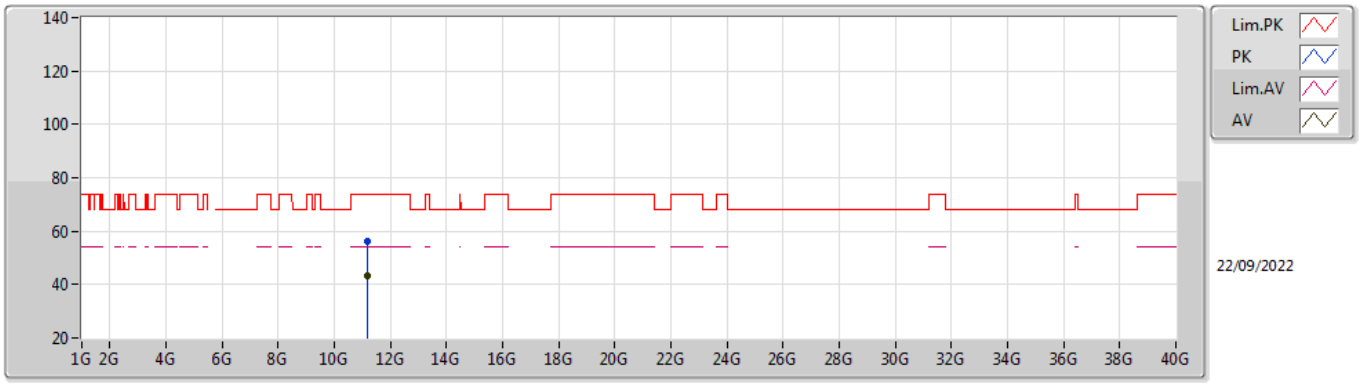

EUT Z_4TX
Setting 30
06-E-S-5

Type	Freq	Level	Limit	Margin	Raw	Dist	Condition	Azimuth	Height	Comment	AF	CL	PA
	(Hz)	(dBuV/m)	(dBuV/m)	(dB)	(dBuV)	(m)		(°)	(m)		(dB)	(dB)	(dB)
PK	11.15646G	56.32	74.00	-17.68	41.94	3	Horizontal	9	2.23	-	40.03	8.99	34.64
AV	11.16286G	43.16	54.00	-10.84	28.79	3	Horizontal	9	2.23	-	40.01	9.00	34.64

802.11ax HEW20_Nss1,(MCS0)_4TX

5700MHz_TnomVnom

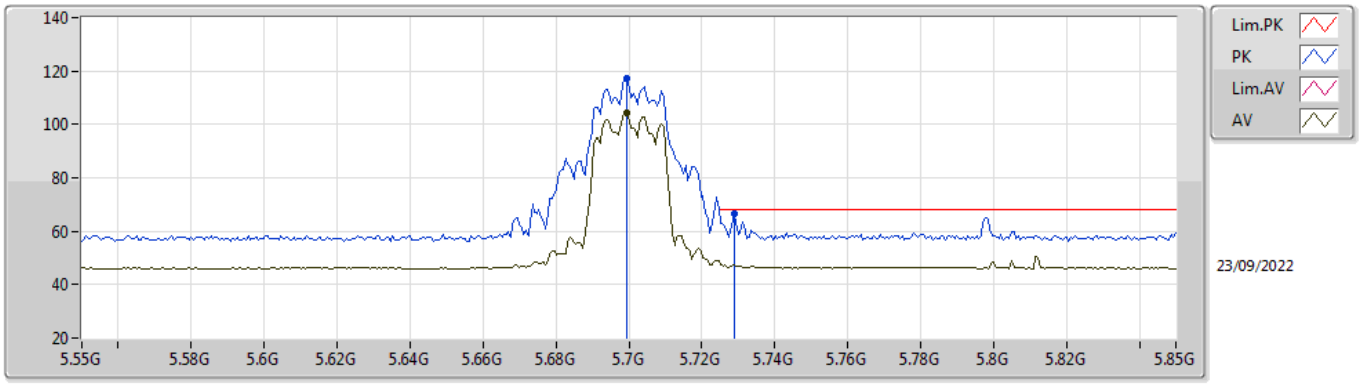

EUT Z_4TX
Setting 14
06-E-S-5-10

Type	Freq	Level	Limit	Margin	Raw	Dist	Condition	Azimuth	Height	Comment	AF	CL	PA
	(Hz)	(dBuV/m)	(dBuV/m)	(dB)	(dBuV)	(m)		(°)	(m)		(dB)	(dB)	(dB)
PK	5.6994G	117.41	Inf	-Inf	111.95	3	Vertical	191	1.78	-	32.00	5.90	32.44
AV	5.6994G	104.19	Inf	-Inf	98.73	3	Vertical	191	1.78	-	32.00	5.90	32.44
PK	5.7288G	66.56	68.20	-1.64	60.97	3	Vertical	191	1.78	-	32.12	5.90	32.43

802.11ax HEW20_Nss1,(MCS0)_4TX

5700MHz_TnomVnom

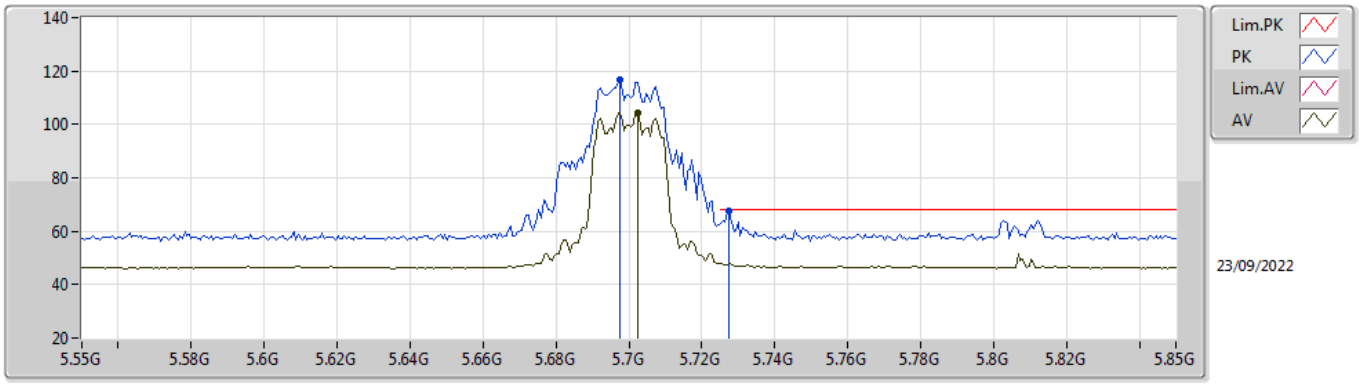

EUT Z_4TX
Setting 14
06-E-S-5-10

Type	Freq	Level	Limit	Margin	Raw	Dist	Condition	Azimuth	Height	Comment	AF	CL	PA
	(Hz)	(dBuV/m)	(dBuV/m)	(dB)	(dBuV)	(m)		(°)	(m)		(dB)	(dB)	(dB)
PK	5.6976G	116.98	Inf	-Inf	111.53	3	Horizontal	278	1.80	-	31.99	5.90	32.44
AV	5.7024G	104.48	Inf	-Inf	99.01	3	Horizontal	278	1.80	-	32.01	5.90	32.44
PK	5.7276G	67.35	68.20	-0.85	61.77	3	Horizontal	278	1.80	-	32.11	5.90	32.43

802.11ax HEW20_Nss1,(MCS0)_4TX

5700MHz_TnomVnom

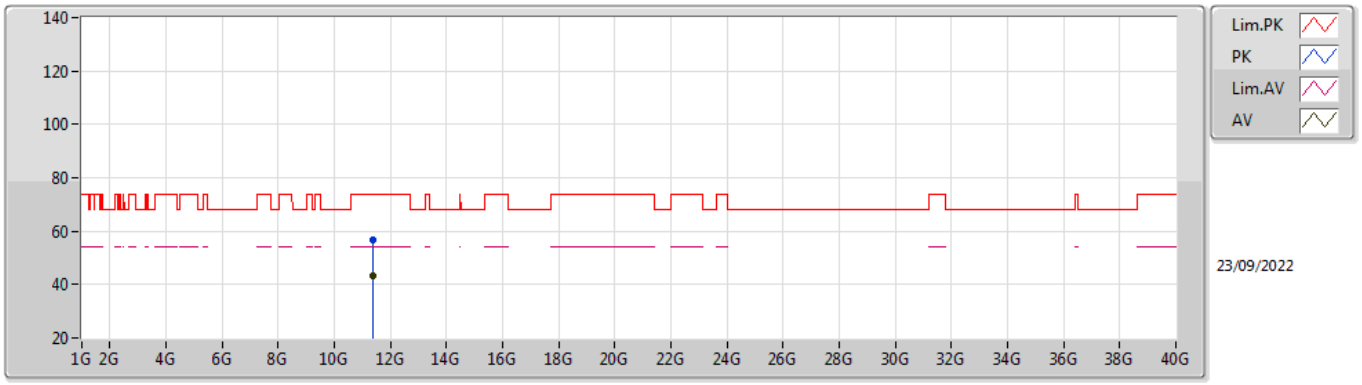

EUT Z_4TX
Setting 14
06-E-S-5

Type	Freq	Level	Limit	Margin	Raw	Dist	Condition	Azimuth	Height	Comment	AF	CL	PA
	(Hz)	(dBuV/m)	(dBuV/m)	(dB)	(dBuV)	(m)		(°)	(m)		(dB)	(dB)	(dB)
PK	11.39842G	56.51	74.00	-17.49	41.90	3	Vertical	185	2.30	-	40.10	9.14	34.63
AV	11.39908G	43.37	54.00	-10.63	28.76	3	Vertical	185	2.30	-	40.10	9.14	34.63

802.11ax HEW20_Nss1,(MCS0)_4TX

5700MHz_TnomVnom

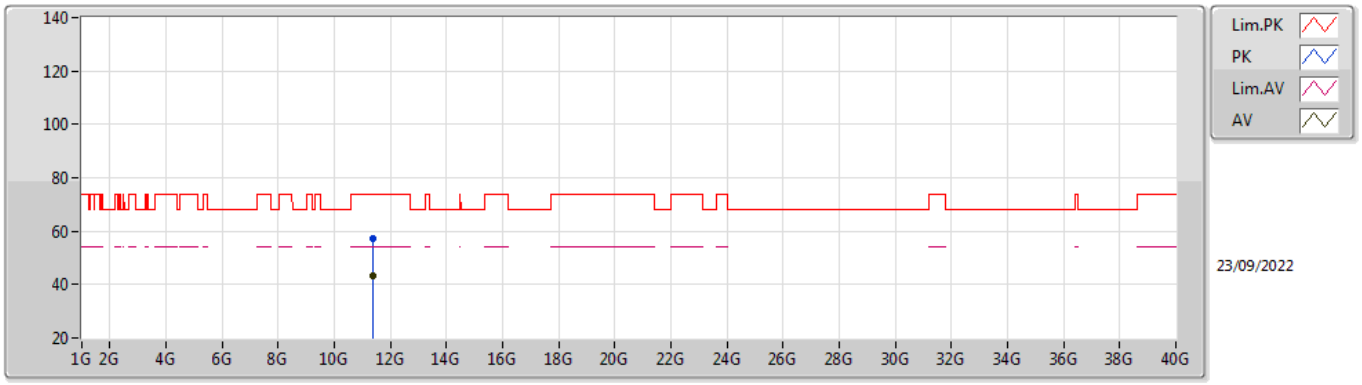

EUT Z_4TX
Setting 14
06-E-S-5

Type	Freq	Level	Limit	Margin	Raw	Dist	Condition	Azimuth	Height	Comment	AF	CL	PA
	(Hz)	(dBuV/m)	(dBuV/m)	(dB)	(dBuV)	(m)		(°)	(m)		(dB)	(dB)	(dB)
PK	11.39802G	57.01	74.00	-16.99	42.40	3	Horizontal	192	1.81	-	40.10	9.14	34.63
AV	11.3965G	43.39	54.00	-10.61	28.79	3	Horizontal	192	1.81	-	40.09	9.14	34.63

802.11ax HEW20_Nss1,(MCS0)_4TX

5720MHz_TnomVnom

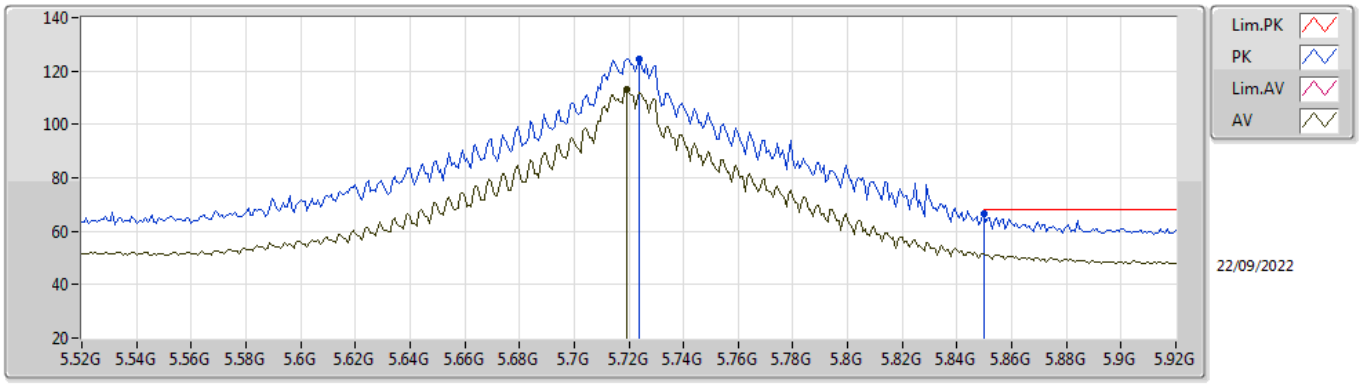

EUT Z_4TX
Setting 30
06-E-S-5-10

Type	Freq	Level	Limit	Margin	Raw	Dist	Condition	Azimuth	Height	Comment	AF	CL	PA
	(Hz)	(dBuV/m)	(dBuV/m)	(dB)	(dBuV)	(m)		(°)	(m)		(dB)	(dB)	(dB)
PK	5.724G	124.48	Inf	-Inf	118.91	3	Vertical	187	1.74	-	32.10	5.90	32.43
AV	5.7192G	113.12	Inf	-Inf	107.57	3	Vertical	187	1.74	-	32.08	5.90	32.43
PK	5.85G	66.36	68.20	-1.84	60.50	3	Vertical	187	1.74	-	32.30	5.95	32.39

802.11ax HEW20_Nss1,(MCS0)_4TX

5720MHz_TnomVnom

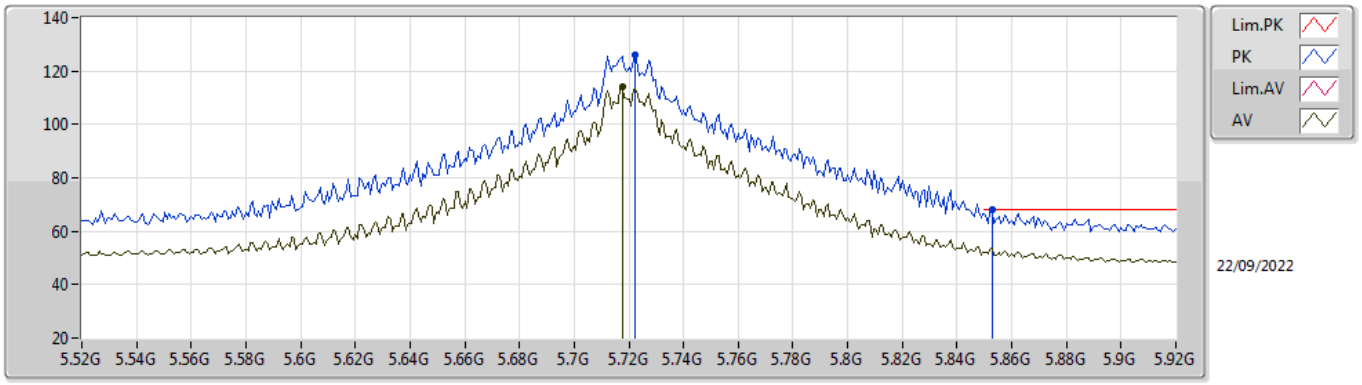

EUT Z_4TX
Setting 30
06-E-S-5-10

Type	Freq	Level	Limit	Margin	Raw	Dist	Condition	Azimuth	Height	Comment	AF	CL	PA
	(Hz)	(dBuV/m)	(dBuV/m)	(dB)	(dBuV)	(m)		(°)	(m)		(dB)	(dB)	(dB)
PK	5.7224G	126.20	Inf	-Inf	120.64	3	Horizontal	278	1.80	-	32.09	5.90	32.43
AV	5.7176G	114.24	Inf	-Inf	108.70	3	Horizontal	278	1.80	-	32.07	5.90	32.43
PK	5.8528G	67.99	68.20	-0.21	62.11	3	Horizontal	278	1.80	-	32.32	5.95	32.39

802.11ax HEW20_Nss1,(MCS0)_4TX

5720MHz_TnomVnom

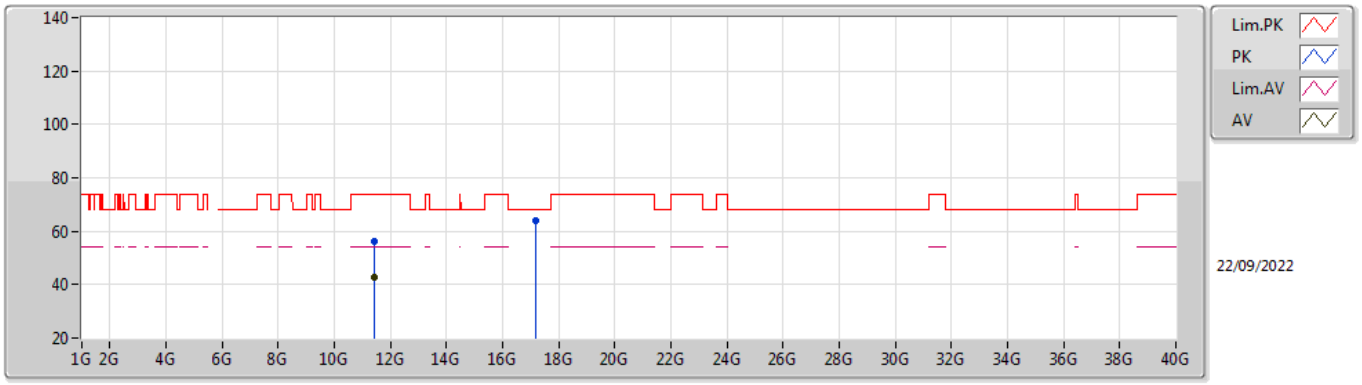

EUT Z_4TX
Setting 30
06-E-S-5

Type	Freq	Level	Limit	Margin	Raw	Dist	Condition	Azimuth	Height	Comment	AF	CL	PA
	(Hz)	(dBuV/m)	(dBuV/m)	(dB)	(dBuV)	(m)		(°)	(m)		(dB)	(dB)	(dB)
PK	11.44844G	56.17	74.00	-17.83	41.53	3	Vertical	0.4	1.03	-	40.10	9.17	34.63
AV	11.44704G	42.96	54.00	-11.04	28.32	3	Vertical	0.4	1.03	-	40.10	9.17	34.63
PK	17.1684G	64.00	68.20	-4.20	47.18	3	Vertical	35.8	1.80	-	41.17	10.59	34.94

802.11ax HEW20_Nss1,(MCS0)_4TX

5720MHz_TnomVnom

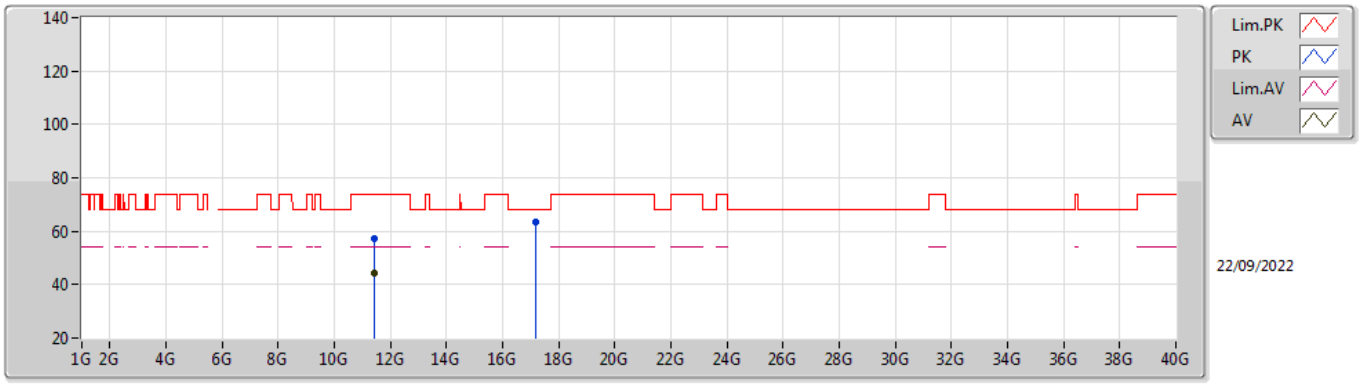

EUT Z_4TX
Setting 30
06-E-S-5

Type	Freq	Level	Limit	Margin	Raw	Dist	Condition	Azimuth	Height	Comment	AF	CL	PA
	(Hz)	(dBuV/m)	(dBuV/m)	(dB)	(dBuV)	(m)		(°)	(m)		(dB)	(dB)	(dB)
PK	11.4408G	57.50	74.00	-16.50	42.87	3	Horizontal	212	1.80	-	40.10	9.16	34.63
AV	11.4402G	44.11	54.00	-9.89	29.48	3	Horizontal	212	1.80	-	40.10	9.16	34.63
PK	17.15888G	63.63	68.20	-4.57	46.83	3	Horizontal	49	2.74	-	41.14	10.59	34.93

802.11ax HEW40_Nss1,(MCS0)_4TX

5270MHz_TnomVnom

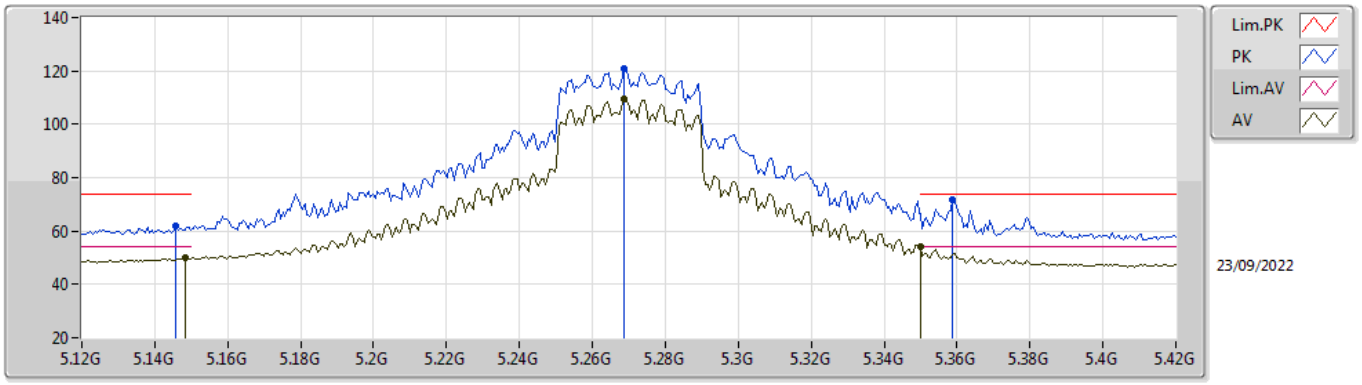

EUT Z_4TX
Setting 22
06-E-S-5-10

Type	Freq	Level	Limit	Margin	Raw	Dist	Condition	Azimuth	Height	Comment	AF	CL	PA
	(Hz)	(dBuV/m)	(dBuV/m)	(dB)	(dBuV)	(m)		(°)	(m)		(dB)	(dB)	(dB)
PK	5.1458G	61.64	74.00	-12.36	56.64	3	Vertical	191	1.31	-	31.91	5.55	32.46
AV	5.1482G	49.80	54.00	-4.20	44.81	3	Vertical	191	1.31	-	31.90	5.55	32.46
PK	5.2688G	120.63	Inf	-Inf	115.95	3	Vertical	191	1.31	-	31.52	5.63	32.47
AV	5.2688G	109.52	Inf	-Inf	104.84	3	Vertical	191	1.31	-	31.52	5.63	32.47
PK	5.3588G	71.59	74.00	-2.41	67.05	3	Vertical	191	1.31	-	31.34	5.68	32.48
AV	5.35G	53.88	54.00	-0.12	49.38	3	Vertical	191	1.31	-	31.30	5.68	32.48

802.11ax HEW40_Nss1,(MCS0)_4TX

5270MHz_TnomVnom

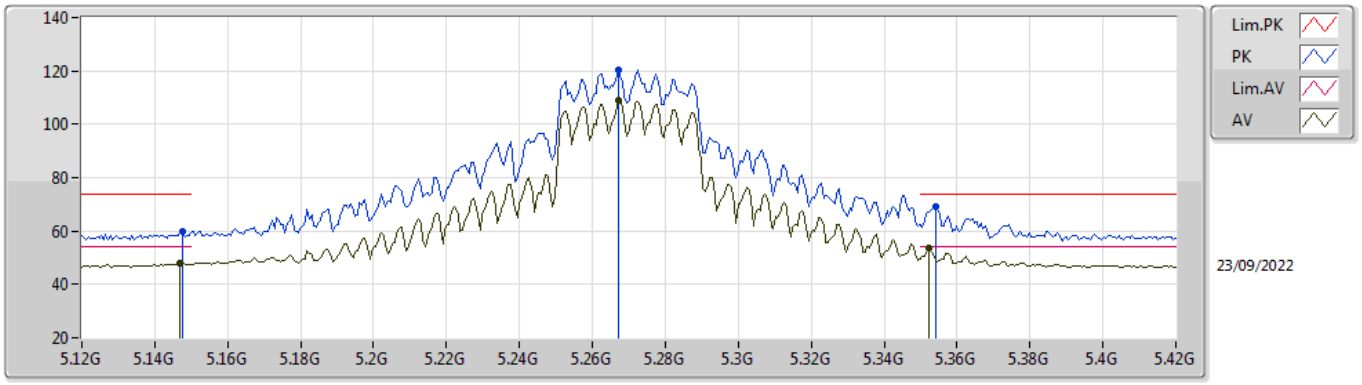

EUT Z_4TX
Setting 22
06-E-S-5-10

Type	Freq	Level	Limit	Margin	Raw	Dist	Condition	Azimuth	Height	Comment	AF	CL	PA
	(Hz)	(dBuV/m)	(dBuV/m)	(dB)	(dBuV)	(m)		(°)	(m)		(dB)	(dB)	(dB)
PK	5.1476G	60.01	74.00	-13.99	55.02	3	Horizontal	61	1.80	-	31.90	5.55	32.46
AV	5.147G	47.81	54.00	-6.19	42.81	3	Horizontal	61	1.80	-	31.91	5.55	32.46
PK	5.267G	120.26	Inf	-Inf	115.57	3	Horizontal	61	1.80	-	31.53	5.63	32.47
AV	5.267G	108.73	Inf	-Inf	104.04	3	Horizontal	61	1.80	-	31.53	5.63	32.47
PK	5.354G	68.88	74.00	-5.12	64.36	3	Horizontal	61	1.80	-	31.32	5.68	32.48
AV	5.3522G	53.57	54.00	-0.43	49.06	3	Horizontal	61	1.80	-	31.31	5.68	32.48

802.11ax HEW40_Nss1,(MCS0)_4TX

5270MHz_TnomVnom

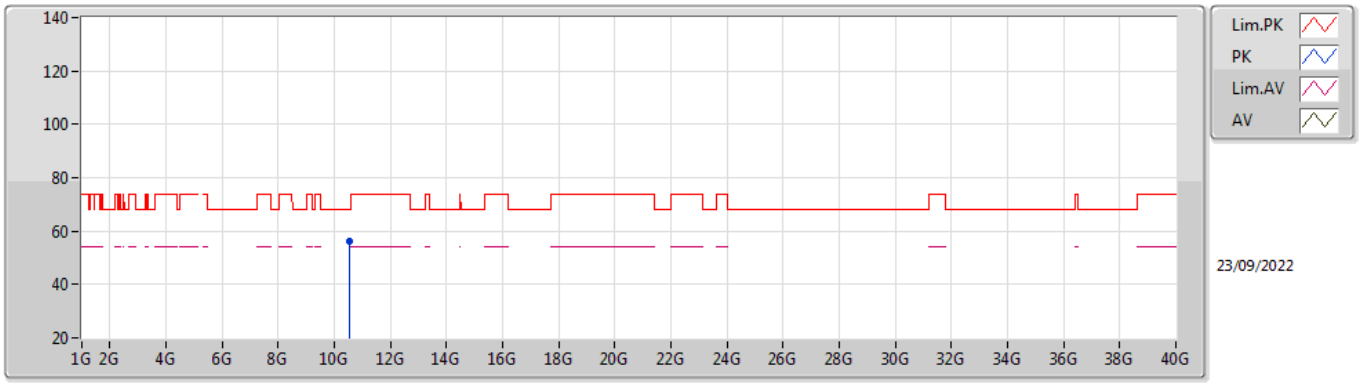

EUT Z_4TX
Setting 22
06-E-S-5

Type	Freq	Level	Limit	Margin	Raw	Dist	Condition	Azimuth	Height	Comment	AF	CL	PA
	(Hz)	(dBuV/m)	(dBuV/m)	(dB)	(dBuV)	(m)		(°)	(m)		(dB)	(dB)	(dB)
PK	10.54012G	55.99	68.20	-12.21	41.91	3	Vertical	15	2.58	-	40.16	8.62	34.70

802.11ax HEW40_Nss1,(MCS0)_4TX

5270MHz_TnomVnom

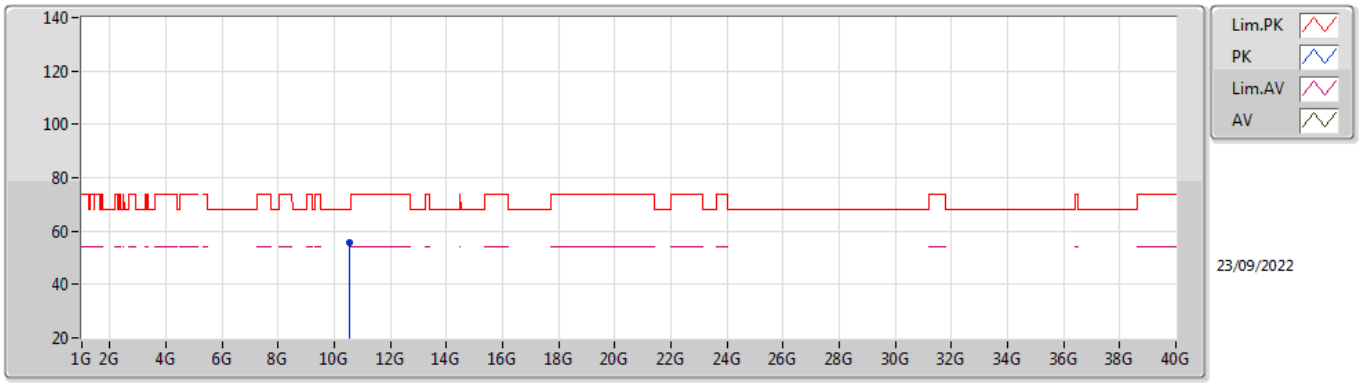

EUT Z_4TX
Setting 22
06-E-S-5

Type	Freq	Level	Limit	Margin	Raw	Dist	Condition	Azimuth	Height	Comment	AF	CL	PA
	(Hz)	(dBuV/m)	(dBuV/m)	(dB)	(dBuV)	(m)		(°)	(m)		(dB)	(dB)	(dB)
PK	10.53778G	55.65	68.20	-12.55	41.57	3	Horizontal	185	2.12	-	40.16	8.62	34.70

802.11ax HEW40_Nss1,(MCS0)_4TX

5310MHz_TnomVnom

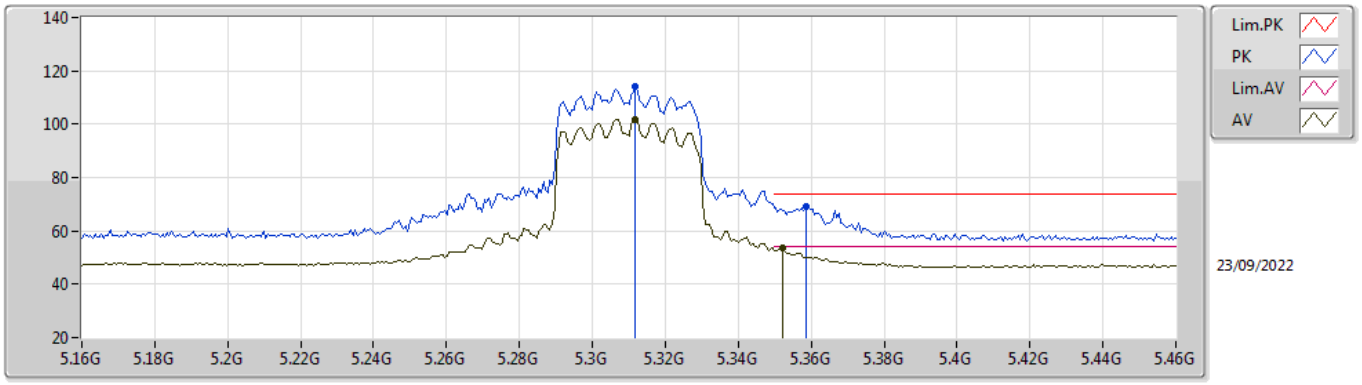

EUT Z_4TX
Setting 15
06-E-S-5-10

Type	Freq	Level	Limit	Margin	Raw	Dist	Condition	Azimuth	Height	Comment	AF	CL	PA
	(Hz)	(dBuV/m)	(dBuV/m)	(dB)	(dBuV)	(m)		(°)	(m)		(dB)	(dB)	(dB)
PK	5.3118G	114.25	Inf	-Inf	109.69	3	Vertical	185	1.78	-	31.38	5.66	32.48
AV	5.3118G	101.97	Inf	-Inf	97.41	3	Vertical	185	1.78	-	31.38	5.66	32.48
PK	5.3586G	69.24	74.00	-4.76	64.71	3	Vertical	185	1.78	-	31.33	5.68	32.48
AV	5.352G	53.67	54.00	-0.33	49.16	3	Vertical	185	1.78	-	31.31	5.68	32.48

802.11ax HEW40_Nss1,(MCS0)_4TX

5310MHz_TnomVnom

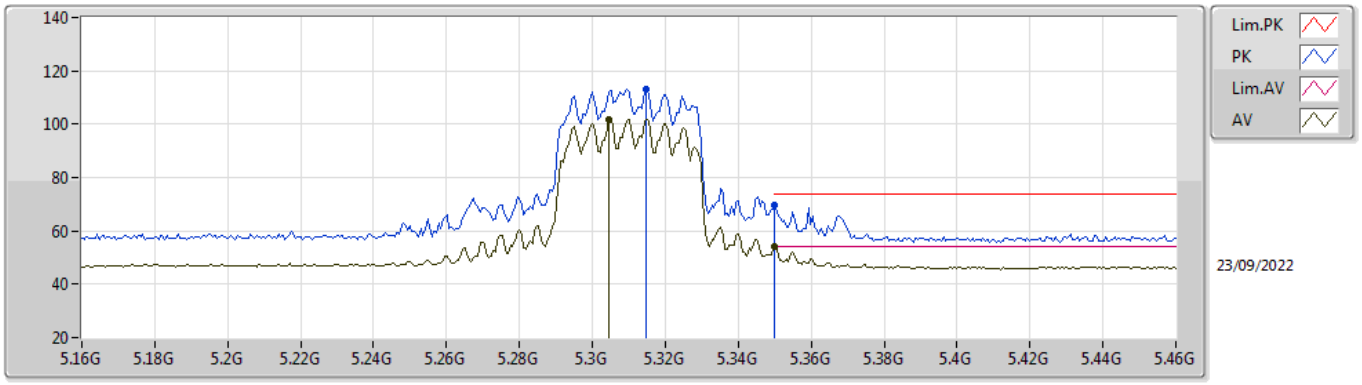

EUT Z_4TX
Setting 15
06-E-S-5-10

Type	Freq	Level	Limit	Margin	Raw	Dist	Condition	Azimuth	Height	Comment	AF	CL	PA
	(Hz)	(dBuV/m)	(dBuV/m)	(dB)	(dBuV)	(m)		(°)	(m)		(dB)	(dB)	(dB)
PK	5.3148G	113.11	Inf	-Inf	108.56	3	Horizontal	63	1.79	-	31.37	5.66	32.48
AV	5.3046G	101.87	Inf	-Inf	97.31	3	Horizontal	63	1.79	-	31.39	5.65	32.48
PK	5.35G	69.48	74.00	-4.52	64.98	3	Horizontal	63	1.79	-	31.30	5.68	32.48
AV	5.35G	53.97	54.00	-0.03	49.47	3	Horizontal	63	1.79	-	31.30	5.68	32.48

802.11ax HEW40_Nss1,(MCS0)_4TX

5310MHz_TnomVnom

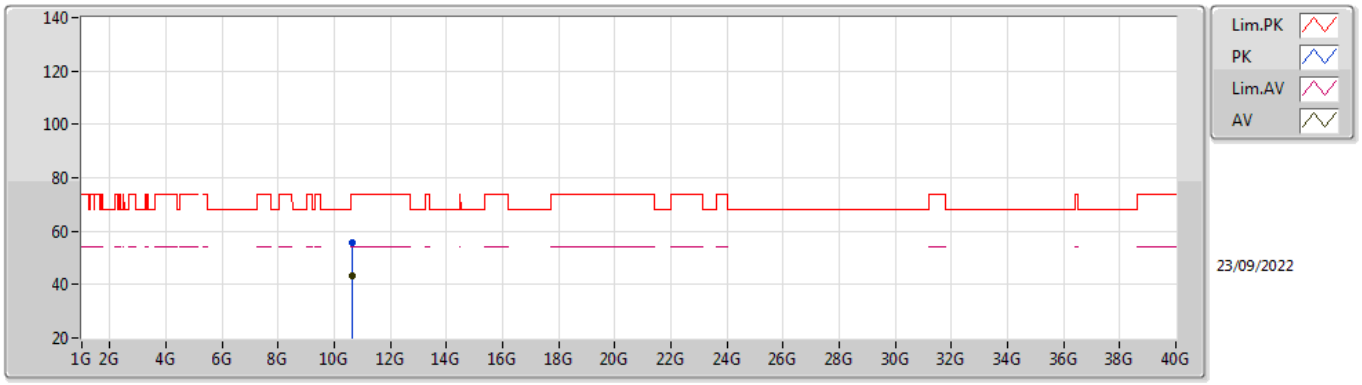

EUT Z_4TX
Setting 15
06-E-S-5

Type	Freq	Level	Limit	Margin	Raw	Dist	Condition	Azimuth	Height	Comment	AF	CL	PA
	(Hz)	(dBuV/m)	(dBuV/m)	(dB)	(dBuV)	(m)		(°)	(m)		(dB)	(dB)	(dB)
PK	10.62168G	55.68	74.00	-18.32	41.60	3	Vertical	255	1.83	-	40.10	8.67	34.69
AV	10.6189G	43.52	54.00	-10.48	29.44	3	Vertical	255	1.83	-	40.10	8.67	34.69

802.11ax HEW40_Nss1,(MCS0)_4TX

5310MHz_TnomVnom

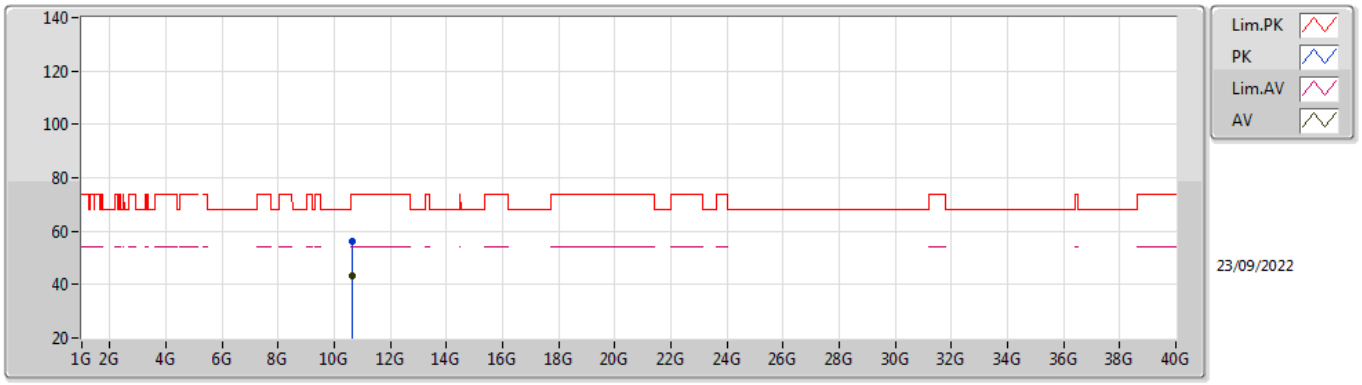

EUT Z_4TX
Setting 15
06-E-S-5

Type	Freq	Level	Limit	Margin	Raw	Dist	Condition	Azimuth	Height	Comment	AF	CL	PA
	(Hz)	(dBuV/m)	(dBuV/m)	(dB)	(dBuV)	(m)		(°)	(m)		(dB)	(dB)	(dB)
PK	10.61774G	56.01	74.00	-17.99	41.93	3	Horizontal	232	2.84	-	40.10	8.67	34.69
AV	10.62066G	43.49	54.00	-10.51	29.41	3	Horizontal	232	2.84	-	40.10	8.67	34.69

802.11ax HEW40_Nss1,(MCS0)_4TX

5510MHz_TnomVnom

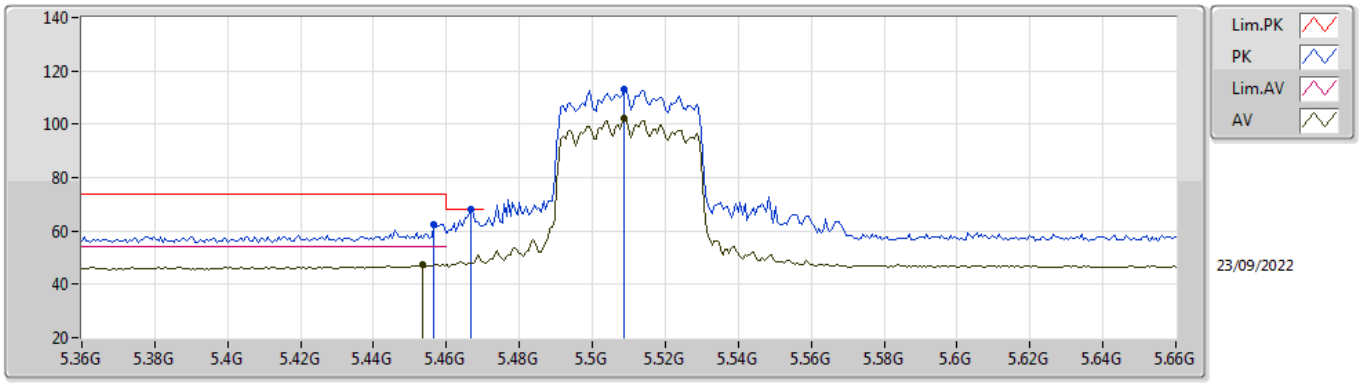

EUT Z_4TX
Setting 14
06-E-S-5-10

Type	Freq	Level	Limit	Margin	Raw	Dist	Condition	Azimuth	Height	Comment	AF	CL	PA
	(Hz)	(dBuV/m)	(dBuV/m)	(dB)	(dBuV)	(m)		(°)	(m)		(dB)	(dB)	(dB)
PK	5.4566G	62.64	74.00	-11.36	57.64	3	Vertical	226	2.64	-	31.73	5.76	32.49
AV	5.4536G	47.40	54.00	-6.60	42.43	3	Vertical	226	2.64	-	31.71	5.75	32.49
PK	5.4668G	67.92	68.20	-0.28	62.88	3	Vertical	226	2.64	-	31.77	5.77	32.50
PK	5.5088G	113.36	Inf	-Inf	108.15	3	Vertical	226	2.64	-	31.90	5.81	32.50
AV	5.5088G	102.12	Inf	-Inf	96.91	3	Vertical	226	2.64	-	31.90	5.81	32.50

802.11ax HEW40_Nss1,(MCS0)_4TX

5510MHz_TnomVnom

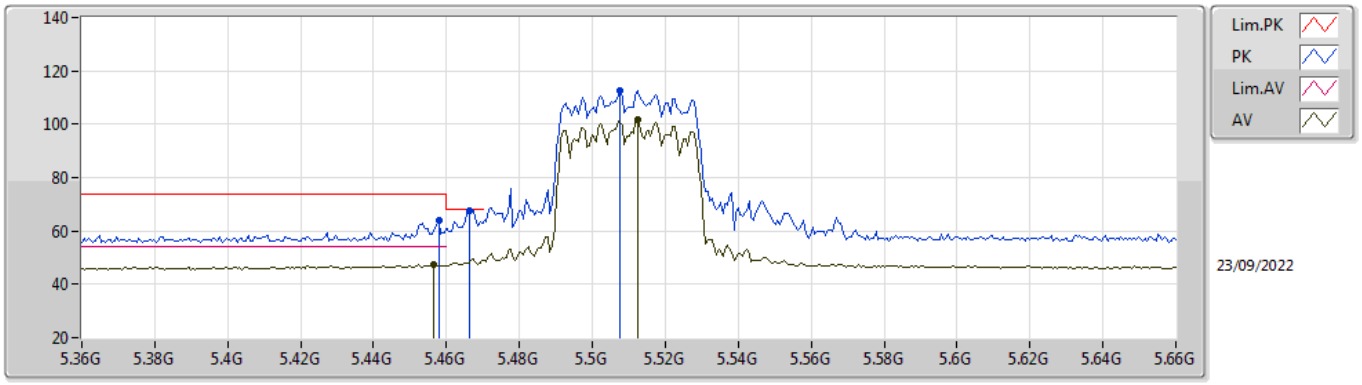

EUT Z_4TX
Setting 14
06-E-S-5-10

Type	Freq	Level	Limit	Margin	Raw	Dist	Condition	Azimuth	Height	Comment	AF	CL	PA
	(Hz)	(dBuV/m)	(dBuV/m)	(dB)	(dBuV)	(m)		(°)	(m)		(dB)	(dB)	(dB)
PK	5.4578G	64.07	74.00	-9.93	59.07	3	Horizontal	282	1.80	-	31.73	5.76	32.49
AV	5.4566G	47.18	54.00	-6.82	42.18	3	Horizontal	282	1.80	-	31.73	5.76	32.49
PK	5.4662G	67.43	68.20	-0.77	62.40	3	Horizontal	282	1.80	-	31.76	5.77	32.50
PK	5.5076G	112.79	Inf	-Inf	107.58	3	Horizontal	282	1.80	-	31.90	5.81	32.50
AV	5.5124G	101.65	Inf	-Inf	96.44	3	Horizontal	282	1.80	-	31.90	5.81	32.50

802.11ax HEW40_Nss1,(MCS0)_4TX

5510MHz_TnomVnom

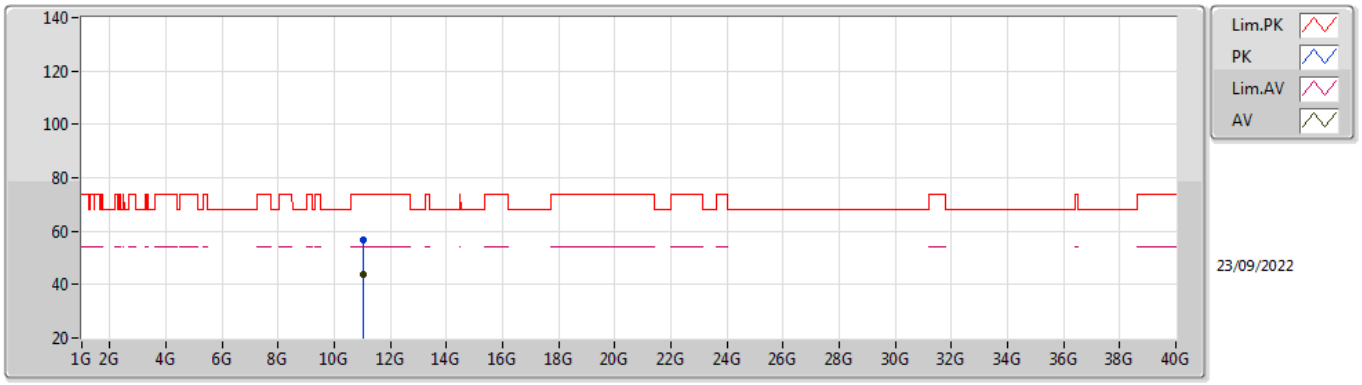

EUT Z_4TX
Setting 14
06-E-S-5

Type	Freq	Level	Limit	Margin	Raw	Dist	Condition	Azimuth	Height	Comment	AF	CL	PA
	(Hz)	(dBuV/m)	(dBuV/m)	(dB)	(dBuV)	(m)		(°)	(m)		(dB)	(dB)	(dB)
PK	11.02366G	56.81	74.00	-17.19	42.04	3	Vertical	150	2.93	-	40.51	8.91	34.65
AV	11.01512G	43.66	54.00	-10.34	28.86	3	Vertical	150	2.93	-	40.54	8.91	34.65

802.11ax HEW40_Nss1,(MCS0)_4TX

5510MHz_TnomVnom

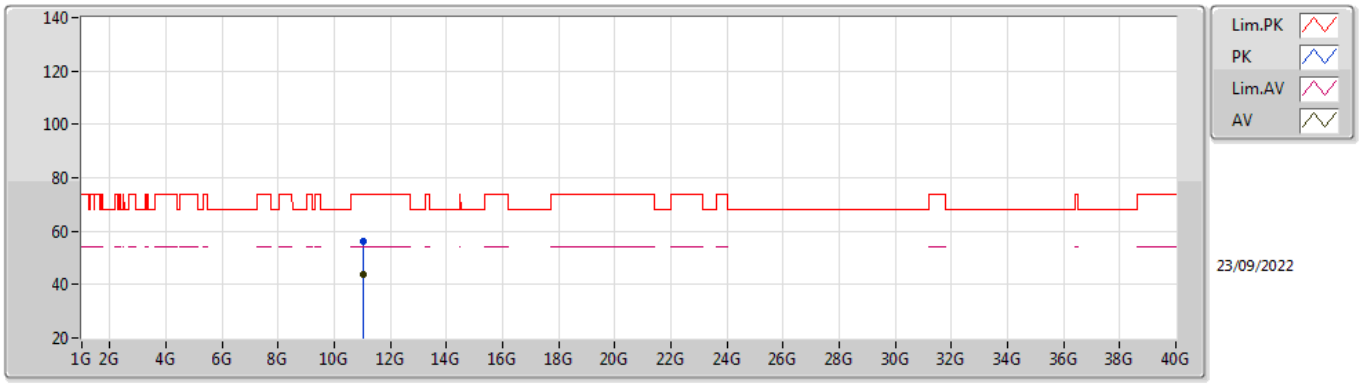

EUT Z_4TX
Setting 14
06-E-S-5

Type	Freq	Level	Limit	Margin	Raw	Dist	Condition	Azimuth	Height	Comment	AF	CL	PA
	(Hz)	(dBuV/m)	(dBuV/m)	(dB)	(dBuV)	(m)		(°)	(m)		(dB)	(dB)	(dB)
PK	11.02012G	56.31	74.00	-17.69	41.53	3	Horizontal	189	2.16	-	40.52	8.91	34.65
AV	11.01926G	43.75	54.00	-10.25	28.97	3	Horizontal	189	2.16	-	40.52	8.91	34.65

802.11ax HEW40_Nss1,(MCS0)_4TX

5550MHz_TnomVnom

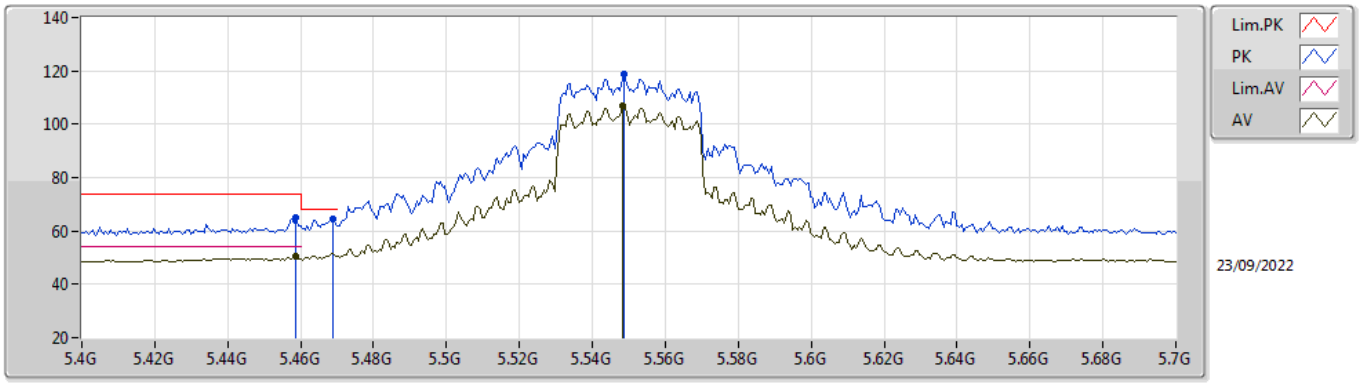

EUT Z_4TX
Setting 20
06-E-S-5-10

Type	Freq	Level	Limit	Margin	Raw	Dist	Condition	Azimuth	Height	Comment	AF	CL	PA
	(Hz)	(dBuV/m)	(dBuV/m)	(dB)	(dBuV)	(m)		(°)	(m)		(dB)	(dB)	(dB)
PK	5.4588G	64.75	74.00	-9.25	59.75	3	Vertical	233	2.72	-	31.74	5.76	32.50
AV	5.4588G	50.50	54.00	-3.50	45.50	3	Vertical	233	2.72	-	31.74	5.76	32.50
PK	5.469G	64.52	68.20	-3.68	59.47	3	Vertical	233	2.72	-	31.78	5.77	32.50
PK	5.5488G	118.80	Inf	-Inf	113.53	3	Vertical	233	2.72	-	31.90	5.85	32.48
AV	5.5482G	106.85	Inf	-Inf	101.58	3	Vertical	233	2.72	-	31.90	5.85	32.48

802.11ax HEW40_Nss1,(MCS0)_4TX

5550MHz_TnomVnom

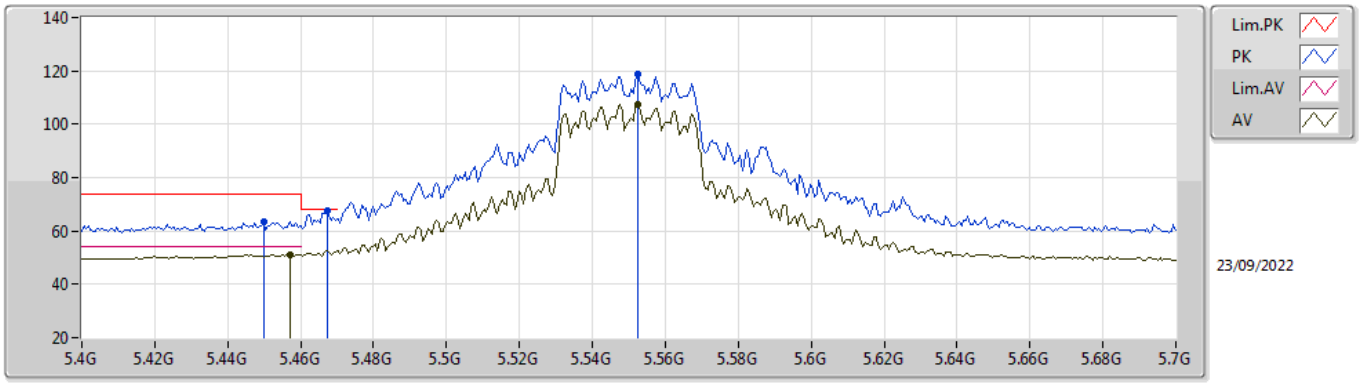

EUT Z_4TX
Setting 20
06-E-S-5-10

Type	Freq	Level	Limit	Margin	Raw	Dist	Condition	Azimuth	Height	Comment	AF	CL	PA
	(Hz)	(dBuV/m)	(dBuV/m)	(dB)	(dBuV)	(m)		(°)	(m)		(dB)	(dB)	(dB)
PK	5.4498G	63.62	74.00	-10.38	58.66	3	Horizontal	280	1.76	-	31.70	5.75	32.49
AV	5.457G	51.24	54.00	-2.76	46.24	3	Horizontal	280	1.76	-	31.73	5.76	32.49
PK	5.4672G	67.71	68.20	-0.49	62.67	3	Horizontal	280	1.76	-	31.77	5.77	32.50
PK	5.5524G	118.85	Inf	-Inf	113.58	3	Horizontal	280	1.76	-	31.90	5.85	32.48
AV	5.5524G	107.41	Inf	-Inf	102.14	3	Horizontal	280	1.76	-	31.90	5.85	32.48

802.11ax HEW40_Nss1,(MCS0)_4TX

5550MHz_TnomVnom

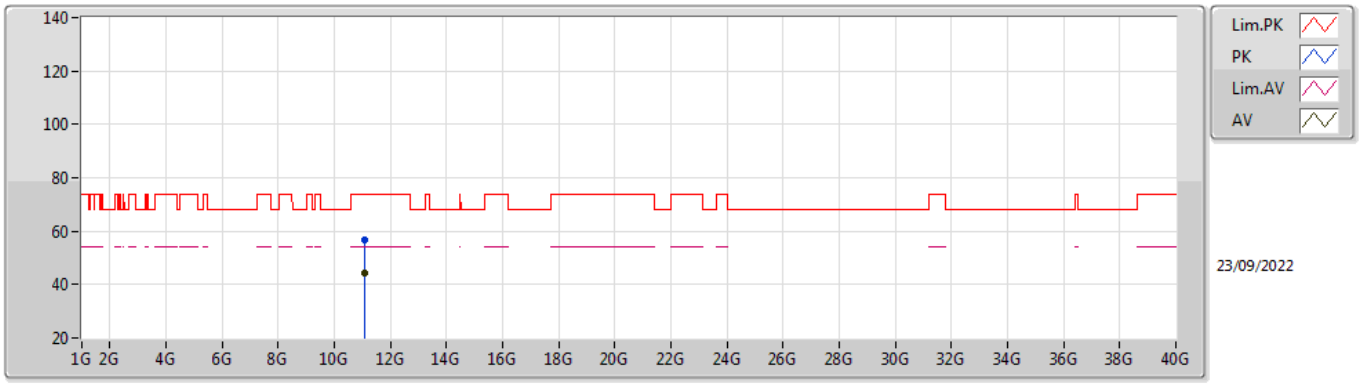

EUT Z_4TX
Setting 20
06-E-S-5

Type	Freq	Level	Limit	Margin	Raw	Dist	Condition	Azimuth	Height	Comment	AF	CL	PA
	(Hz)	(dBuV/m)	(dBuV/m)	(dB)	(dBuV)	(m)		(°)	(m)		(dB)	(dB)	(dB)
PK	11.10364G	56.64	74.00	-17.36	42.14	3	Vertical	233	2.58	-	40.19	8.96	34.65
AV	11.1033G	44.13	54.00	-9.87	29.63	3	Vertical	233	2.58	-	40.19	8.96	34.65

802.11ax HEW40_Nss1,(MCS0)_4TX

5550MHz_TnomVnom

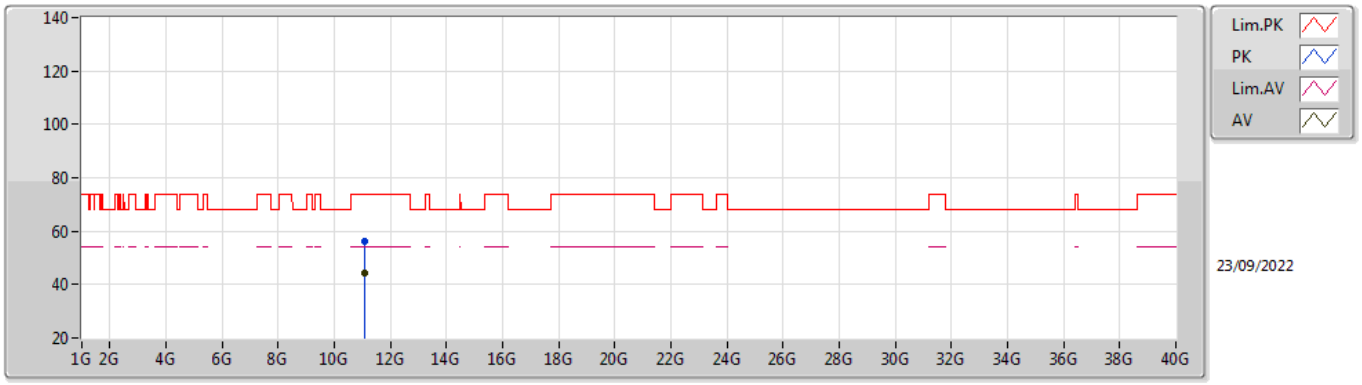

EUT Z_4TX
Setting 20
06-E-S-5

Type	Freq	Level	Limit	Margin	Raw	Dist	Condition	Azimuth	Height	Comment	AF	CL	PA
	(Hz)	(dBuV/m)	(dBuV/m)	(dB)	(dBuV)	(m)		(°)	(m)		(dB)	(dB)	(dB)
PK	11.09556G	56.37	74.00	-17.63	41.84	3	Horizontal	319	2.43	-	40.22	8.96	34.65
AV	11.09588G	44.31	54.00	-9.69	29.78	3	Horizontal	319	2.43	-	40.22	8.96	34.65

802.11ax HEW40_Nss1,(MCS0)_4TX

5670MHz_TnomVnom

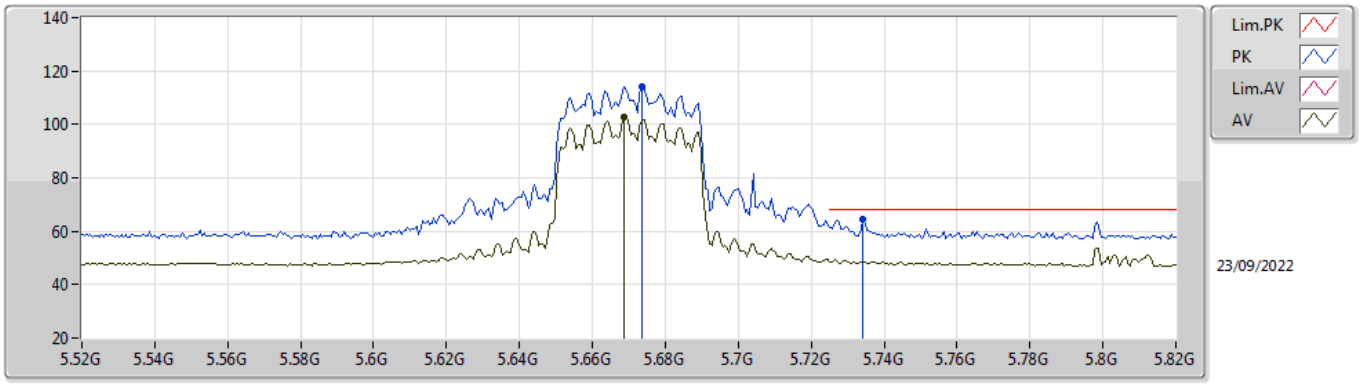

EUT Z_4TX
Setting 15
06-E-S-5-10

Type	Freq	Level	Limit	Margin	Raw	Dist	Condition	Azimuth	Height	Comment	AF	CL	PA
	(Hz)	(dBuV/m)	(dBuV/m)	(dB)	(dBuV)	(m)		(°)	(m)		(dB)	(dB)	(dB)
PK	5.6736G	114.01	Inf	-Inf	108.66	3	Vertical	193	1.80	-	31.89	5.90	32.44
AV	5.6688G	102.73	Inf	-Inf	97.40	3	Vertical	193	1.80	-	31.88	5.90	32.45
PK	5.7342G	64.33	68.20	-3.87	58.72	3	Vertical	193	1.80	-	32.14	5.90	32.43

802.11ax HEW40_Nss1,(MCS0)_4TX

5670MHz_TnomVnom

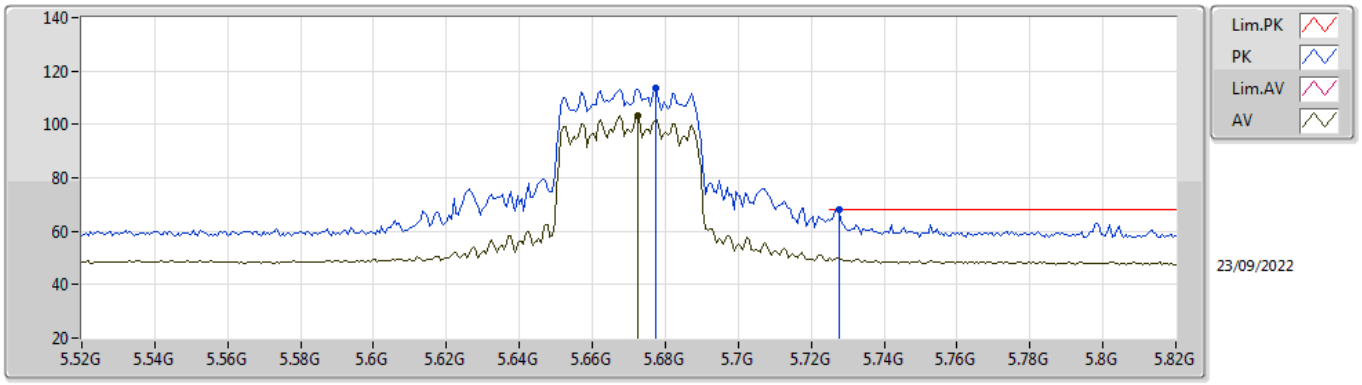

EUT Z_4TX
Setting 15
06-E-S-5-10

Type	Freq	Level	Limit	Margin	Raw	Dist	Condition	Azimuth	Height	Comment	AF	CL	PA
	(Hz)	(dBuV/m)	(dBuV/m)	(dB)	(dBuV)	(m)		(°)	(m)		(dB)	(dB)	(dB)
PK	5.6772G	113.47	Inf	-Inf	108.10	3	Horizontal	278	1.80	-	31.91	5.90	32.44
AV	5.6724G	103.49	Inf	-Inf	98.14	3	Horizontal	278	1.80	-	31.89	5.90	32.44
PK	5.7276G	67.98	68.20	-0.22	62.40	3	Horizontal	278	1.80	-	32.11	5.90	32.43

802.11ax HEW40_Nss1,(MCS0)_4TX

5670MHz_TnomVnom

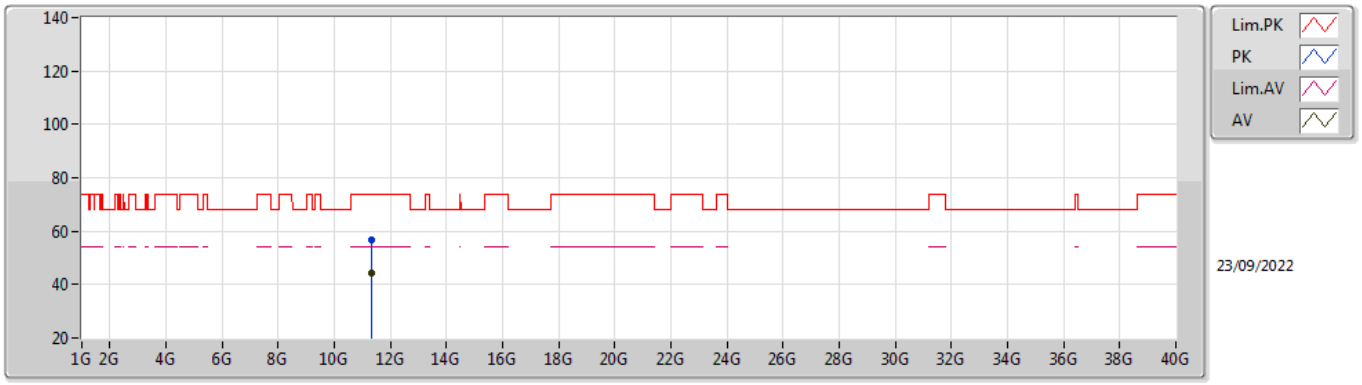

EUT Z_4TX
Setting 15
06-E-S-5

Type	Freq	Level	Limit	Margin	Raw	Dist	Condition	Azimuth	Height	Comment	AF	CL	PA
	(Hz)	(dBuV/m)	(dBuV/m)	(dB)	(dBuV)	(m)		(°)	(m)		(dB)	(dB)	(dB)
PK	11.33512G	56.54	74.00	-17.46	42.11	3	Vertical	38	1.12	-	39.97	9.10	34.64
AV	11.33574G	44.10	54.00	-9.90	29.67	3	Vertical	38	1.12	-	39.97	9.10	34.64

802.11ax HEW40_Nss1,(MCS0)_4TX

5670MHz_TnomVnom

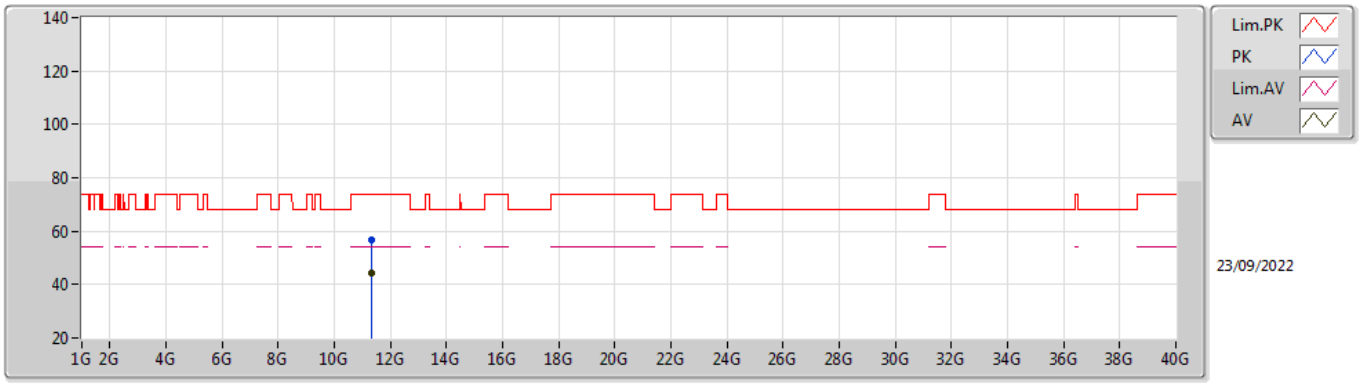

EUT Z_4TX
Setting 15
06-E-S-5

Type	Freq	Level	Limit	Margin	Raw	Dist	Condition	Azimuth	Height	Comment	AF	CL	PA
	(Hz)	(dBuV/m)	(dBuV/m)	(dB)	(dBuV)	(m)		(°)	(m)		(dB)	(dB)	(dB)
PK	11.33542G	56.71	74.00	-17.29	42.28	3	Horizontal	209	1.20	-	39.97	9.10	34.64
AV	11.33588G	44.28	54.00	-9.72	29.85	3	Horizontal	209	1.20	-	39.97	9.10	34.64

802.11ax HEW40_Nss1,(MCS0)_4TX

5710MHz Straddle 5.47-5.725GHz_TnomVnom

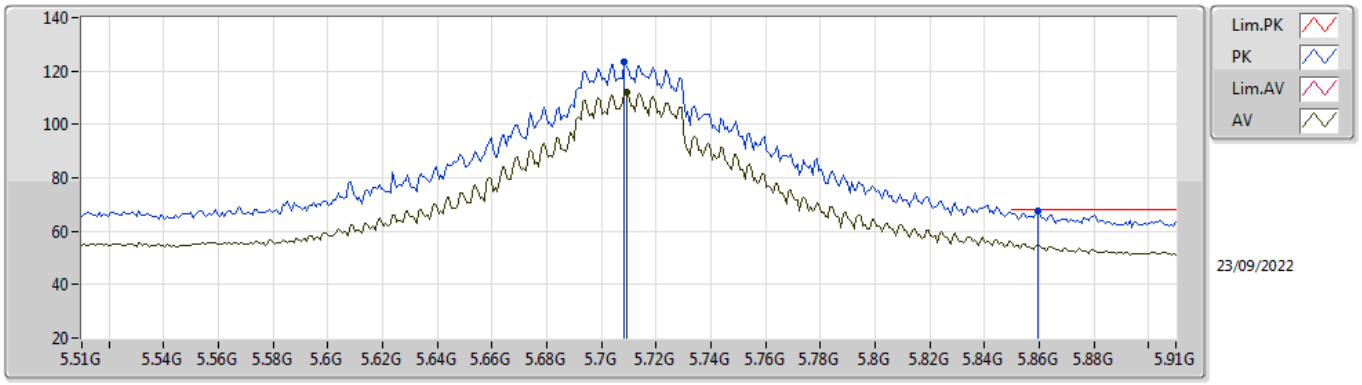

EUT Z_4TX
Setting 26.5
06-E-S-5-10

Type	Freq	Level	Limit	Margin	Raw	Dist	Condition	Azimuth	Height	Comment	AF	CL	PA
	(Hz)	(dBuV/m)	(dBuV/m)	(dB)	(dBuV)	(m)		(°)	(m)		(dB)	(dB)	(dB)
PK	5.7084G	123.19	Inf	-Inf	117.69	3	Vertical	191	1.80	-	32.03	5.90	32.43
AV	5.7092G	112.23	Inf	-Inf	106.72	3	Vertical	191	1.80	-	32.04	5.90	32.43
PK	5.8596G	67.78	68.20	-0.42	61.84	3	Vertical	191	1.80	-	32.36	5.96	32.38

802.11ax HEW40_Nss1,(MCS0)_4TX

5710MHz Straddle 5.47-5.725GHz_TnomVnom

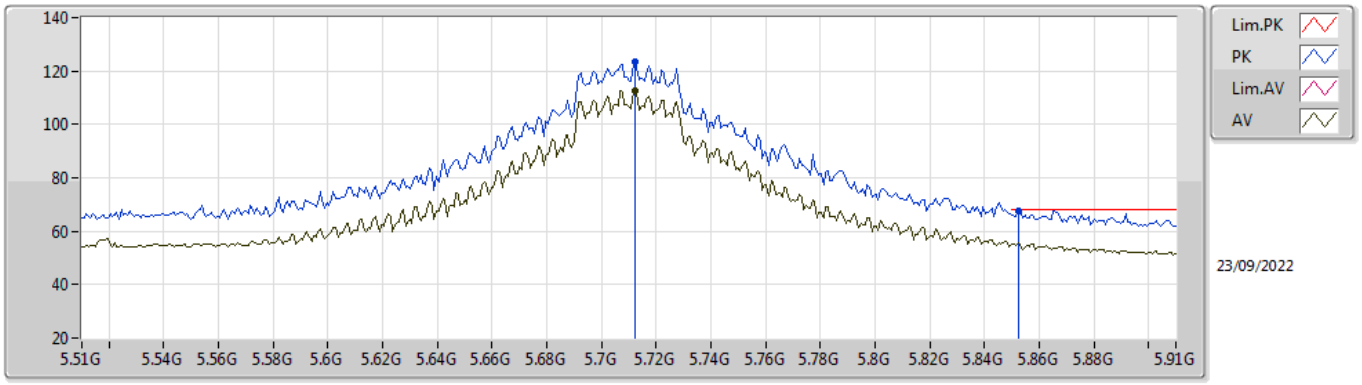

EUT Z_4TX
Setting 26.5
06-E-S-5-10

Type	Freq	Level	Limit	Margin	Raw	Dist	Condition	Azimuth	Height	Comment	AF	CL	PA
	(Hz)	(dBuV/m)	(dBuV/m)	(dB)	(dBuV)	(m)		(°)	(m)		(dB)	(dB)	(dB)
PK	5.7124G	123.39	Inf	-Inf	117.87	3	Horizontal	278	1.80	-	32.05	5.90	32.43
AV	5.7124G	112.36	Inf	-Inf	106.84	3	Horizontal	278	1.80	-	32.05	5.90	32.43
PK	5.8524G	67.70	68.20	-0.50	61.83	3	Horizontal	278	1.80	-	32.31	5.95	32.39

802.11ax HEW40_Nss1,(MCS0)_4TX

5710MHz_TnomVnom

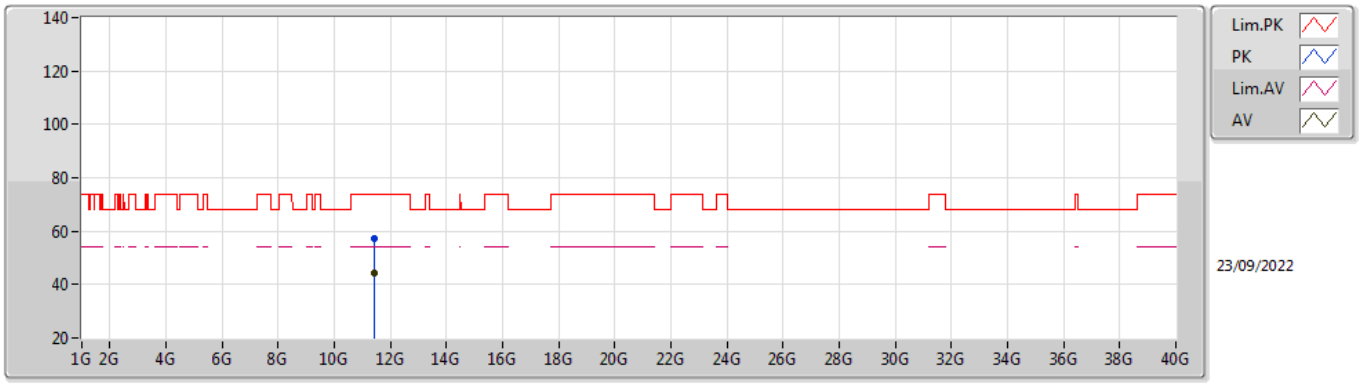

EUT Z_4TX
Setting 26.5
06-E-S-5

Type	Freq	Level	Limit	Margin	Raw	Dist	Condition	Azimuth	Height	Comment	AF	CL	PA
	(Hz)	(dBuV/m)	(dBuV/m)	(dB)	(dBuV)	(m)		(°)	(m)		(dB)	(dB)	(dB)
PK	11.4159G	57.24	74.00	-16.76	42.62	3	Vertical	182	2.71	-	40.10	9.15	34.63
AV	11.41884G	44.18	54.00	-9.82	29.56	3	Vertical	182	2.71	-	40.10	9.15	34.63

802.11ax HEW40_Nss1,(MCS0)_4TX

5710MHz_TnomVnom

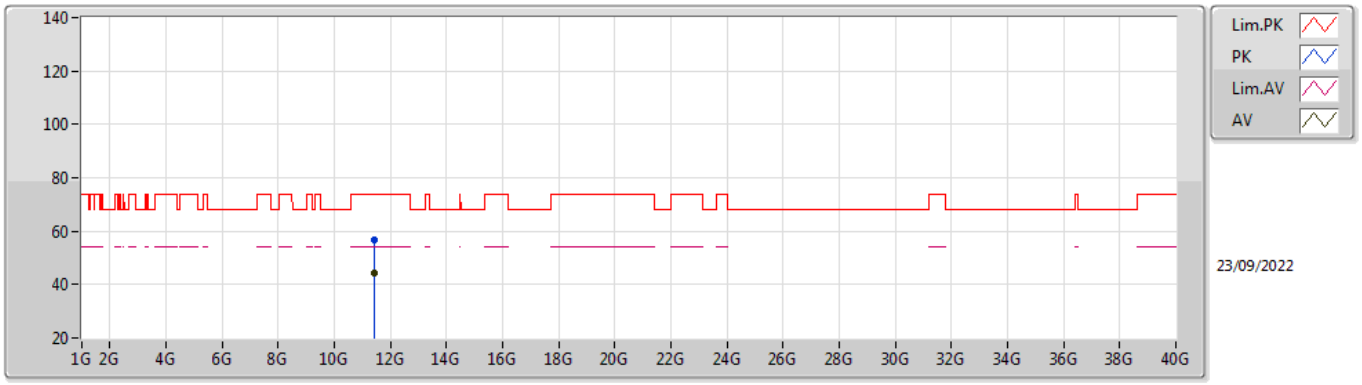

EUT Z_4TX
Setting 26.5
06-E-S-5

Type	Freq	Level	Limit	Margin	Raw	Dist	Condition	Azimuth	Height	Comment	AF	CL	PA
	(Hz)	(dBuV/m)	(dBuV/m)	(dB)	(dBuV)	(m)		(°)	(m)		(dB)	(dB)	(dB)
PK	11.42052G	56.80	74.00	-17.20	42.18	3	Horizontal	315	2.75	-	40.10	9.15	34.63
AV	11.42334G	44.32	54.00	-9.68	29.70	3	Horizontal	315	2.75	-	40.10	9.15	34.63

802.11ax HEW80_Nss1,(MCS0)_4TX

5290MHz_TnomVnom

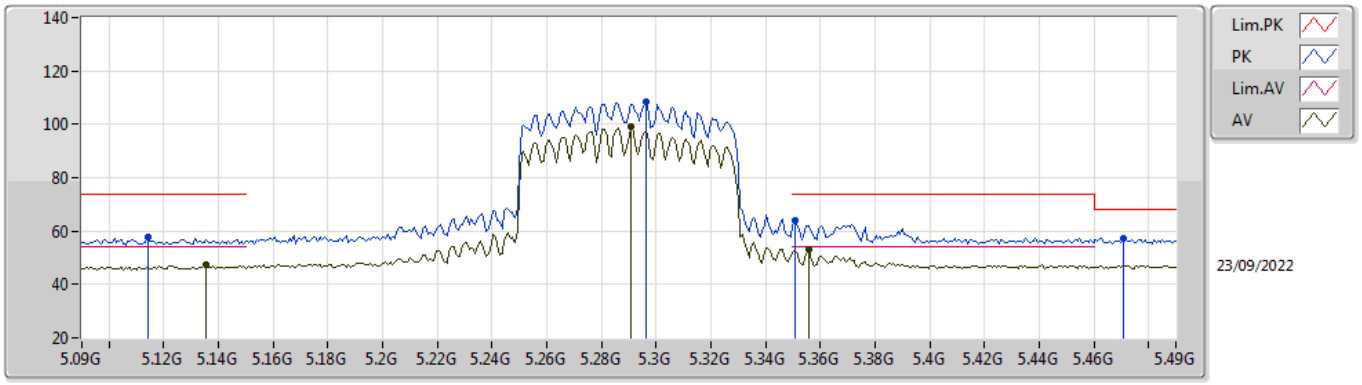

EUT Z_4TX
Setting 13.5
06-E-S-5-10

Type	Freq	Level	Limit	Margin	Raw	Dist	Condition	Azimuth	Height	Comment	AF	CL	PA
	(Hz)	(dBuV/m)	(dBuV/m)	(dB)	(dBuV)	(m)		(°)	(m)		(dB)	(dB)	(dB)
PK	5.114G	57.54	74.00	-16.46	52.51	3	Vertical	171	2.98	-	31.97	5.51	32.45
AV	5.1356G	47.16	54.00	-6.84	42.15	3	Vertical	171	2.98	-	31.93	5.54	32.46
PK	5.2964G	108.41	Inf	-Inf	103.83	3	Vertical	171	2.98	-	31.41	5.65	32.48
AV	5.2908G	98.88	Inf	-Inf	94.26	3	Vertical	171	2.98	-	31.44	5.65	32.47
PK	5.3508G	63.80	74.00	-10.20	59.30	3	Vertical	171	2.98	-	31.30	5.68	32.48
AV	5.3556G	53.35	54.00	-0.65	48.83	3	Vertical	171	2.98	-	31.32	5.68	32.48
PK	5.4708G	57.44	68.20	-10.76	52.39	3	Vertical	171	2.98	-	31.78	5.77	32.50

802.11ax HEW80_Nss1,(MCS0)_4TX

5290MHz_TnomVnom

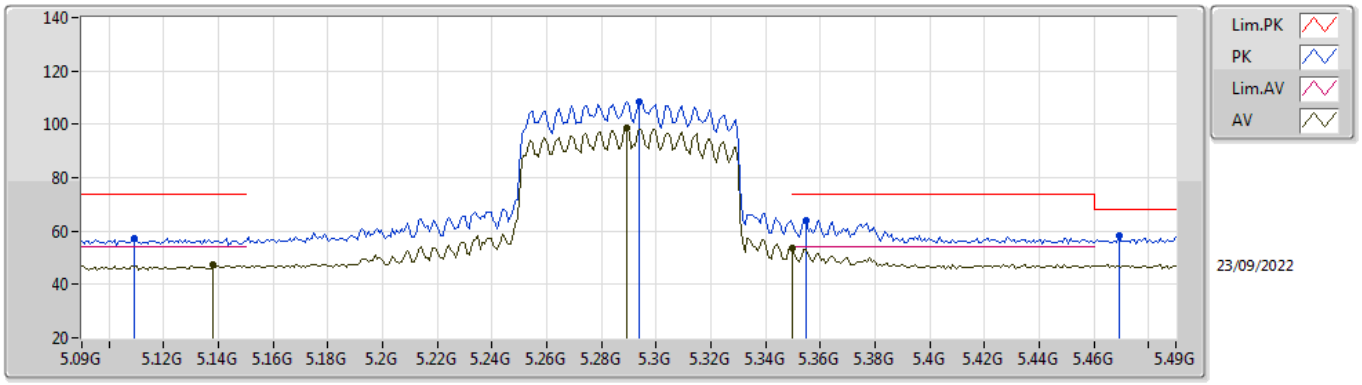

EUT Z_4TX
Setting 13.5
06-E-S-5-10

Type	Freq	Level	Limit	Margin	Raw	Dist	Condition	Azimuth	Height	Comment	AF	CL	PA
	(Hz)	(dBuV/m)	(dBuV/m)	(dB)	(dBuV)	(m)		(°)	(m)		(dB)	(dB)	(dB)
PK	5.1092G	57.25	74.00	-16.75	52.21	3	Horizontal	249	2.71	-	31.98	5.51	32.45
AV	5.138G	47.25	54.00	-6.75	42.25	3	Horizontal	249	2.71	-	31.92	5.54	32.46
PK	5.294G	108.63	Inf	-Inf	104.04	3	Horizontal	249	2.71	-	31.42	5.65	32.48
AV	5.2892G	98.65	Inf	-Inf	94.04	3	Horizontal	249	2.71	-	31.44	5.64	32.47
PK	5.3548G	64.18	74.00	-9.82	59.66	3	Horizontal	249	2.71	-	31.32	5.68	32.48
AV	5.35G	53.50	54.00	-0.50	49.00	3	Horizontal	249	2.71	-	31.30	5.68	32.48
PK	5.4692G	58.20	68.20	-10.00	53.15	3	Horizontal	249	2.71	-	31.78	5.77	32.50

802.11ax HEW80_Nss1,(MCS0)_4TX

5290MHz_TnomVnom

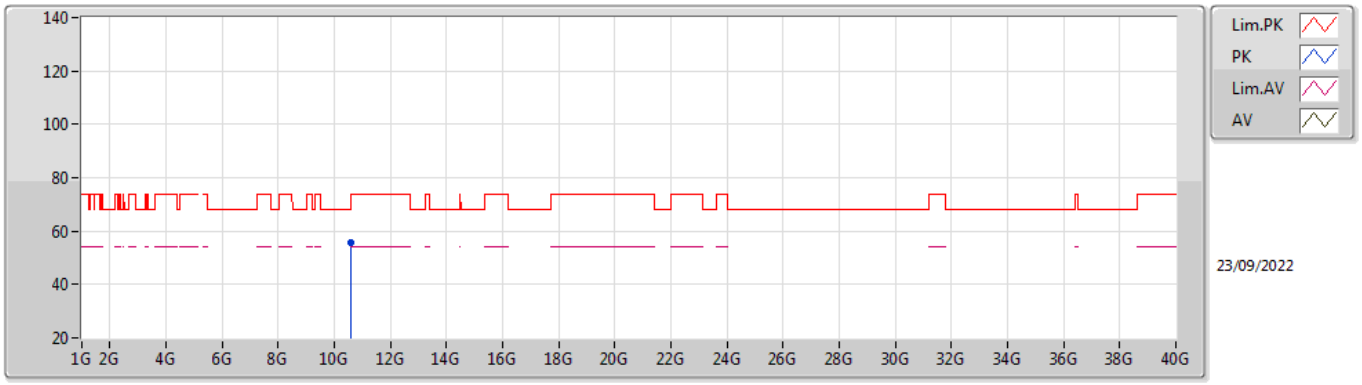

EUT Z_4TX
Setting 13.5
06-E-S-5

Type	Freq	Level	Limit	Margin	Raw	Dist	Condition	Azimuth	Height	Comment	AF	CL	PA
	(Hz)	(dBuV/m)	(dBuV/m)	(dB)	(dBuV)	(m)		(°)	(m)		(dB)	(dB)	(dB)
PK	10.57574G	55.71	68.20	-12.49	41.63	3	Vertical	71	2.18	-	40.12	8.65	34.69

802.11ax HEW80_Nss1,(MCS0)_4TX

5290MHz_TnomVnom

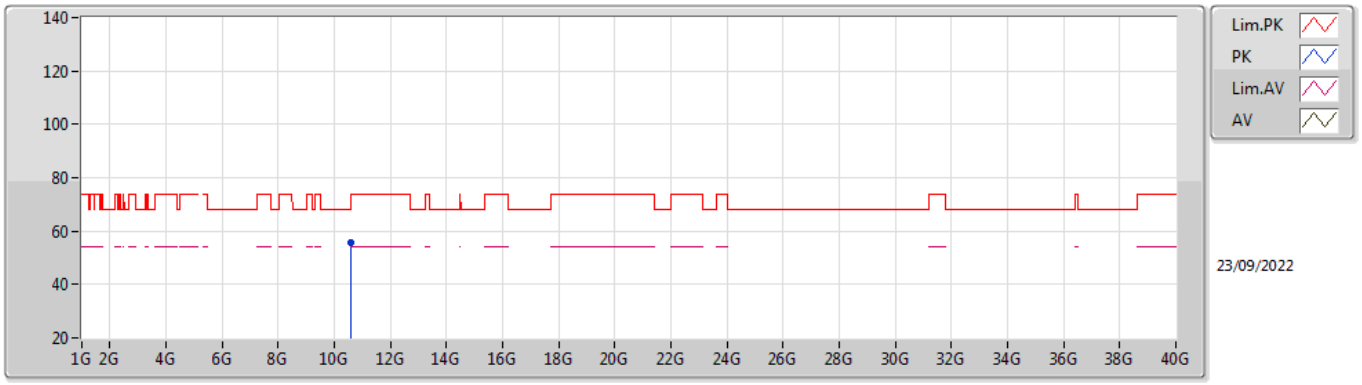

EUT Z_4TX
Setting 13.5
06-E-S-5

Type	Freq	Level	Limit	Margin	Raw	Dist	Condition	Azimuth	Height	Comment	AF	CL	PA
	(Hz)	(dBuV/m)	(dBuV/m)	(dB)	(dBuV)	(m)		(°)	(m)		(dB)	(dB)	(dB)
PK	10.58238G	55.84	68.20	-12.36	41.76	3	Horizontal	229	2.59	-	40.12	8.65	34.69

802.11ax HEW80_Nss1,(MCS0)_4TX

5530MHz_TnomVnom

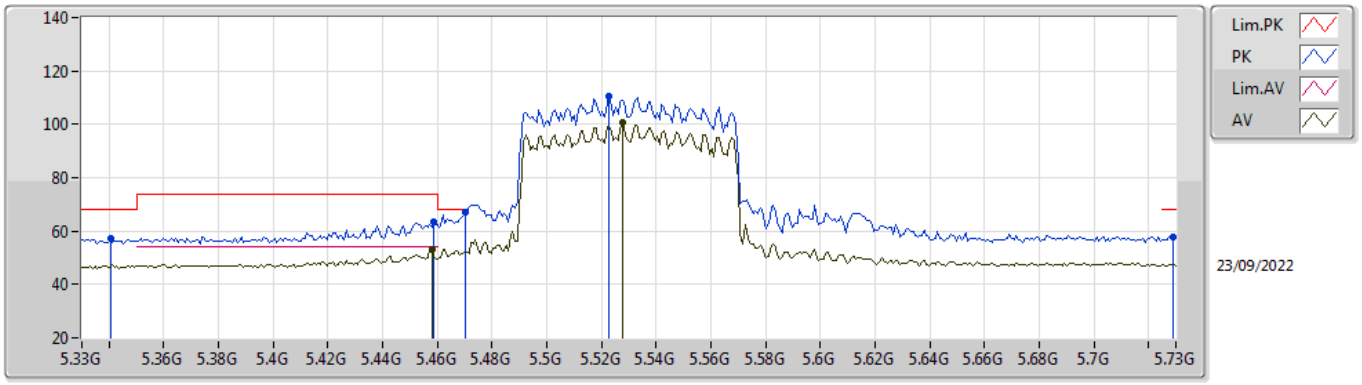

EUT Z_4TX
Setting 14
06-E-S-5-10

Type	Freq	Level	Limit	Margin	Raw	Dist	Condition	Azimuth	Height	Comment	AF	CL	PA
	(Hz)	(dBuV/m)	(dBuV/m)	(dB)	(dBuV)	(m)		(°)	(m)		(dB)	(dB)	(dB)
PK	5.3404G	57.33	68.20	-10.87	52.82	3	Vertical	181	1.80	-	31.32	5.67	32.48
PK	5.4588G	63.32	74.00	-10.68	58.32	3	Vertical	181	1.80	-	31.74	5.76	32.50
AV	5.458G	53.01	54.00	-0.99	48.01	3	Vertical	181	1.80	-	31.73	5.76	32.49
PK	5.47G	67.10	68.20	-1.10	62.05	3	Vertical	181	1.80	-	31.78	5.77	32.50
PK	5.5228G	110.46	Inf	-Inf	105.23	3	Vertical	181	1.80	-	31.90	5.82	32.49
AV	5.5276G	100.71	Inf	-Inf	95.47	3	Vertical	181	1.80	-	31.90	5.83	32.49
PK	5.7292G	57.75	68.20	-10.45	52.16	3	Vertical	181	1.80	-	32.12	5.90	32.43

802.11ax HEW80_Nss1,(MCS0)_4TX

5530MHz_TnomVnom

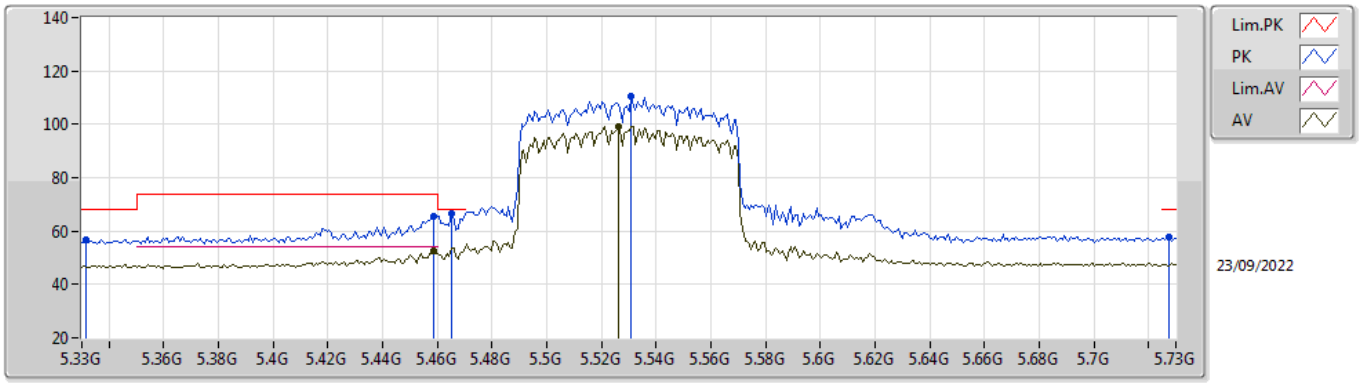

EUT Z_4TX
Setting 14
06-E-S-5-10

Type	Freq	Level	Limit	Margin	Raw	Dist	Condition	Azimuth	Height	Comment	AF	CL	PA
	(Hz)	(dBuV/m)	(dBuV/m)	(dB)	(dBuV)	(m)		(°)	(m)		(dB)	(dB)	(dB)
PK	5.3316G	56.90	68.20	-11.30	52.37	3	Horizontal	278	1.80	-	31.34	5.67	32.48
PK	5.4588G	65.67	74.00	-8.33	60.67	3	Horizontal	278	1.80	-	31.74	5.76	32.50
AV	5.4588G	52.71	54.00	-1.29	47.71	3	Horizontal	278	1.80	-	31.74	5.76	32.50
PK	5.4652G	66.40	68.20	-1.80	61.37	3	Horizontal	278	1.80	-	31.76	5.77	32.50
PK	5.5308G	110.54	Inf	-Inf	105.30	3	Horizontal	278	1.80	-	31.90	5.83	32.49
AV	5.526G	99.09	Inf	-Inf	93.85	3	Horizontal	278	1.80	-	31.90	5.83	32.49
PK	5.7276G	57.89	68.20	-10.31	52.31	3	Horizontal	278	1.80	-	32.11	5.90	32.43

802.11ax HEW80_Nss1,(MCS0)_4TX

5530MHz_TnomVnom

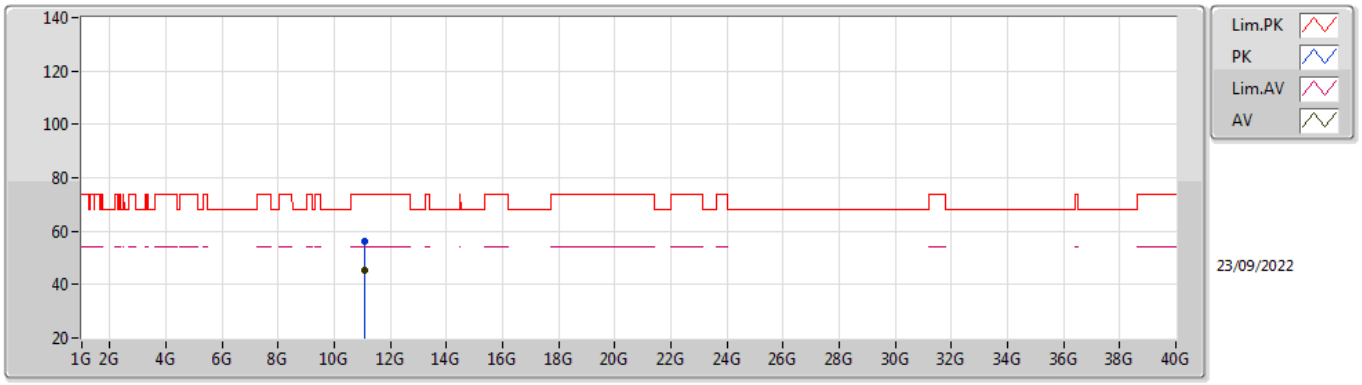

EUT Z_4TX
Setting 14
06-E-S-5

Type	Freq	Level	Limit	Margin	Raw	Dist	Condition	Azimuth	Height	Comment	AF	CL	PA
	(Hz)	(dBuV/m)	(dBuV/m)	(dB)	(dBuV)	(m)		(°)	(m)		(dB)	(dB)	(dB)
PK	11.06408G	56.13	74.00	-17.87	41.50	3	Vertical	342	2.33	-	40.34	8.94	34.65
AV	11.05748G	45.52	54.00	-8.48	30.87	3	Vertical	342	2.33	-	40.37	8.93	34.65

802.11ax HEW80_Nss1,(MCS0)_4TX

5530MHz_TnomVnom

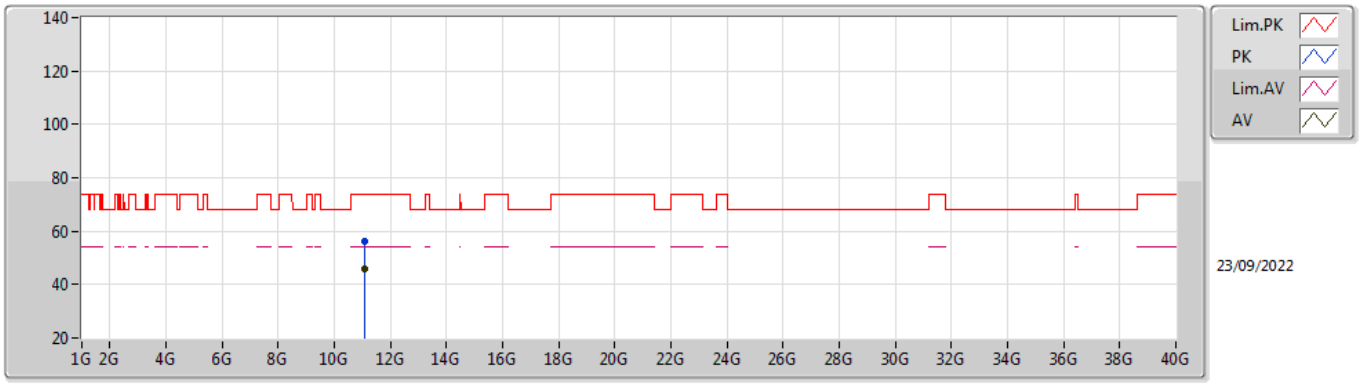

EUT Z_4TX
Setting 14
06-E-S-5

Type	Freq	Level	Limit	Margin	Raw	Dist	Condition	Azimuth	Height	Comment	AF	CL	PA
	(Hz)	(dBuV/m)	(dBuV/m)	(dB)	(dBuV)	(m)		(°)	(m)		(dB)	(dB)	(dB)
PK	11.0646G	56.10	74.00	-17.90	41.47	3	Horizontal	288	1.18	-	40.34	8.94	34.65
AV	11.06158G	45.90	54.00	-8.10	31.26	3	Horizontal	288	1.18	-	40.35	8.94	34.65

802.11ax HEW80_Nss1,(MCS0)_4TX

5610MHz_TnomVnom

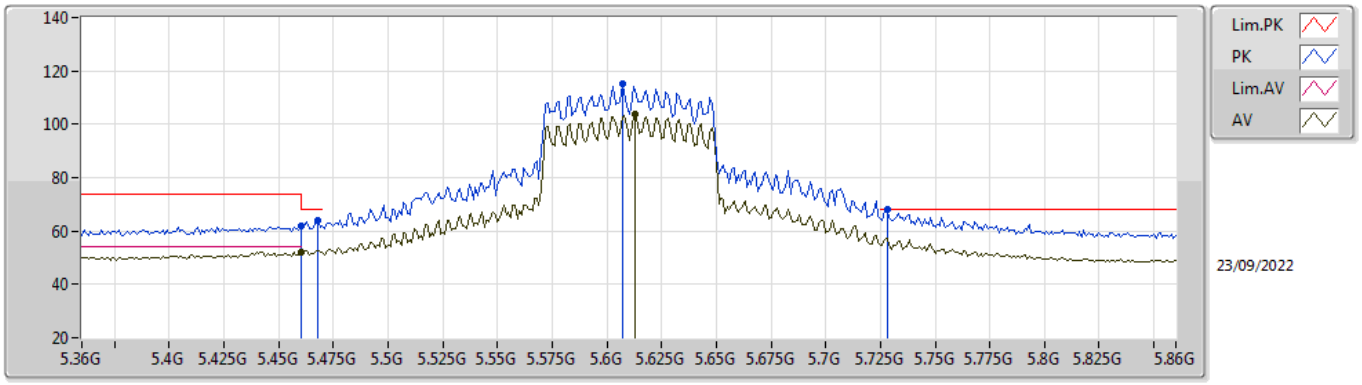

EUT Z_4TX
Setting 19
06-E-S-5-10

Type	Freq	Level	Limit	Margin	Raw	Dist	Condition	Azimuth	Height	Comment	AF	CL	PA
	(Hz)	(dBuV/m)	(dBuV/m)	(dB)	(dBuV)	(m)		(°)	(m)		(dB)	(dB)	(dB)
PK	5.46G	62.07	74.00	-11.93	57.07	3	Vertical	189	1.80	-	31.74	5.76	32.50
AV	5.46G	51.96	54.00	-2.04	46.96	3	Vertical	189	1.80	-	31.74	5.76	32.50
PK	5.468G	64.05	68.20	-4.15	59.01	3	Vertical	189	1.80	-	31.77	5.77	32.50
PK	5.607G	115.29	Inf	-Inf	109.97	3	Vertical	189	1.80	-	31.89	5.90	32.47
AV	5.613G	103.60	Inf	-Inf	98.29	3	Vertical	189	1.80	-	31.87	5.90	32.46
PK	5.728G	67.94	68.20	-0.26	62.36	3	Vertical	189	1.80	-	32.11	5.90	32.43

802.11ax HEW80_Nss1,(MCS0)_4TX

5610MHz_TnomVnom

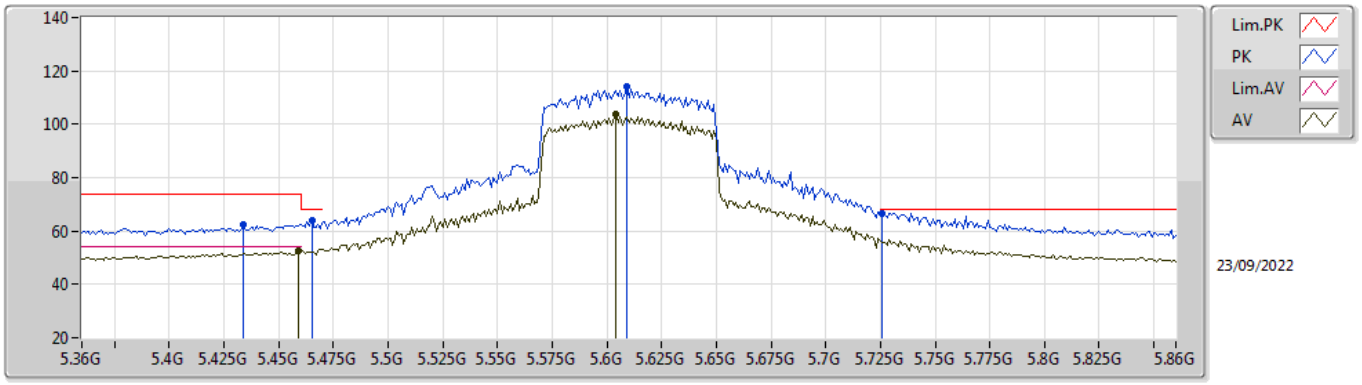

EUT Z_4TX
Setting 19
06-E-S-5-10

Type	Freq	Level	Limit	Margin	Raw	Dist	Condition	Azimuth	Height	Comment	AF	CL	PA
	(Hz)	(dBuV/m)	(dBuV/m)	(dB)	(dBuV)	(m)		(°)	(m)		(dB)	(dB)	(dB)
PK	5.434G	62.44	74.00	-11.56	57.56	3	Horizontal	278	1.80	-	31.64	5.73	32.49
PK	5.465G	63.87	68.20	-4.33	58.85	3	Horizontal	278	1.80	-	31.76	5.76	32.50
AV	5.459G	52.34	54.00	-1.66	47.34	3	Horizontal	278	1.80	-	31.74	5.76	32.50
PK	5.609G	114.09	Inf	-Inf	108.78	3	Horizontal	278	1.80	-	31.88	5.90	32.47
AV	5.604G	103.75	Inf	-Inf	98.43	3	Horizontal	278	1.80	-	31.89	5.90	32.47
PK	5.726G	66.72	68.20	-1.48	61.15	3	Horizontal	278	1.80	-	32.10	5.90	32.43

802.11ax HEW80_Nss1,(MCS0)_4TX

5610MHz_TnomVnom

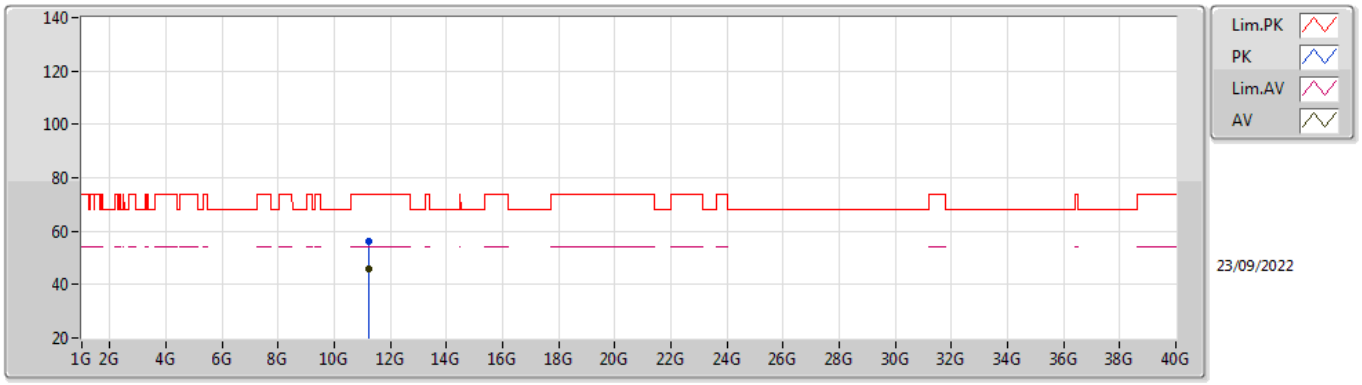

EUT Z_4TX
Setting 19
06-E-S-5

Type	Freq	Level	Limit	Margin	Raw	Dist	Condition	Azimuth	Height	Comment	AF	CL	PA
	(Hz)	(dBuV/m)	(dBuV/m)	(dB)	(dBuV)	(m)		(°)	(m)		(dB)	(dB)	(dB)
PK	11.22366G	56.24	74.00	-17.76	41.95	3	Vertical	87	1.43	-	39.90	9.03	34.64
AV	11.22068G	45.73	54.00	-8.27	31.44	3	Vertical	87	1.43	-	39.90	9.03	34.64

802.11ax HEW80_Nss1,(MCS0)_4TX

5610MHz_TnomVnom

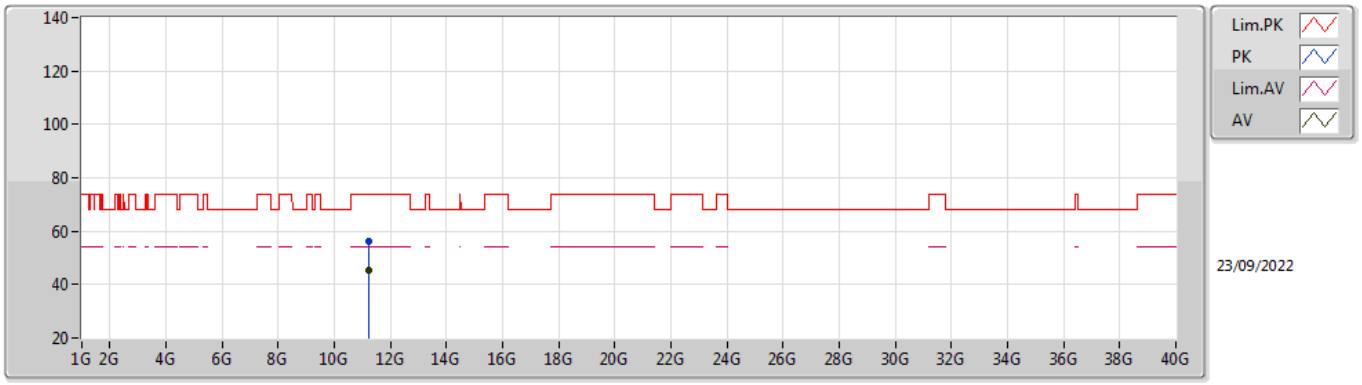

EUT Z_4TX
Setting 19
06-E-S-5

Type	Freq	Level	Limit	Margin	Raw	Dist	Condition	Azimuth	Height	Comment	AF	CL	PA
	(Hz)	(dBuV/m)	(dBuV/m)	(dB)	(dBuV)	(m)		(°)	(m)		(dB)	(dB)	(dB)
PK	11.22242G	56.28	74.00	-17.72	41.99	3	Horizontal	295	1.00	-	39.90	9.03	34.64
AV	11.2229G	45.54	54.00	-8.46	31.25	3	Horizontal	295	1.00	-	39.90	9.03	34.64

802.11ax HEW80_Nss1,(MCS0)_4TX

5690MHz Straddle 5.47-5.725GHz_TnomVnom

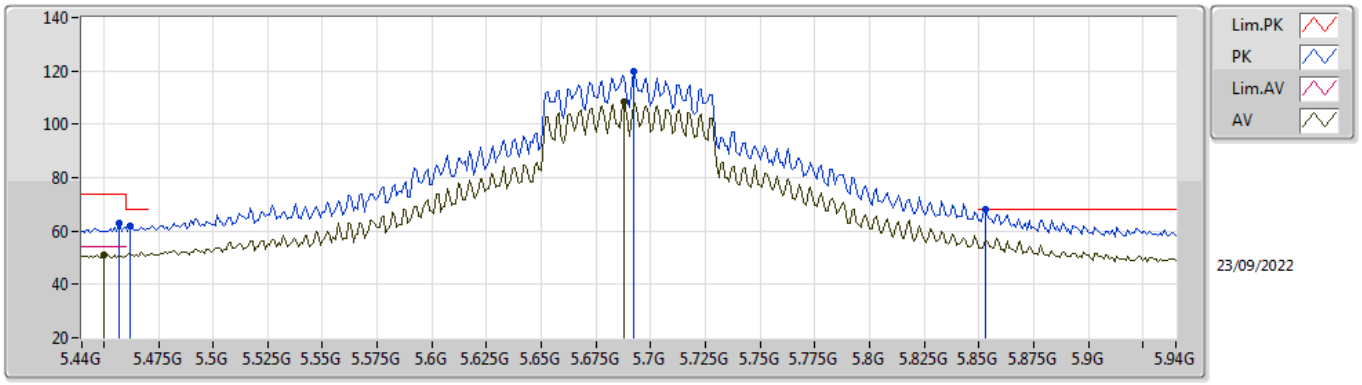

EUT Z_4TX
Setting 22.5
06-E-S-5-10

Type	Freq	Level	Limit	Margin	Raw	Dist	Condition	Azimuth	Height	Comment	AF	CL	PA
	(Hz)	(dBuV/m)	(dBuV/m)	(dB)	(dBuV)	(m)		(°)	(m)		(dB)	(dB)	(dB)
PK	5.457G	62.84	74.00	-11.16	57.84	3	Vertical	186	1.80	-	31.73	5.76	32.49
AV	5.45G	51.07	54.00	-2.93	46.11	3	Vertical	186	1.80	-	31.70	5.75	32.49
PK	5.462G	62.05	68.20	-6.15	57.04	3	Vertical	186	1.80	-	31.75	5.76	32.50
PK	5.692G	119.85	Inf	-Inf	114.42	3	Vertical	186	1.80	-	31.97	5.90	32.44
AV	5.688G	108.30	Inf	-Inf	102.89	3	Vertical	186	1.80	-	31.95	5.90	32.44
PK	5.853G	68.06	68.20	-0.14	62.18	3	Vertical	186	1.80	-	32.32	5.95	32.39

802.11ax HEW80_Nss1,(MCS0)_4TX

5690MHz Straddle 5.47-5.725GHz_TnomVnom

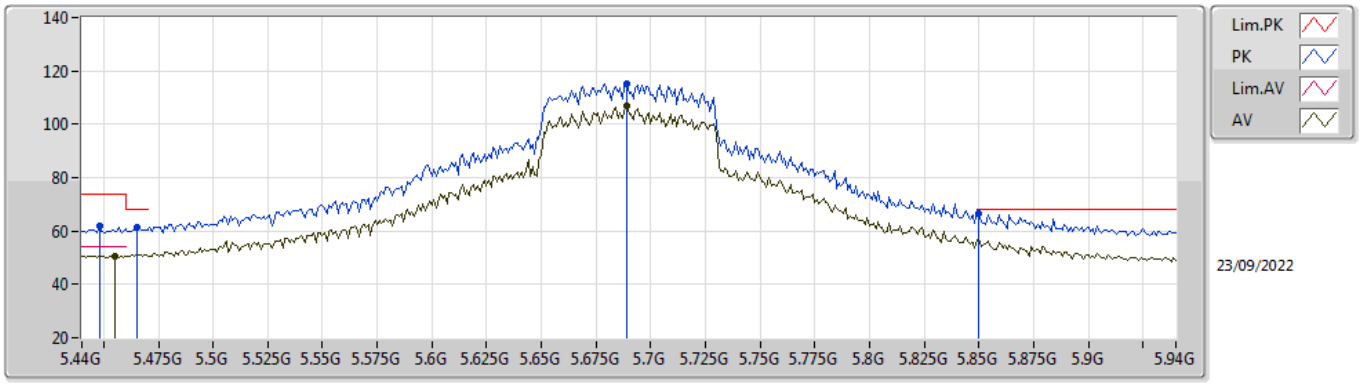

EUT Z_4TX
Setting 22.5
06-E-S-5-10

Type	Freq	Level	Limit	Margin	Raw	Dist	Condition	Azimuth	Height	Comment	AF	CL	PA
	(Hz)	(dBuV/m)	(dBuV/m)	(dB)	(dBuV)	(m)		(°)	(m)		(dB)	(dB)	(dB)
PK	5.448G	62.10	74.00	-11.90	57.15	3	Horizontal	280	1.80	-	31.69	5.75	32.49
AV	5.455G	50.70	54.00	-3.30	45.72	3	Horizontal	280	1.80	-	31.72	5.75	32.49
PK	5.465G	61.42	68.20	-6.78	56.40	3	Horizontal	280	1.80	-	31.76	5.76	32.50
PK	5.689G	115.33	Inf	-Inf	109.91	3	Horizontal	280	1.80	-	31.96	5.90	32.44
AV	5.689G	106.84	Inf	-Inf	101.42	3	Horizontal	280	1.80	-	31.96	5.90	32.44
PK	5.85G	66.63	68.20	-1.57	60.77	3	Horizontal	280	1.80	-	32.30	5.95	32.39

802.11ax HEW80_Nss1,(MCS0)_4TX

5690MHz_TnomVnom

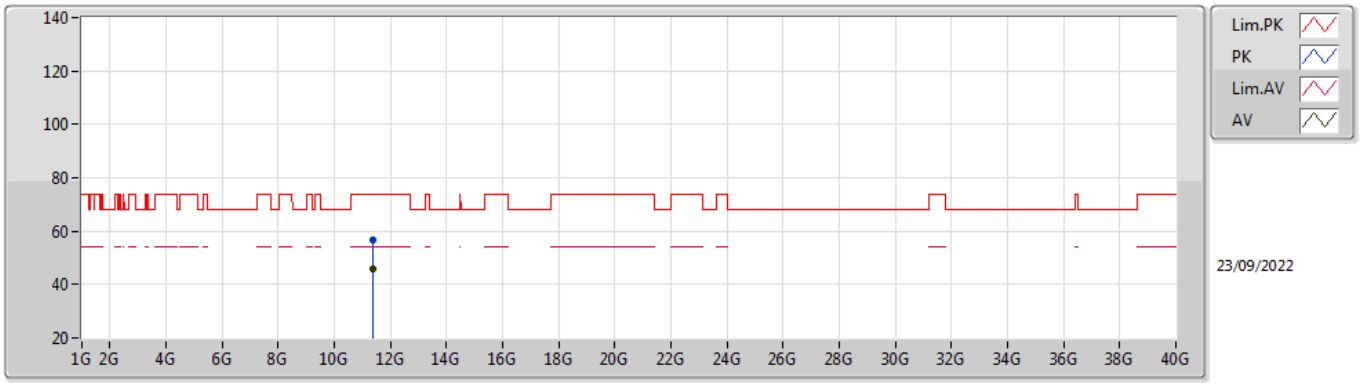

EUT Z_4TX
Setting 22.5
06-E-S-5

Type	Freq	Level	Limit	Margin	Raw	Dist	Condition	Azimuth	Height	Comment	AF	CL	PA
	(Hz)	(dBuV/m)	(dBuV/m)	(dB)	(dBuV)	(m)		(°)	(m)		(dB)	(dB)	(dB)
PK	11.37784G	56.58	74.00	-17.42	42.02	3	Vertical	117	1.25	-	40.06	9.13	34.63
AV	11.3797G	45.95	54.00	-8.05	31.39	3	Vertical	117	1.25	-	40.06	9.13	34.63

802.11ax HEW80_Nss1,(MCS0)_4TX

5690MHz_TnomVnom

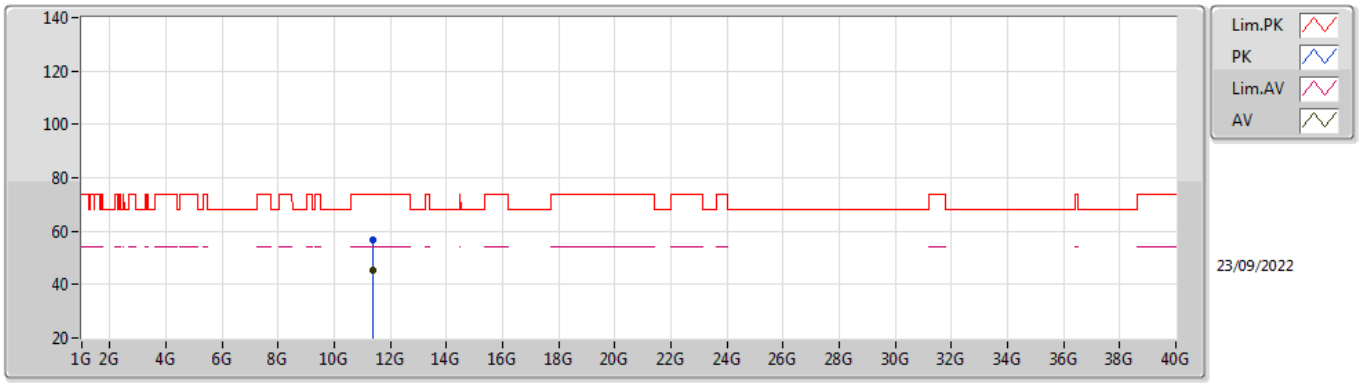

EUT Z_4TX
Setting 22.5
06-E-S-5

Type	Freq	Level	Limit	Margin	Raw	Dist	Condition	Azimuth	Height	Comment	AF	CL	PA
	(Hz)	(dBuV/m)	(dBuV/m)	(dB)	(dBuV)	(m)		(°)	(m)		(dB)	(dB)	(dB)
PK	11.37926G	56.67	74.00	-17.33	42.11	3	Horizontal	26	2.44	-	40.06	9.13	34.63
AV	11.38218G	45.57	54.00	-8.43	31.01	3	Horizontal	26	2.44	-	40.06	9.13	34.63