Appendix A：Effective (Isotropic) Radiated Power Output Data

Test Result

Band	Channel	Power(dBm)	Limit(dBm)	Verdict
Band2	9262	23.93	33	PASS
Band2	9400	23.90	33	PASS
Band2	9538	24.12	33	PASS

Band	Channel	SubTest	Power(dBm)	Limit(dBm)	Verdict
Band2	9262	1	22.88	33	PASS
Band2	9262	2	22.41	33	PASS
Band2	9262	3	22.42	33	PASS
Band2	9262	4	22.42	33	PASS
Band2	9400	1	22.87	33	PASS
Band2	9400	2	22.39	33	PASS
Band2	9400	3	22.38	33	PASS
Band2	9400	4	22.38	33	PASS
Band2	9538	1	23.04	33	PASS
Band2	9538	2	22.60	33	PASS
Band2	9538	3	22.55	33	PASS
Band2	9538	4	22.55	33	PASS

Band	Channel	SubTest	Power(dBm)	Limit(dBm)	Verdict
Band2	9262	1	22.82	33	PASS
Band2	9262	2	21.41	33	PASS
Band2	9262	3	21.05	33	PASS
Band2	9262	4	20.82	33	PASS
Band2	9262	5	22.94	33	PASS
Band2	9400	1	22.81	33	PASS
Band2	9400	2	21.36	33	PASS
Band2	9400	3	21.09	33	PASS
Band2	9400	4	20.80	33	PASS
Band2	9400	5	22.86	33	PASS
Band2	9538	1	22.96	33	PASS
Band2	9538	2	21.65	33	PASS
Band2	9538	3	21.27	33	PASS
Band2	9538	4	20.95	33	PASS
Band2	9538	5	23.05	33	PASS

Appendix B :Peak-to-Average Ratio

Test Result

Band	Channel	Peak-to-Average Ratio(dB)	Limit(dB)	Verdict
Band2	9262	2.57	13	PASS
Band2	9400	2.8	13	PASS
Band2	9538	2.92	13	PASS

Band	Channel	SubTest	Peak-to-Average Ratio(dB)	Limit(dB)	Verdict
Band2	9262	1	2.92	13	PASS
Band2	9262	2	3.41	13	PASS
Band2	9262	3	3.58	13	PASS
Band2	9262	4	3.62	13	PASS
Band2	9400	1	3.07	13	PASS
Band2	9400	2	3.55	13	PASS
Band2	9400	3	3.74	13	PASS
Band2	9400	4	3.76	13	PASS
Band2	9538	1	3.14	13	PASS
Band2	9538	2	3.66	13	PASS
Band2	9538	3	3.83	13	PASS
Band2	9538	4	3.88	13	PASS

Band	Channel	SubTest	Peak-to-Average Ratio(dB)	Limit(dB)	Verdict
Band2	9262	1	3.79	13	PASS
Band2	9262	2	4.91	13	PASS
Band2	9262	3	4.75	13	PASS
Band2	9262	4	4.98	13	PASS
Band2	9262	5	3.68	13	PASS
Band2	9400	1	4.46	13	PASS
Band2	9400	2	5.39	13	PASS
Band2	9400	3	5.2	13	PASS
Band2	9400	4	5.36	13	PASS
Band2	9400	5	4.59	13	PASS
Band2	9538	1	4.46	13	PASS
Band2	9538	2	5.4	13	PASS
Band2	9538	3	4.96	13	PASS
Band2	9538	4	5.35	13	PASS
Band2	9538	5	4.63	13	PASS

Test Graphs

Band2-9262

Band2-9400
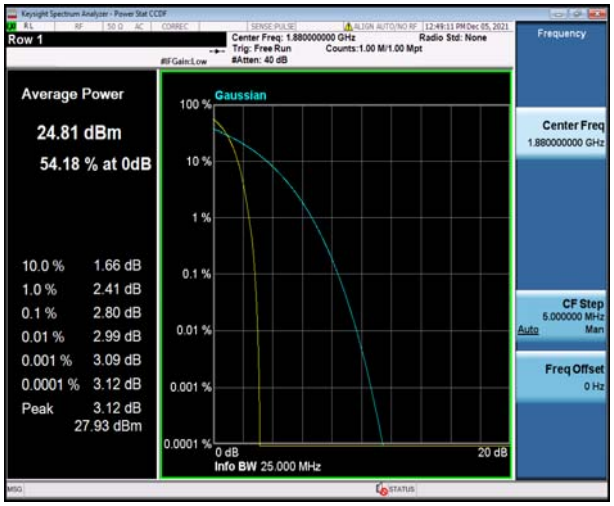

Band2-9538
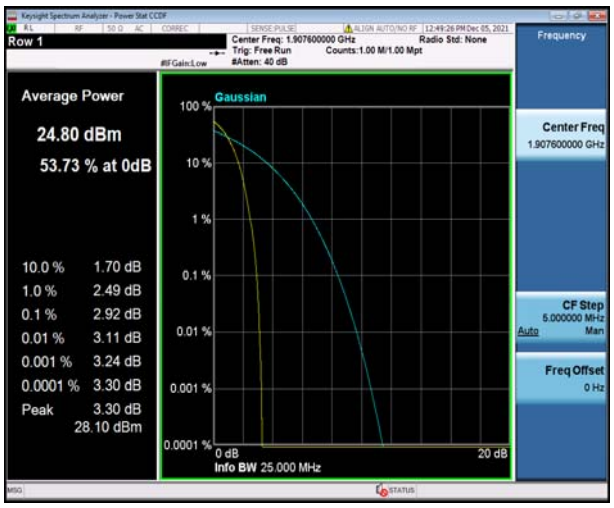

Band2-9262-1

Band2-9262-2

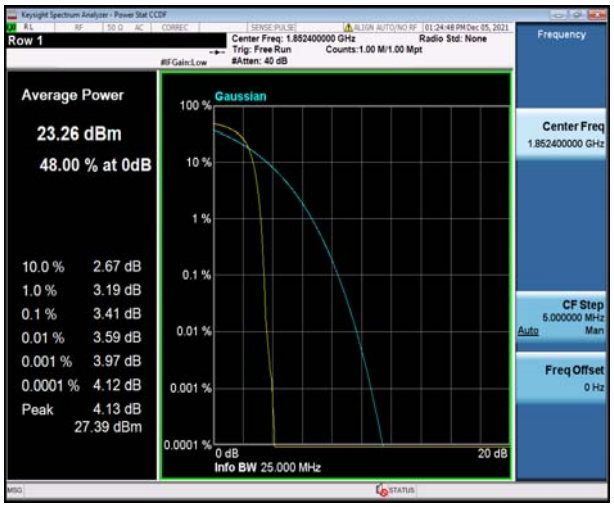

Band2-9262-3

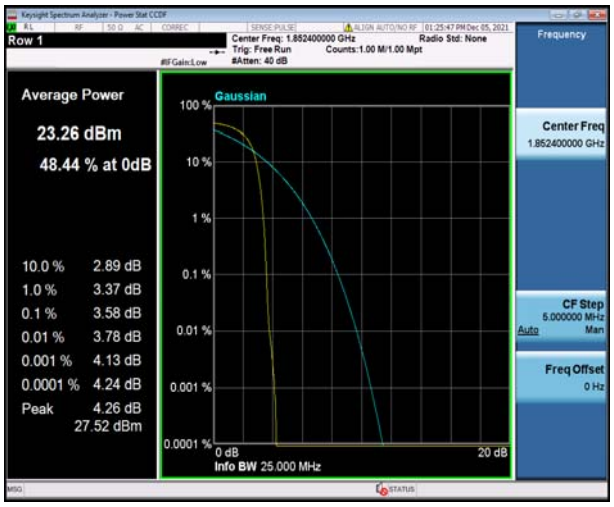

Band2-9262-4

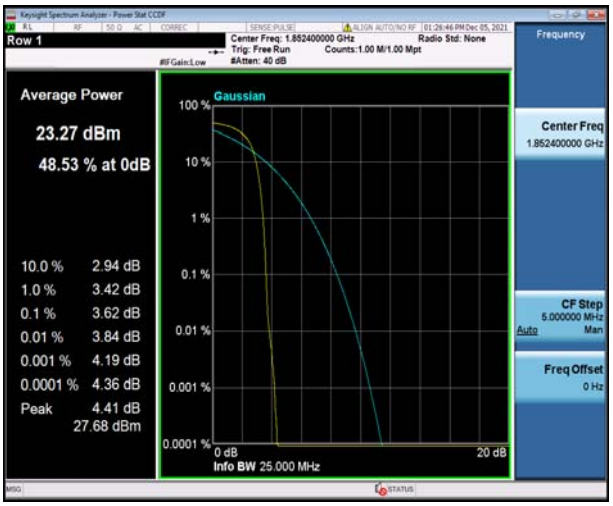

Band2-9400-1

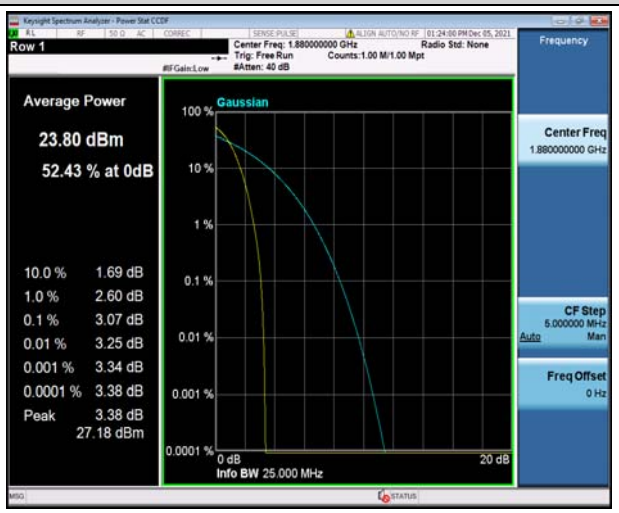

Band2-9400-2

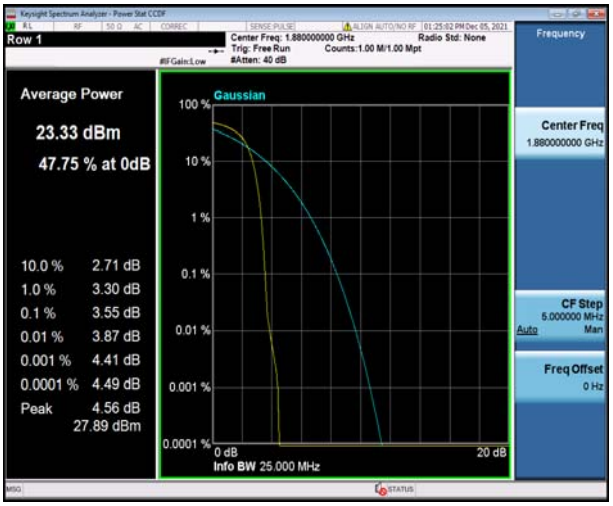

Band2-9400-3

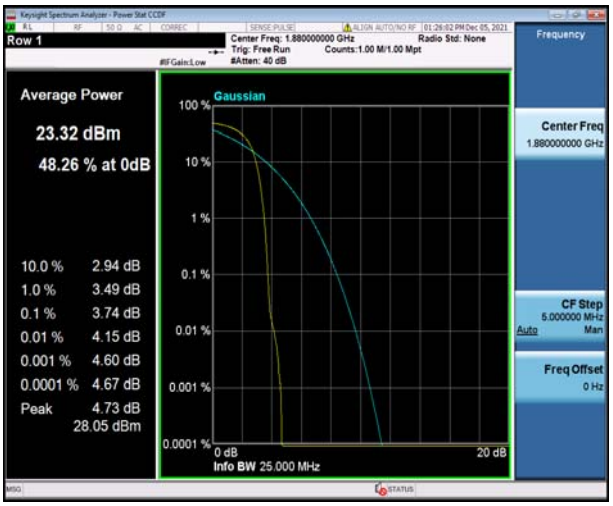

Band2-9400-4

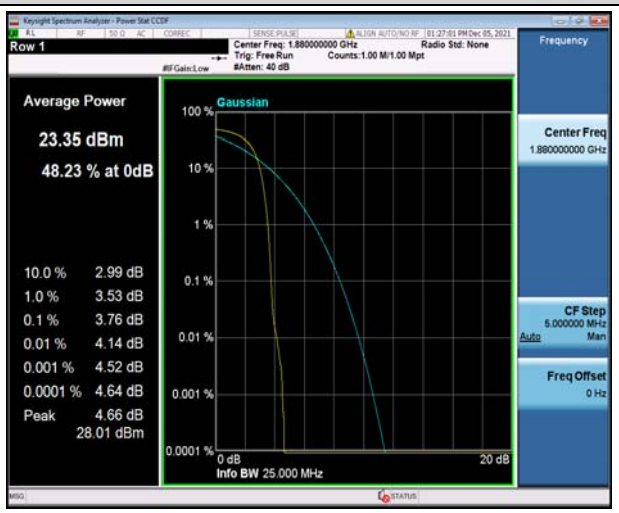

Band2-9538-1

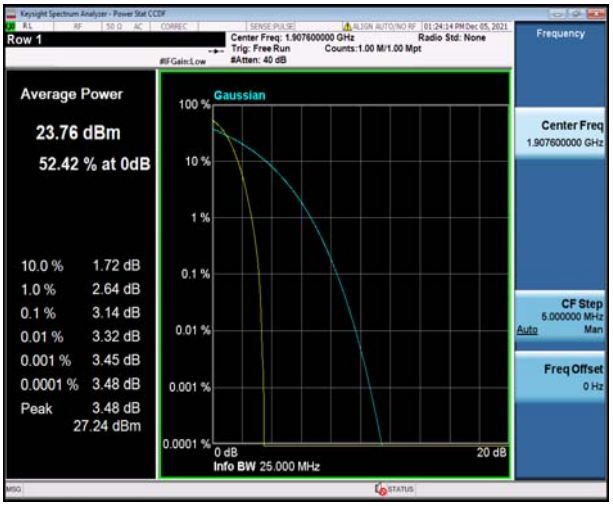

Band2-9538-2

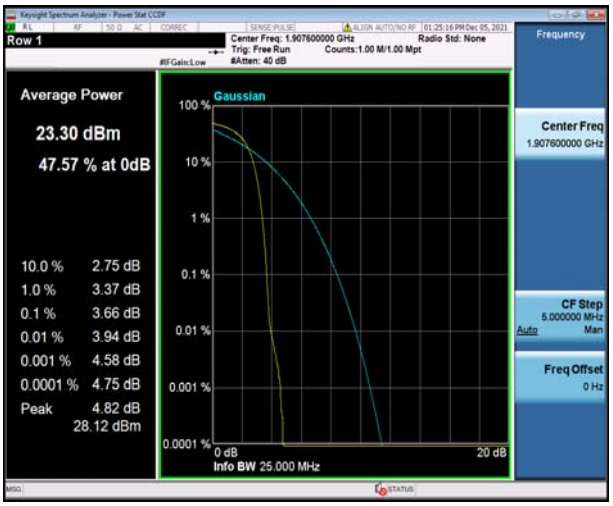

Band2-9538-3

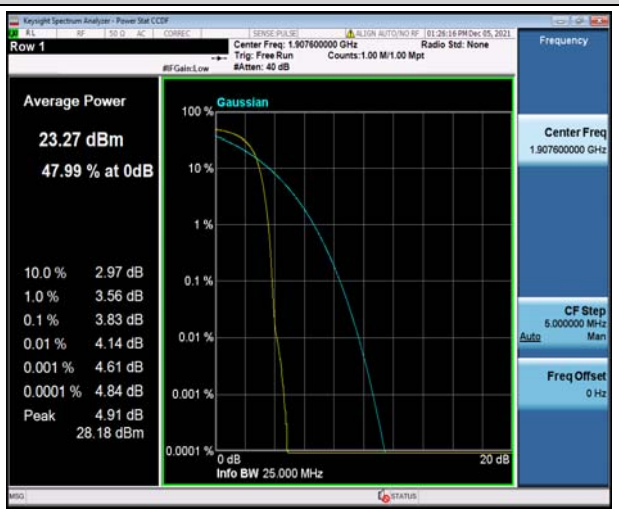

Band2-9538-4

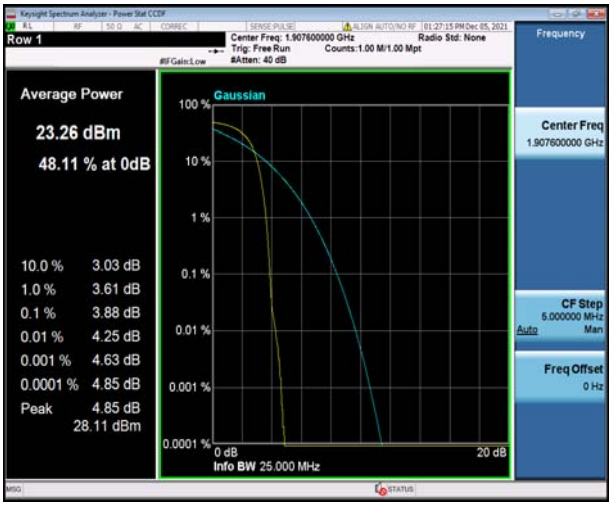

Band2-9262-1

Band2-9262-2

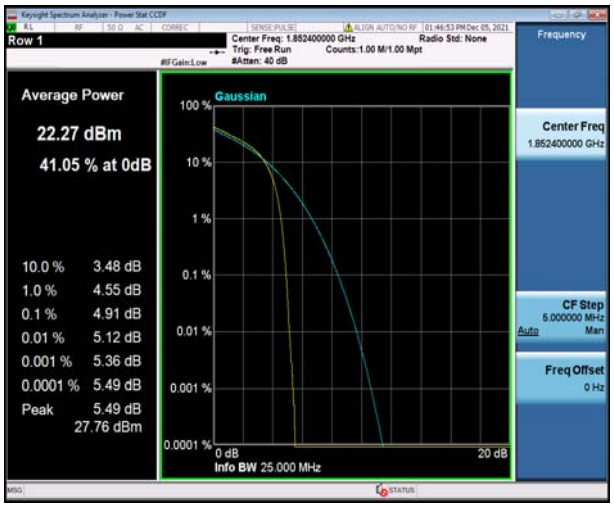

Band2-9262-3

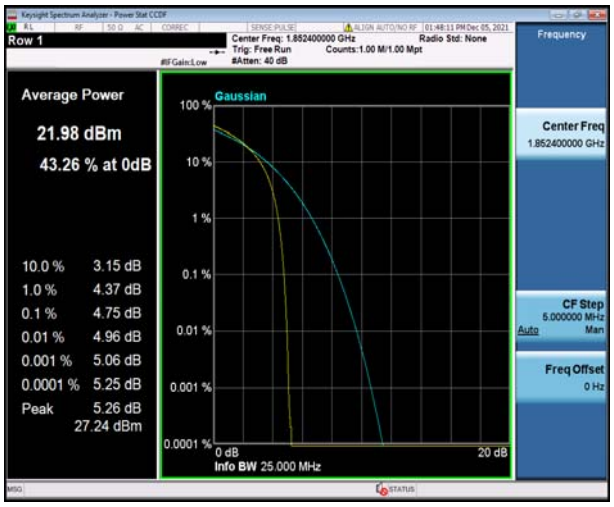

Band2-9262-4

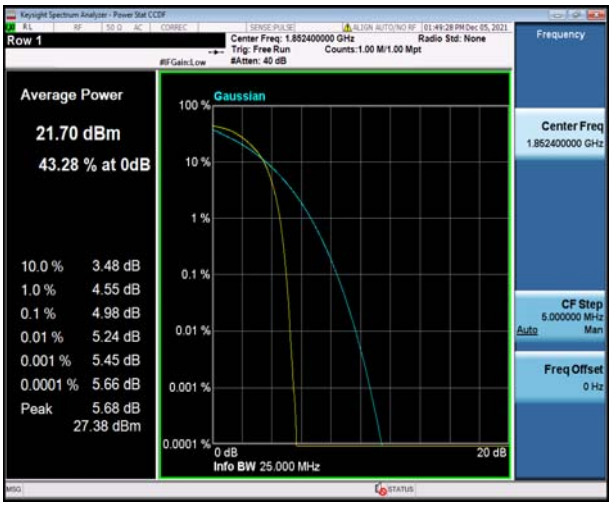

Band2-9262-5

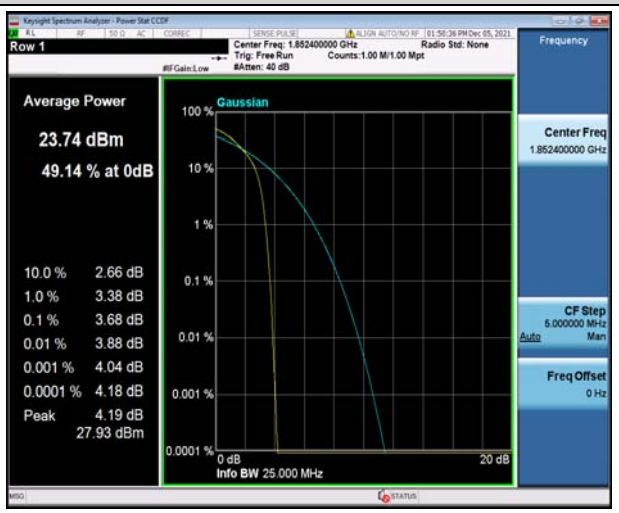

Band2-9400-1

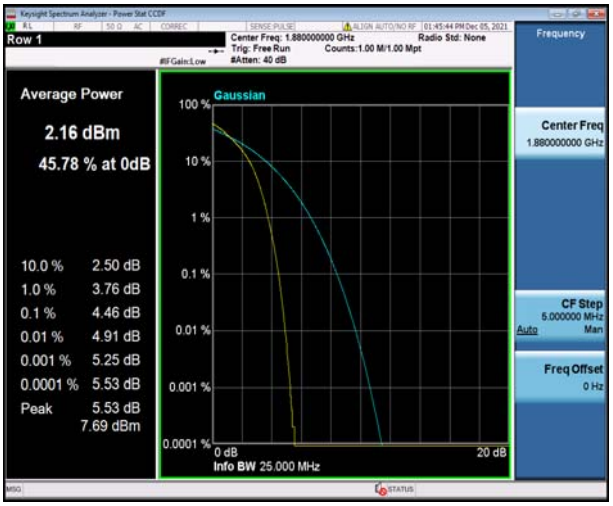

Band2-9400-2

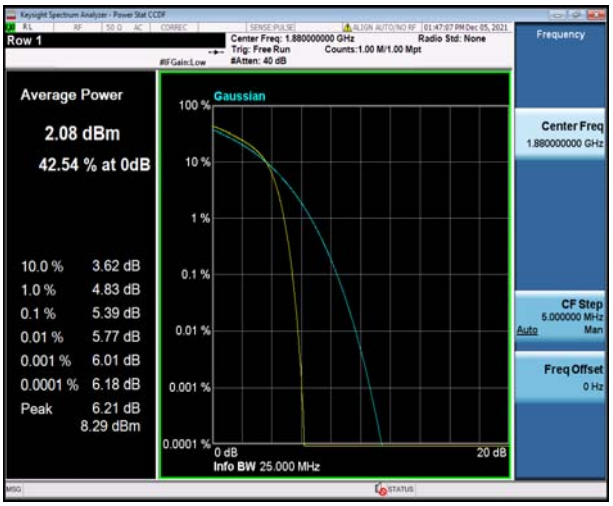

Band2-9400-3

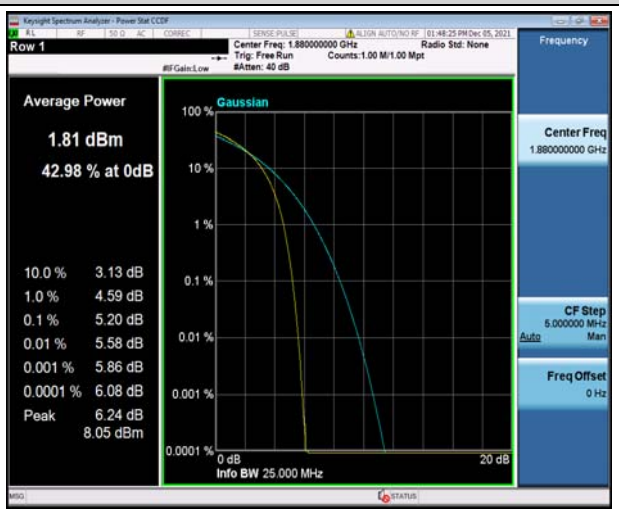

Band2-9400-4

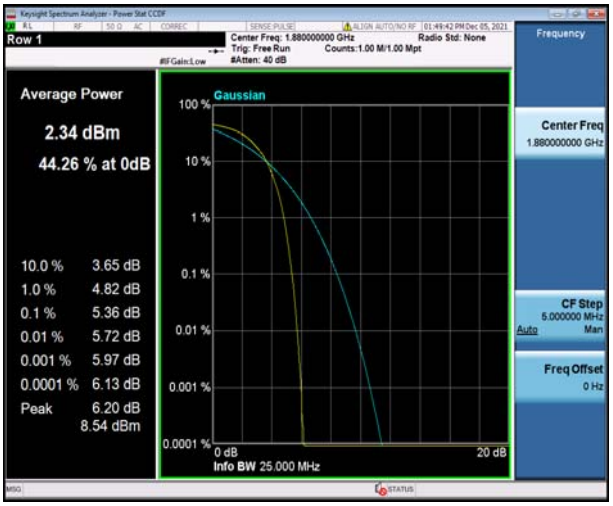

Band2-9400-5

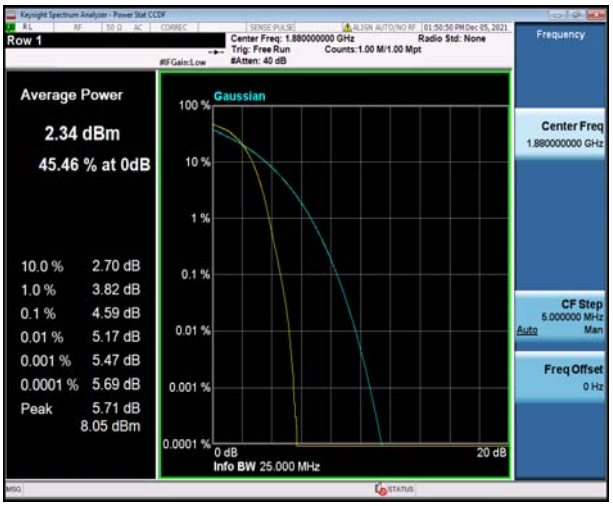

Band2-9538-1

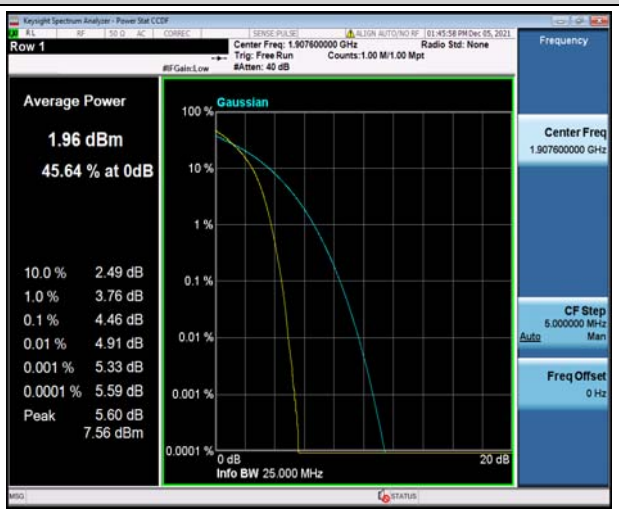

Band2-9538-2

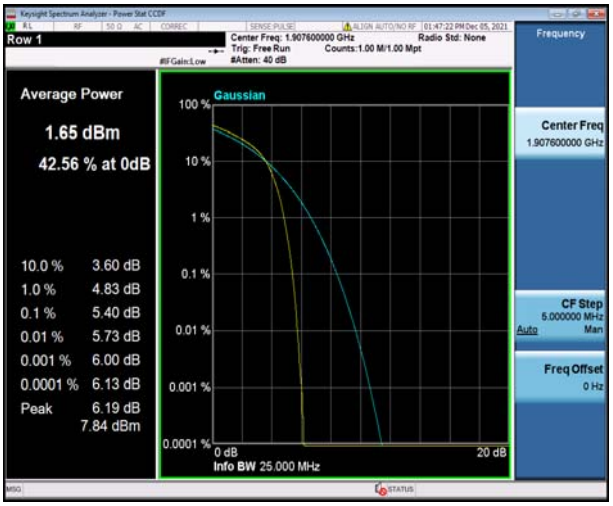

Band2-9538-3

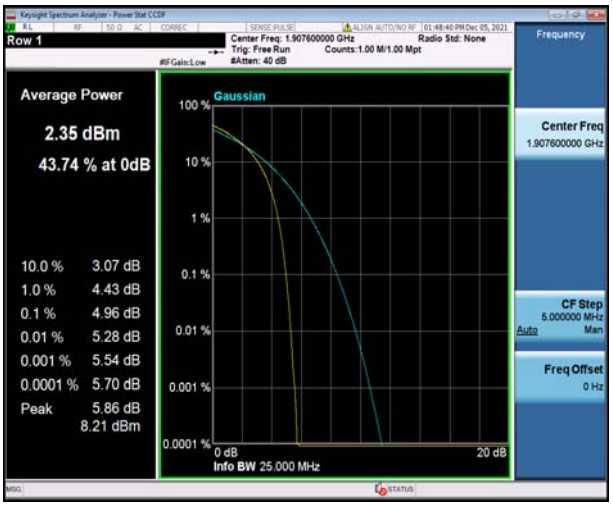

Band2-9538-4

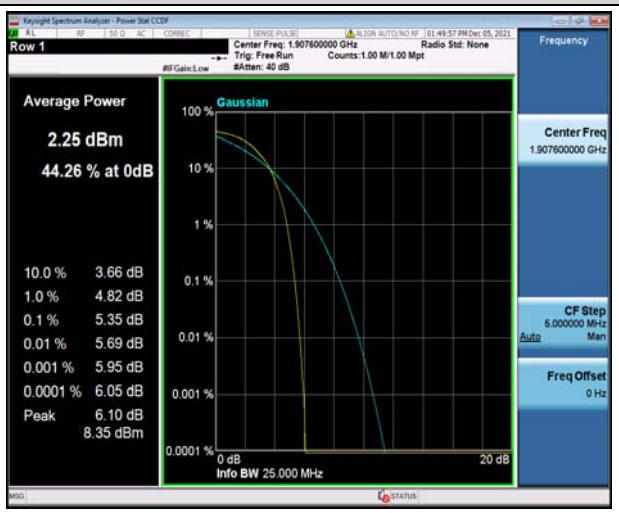

Band2-9538-5

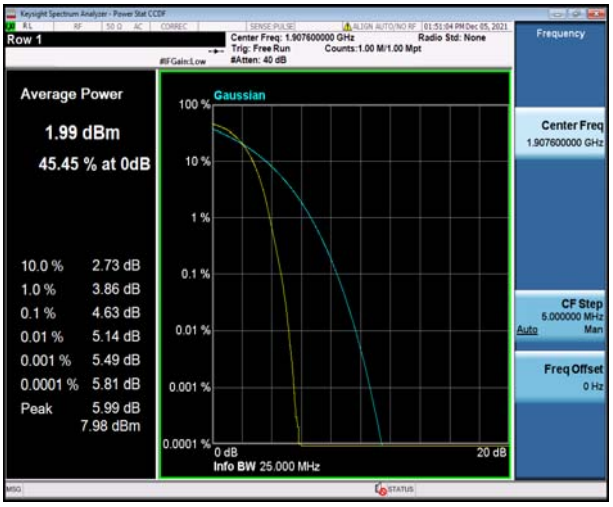

Appendix C :26dB Bandwidth andOccupied Bandwidth

Test Result

Band	Channel	Occupied Bandwidth (kHz)	26dB Bandwidth (kHz)	Limit(kHz)	Verdict
Band2	9262	4.1427	4.143	---	PASS
Band2	9400	4.1394	4.139	---	PASS
Band2	9538	4.1487	4.149	---	PASS

Band	Channel	SubTest	Occupied Bandwidth (kHz)	26dB Bandwidth (kHz)	Limit(kHz)	Verdict
Band2	9262	1	4.1368	4.137	---	PASS
Band2	9262	2	4.1358	4.136	---	PASS
Band2	9262	3	4.1348	4.135	---	PASS
Band2	9262	4	4.1290	4.129	---	PASS
Band2	9400	1	4.1408	4.141	---	PASS
Band2	9400	2	4.1308	4.131	---	PASS
Band2	9400	3	4.1315	4.132	---	PASS
Band2	9400	4	4.1375	4.138	---	PASS
Band2	9538	1	4.1451	4.145	---	PASS
Band2	9538	2	4.1403	4.140	---	PASS
Band2	9538	3	4.1507	4.151	---	PASS
Band2	9538	4	4.1464	4.146	---	PASS

Band	Channel	SubTest	Occupied Bandwidth (kHz)	26dB Bandwidth (kHz)	Limit(kHz)	Verdict
Band2	9262	1	4.1612	4.161	---	PASS
Band2	9262	2	4.1497	4.150	---	PASS
Band2	9262	3	4.1618	4.162	---	PASS
Band2	9262	4	4.1514	4.151	---	PASS
Band2	9262	5	4.1403	4.140	---	PASS
Band2	9400	1	4.1663	4.166	---	PASS
Band2	9400	2	4.1666	4.167	---	PASS
Band2	9400	3	4.1666	4.167	---	PASS
Band2	9400	4	4.1665	4.166	---	PASS
Band2	9400	5	4.1549	4.155	---	PASS
Band2	9538	1	4.1633	4.163	---	PASS
Band2	9538	2	4.1661	4.166	---	PASS
Band2	9538	3	4.1631	4.163	---	PASS
Band2	9538	4	4.1666	4.167	---	PASS
Band2	9538	5	4.1582	4.158	---	PASS

Test Graphs

Band2-9262

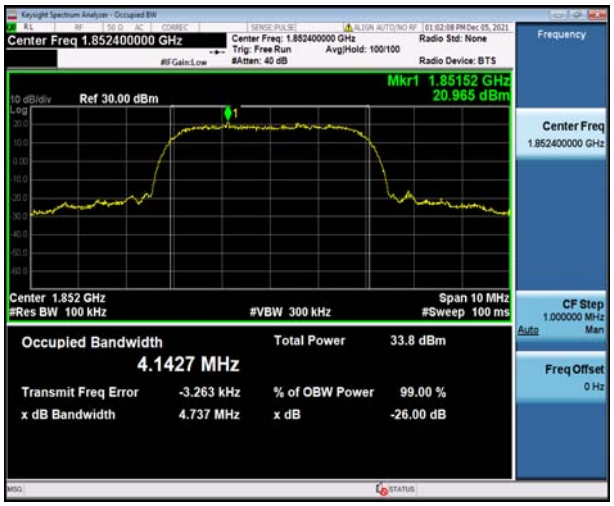

Band2-9400

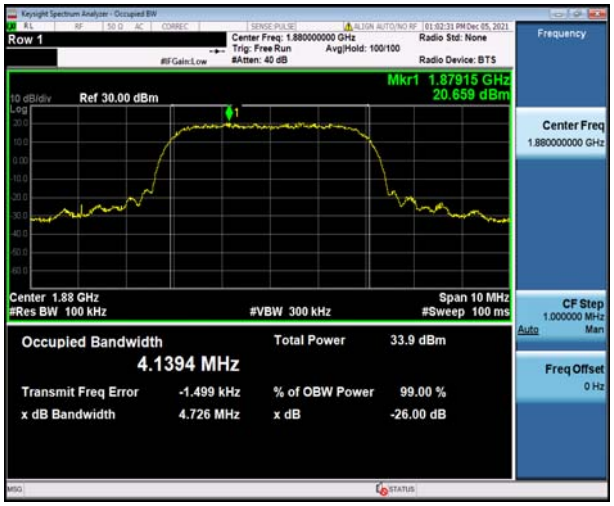

Band2-9538

Band2-9262-1

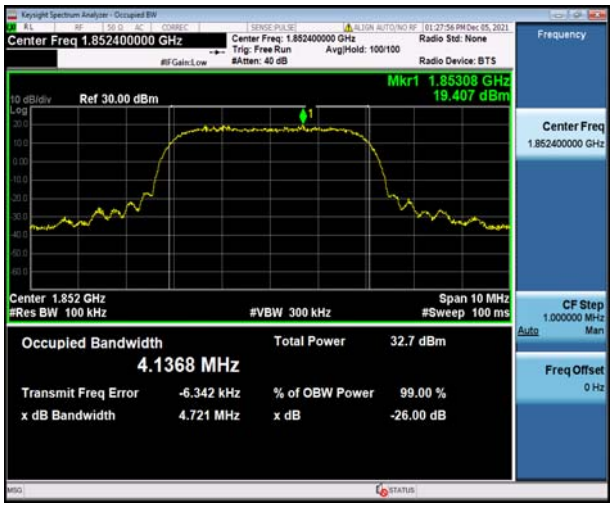

Band2-9262-2

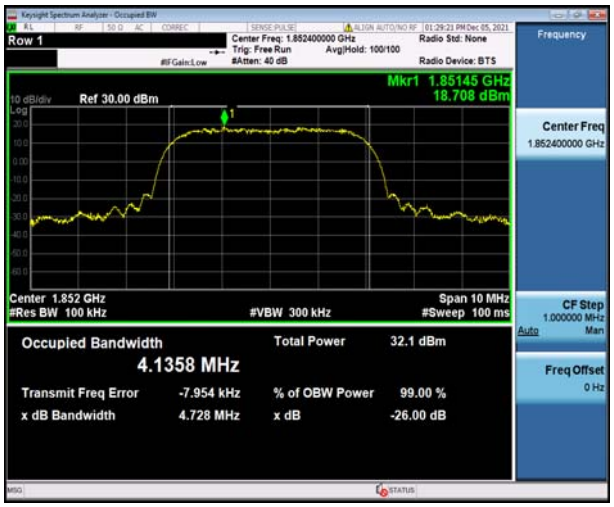

Band2-9262-3

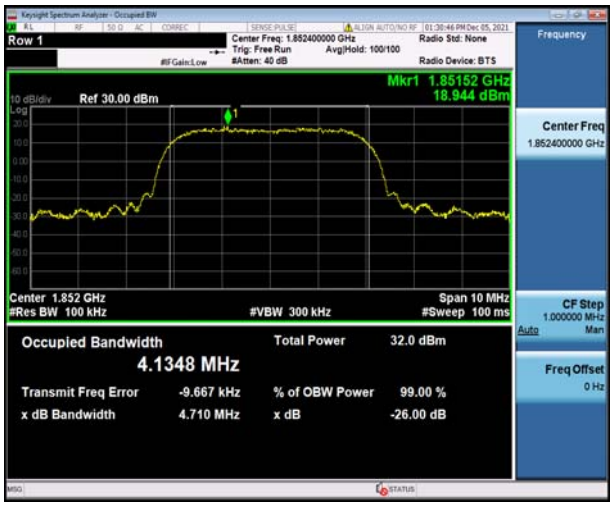

Band2-9262-4

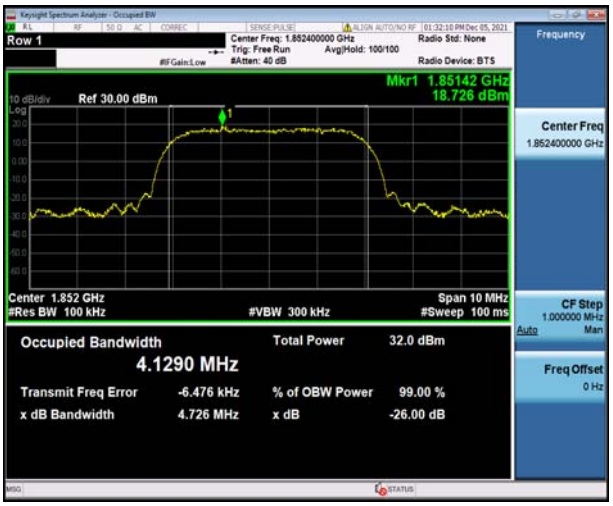

Band2-9400-1

Band2-9400-2

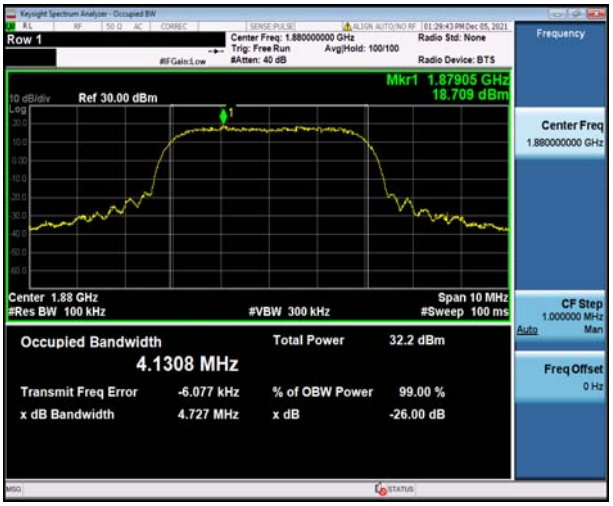

Band2-9400-3

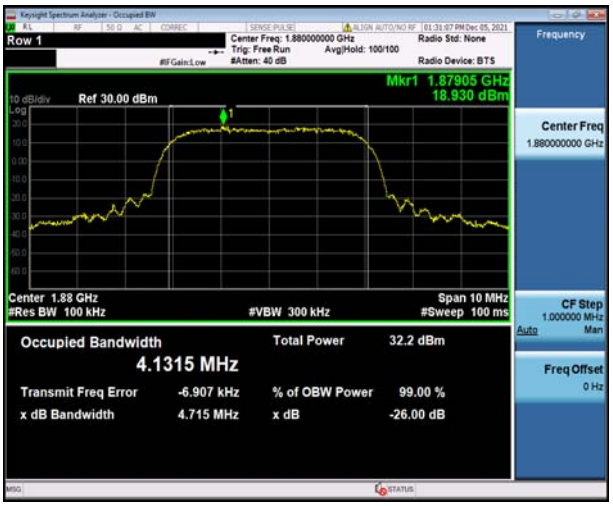

Band2-9400-4

Band2-9538-1

Band2-9538-2

Band2-9538-3

Band2-9538-4

Band2-9262-1

Band2-9262-2

Band2-9262-3

Band2-9262-4

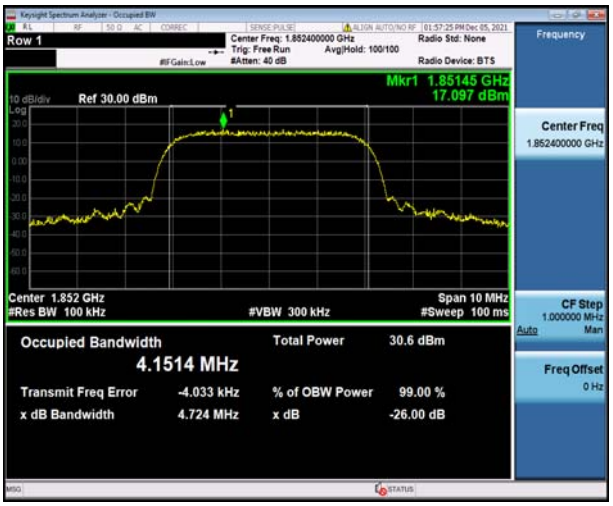

Band2-9262-5

Band2-9400-1

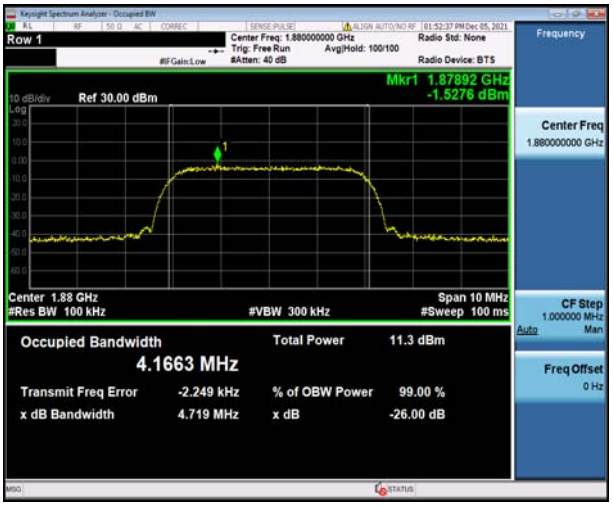

Band2-9400-2

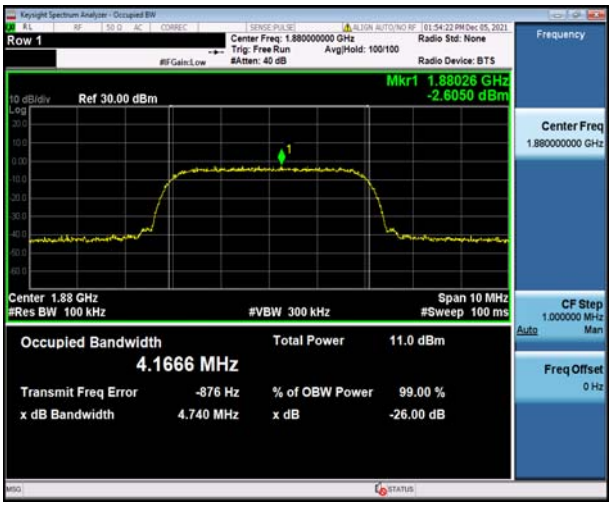

Band2-9400-3

Band2-9400-4

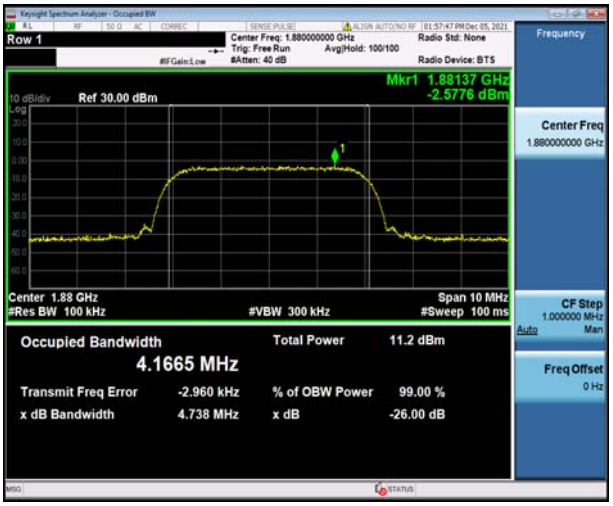

Band2-9400-5

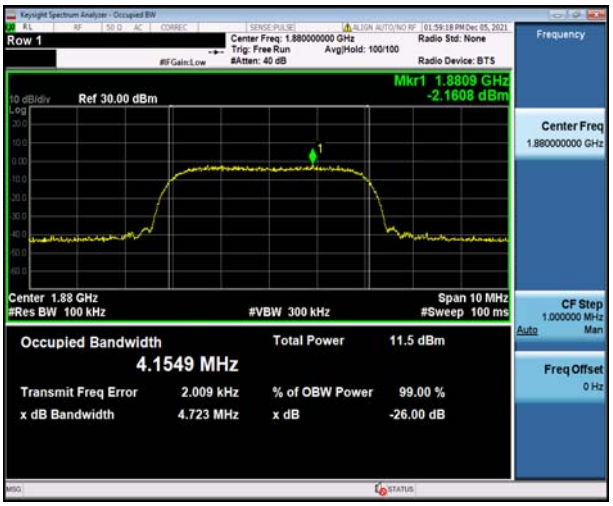

Band2-9538-1

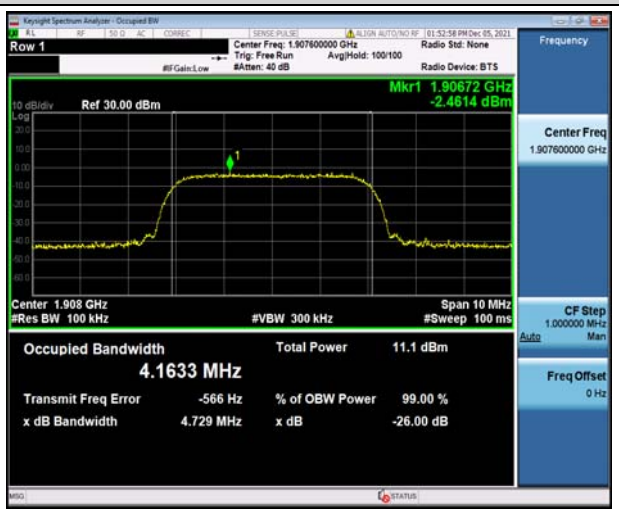

Band2-9538-2

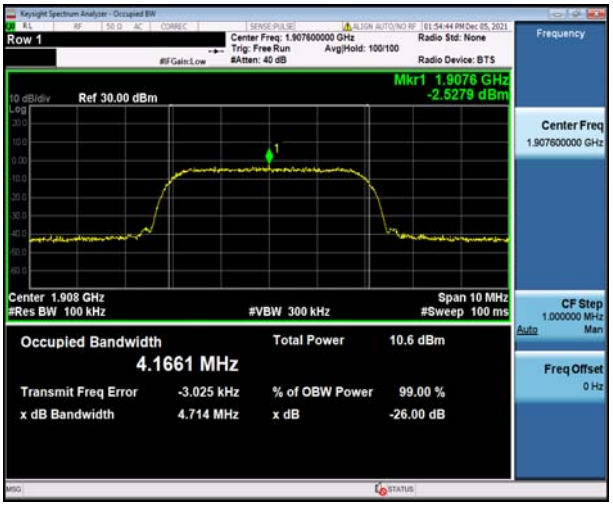

Band2-9538-3

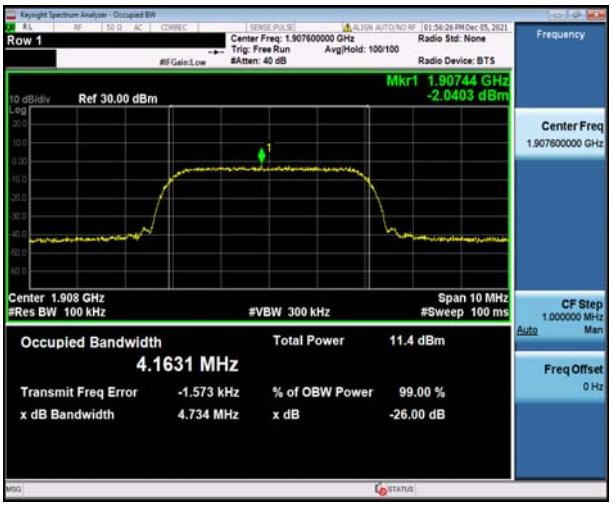

Band2-9538-4

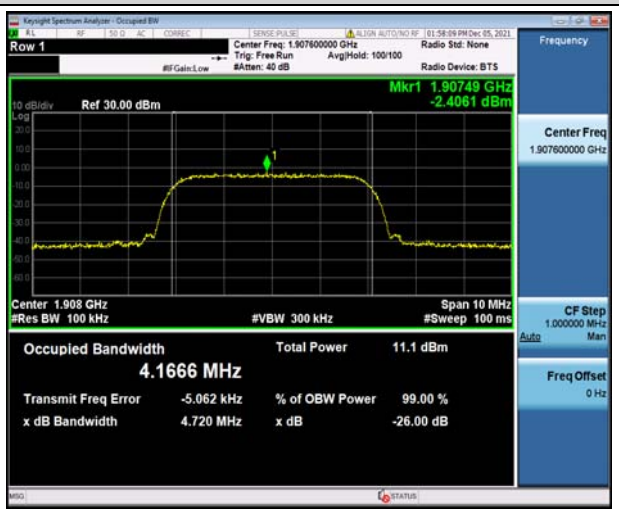

Band2-9538-5

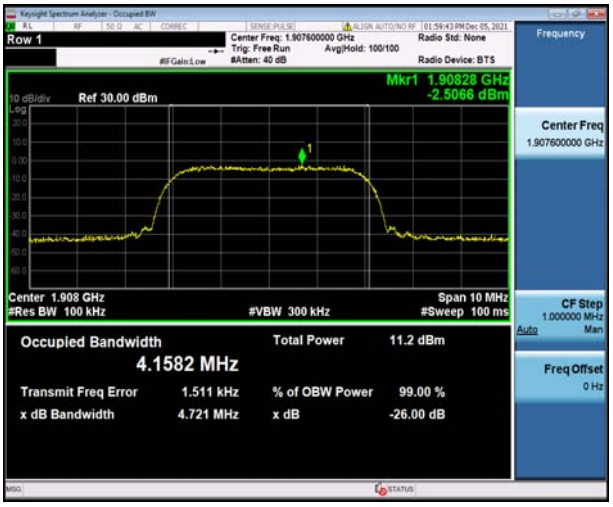

Appendix D :Band Edge

Test Result

Band	Channel	Frequency (MHz)	Result (dBm)	Limit(dBm)	Verdict
Band2	9262	1850.00	-18.08	-13	PASS
Band2	9538	1910.00	-19.13	-13	PASS

Band	Channel	SubTest	Frequency (MHz)	Result (dBm)	Limit(dBm)	Verdict
Band2	9262	1	1850.00	-20.26	-13	PASS
Band2	9262	2	1850.00	-20.44	-13	PASS
Band2	9262	3	1850.00	-20.49	-13	PASS
Band2	9262	4	1850.00	-20.41	-13	PASS
Band2	9538	1	1910.00	-20.95	-13	PASS
Band2	9538	2	1910.00	-20.69	-13	PASS
Band2	9538	3	1910.00	-20.42	-13	PASS
Band2	9538	4	1910.00	-20.32	-13	PASS

Band	Channel	SubTest	Frequency (MHz)	Result (dBm)	Limit(dBm)	Verdict
Band2	9262	1	1850.00	-19.90	-13	PASS
Band2	9262	2	1850.00	-21.84	-13	PASS
Band2	9262	3	1850.00	-22.12	-13	PASS
Band2	9262	4	1850.00	-22.08	-13	PASS
Band2	9262	5	1850.00	-19.76	-13	PASS
Band2	9538	1	1910.00	-41.81	-13	PASS
Band2	9538	2	1910.00	-41.74	-13	PASS
Band2	9538	3	1910.00	-41.79	-13	PASS
Band2	9538	4	1910.00	-41.82	-13	PASS
Band2	9538	5	1910.00	-41.67	-13	PASS

Test Graphs

Band2-9262

Band2-9538

Band2-9262-1

Band2-9262-2

Band2-9262-3

Band2-9262-4

Band2-9538-1

Band2-9538-2

Band2-9538-3

Keysight Spectrum Analyzer - Swept SA
Row 1
PNO: Wide
IFGain:Low
Trig: Free Run
#Atten: 40 dB
#Avg Type: RMS
Avg|Hold: 100/100
Mkr1 1.910 000 GHz
-20.417 dBm
10 dB/div
Ref 30.00 dBm
Center 1.910000 GHz
#Res BW 100 kHz
#VBW 300 kHz*
Span 2.000 MHz
#Sweep 100.0 ms (601 pts)
Frequency
Auto Tune
Center Freq
1.910000000 GHz
Start Freq
1.909000000 GHz
Stop Freq
1.911000000 GHz
CF Step
200.000 kHz
Auto
Man
Freq Offset
0 Hz
Scale Type
Log
Lin

Band2-9538-4

Keysight Spectrum Analyzer - Swept SA
Row 1
PNO: Wide
IFGain:Low
Trig: Free Run
#Atten: 40 dB
#Avg Type: RMS
Avg|Hold: 100/100
Mkr1 1.910 000 GHz
-20.324 dBm
10 dB/div
Ref 30.00 dBm
Center 1.910000 GHz
#Res BW 100 kHz
#VBW 300 kHz*
Span 2.000 MHz
#Sweep 100.0 ms (601 pts)
Frequency
Auto Tune
Center Freq
1.910000000 GHz
Start Freq
1.909000000 GHz
Stop Freq
1.911000000 GHz
CF Step
200.000 kHz
Auto
Man
Freq Offset
0 Hz
Scale Type
Log
Lin

Band2-9262-1

Band2-9262-2

Band2-9262-3

Band2-9262-4

Band2-9262-5

Band2-9538-1

Band2-9538-2

Band2-9538-3

Band2-9538-4

Band2-9538-5

Keysight Spectrum Analyzer - Swept SA
Row 1
PNO: Wide
IFGain:Low
Trig: Free Run
#Atten: 40 dB
#Avg Type: RMS
Avg|Hold: 100/100
Mkr1 1.910 000 GHz
-41.673 dBm
10 dB/div
Ref 30.00 dBm
Log
Center 1.910000 GHz
#Res BW 100 kHz
#VBW 300 kHz*
Span 2.000 MHz
#Sweep 100.0 ms (601 pts)
Frequency
Auto Tune
Center Freq
1.910000000 GHz
Start Freq
1.909000000 GHz
Stop Freq
1.911000000 GHz
CF Step
200.000 kHz
Auto
Man
Freq Offset
0 Hz
Scale Type
Log
Lin

Appendix E :Conducted SpuriousEmission

Test Result

Band	Channel	Frequency Range (Mhz)	Frequency (dBm)	Result (dBm)	Limit (dBm)	Verdict
Band2	9262	0.009~0.15MHz	0.01	-58.2	-43	PASS
Band2	9262	0.15~30MHz	0.28	-48.52	-23	PASS
Band2	9262	30~1000MHz	801.31	-36.66	-13	PASS
Band2	9262	1000~3000MHz	2768.53	-28.19	-13	PASS
Band2	9262	3000~10000MHz	9741.47	-40.94	-13	PASS
Band2	9262	10000~20000MHz	19758.67	-26.28	-13	PASS
Band2	9400	0.009~0.15MHz	0.01	-56.78	-43	PASS
Band2	9400	0.15~30MHz	0.29	-48.79	-23	PASS
Band2	9400	30~1000MHz	942.51	-37.22	-13	PASS
Band2	9400	1000~3000MHz	2644.07	-27.45	-13	PASS
Band2	9400	3000~10000MHz	7350.5	-40.17	-13	PASS
Band2	9400	10000~20000MHz	19879.33	-26.33	-13	PASS
Band2	9538	0.009~0.15MHz	0.01	-57.89	-43	PASS
Band2	9538	0.15~30MHz	0.31	-50.52	-23	PASS
Band2	9538	30~1000MHz	772.15	-37.18	-13	PASS
Band2	9538	1000~3000MHz	2639.07	-27.48	-13	PASS
Band2	9538	3000~10000MHz	9596.33	-41.05	-13	PASS
Band2	9538	10000~20000MHz	19626.67	-26.47	-13	PASS

Band	Channel	SubTest	Frequency Range (Mhz)	Frequency (dBm)	Result (dBm)	Limit (dBm)	Verdict
@FCC_WCDMA_HSDPA_Spurious_emissions_at_antenna_terminals@							
BandName	Channel	SubTest	TestFrequency	Freq	Result	Limit	Verdict

Band	Channel	SubTest	Frequency Range (Mhz)	Frequency (dBm)	Result (dBm)	Limit (dBm)	Verdict
@FCC_WCDMA_HSUPA_Spurious_emissions_at_antenna_terminals@							
BandName	Channel	SubTest	TestFrequency	Freq	Result	Limit	Verdict

Test Graphs

Band2-9262-0.009~0.15MHz

Band2-9262-0.15~30MHz

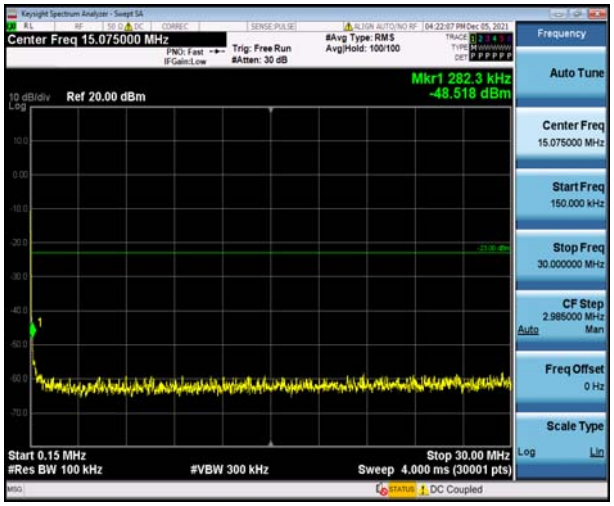

Band2-9262-30~1000MHz

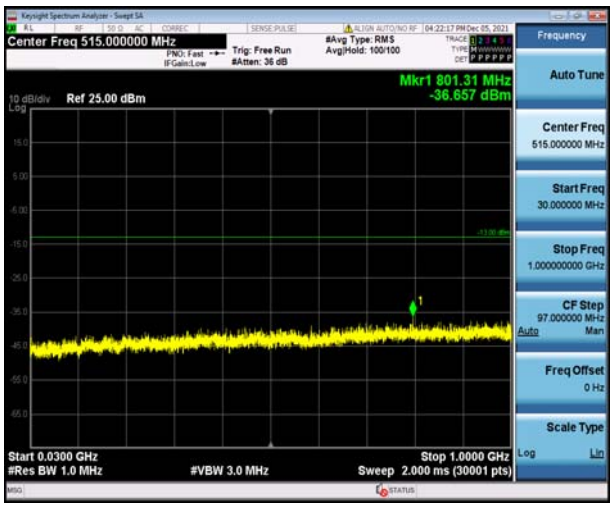

Band2-9262-1000~3000MHz

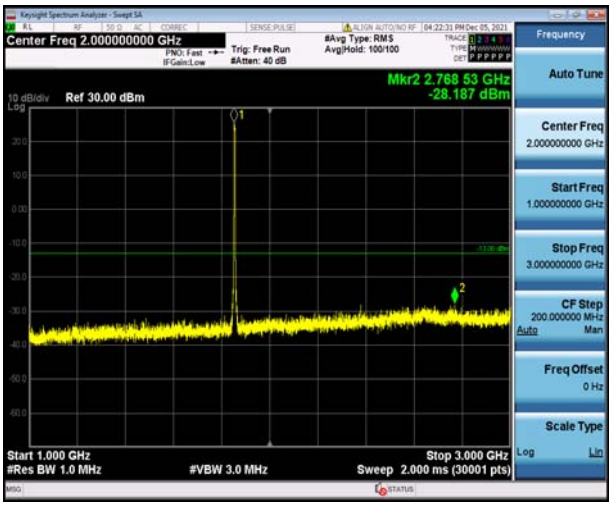

Band2-9262-3000~10000MHz

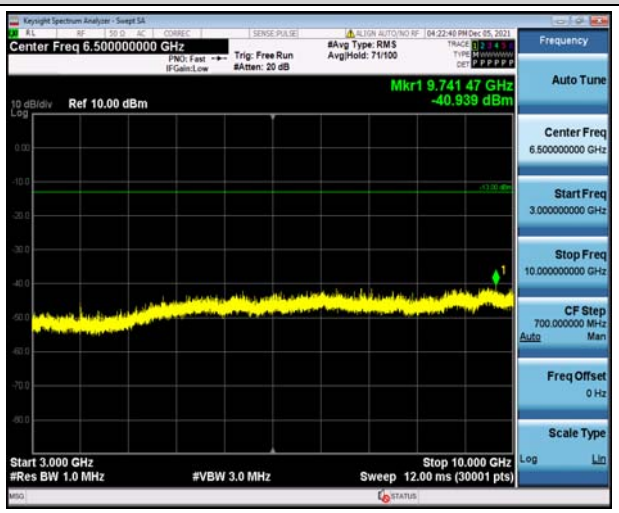

Band2-9262-10000~20000MHz

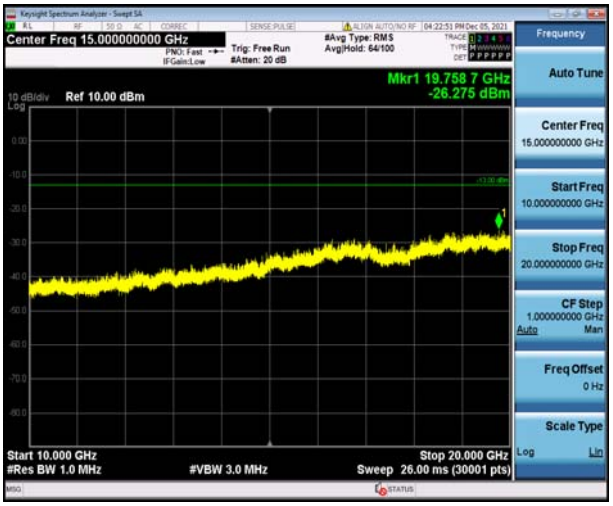

Band2-9400-0.009~0.15MHz

Band2-9400-0.15~30MHz

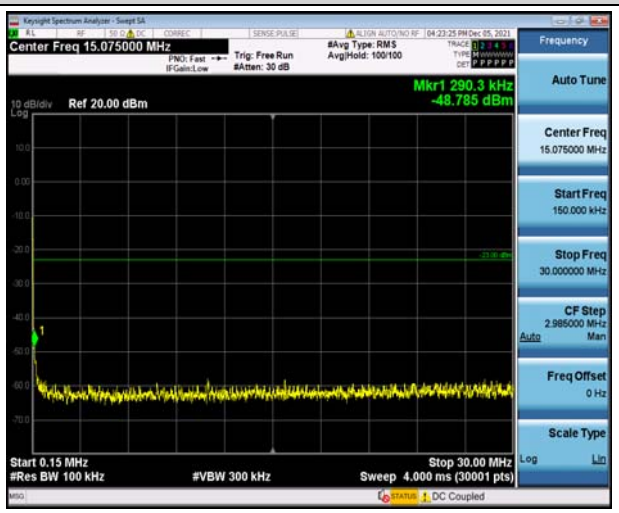

Band2-9400-30~1000MHz

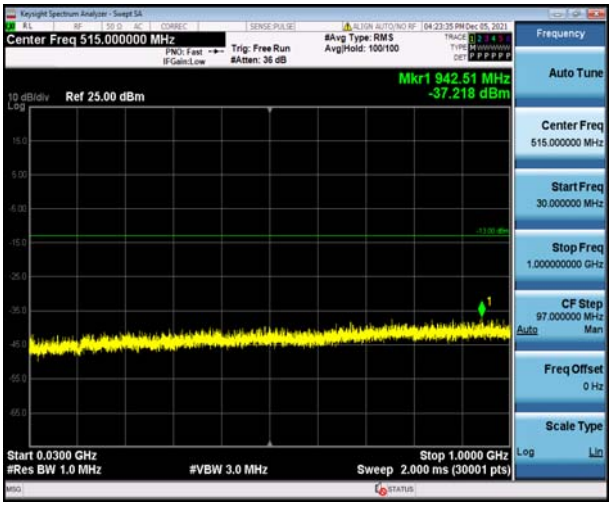

Band2-9400-1000~3000MHz

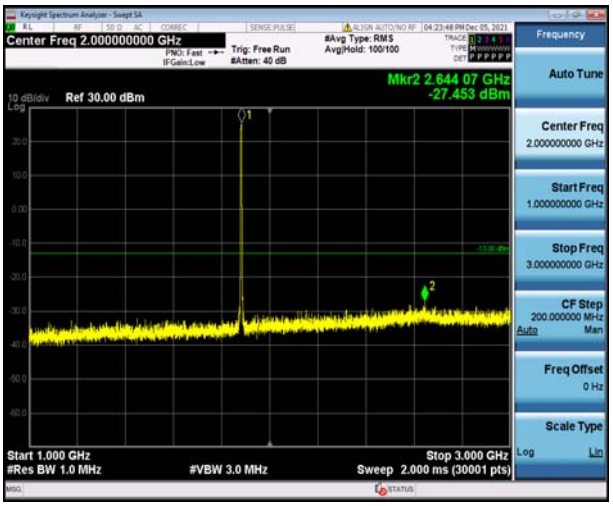

Band2-9400-3000~10000MHz

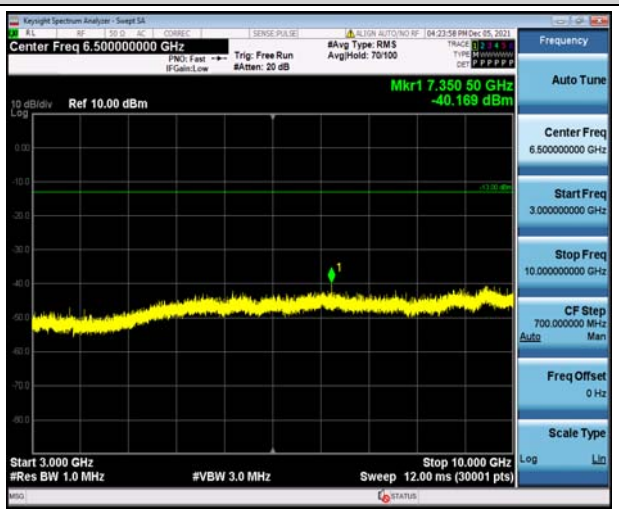

Band2-9400-10000~20000MHz

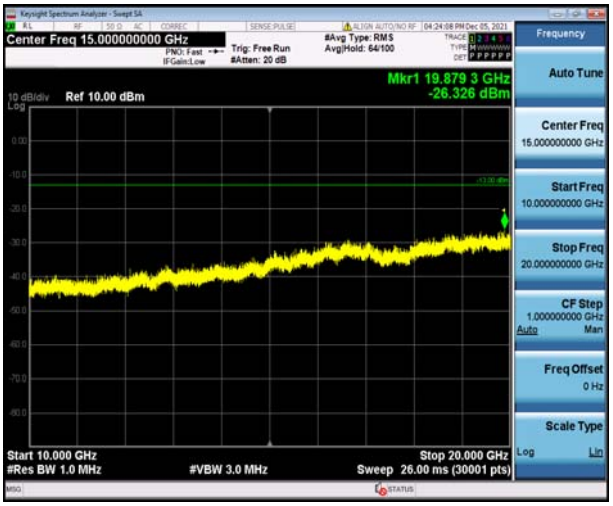

Band2-9538-0.009~0.15MHz

Band2-9538-0.15~30MHz

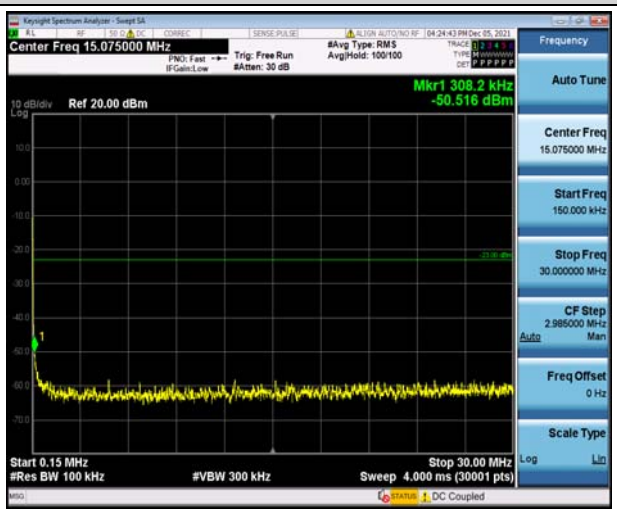

Band2-9538-30~1000MHz

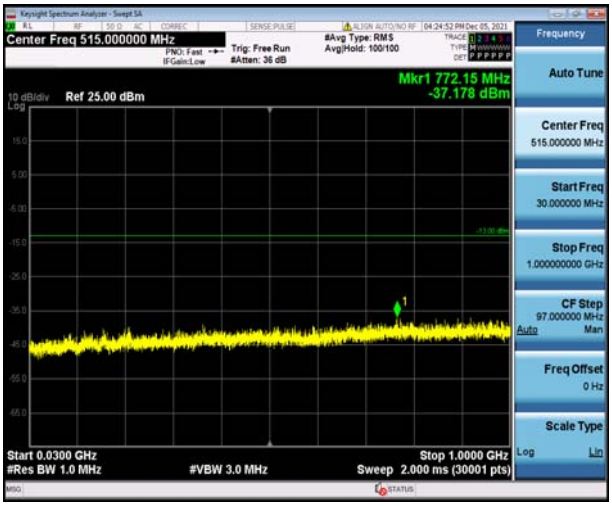

Band2-9538-1000~3000MHz

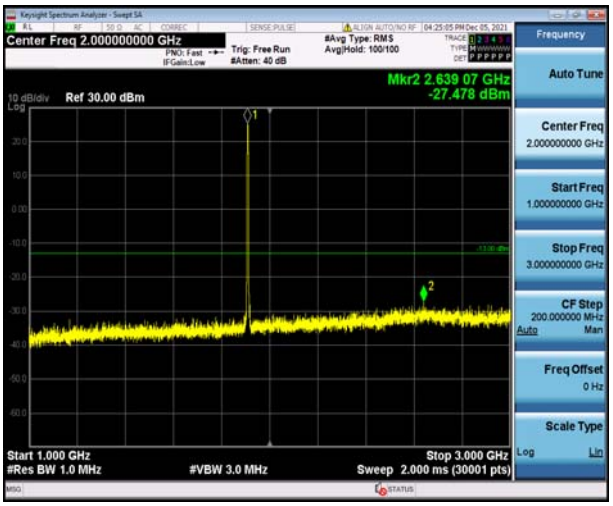

Band2-9538-3000~10000MHz

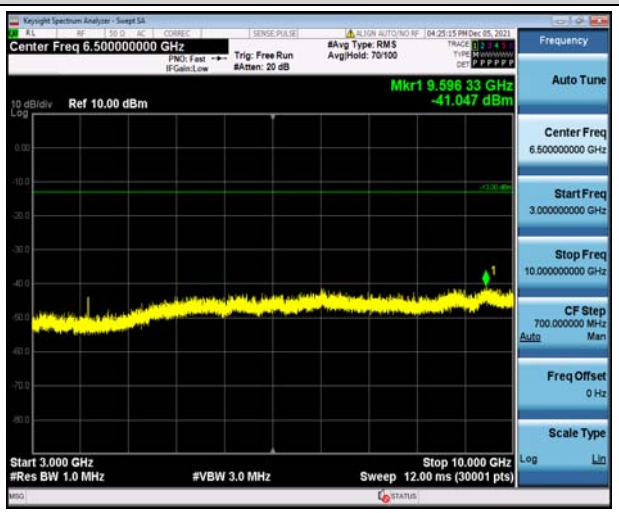

Band2-9538-10000~20000MHz

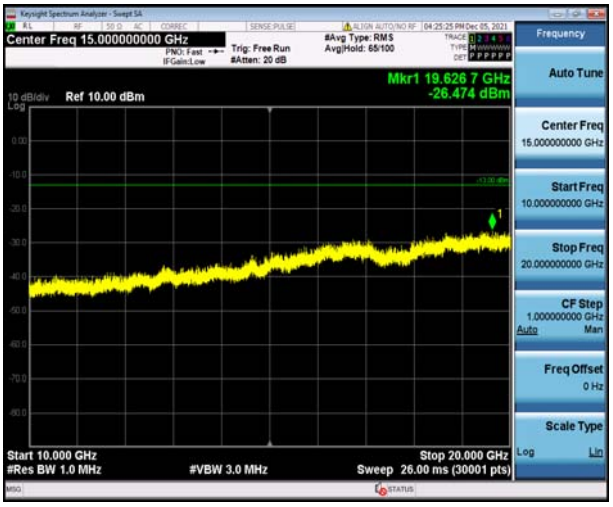

@FCC_WCDMA_HSDPA_Spurious_emissions_at_antenna_terminals_IMG@

@FCC_WCDMA_HSUPA_Spurious_emissions_at_antenna_terminals_IMG@

Appendix F :Frequency Stability

Test Result

Voltage							
Band	Channel	Voltage (Vdc)	Temperature (℃)	Deviation (Hz)	Deviation (ppm)	Limit (ppm)	Verdict
Band2	9262	VL	NT	-1.54	-0.000831	±2.5	PASS
Band2	9262	VN	NT	-1.49	-0.000804	±2.5	PASS
Band2	9262	VH	NT	-1.37	-0.000740	±2.5	PASS
Band2	9400	VL	NT	-1.80	-0.000957	±2.5	PASS
Band2	9400	VN	NT	-2.08	-0.001106	±2.5	PASS
Band2	9400	VH	NT	-1.85	-0.000984	±2.5	PASS
Band2	9538	VL	NT	-2.30	-0.001206	±2.5	PASS
Band2	9538	VN	NT	-2.19	-0.001148	±2.5	PASS
Band2	9538	VH	NT	-2.03	-0.001064	±2.5	PASS

Temperature							
Band	Channel	Voltage (Vdc)	Temperature (℃)	Deviation (Hz)	Deviation (ppm)	Limit (ppm)	Verdict
Band2	9262	NV	-30	-1.49	-0.000804	±2.5	PASS
Band2	9262	NV	-20	-1.54	-0.000831	±2.5	PASS
Band2	9262	NV	-10	-1.55	-0.000837	±2.5	PASS
Band2	9262	NV	0	-1.63	-0.000880	±2.5	PASS
Band2	9262	NV	10	-1.37	-0.000740	±2.5	PASS
Band2	9262	NV	20	-1.47	-0.000794	±2.5	PASS
Band2	9262	NV	30	-1.57	-0.000848	±2.5	PASS
Band2	9262	NV	40	-1.49	-0.000804	±2.5	PASS
Band2	9262	NV	50	-1.04	-0.000561	±2.5	PASS
Band2	9400	NV	-30	-1.96	-0.001043	±2.5	PASS
Band2	9400	NV	-20	-1.91	-0.001016	±2.5	PASS
Band2	9400	NV	-10	-1.86	-0.000989	±2.5	PASS
Band2	9400	NV	0	-1.87	-0.000995	±2.5	PASS
Band2	9400	NV	10	-2.20	-0.001170	±2.5	PASS
Band2	9400	NV	20	-1.77	-0.000941	±2.5	PASS
Band2	9400	NV	30	-1.77	-0.000941	±2.5	PASS
Band2	9400	NV	40	-1.78	-0.000947	±2.5	PASS
Band2	9400	NV	50	-1.80	-0.000957	±2.5	PASS
Band2	9538	NV	-30	-2.26	-0.001185	±2.5	PASS
Band2	9538	NV	-20	-2.32	-0.001216	±2.5	PASS
Band2	9538	NV	-10	-2.42	-0.001269	±2.5	PASS
Band2	9538	NV	0	-2.27	-0.001190	±2.5	PASS
Band2	9538	NV	10	-2.12	-0.001111	±2.5	PASS
Band2	9538	NV	20	-2.35	-0.001232	±2.5	PASS
Band2	9538	NV	30	-2.20	-0.001153	±2.5	PASS
Band2	9538	NV	40	-2.06	-0.001080	±2.5	PASS
Band2	9538	NV	50	-2.13	-0.001117	±2.5	PASS

Voltage								
Band	Channel	SubTest	Voltage (Vdc)	Temperature (°C)	Deviation (Hz)	Deviation (ppm)	Limit (ppm)	Verdict
@FCC_WCDMA_HSDPA_Frequency_Stability_Voltage@								
BandName	Channel	SubTest	VolValue	TempValue	ValueHz	ValuePpm	Limit	Verdict

Temperature								
Band	Channel	SubTest	Voltage (Vdc)	Temperature (°C)	Deviation (Hz)	Deviation (ppm)	Limit (ppm)	Verdict
@FCC_WCDMA_HSDPA_Frequency_Stability_Temperature@								
BandName	Channel	SubTest	VolValue	TempValue	ValueHz	ValuePpm	Limit	Verdict

Voltage								
Band	Channel	SubTest	Voltage (Vdc)	Temperature (°C)	Deviation (Hz)	Deviation (ppm)	Limit (ppm)	Verdict
@FCC_WCDMA_HSUPA_Frequency_Stability_Voltage@								
BandName	Channel	SubTest	VolValue	TempValue	ValueHz	ValuePpm	Limit	Verdict

Temperature								
Band	Channel	SubTest	Voltage (Vdc)	Temperature (°C)	Deviation (Hz)	Deviation (ppm)	Limit (ppm)	Verdict
@FCC_WCDMA_HSUPA_Frequency_Stability_Temperature@								
BandName	Channel	SubTest	VolValue	TempValue	ValueHz	ValuePpm	Limit	Verdict

********** **End** **********