AppendixA: Effective (Isotropic) Radiated Power Output Data

Test Result(WCDMA)

Band	Type	Channel	Conducted Power (dBm)	ERP/EIRP (dBm)	ERP/EIRP Limit (dBm)	Verdict
Band2	Voice	9262	24.14	24.54	33.01	PASS
Band2	TestMode	9262	24.33	24.73	33.01	PASS
Band2	TestMode	9400	24.75	25.15	33.01	PASS
Band2	Voice	9400	24.64	25.04	33.01	PASS
Band2	TestMode	9538	24.34	24.74	33.01	PASS
Band2	Voice	9538	24.15	24.55	33.01	PASS
Band4	Voice	1312	24.00	24.4	30.00	PASS
Band4	TestMode	1312	24.03	24.43	30.00	PASS
Band4	Voice	1413	22.18	22.58	30.00	PASS
Band4	TestMode	1413	22.23	22.63	30.00	PASS
Band4	TestMode	1513	23.51	23.91	30.00	PASS
Band4	Voice	1513	23.44	23.84	30.00	PASS
Band5	Voice	4132	23.09	21.14	38.45	PASS
Band5	TestMode	4132	23.06	21.11	38.45	PASS
Band5	TestMode	4183	23.63	21.68	38.45	PASS
Band5	Voice	4183	23.67	21.72	38.45	PASS
Band5	Voice	4233	23.14	21.19	38.45	PASS
Band5	TestMode	4233	23.13	21.18	38.45	PASS

Remark: EIRP (dBm) = Conducted power (dBm) + Antenna Gain (dBi). (For Band2,4)
ERP (dBm) = EIRP (dBm) - 2.15 (dB). (For Band5)

AppendixB:Peak-to-Average Ratio

Test Result(WCDMA)

Band	Channel	Peak-to-Average Ratio(dB)	Limit(dB)	Verdict
Band2	9400	3.1	13	PASS
Band4	1413	3.23	13	PASS
Band5	4183	3.14	13	PASS

Remark: All channel had been tested, but only the worst case data displayed in this report.

Test Graphs(WCDMA)

Band2-9400

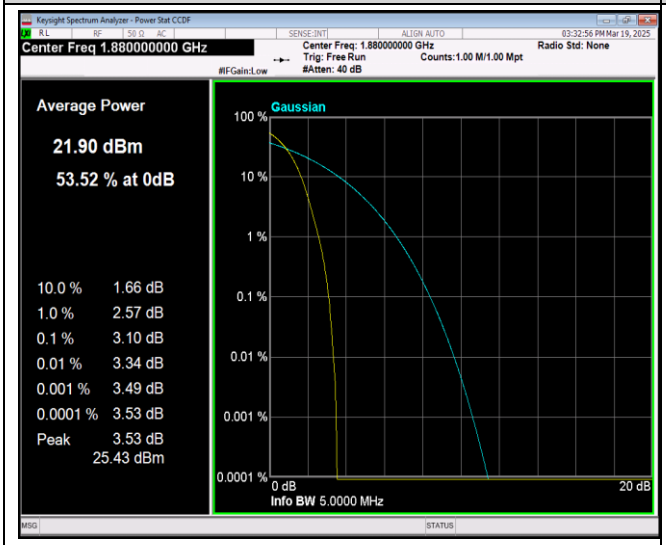

Band4-1413

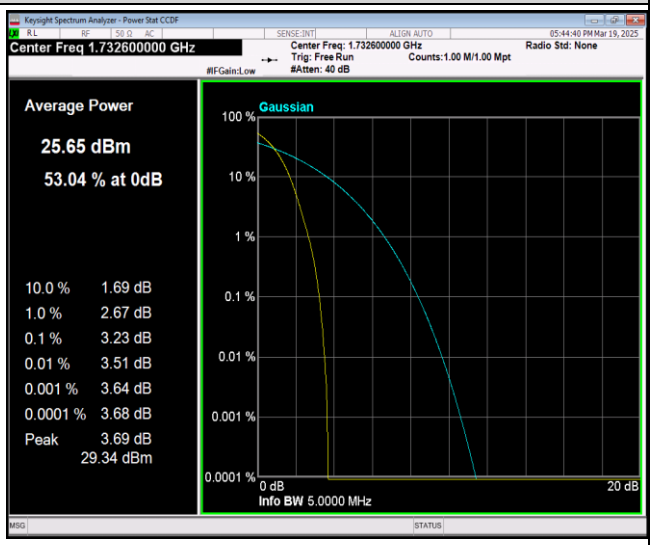

Band5-4183

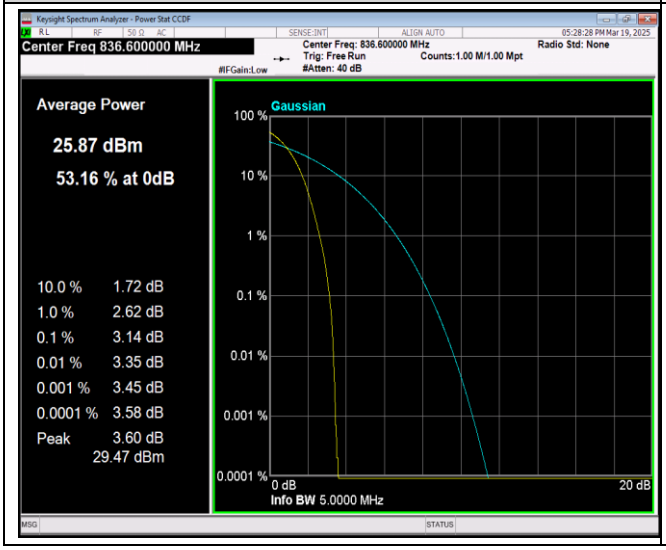

AppendixC:26dB Bandwidth andOccupied Bandwidth

Test Result(WCDMA)

Band	Channel	Occupied Bandwidth (MHz)	26dB Bandwidth (MHz)	Limit(kHz)	Verdict
Band2	9262	4.1549	4.697	---	PASS
Band2	9400	4.1507	4.700	---	PASS
Band2	9538	4.1420	4.680	---	PASS
Band4	1312	4.1540	4.698	---	PASS
Band4	1413	4.1487	4.694	---	PASS
Band4	1513	4.1537	4.695	---	PASS
Band5	4132	4.1524	4.696	---	PASS
Band5	4183	4.1518	4.694	---	PASS
Band5	4233	4.1463	4.687	---	PASS

Test Graphs(WCDMA)

Band2-9262

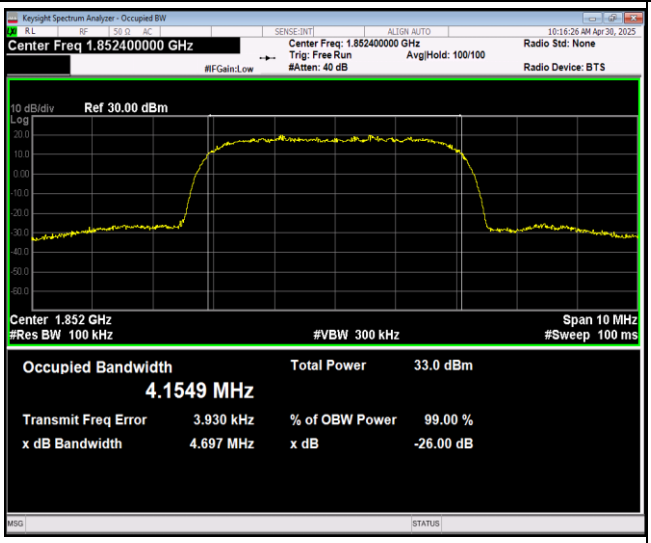

Band2-9400

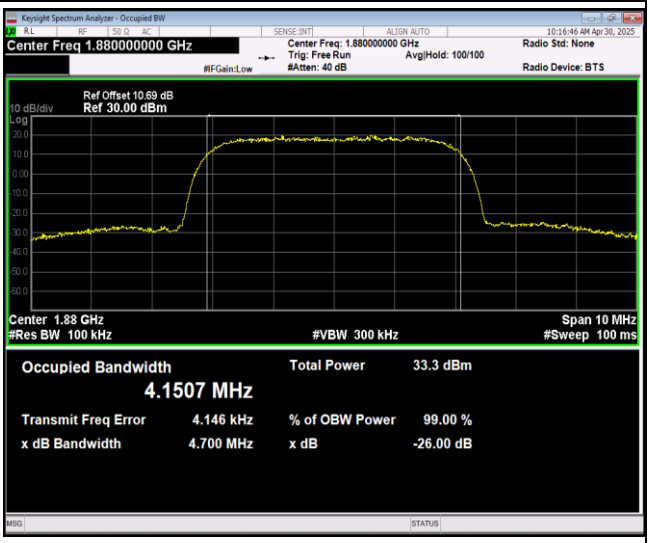

Band2-9538

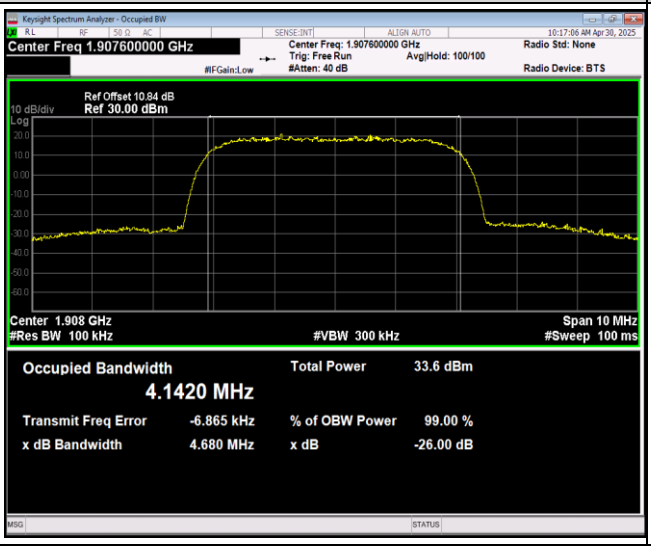

Band4-1312

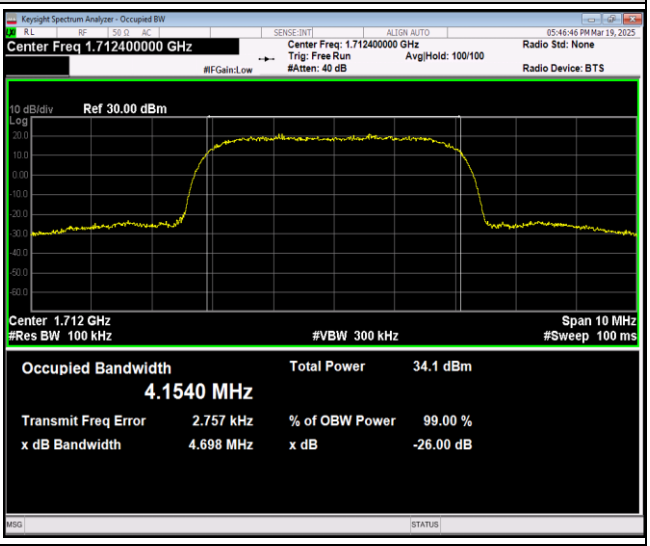

Band4-1413

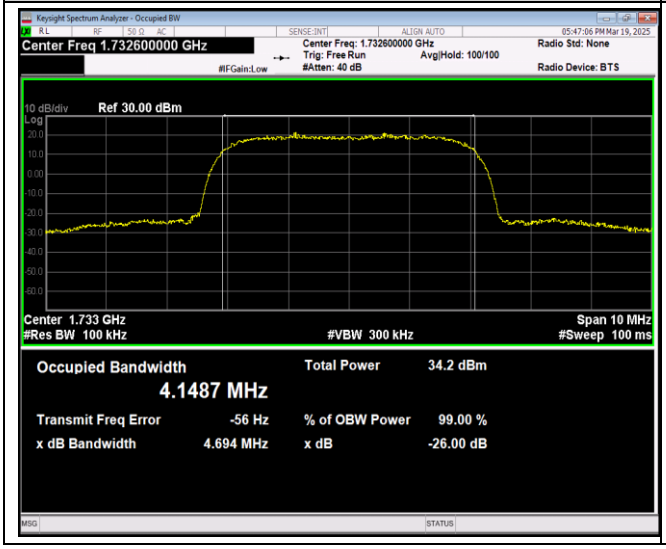

Band4-1513

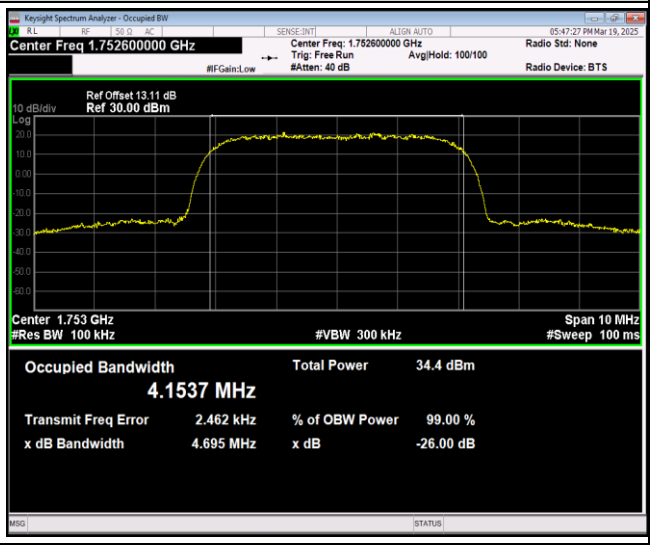

Band5-4132

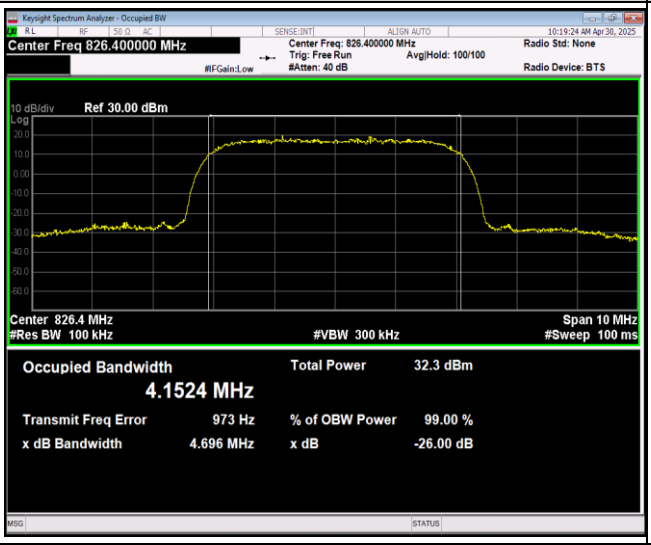

Band5-4183

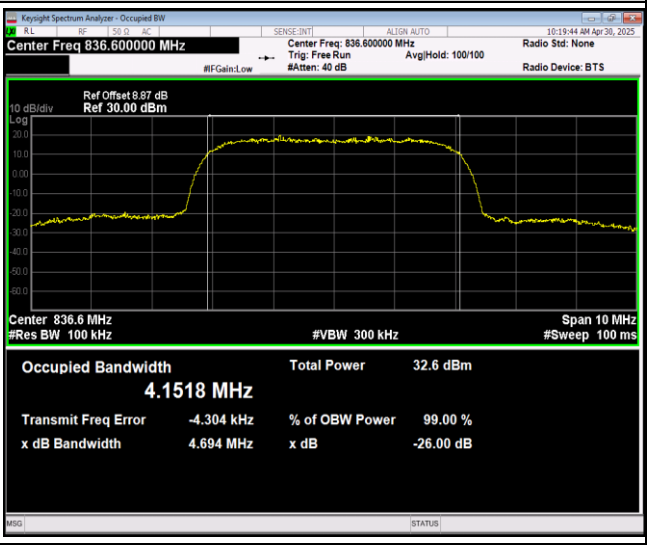

Band5-4233

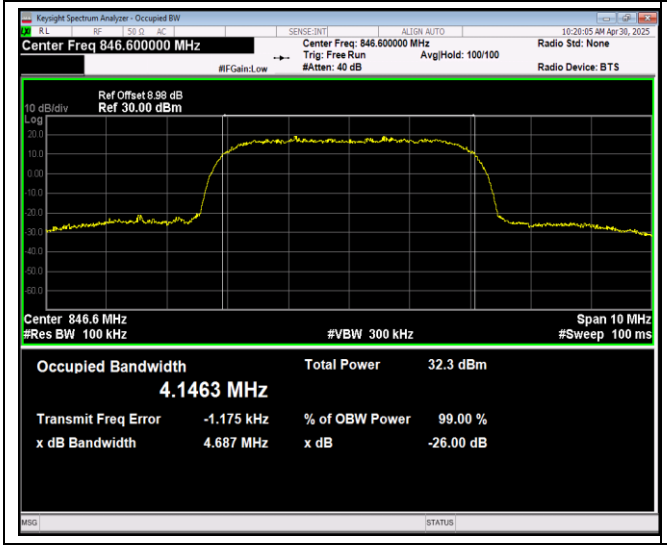

AppendixD:Band Edge

Test Result(WCDMA)

Band	Channel	Frequency (MHz)	Result (dBm)	Limit(dBm)	Verdict
Band2	9262	1850.00	-19.75	-13	PASS
Band2	9538	1910.00	-21.24	-13	PASS
Band4	1312	1710.00	-21.04	-13	PASS
Band4	1513	1755.00	-20.47	-13	PASS
Band5	4132	824.00	-17.99	-13	PASS
Band5	4233	849.00	-18.72	-13	PASS

Test Graphs(WCDMA)

Band2-9262

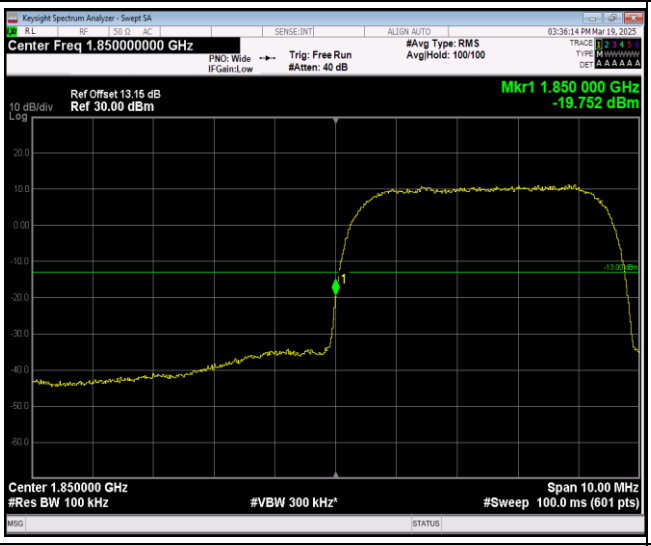

Band2-9538

Band4-1312

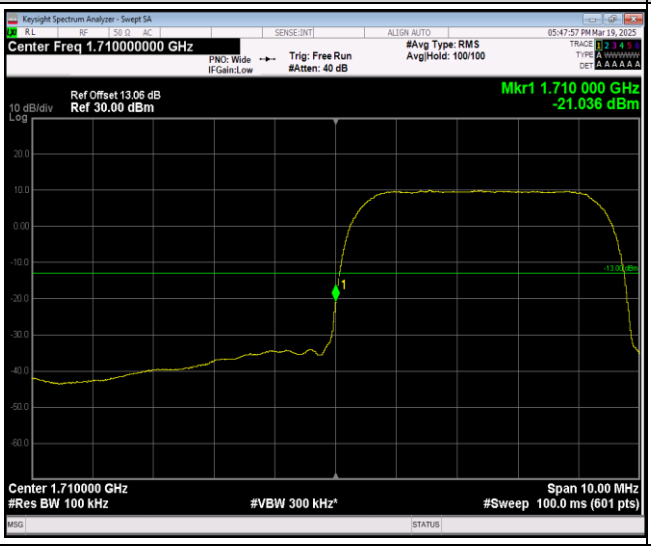

Band4-1513

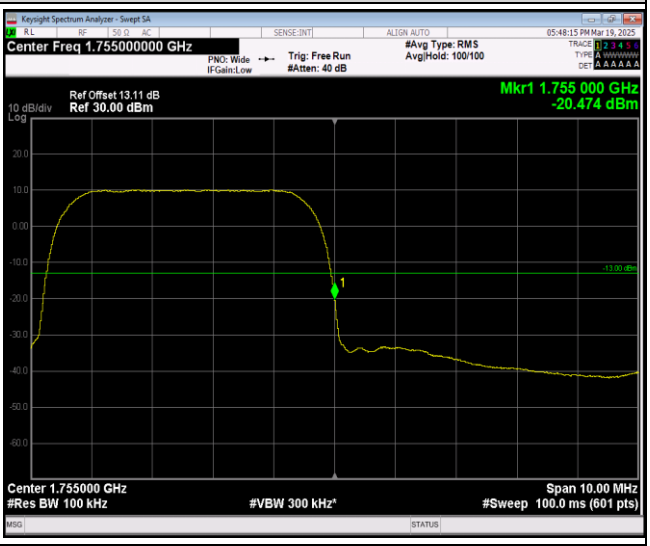

Band5-4132

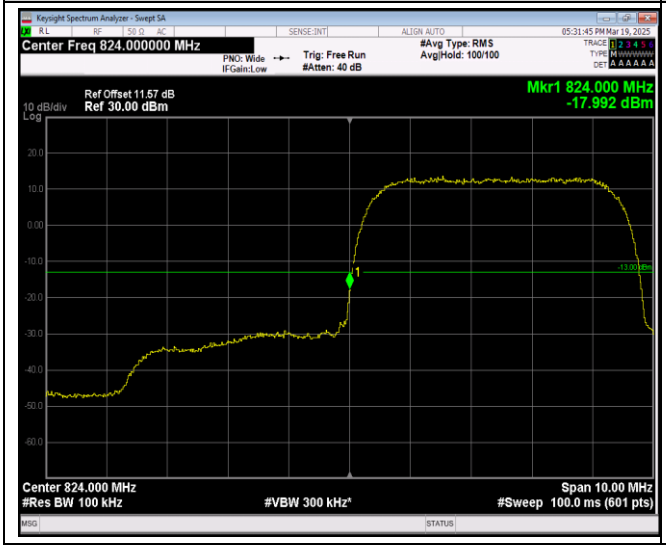

Band5-4233

AppendixE:Conducted SpuriousEmission

Test Result(WCDMA)

Band	Channel	Frequency Range (Mhz)	Frequency (dBm)	Result (dBm)	Limit (dBm)	Verdict
Band2	9262	0.009~0.15MHz	0.01	-54.25	-43	PASS
Band2	9262	0.15~30MHz	0.15	-43.74	-23	PASS
Band2	9262	30~1000MHz	752.71	-43.75	-13	PASS
Band2	9262	1000~20000MHz	19910.7	-27.16	-13	PASS
Band2	9400	0.009~0.15MHz	0.01	-52.06	-43	PASS
Band2	9400	0.15~30MHz	0.15	-43.65	-23	PASS
Band2	9400	30~1000MHz	325.72	-43.48	-13	PASS
Band2	9400	1000~20000MHz	19831.53	-27.68	-13	PASS
Band2	9538	0.009~0.15MHz	0.01	-52.54	-43	PASS
Band2	9538	0.15~30MHz	0.15	-42.57	-23	PASS
Band2	9538	30~1000MHz	383.89	-43.82	-13	PASS
Band2	9538	1000~20000MHz	19945.53	-27.71	-13	PASS
Band4	1312	0.009~0.15MHz	0.01	-53.92	-43	PASS
Band4	1312	0.15~30MHz	0.15	-44.11	-23	PASS
Band4	1312	30~1000MHz	761.77	-42.95	-13	PASS
Band4	1312	1000~20000MHz	19946.8	-27.4	-13	PASS
Band4	1413	0.009~0.15MHz	0.01	-53.35	-43	PASS
Band4	1413	0.15~30MHz	0.15	-43.29	-23	PASS
Band4	1413	30~1000MHz	862.36	-43.1	-13	PASS
Band4	1413	1000~20000MHz	18572.47	-28.23	-13	PASS
Band4	1513	0.009~0.15MHz	0.01	-52.44	-43	PASS
Band4	1513	0.15~30MHz	0.16	-42.68	-23	PASS
Band4	1513	30~1000MHz	870.73	-42.71	-13	PASS
Band4	1513	1000~20000MHz	19949.33	-27.99	-13	PASS
Band5	4132	0.009~0.15MHz	0.01	-52.64	-33	PASS
Band5	4132	0.15~30MHz	0.15	-43.67	-13	PASS
Band5	4132	30~1000MHz	998.77	-51.66	-13	PASS
Band5	4132	1000~10000MHz	5730.7	-34.04	-13	PASS
Band5	4183	0.009~0.15MHz	0.01	-53.26	-33	PASS
Band5	4183	0.15~30MHz	0.16	-44.15	-13	PASS
Band5	4183	30~1000MHz	942.35	-52.74	-13	PASS
Band5	4183	1000~10000MHz	7114.3	-33.71	-13	PASS
Band5	4233	0.009~0.15MHz	0.01	-51.64	-33	PASS
Band5	4233	0.15~30MHz	0.16	-44.32	-13	PASS
Band5	4233	30~1000MHz	413.76	-51.85	-13	PASS
Band5	4233	1000~10000MHz	5960.5	-33.29	-13	PASS

Test Graphs(WCDMA)

Band2-9262-0.009~0.15MHz

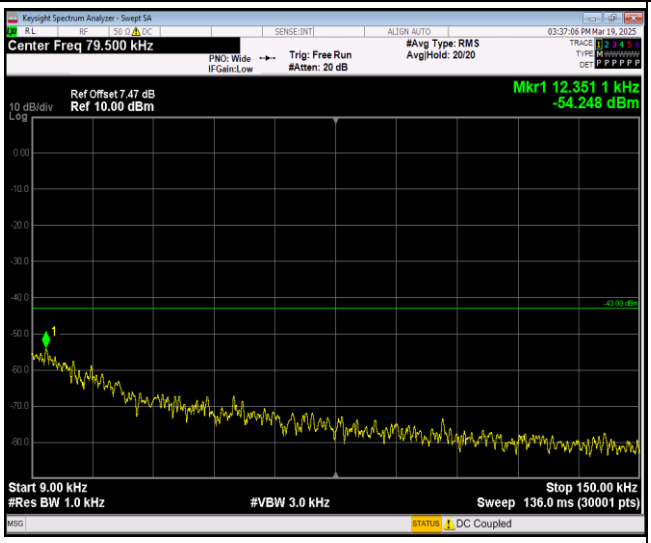

Band2-9262-0.15~30MHz

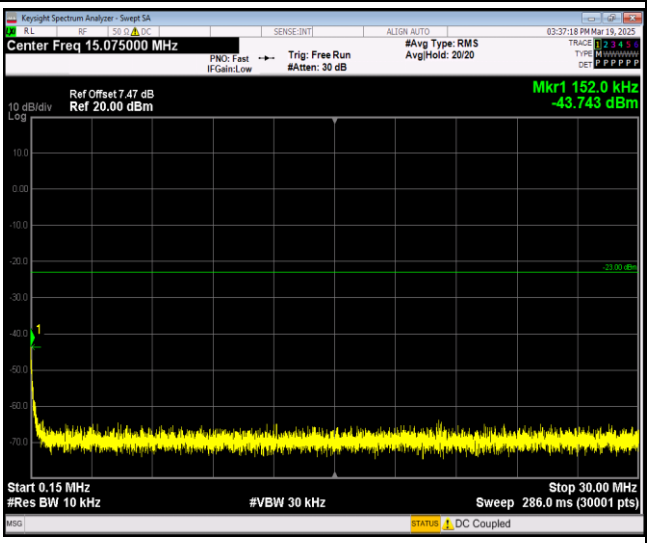

Band2-9262-30~1000MHz

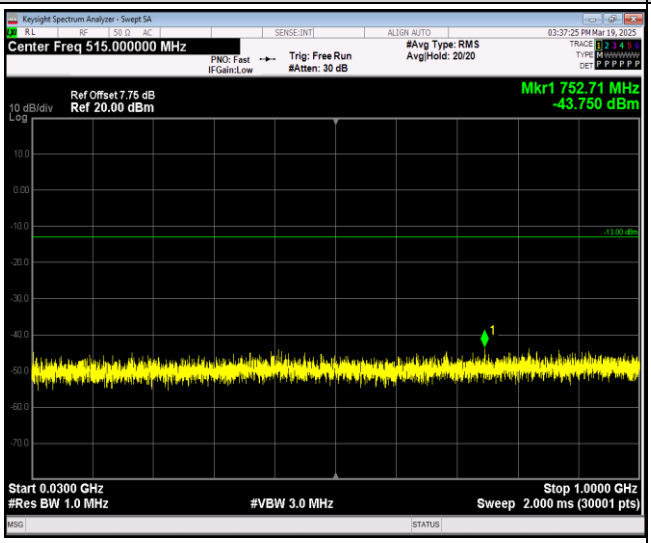

Band2-9262-1000~20000MHz

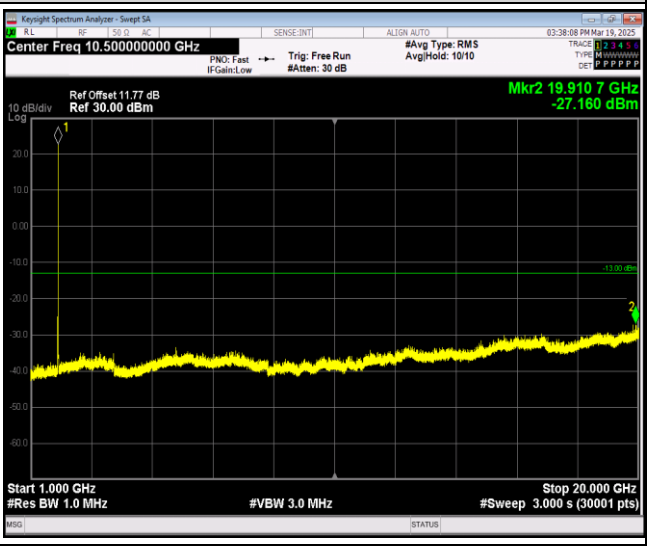

Band2-9400-0.009~0.15MHz

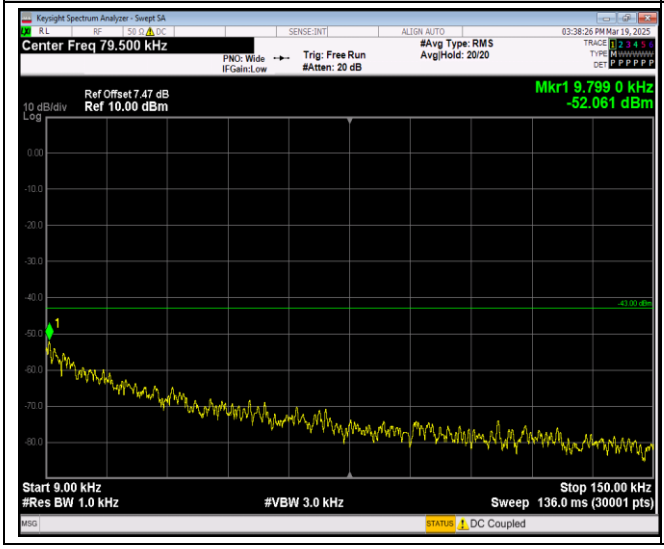

Band2-9400-0.15~30MHz

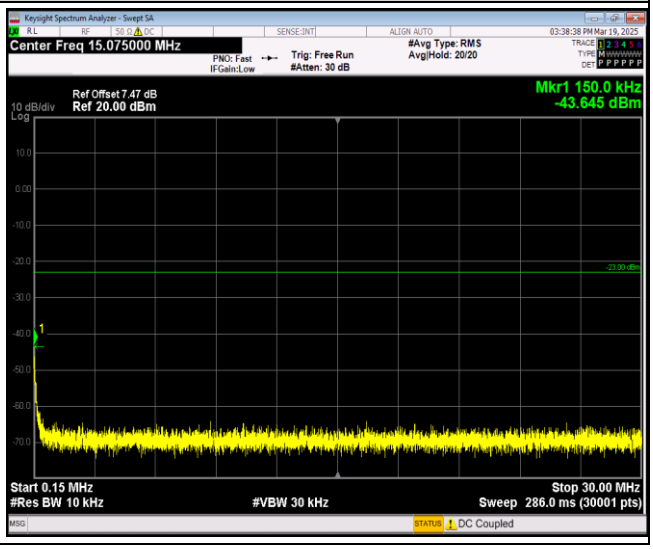

Band2-9400-30~1000MHz

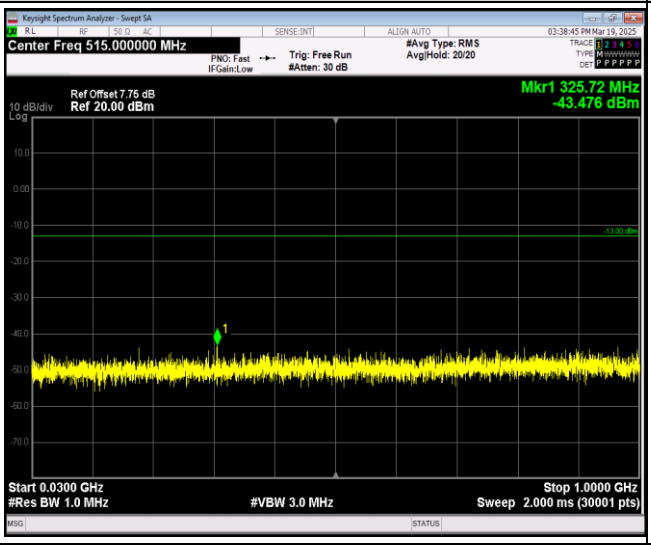

Band2-9400-1000~20000MHz

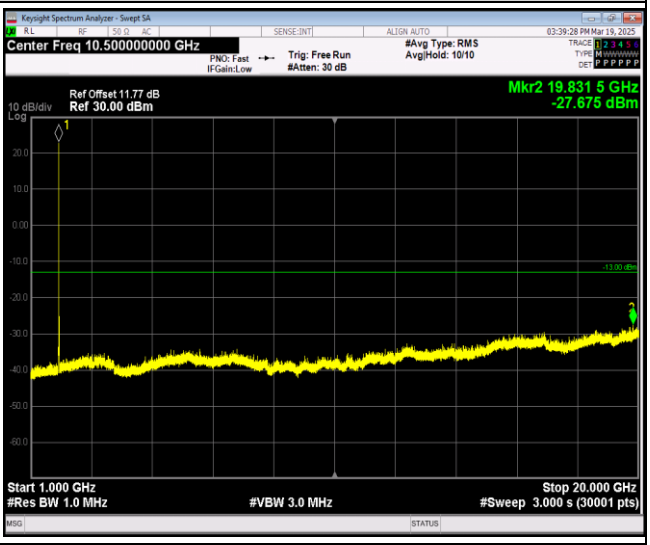

Band2-9538-0.009~0.15MHz

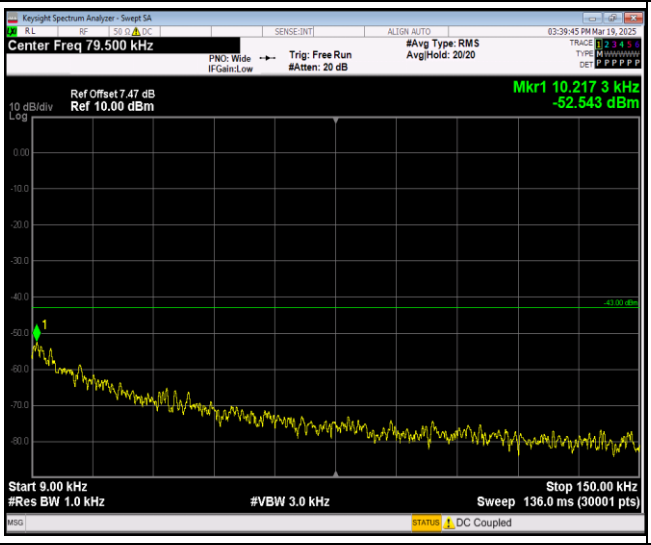

Band2-9538-0.15~30MHz

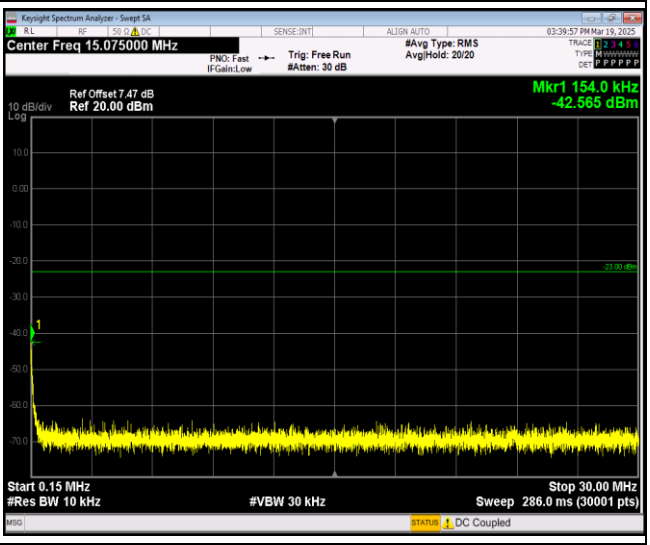

Band2-9538-30~1000MHz

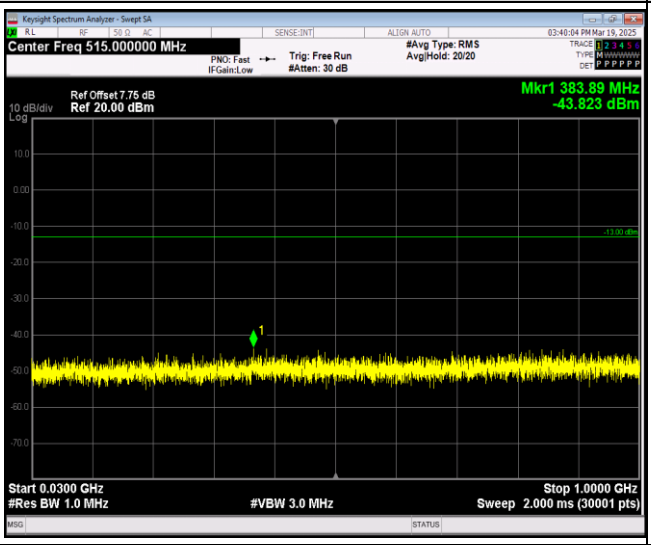

Band2-9538-1000~20000MHz

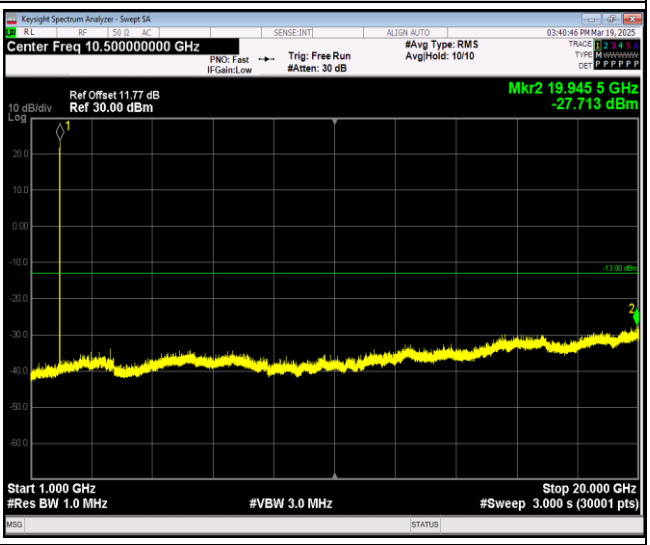

Band4-1312-0.009~0.15MHz

Band4-1312-0.15~30MHz

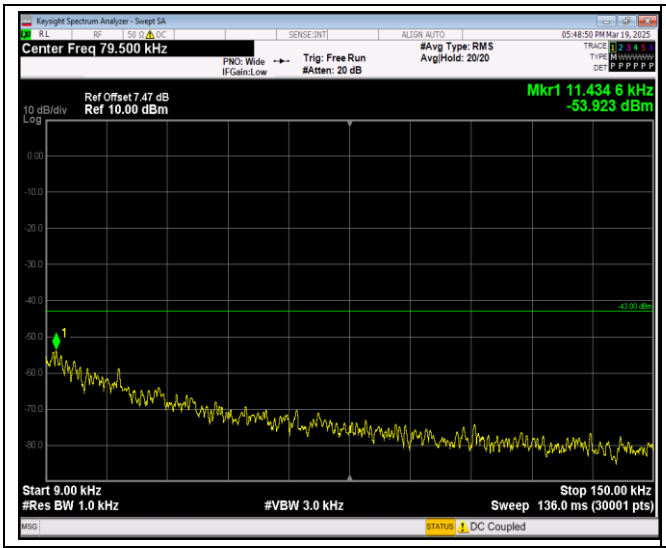

Band4-1312-30~1000MHz

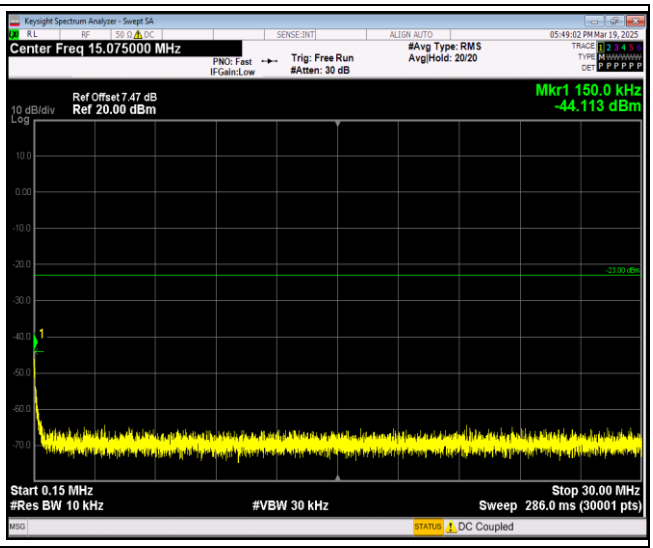

Band4-1312-1000~20000MHz

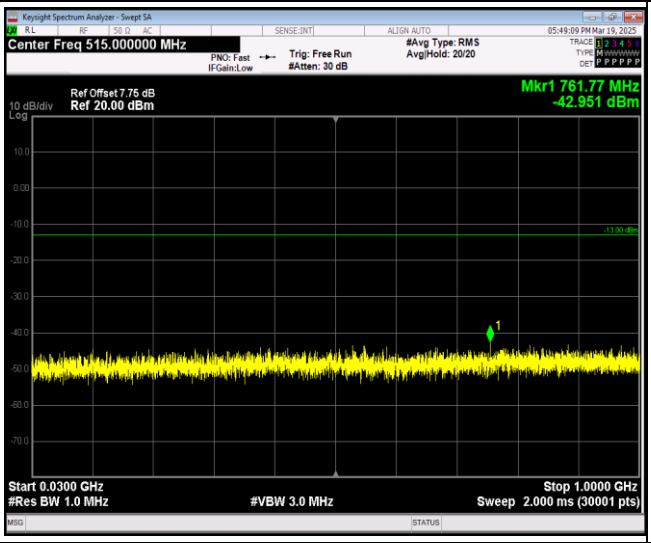

Band4-1413-0.009~0.15MHz

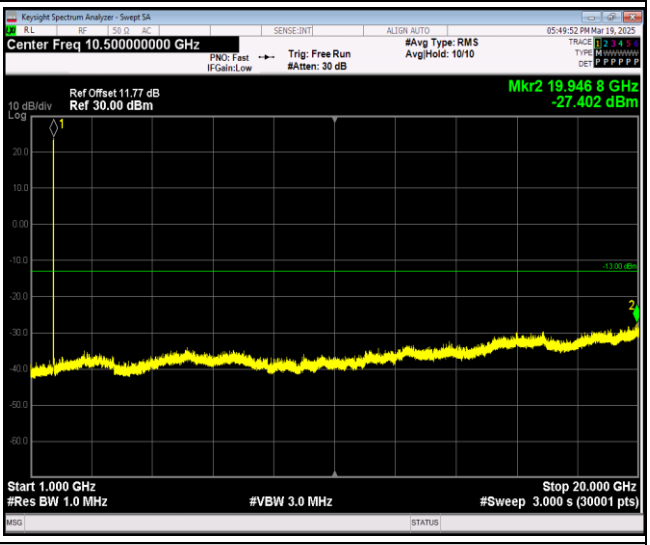

Band4-1413-0.15~30MHz

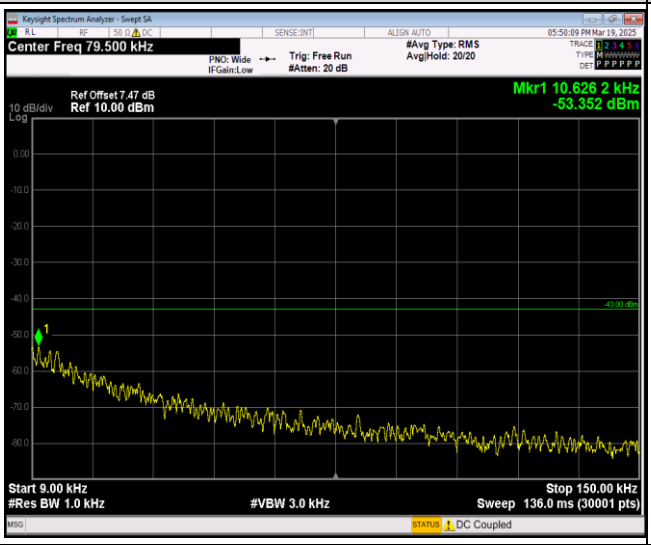

Band4-1413-30~1000MHz

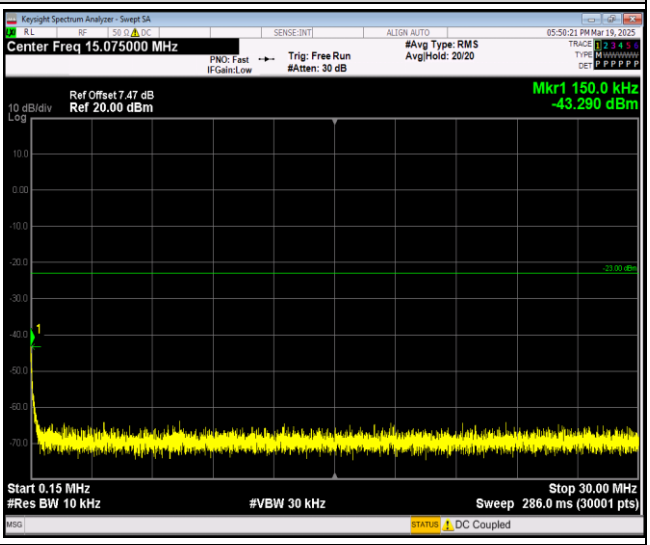

Band4-1413-1000~20000MHz

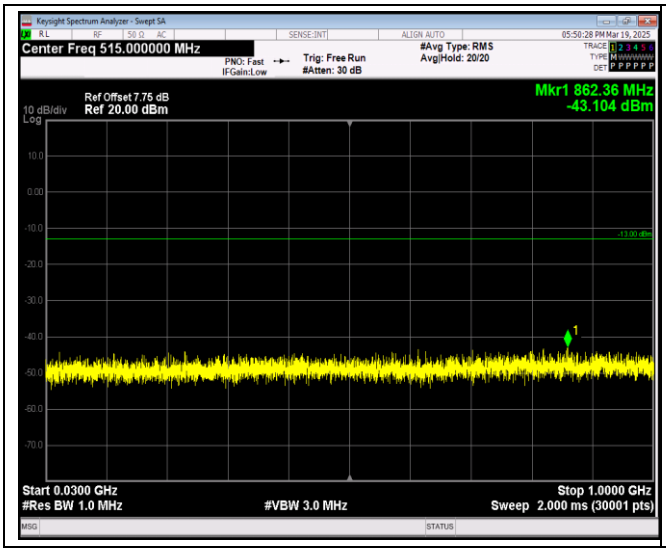

Band4-1513-0.009~0.15MHz

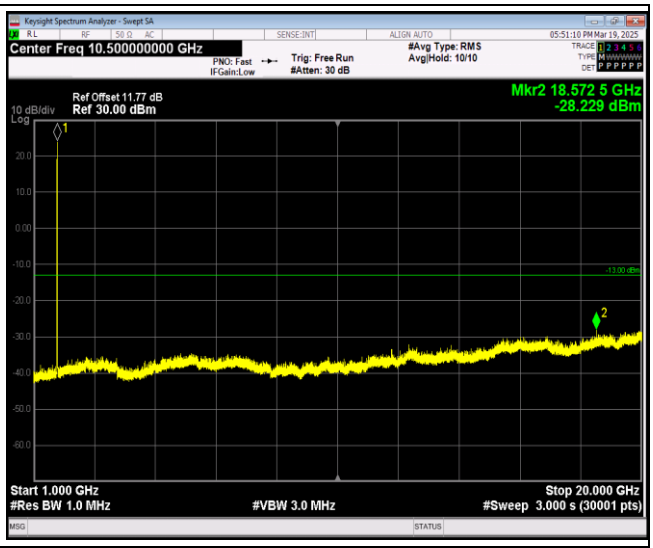

Band4-1513-0.15~30MHz

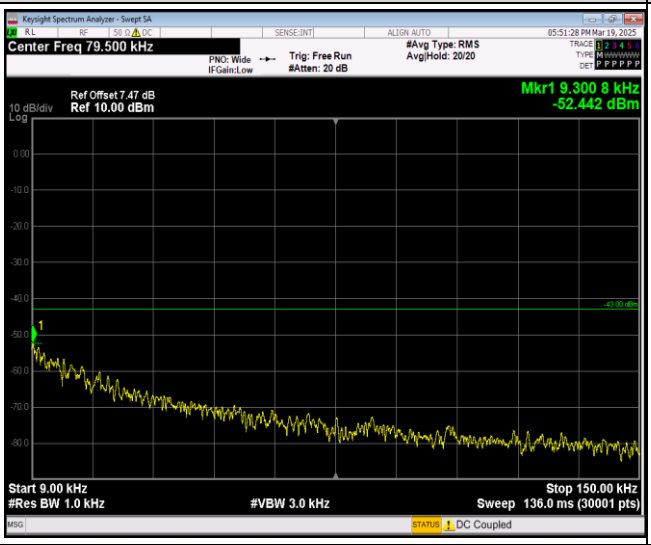

Band4-1513-30~1000MHz

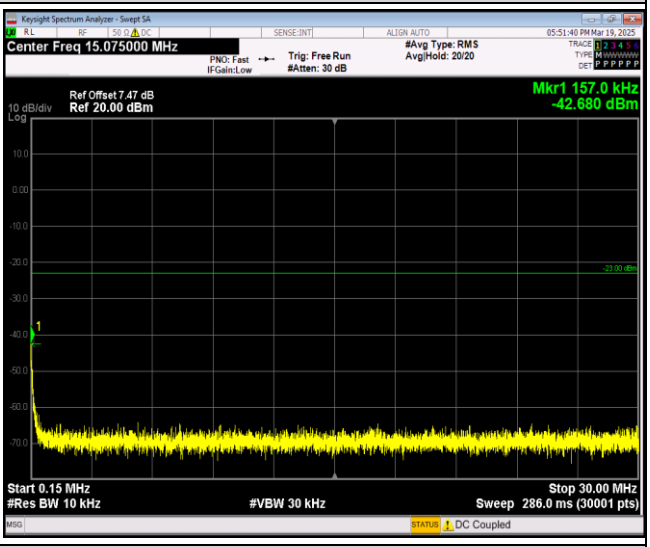

Band4-1513-1000~20000MHz

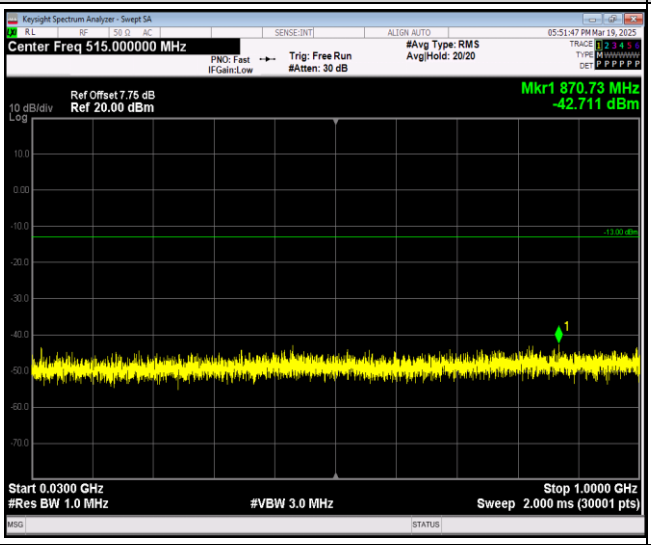

Band5-4132-0.009~0.15MHz

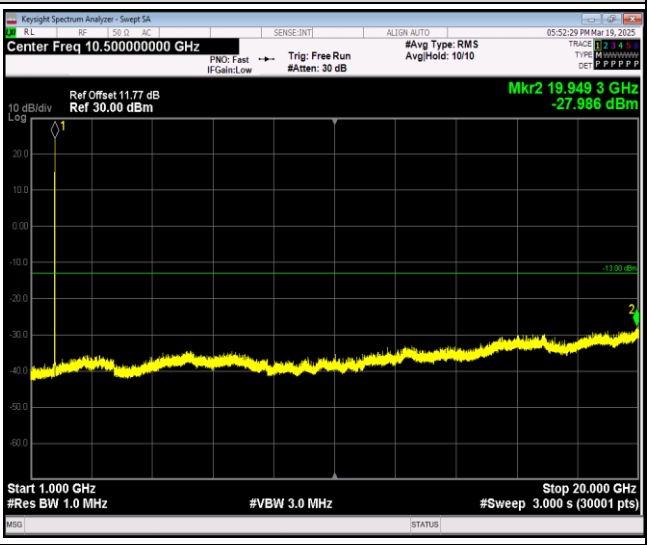

Band5-4132-0.15~30MHz

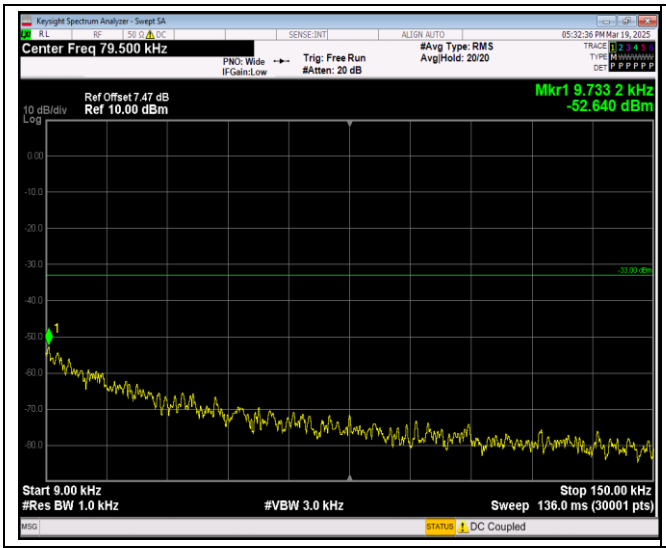

Band5-4132-30~1000MHz

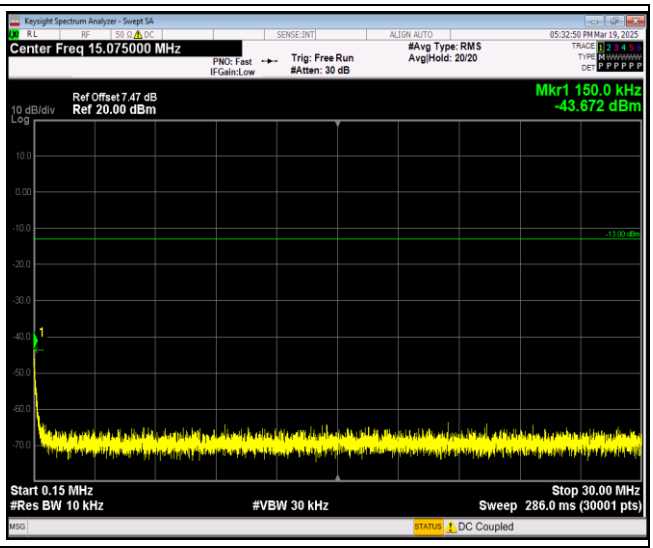

Band5-4132-1000~10000MHz

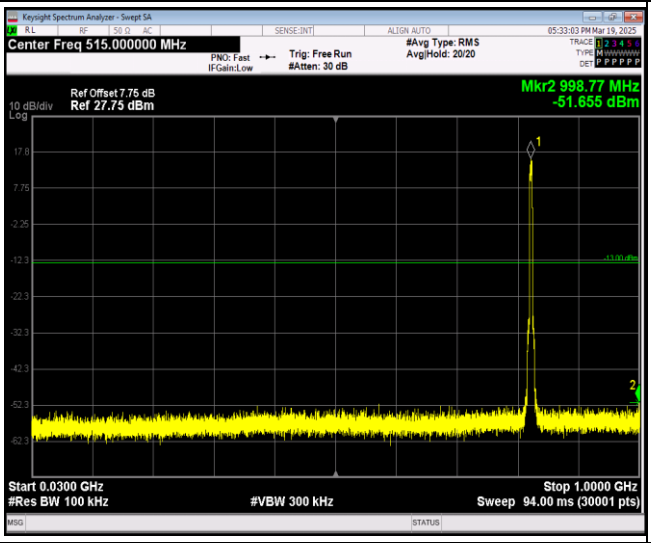

Band5-4183-0.009~0.15MHz

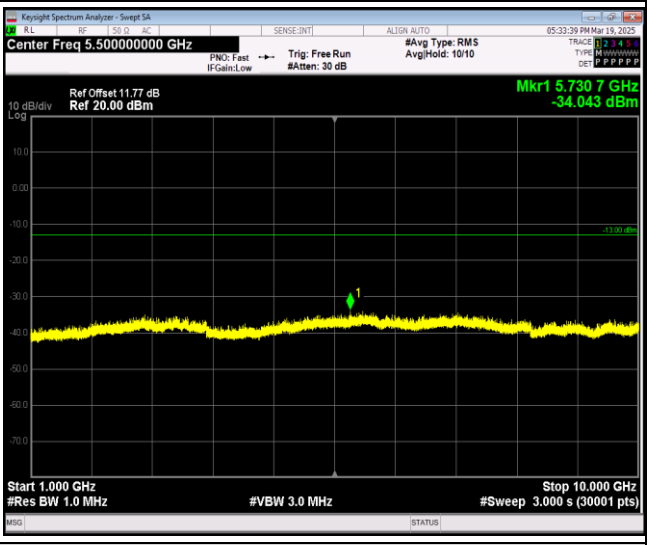

Band5-4183-0.15~30MHz

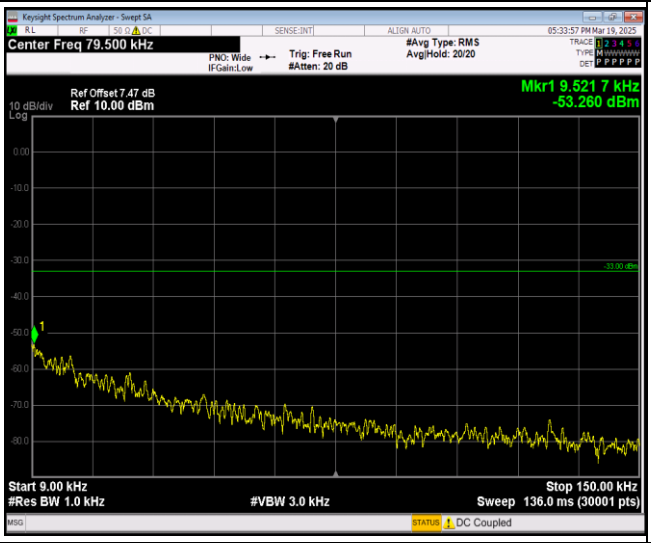

Band5-4183-30~1000MHz

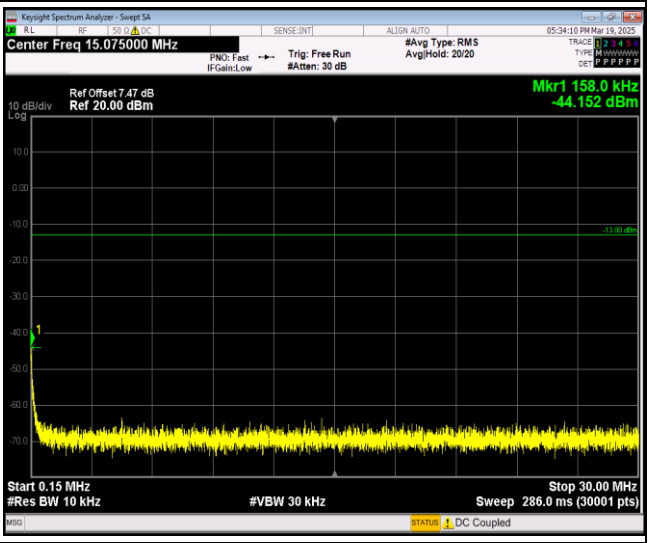

Band5-4183-1000~10000MHz

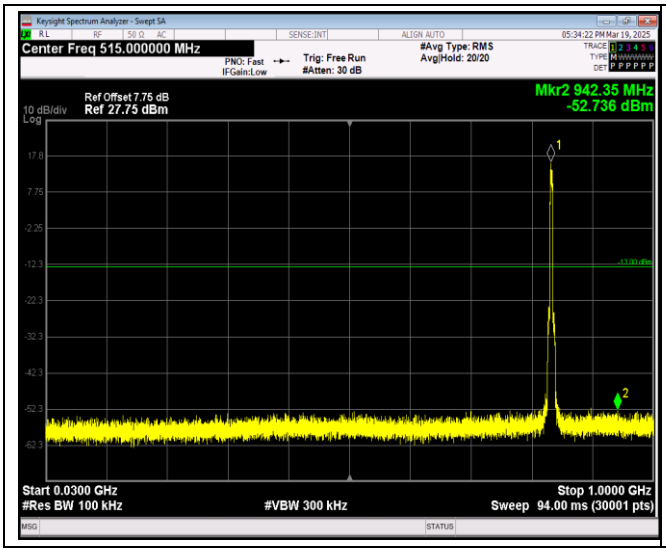

Band5-4233-0.009~0.15MHz

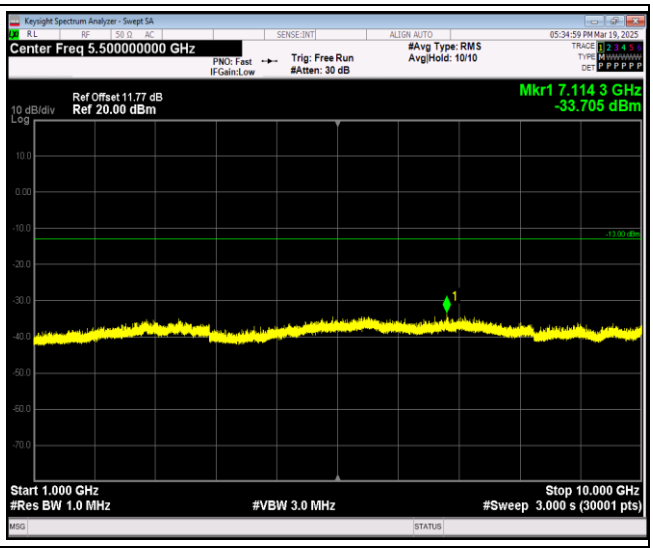

Band5-4233-0.15~30MHz

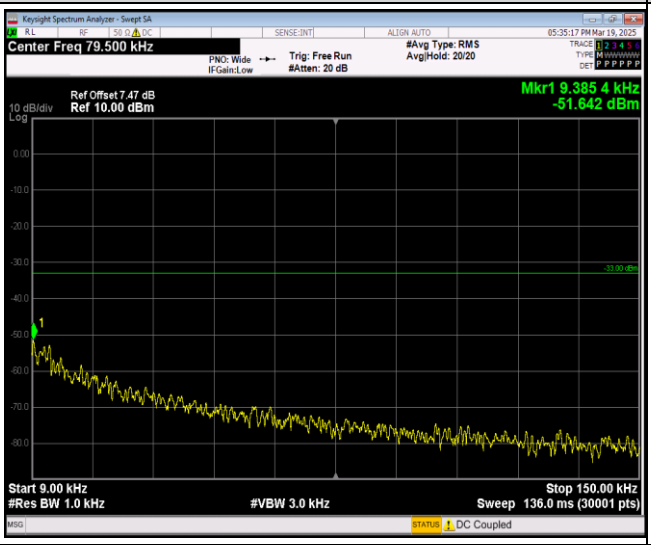

Band5-4233-30~1000MHz

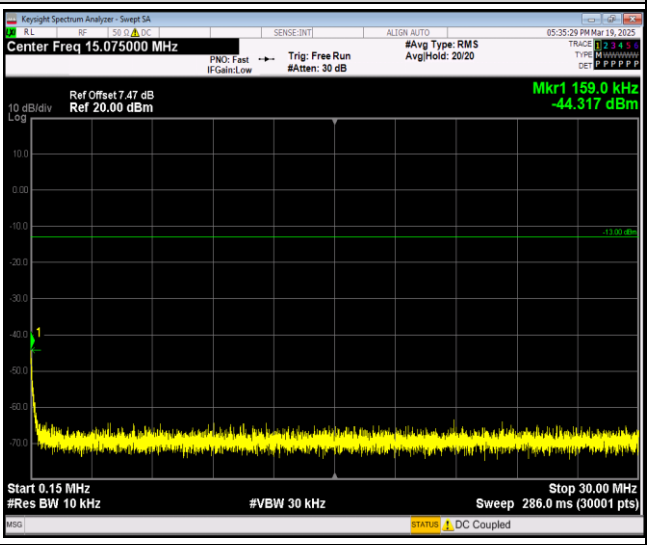

Band5-4233-1000~10000MHz

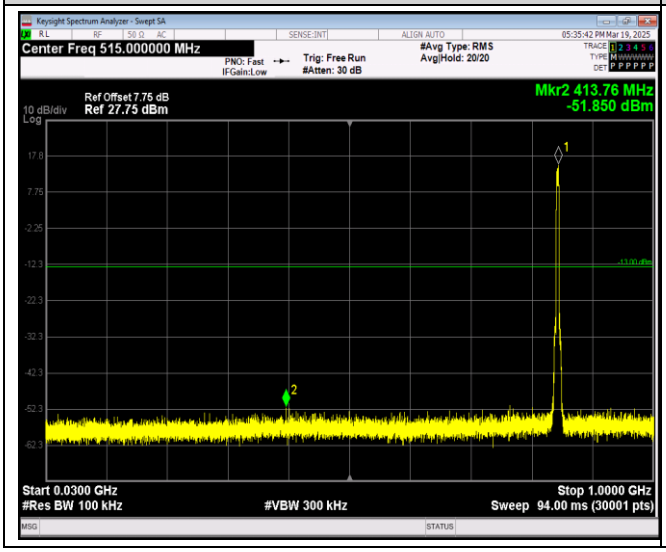

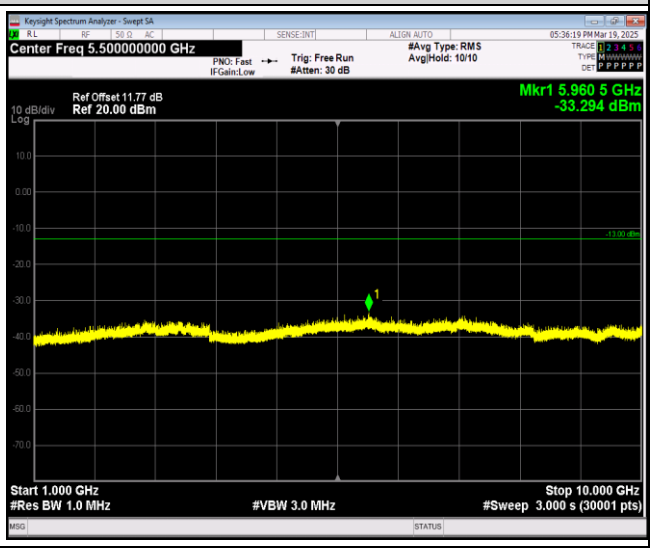

AppendixF:Frequency Stability

Test Result

Reference Frequency: WCDMA BAND V 12.2k RMC Middle channel=4183 Frequency=836.6MHz					
Temperature					
Power supplied (Vdc)	Temperature (℃)	Frequency error		Limit (ppm)	Result
		Hz	ppm		
3.70	-30	-5.57	-0.006658	±2.5	Pass
	-20	-3.00	-0.003586		
	-10	-3.20	-0.003825		
	0	-2.34	-0.002797		
	10	-3.85	-0.004602		
	20	-3.51	-0.004196		
	30	-5.73	-0.006849		
	40	-0.41	-0.000490		
	50	-5.08	-0.006072		
Voltage					
Temperature (℃)	Power supplied (Vdc)	Frequency error		Limit (ppm)	Result
		Hz	ppm		
25	3.40	1.11	0.001327	±2.5	Pass
	3.70	-9.05	-0.010818		
	4.20	-1.29	-0.001542		
Remark: All channel had been tested, but only the worst case data displayed in this report.					

Reference Frequency: WCDMA BAND IV 12.2k RMC Middle Frequency=1413 channel=1732.6MHz					
Temperature					
Power supplied (Vdc)	Temperature (℃)	Frequency error		Limit (ppm)	Result
		Hz	ppm		
3.70	-30	-0.97	-0.000560	Within authorized band for BAND IV	Pass
	-20	-7.93	-0.004577		
	-10	-3.73	-0.002153		
	0	-2.00	-0.001154		
	10	-1.67	-0.000964		
	20	3.97	0.002291		
	30	-10.24	-0.005910		
	40	-10.66	-0.006153		
	50	-4.78	-0.002759		
Voltage					
Temperature (℃)	Power supplied (Vdc)	Frequency error		Limit (ppm)	Result
		Hz	ppm		
25	3.40	-2.75	-0.001587	Within authorized band for BAND IV	Pass
	3.70	4.66	0.002690		
	4.20	-2.58	-0.001489		
Remark: All channel had been tested, but only the worst case data displayed in this report.					

Reference Frequency: WCDMA BAND II 12.2k RMC Middle Frequency=9400 channel=1880MHz					
Temperature					
Power supplied (Vdc)	Temperature (℃)	Frequency error		Limit (ppm)	Result
		Hz	ppm		
3.70	-30	2.45	0.001303	Within authorized band for BAND II	Pass
	-20	-1.02	-0.000543		
	-10	-8.97	-0.004771		
	0	-7.15	-0.003803		
	10	-2.21	-0.001176		
	20	-2.62	-0.001394		
	30	-6.05	-0.003218		
	40	-2.25	-0.001197		
	50	1.60	0.000851		
Voltage					
Temperature (℃)	Power supplied (Vdc)	Frequency error		Limit (ppm)	Result
		Hz	ppm		
25	3.40	-5.60	-0.002979	Within authorized band for BAND II	Pass
	3.70	-6.45	-0.003431		
	4.20	-0.67	-0.000356		
Remark: All channel had been tested, but only the worst case data displayed in this report.					

Appendix G: Modulation Characteristics

Test Result

Band	Channel	Result	Verdict
Band2	9400	PASS	PASS
Band4	1413	PASS	PASS
Band5	4183	PASS	PASS

Remark: All channel had been tested, but only the worst case data displayed in this report.

Test Graphs

Band2-9400

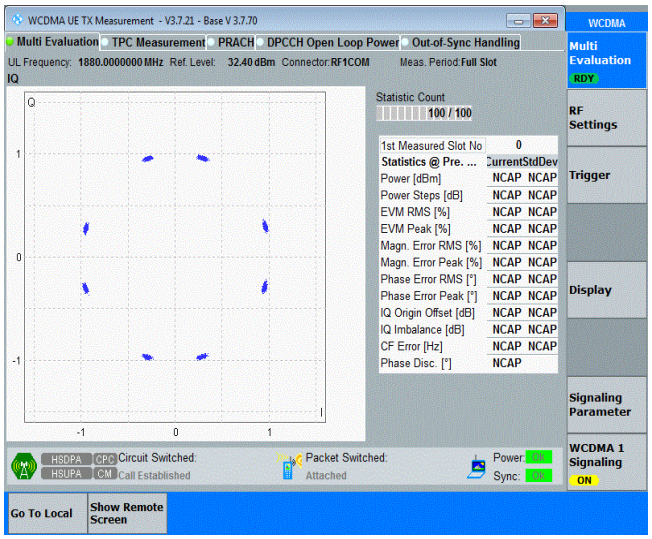

Band4-1413

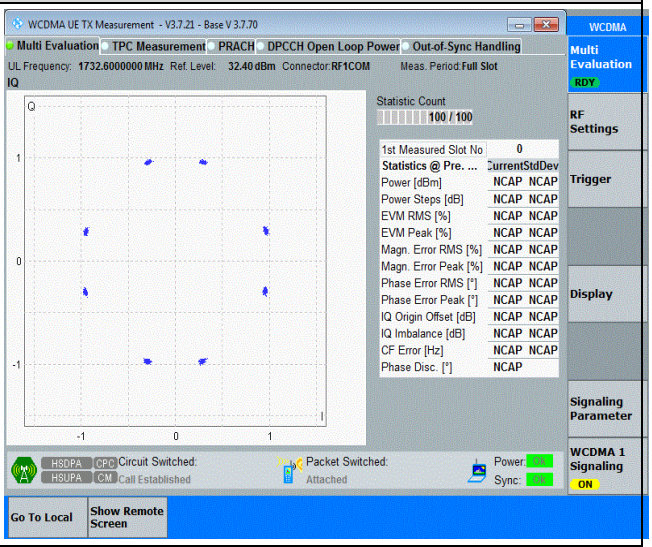
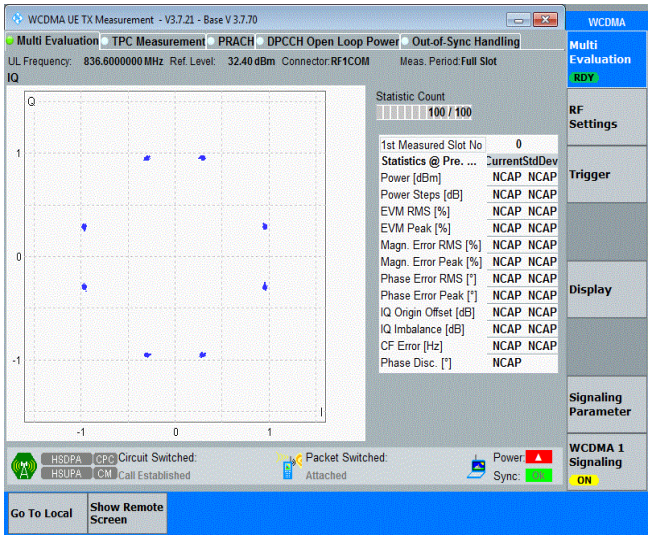
Band5-4183