AppendixA: Effective (Isotropic) Radiated Power Output Data

Test Result(WCDMA)

Band	Type	Channel	Conducted Power (dBm)	ERP/EIRP (dBm)	ERP/EIRP Limit (dBm)	Verdict
Band2	Voice	9262	23.46	23.96	33.01	PASS
Band2	TestMode	9262	23.44	23.94	33.01	PASS
Band2	Voice	9400	23.85	24.35	33.01	PASS
Band2	TestMode	9400	23.86	24.36	33.01	PASS
Band2	Voice	9538	23.76	24.26	33.01	PASS
Band2	TestMode	9538	23.78	24.28	33.01	PASS
Band5	Voice	4132	23.78	21.43	38.45	PASS
Band5	TestMode	4132	23.78	21.43	38.45	PASS
Band5	Voice	4183	23.70	21.35	38.45	PASS
Band5	TestMode	4183	23.72	21.37	38.45	PASS
Band5	Voice	4233	23.91	21.56	38.45	PASS
Band5	TestMode	4233	23.91	21.56	38.45	PASS

Test Result(HSDPA)

Band	Channel	SubTest	Conducted Power (dBm)	ERP/EIRP (dBm)	ERP/EIRP Limit (dBm)	Verdict
Band2	9262	1	24.06	24.56	33.01	PASS
Band2	9262	2	23.96	24.46	33.01	PASS
Band2	9262	3	22.66	23.16	33.01	PASS
Band2	9262	4	22.74	23.24	33.01	PASS
Band2	9400	1	24.18	24.68	33.01	PASS
Band2	9400	2	23.95	24.45	33.01	PASS
Band2	9400	3	22.79	23.29	33.01	PASS
Band2	9400	4	22.84	23.34	33.01	PASS
Band2	9538	1	24.00	24.5	33.01	PASS
Band2	9538	2	23.86	24.36	33.01	PASS
Band2	9538	3	22.65	23.15	33.01	PASS
Band2	9538	4	22.68	23.18	33.01	PASS
Band5	4132	1	24.50	22.15	38.5	PASS
Band5	4132	2	23.72	21.37	38.5	PASS
Band5	4132	3	22.26	19.91	38.5	PASS
Band5	4132	4	22.26	19.91	38.5	PASS
Band5	4183	1	24.56	22.21	38.5	PASS
Band5	4183	2	23.56	21.21	38.5	PASS

Band5	4183	3	22.15	19.8	38.5	PASS
Band5	4183	4	22.21	19.86	38.5	PASS
Band5	4233	1	24.52	22.17	38.5	PASS
Band5	4233	2	23.63	21.28	38.5	PASS
Band5	4233	3	22.11	19.76	38.5	PASS
Band5	4233	4	22.12	19.77	38.5	PASS

Test Result(HSUPA)

Band	Channel	SubTest	Conducted Power (dBm)	ERP/EIRP (dBm)	ERP/EIRP Limit (dBm)	Verdict
Band2	9262	1	20.71	21.21	33.01	PASS
Band2	9262	2	21.46	21.96	33.01	PASS
Band2	9262	3	21.18	21.68	33.01	PASS
Band2	9262	4	21.52	22.02	33.01	PASS
Band2	9262	5	23.22	23.72	33.01	PASS
Band2	9400	1	21.17	21.67	33.01	PASS
Band2	9400	2	21.52	22.02	33.01	PASS
Band2	9400	3	21.31	21.81	33.01	PASS
Band2	9400	4	21.61	22.11	33.01	PASS
Band2	9400	5	23.35	23.85	33.01	PASS
Band2	9538	1	21.02	21.52	33.01	PASS
Band2	9538	2	21.39	21.89	33.01	PASS
Band2	9538	3	21.13	21.63	33.01	PASS
Band2	9538	4	21.44	21.94	33.01	PASS
Band2	9538	5	23.18	23.68	33.01	PASS
Band5	4132	1	21.54	19.19	38.5	PASS
Band5	4132	2	21.75	19.4	38.5	PASS
Band5	4132	3	21.45	19.1	38.5	PASS
Band5	4132	4	21.22	18.87	38.5	PASS
Band5	4132	5	24.60	22.25	38.5	PASS
Band5	4183	1	21.43	19.08	38.5	PASS
Band5	4183	2	21.70	19.35	38.5	PASS
Band5	4183	3	21.35	19	38.5	PASS
Band5	4183	4	21.14	18.79	38.5	PASS
Band5	4183	5	24.54	22.19	38.5	PASS
Band5	4233	1	21.43	19.08	38.5	PASS
Band5	4233	2	21.70	19.35	38.5	PASS
Band5	4233	3	21.36	19.01	38.5	PASS
Band5	4233	4	21.14	18.79	38.5	PASS
Band5	4233	5	24.70	22.35	38.5	PASS

Remark: EIRP (dBm) = Conducted power (dBm) + Antenna Gain (dBi). (For Band2)
ERP (dBm) = EIRP (dBm) - 2.15 (dB). (For Band5)

AppendixB:Peak-to-Average Ratio

Test Result(WCDMA)

Band	Channel	Peak-to-Average Ratio(dB)	Limit(dB)	Verdict
Band2	9400	2.98	13	PASS
Band5	4183	3.3	13	PASS

Remark: All channel had been tested, but only the worst case data displayed in this report.

Test Graphs(WCDMA)

Band2-9400	Band5-4183
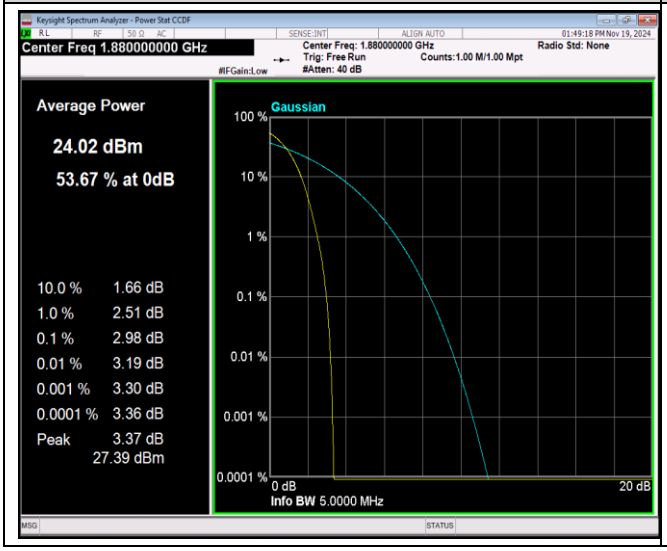	

AppendixC:26dB Bandwidth andOccupied Bandwidth

Test Result(WCDMA)

Band	Channel	Occupied Bandwidth (MHz)	26dB Bandwidth (MHz)	Limit(kHz)	Verdict
Band2	9262	4.1392	4.668	---	PASS
Band2	9400	4.1412	4.670	---	PASS
Band2	9538	4.1411	4.666	---	PASS
Band5	4132	4.1437	4.654	---	PASS
Band5	4183	4.1538	4.648	---	PASS
Band5	4233	4.1378	4.647	---	PASS

Test Graphs(WCDMA)

Band2-9262

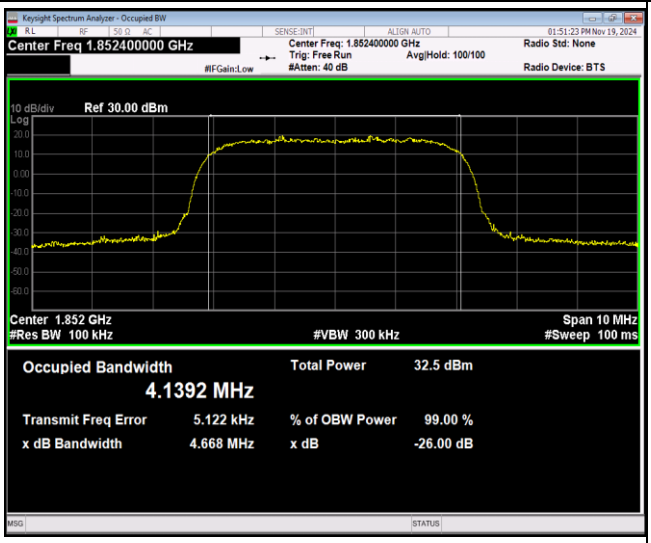

Band2-9400

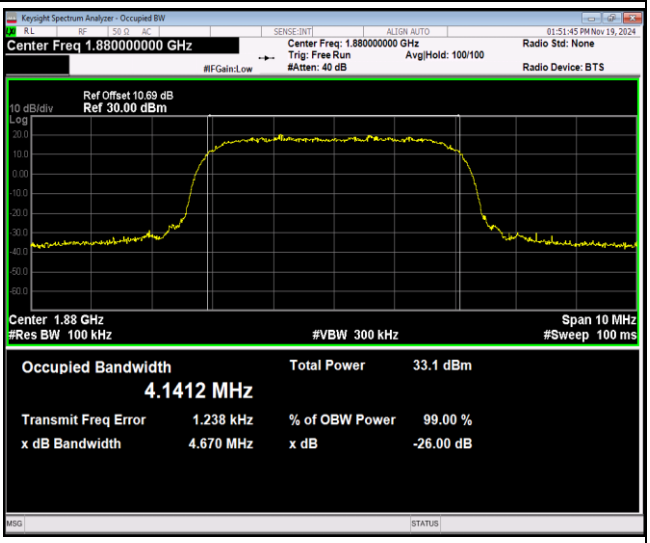

Band2-9538

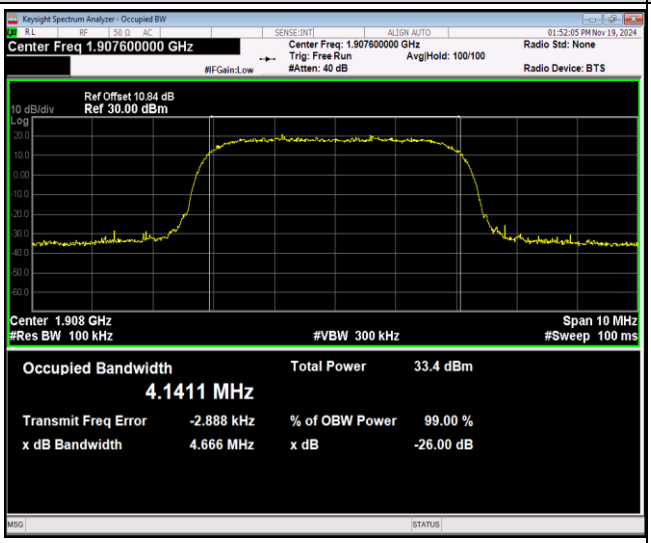

Band5-4132

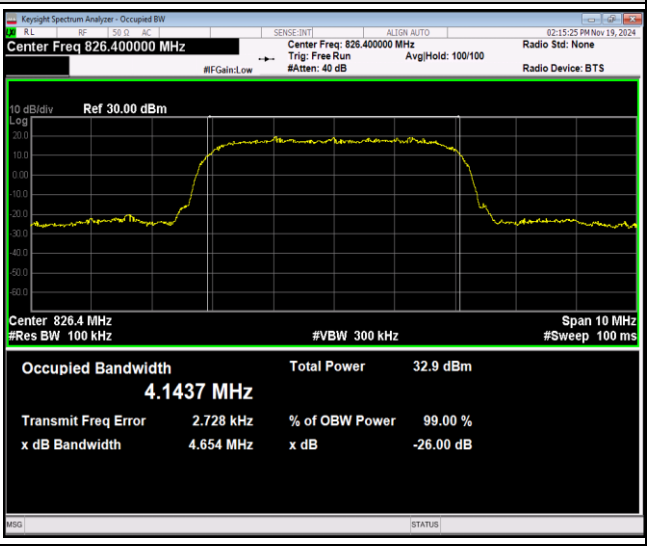

Band5-4183

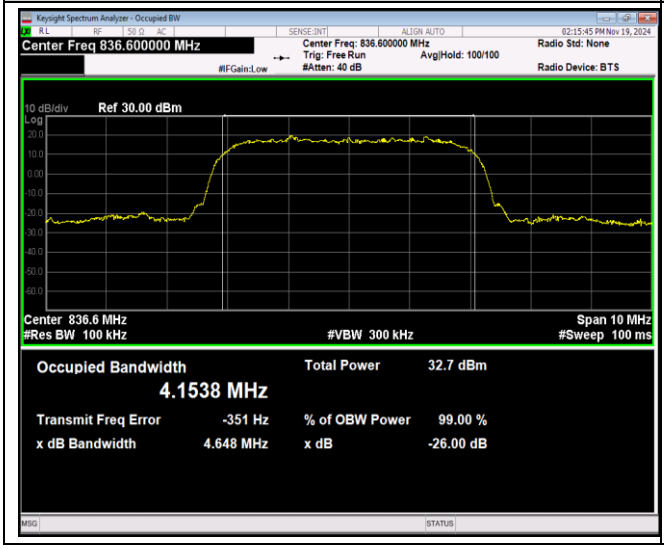

Band5-4233

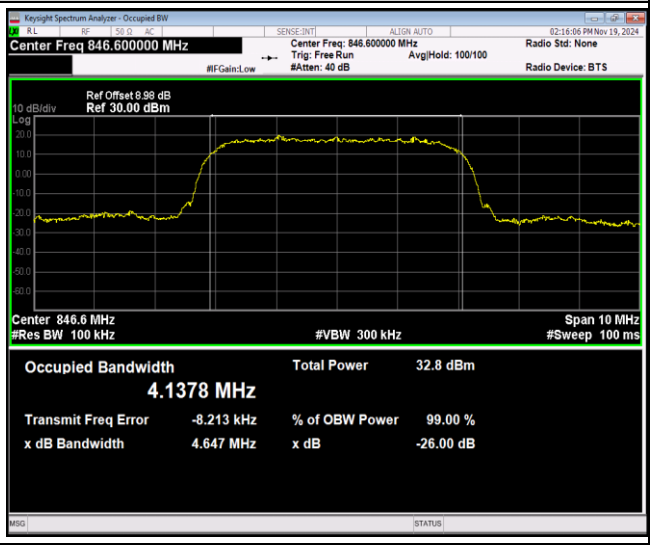

AppendixD:Band Edge

Test Result(WCDMA)

Band	Channel	Frequency (MHz)	Result (dBm)	Limit(dBm)	Verdict
Band2	9262	1850.00	-23.92	-13	PASS
Band2	9538	1910.00	-23.16	-13	PASS
Band5	4132	823.95	-22.62	-13	PASS
Band5	4233	849.05	-22.72	-13	PASS

Test Graphs(WCDMA)

Band2-9262	Band2-9538
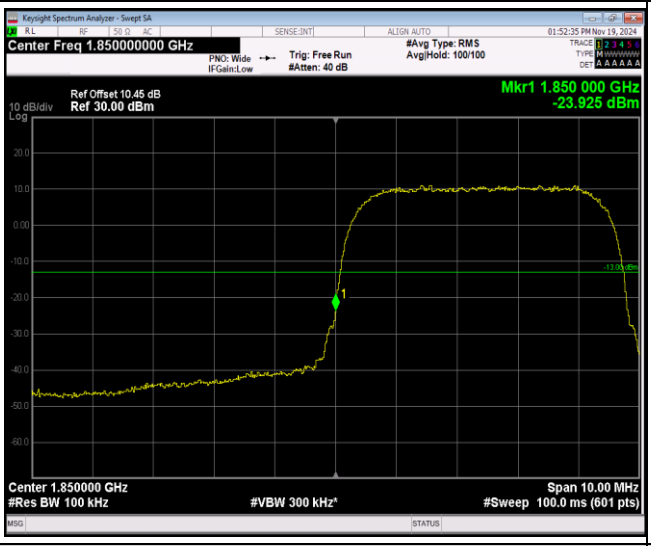	
Band5-4132	**Band5-4233**
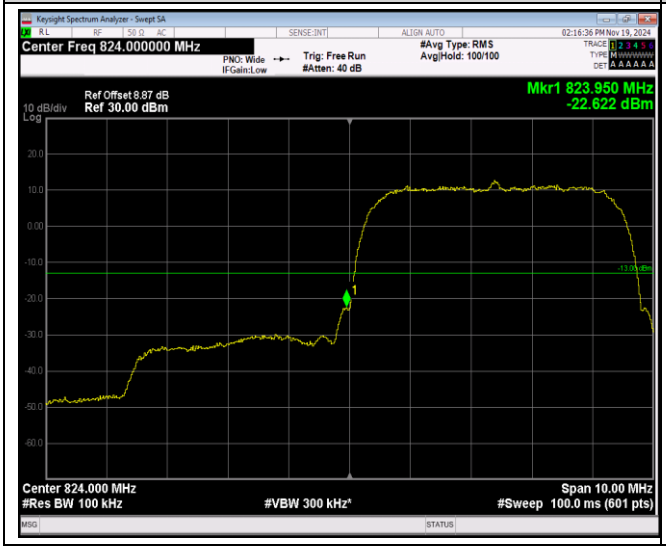	

AppendixE:Conducted SpuriousEmission

Test Result(WCDMA)

Band	Channel	Frequency Range (Mhz)	Frequency (dBm)	Result (dBm)	Limit (dBm)	Verdict
Band2	9262	0.009~0.15MHz	0.01	-54.54	-43	PASS
Band2	9262	0.15~30MHz	0.16	-48.01	-23	PASS
Band2	9262	30~1000MHz	937.01	-46.9	-13	PASS
Band2	9262	1000~20000MHz	19946.8	-30.67	-13	PASS
Band2	9400	0.009~0.15MHz	0.01	-55.2	-43	PASS
Band2	9400	0.15~30MHz	0.16	-47.6	-23	PASS
Band2	9400	30~1000MHz	914.74	-45.28	-13	PASS
Band2	9400	1000~20000MHz	19924.63	-29.81	-13	PASS
Band2	9538	0.009~0.15MHz	0.01	-56.51	-43	PASS
Band2	9538	0.15~30MHz	0.16	-48.12	-23	PASS
Band2	9538	30~1000MHz	960.52	-44.58	-13	PASS
Band2	9538	1000~20000MHz	19926.53	-30.67	-13	PASS
Band5	4132	0.009~0.15MHz	0.01	-56.59	-33	PASS
Band5	4132	0.15~30MHz	0.15	-46.68	-13	PASS
Band5	4132	30~1000MHz	417.61	-55.61	-13	PASS
Band5	4132	1000~10000MHz	7589.8	-36.99	-13	PASS
Band5	4183	0.009~0.15MHz	0.01	-56.72	-33	PASS
Band5	4183	0.15~30MHz	0.15	-44.95	-13	PASS
Band5	4183	30~1000MHz	440.47	-55.5	-13	PASS
Band5	4183	1000~10000MHz	3300.1	-36.93	-13	PASS
Band5	4233	0.009~0.15MHz	0.01	-52.82	-33	PASS
Band5	4233	0.15~30MHz	0.17	-46.73	-13	PASS
Band5	4233	30~1000MHz	531.98	-54.48	-13	PASS
Band5	4233	1000~10000MHz	5996.8	-36.83	-13	PASS

Test Graphs(WCDMA)

Band2-9262-0.009~0.15MHz

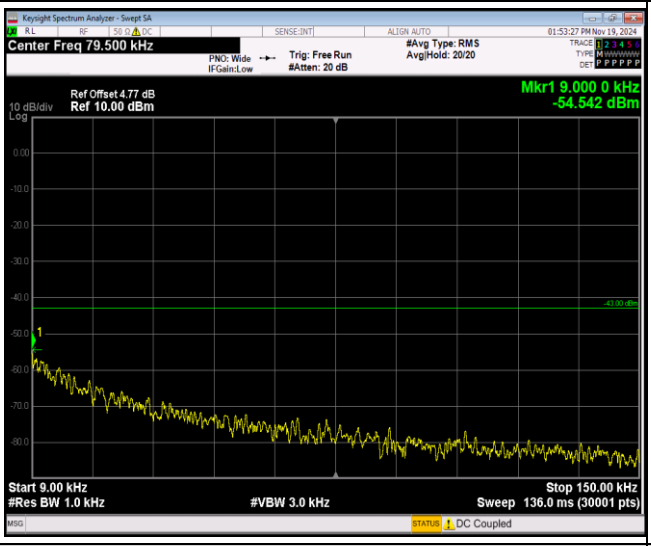

Band2-9262-0.15~30MHz

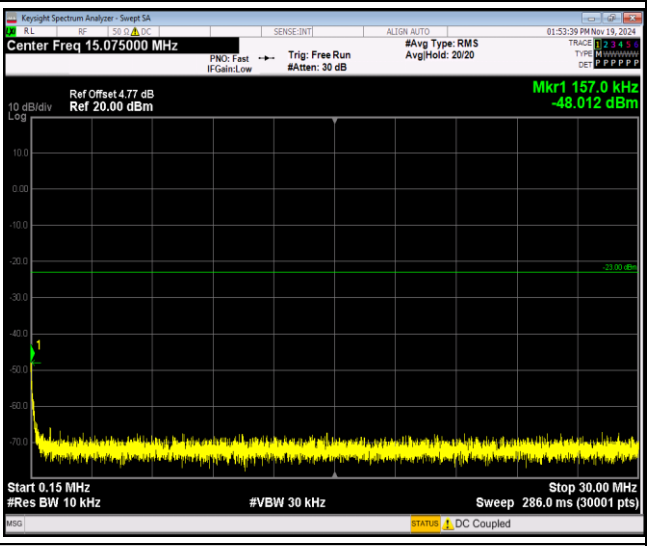

Band2-9262-30~1000MHz

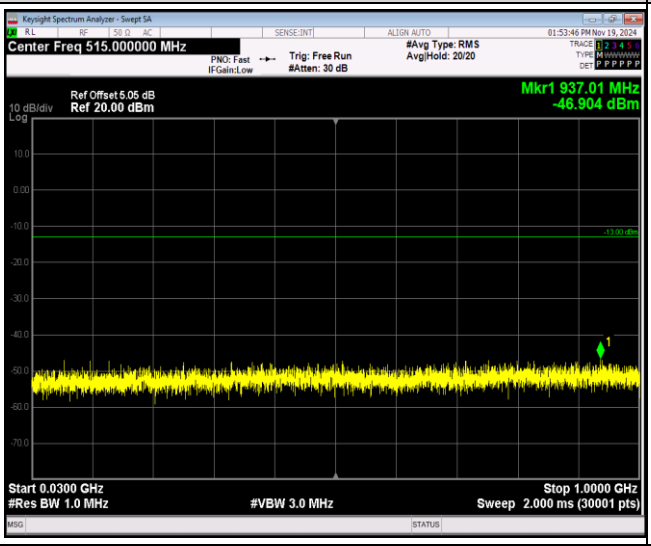

Band2-9262-1000~20000MHz

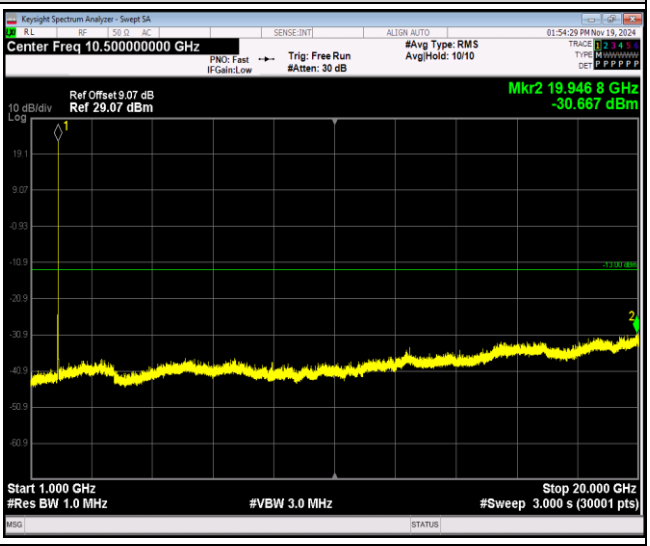

Band2-9400-0.009~0.15MHz

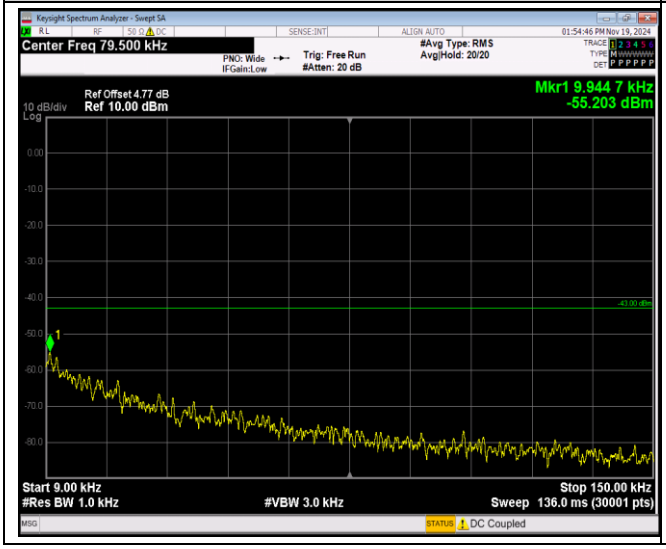

Band2-9400-0.15~30MHz

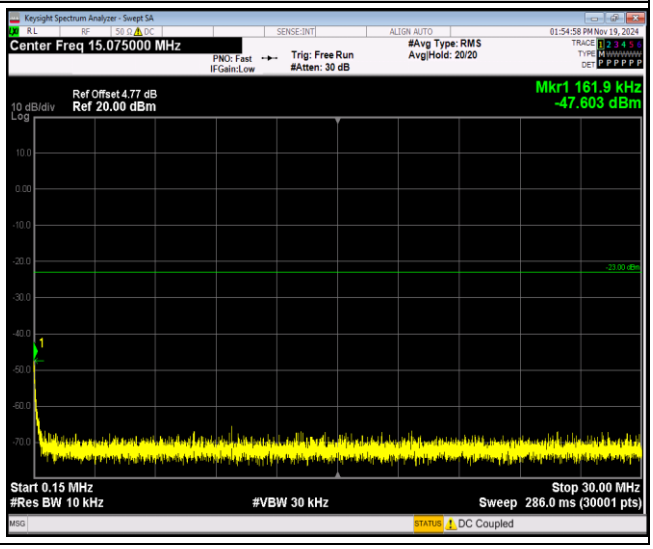

Band2-9400-30~1000MHz

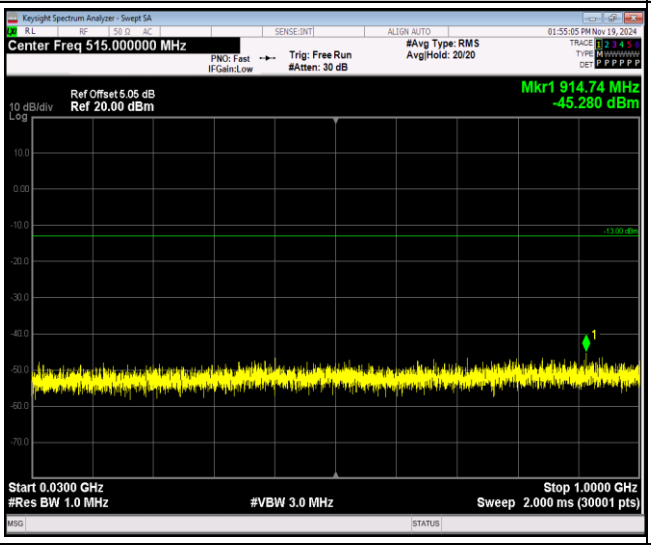

Band2-9400-1000~20000MHz

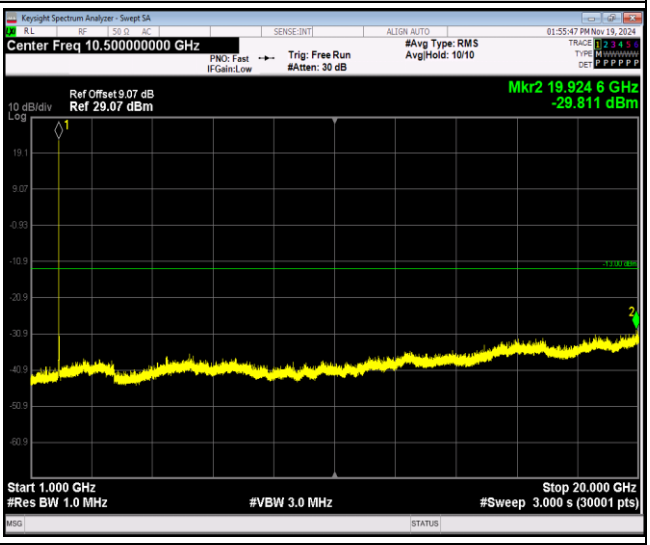

Band2-9538-0.009~0.15MHz

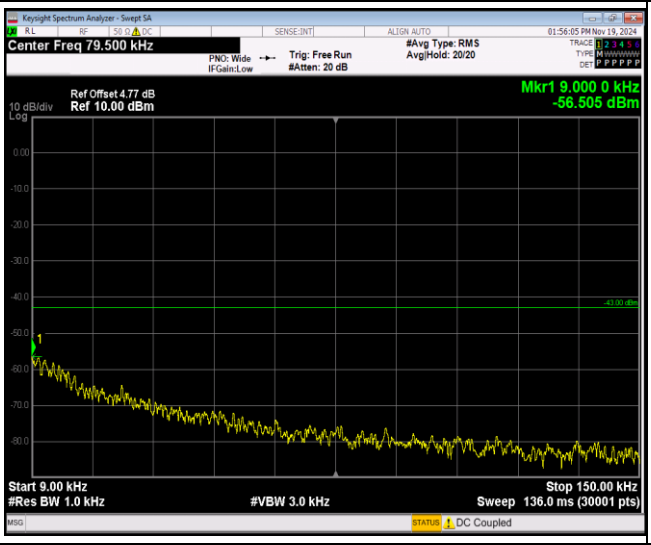

Band2-9538-0.15~30MHz

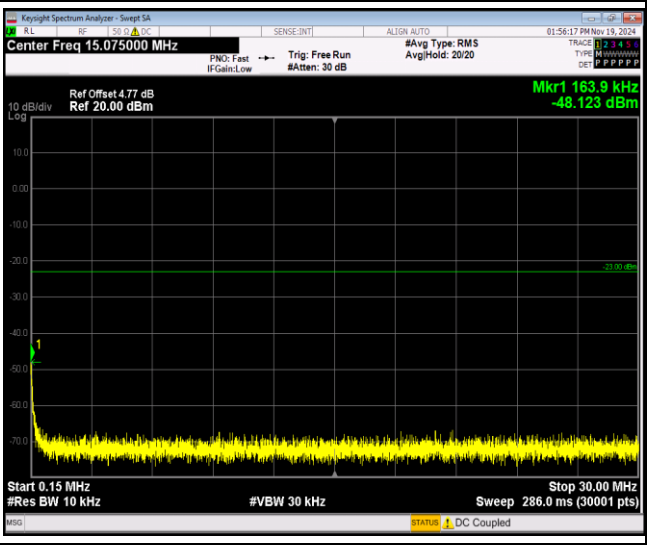

Band2-9538-30~1000MHz

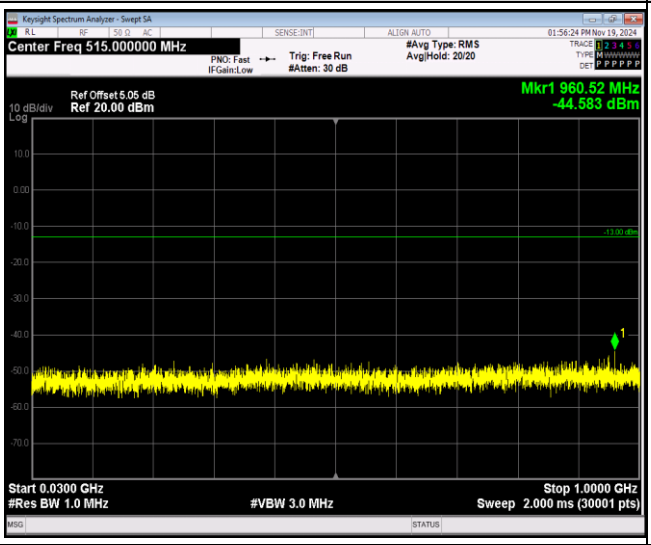

Band2-9538-1000~20000MHz

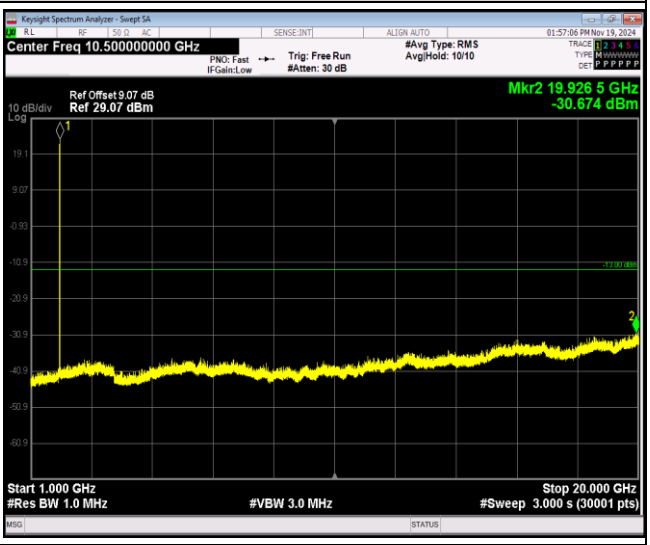

Band5-4132-0.009~0.15MHz

Band5-4132-0.15~30MHz

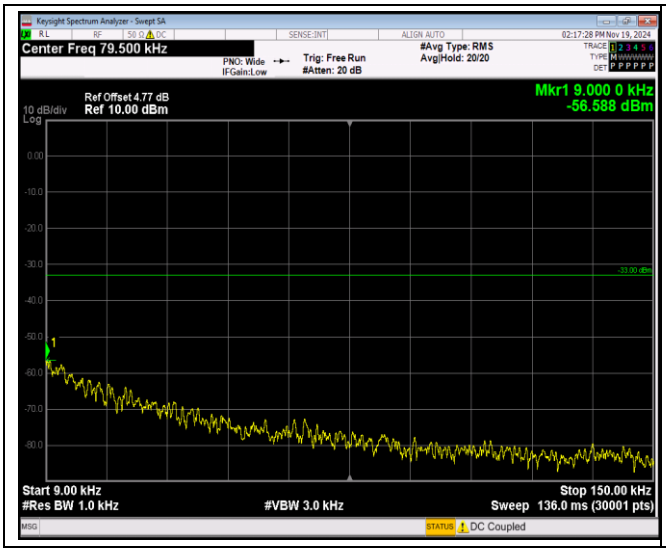

Band5-4132-30~1000MHz

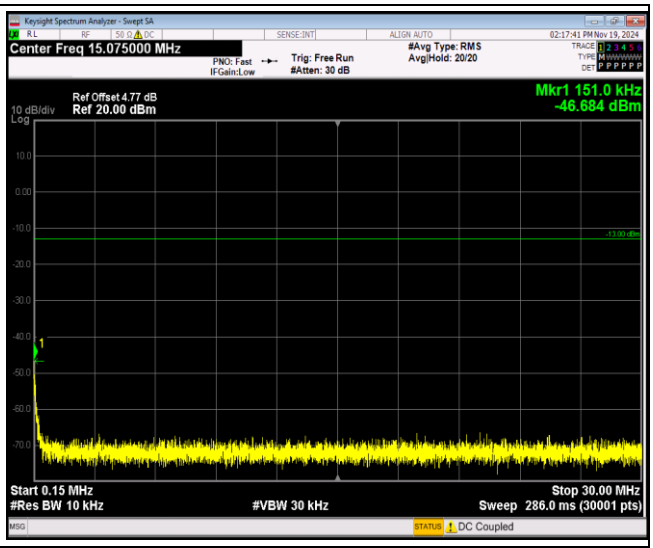

Band5-4132-1000~10000MHz

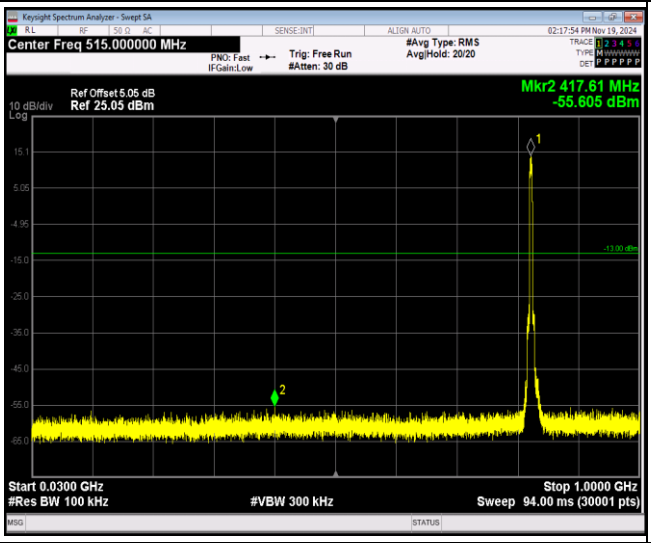

Band5-4183-0.009~0.15MHz

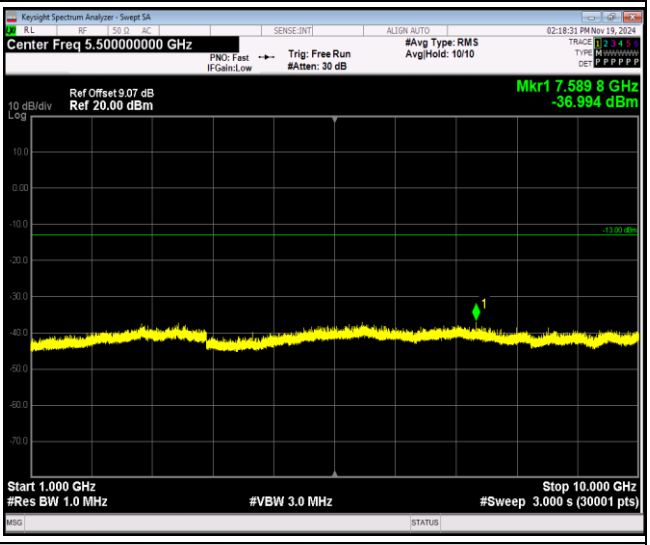

Band5-4183-0.15~30MHz

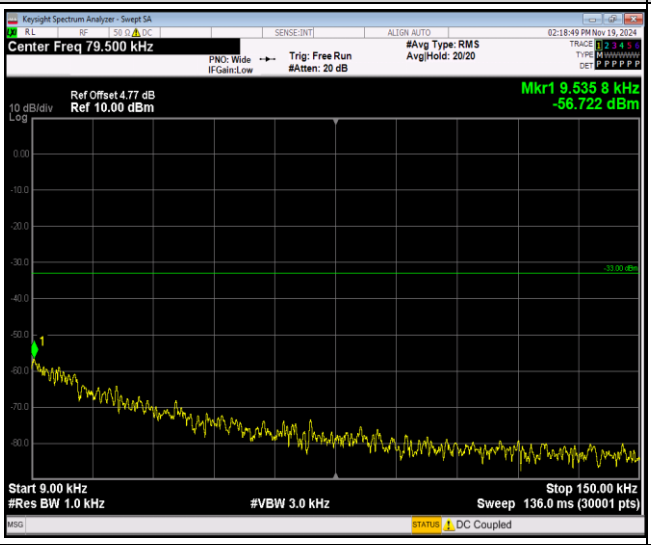

Band5-4183-30~1000MHz

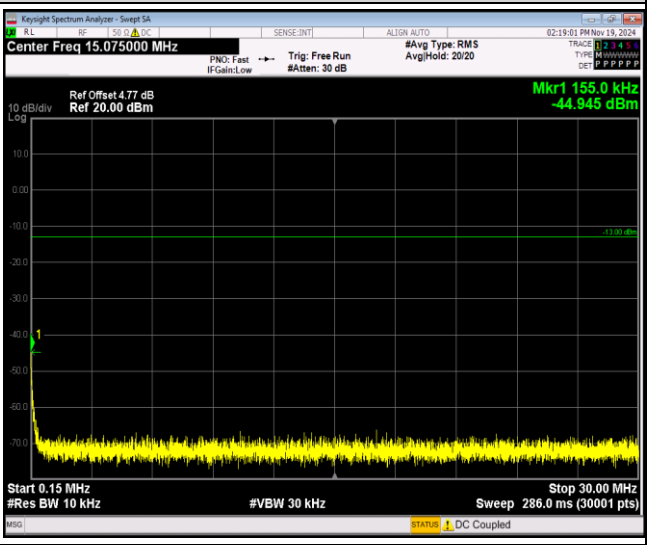

Band5-4183-1000~10000MHz

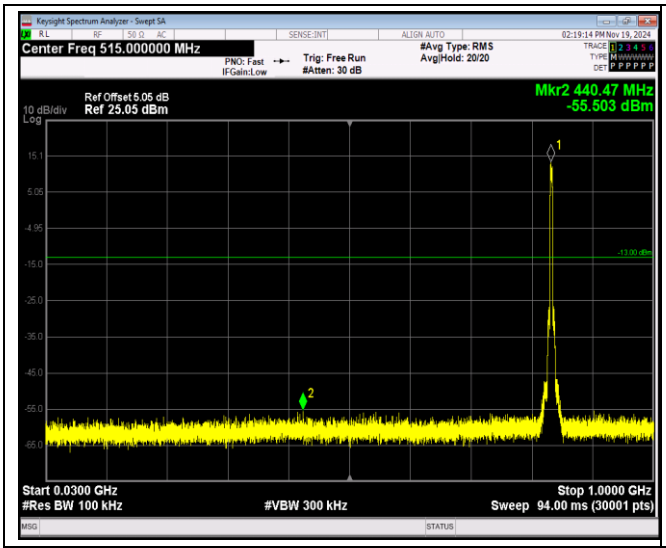

Band5-4233-0.009~0.15MHz

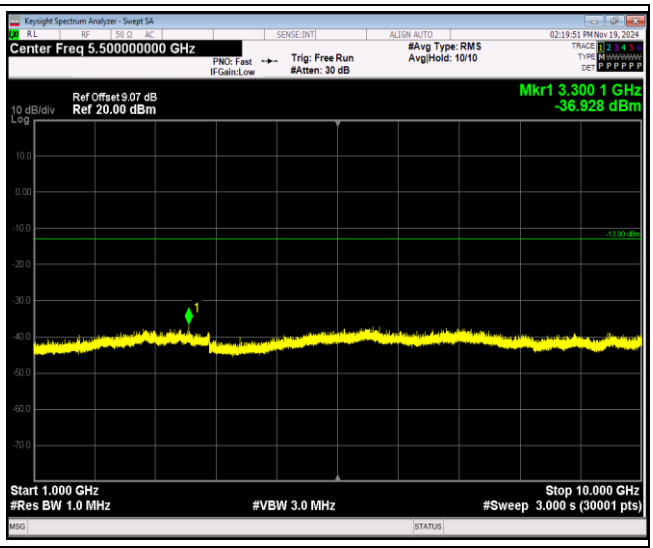

Band5-4233-0.15~30MHz

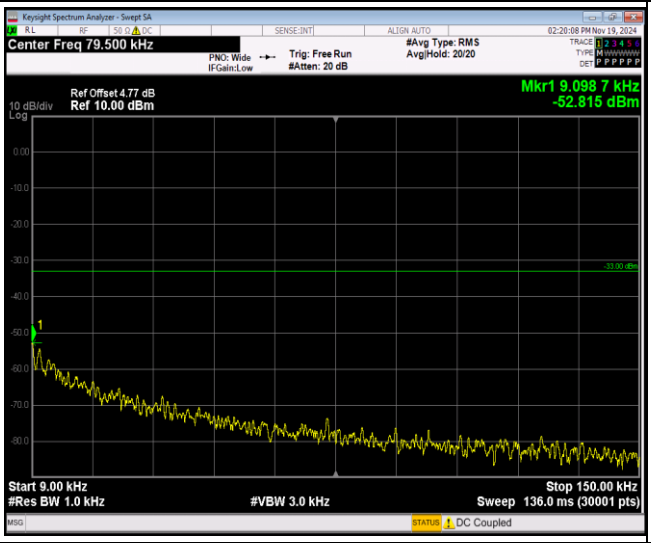

Band5-4233-30~1000MHz

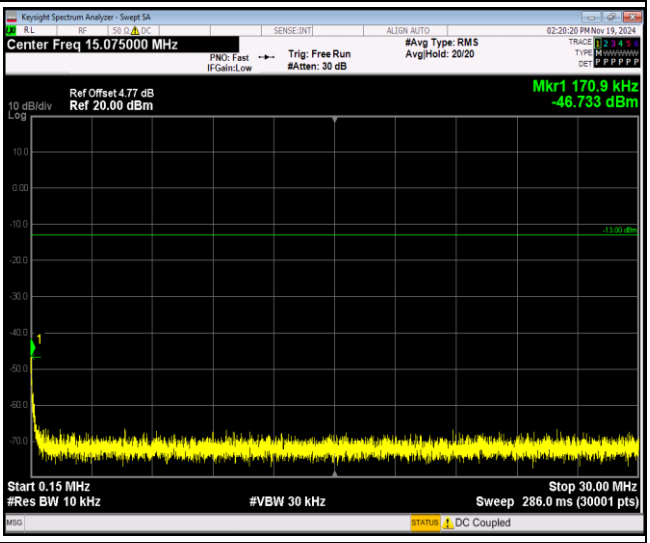

Band5-4233-1000~10000MHz

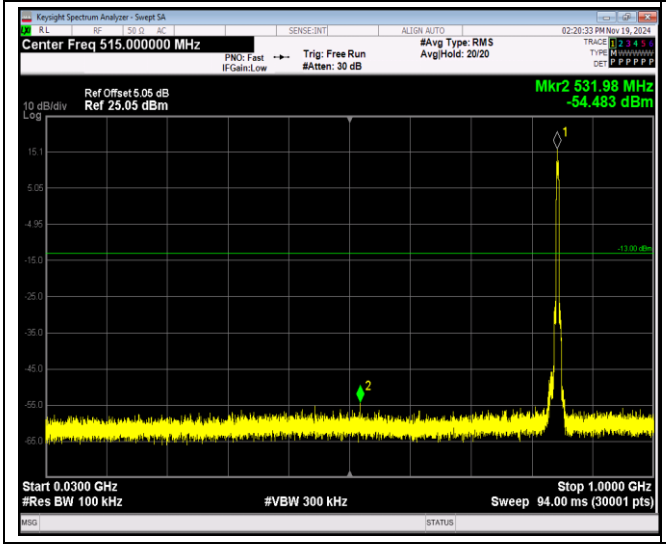

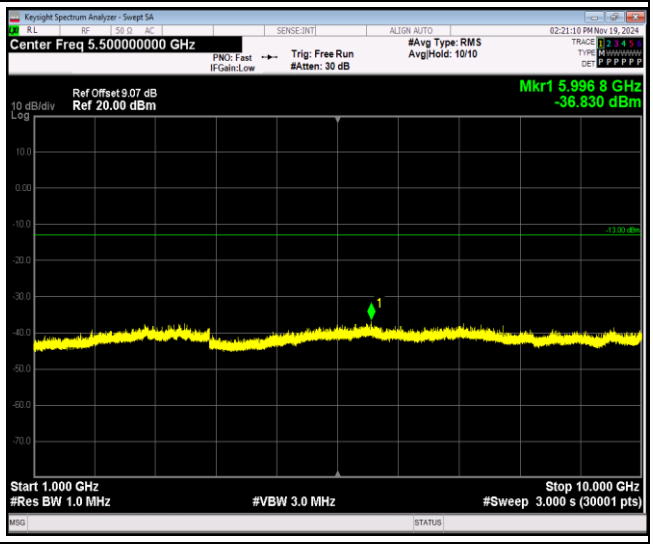

AppendixF:Frequency Stability

Test Result

Reference Frequency: WCDMA BAND V 12.2k RMC Middle channel=4183 Frequency=836.6MHz					
Temperature					
Power supplied (Vdc)	Temperature (℃)	Frequency error		Limit (ppm)	Result
		Hz	ppm		
3.70	-30	0.10	0.000120	±2.5	Pass
	-20	1.51	0.001805		
	-10	-1.14	-0.001363		
	0	2.60	0.003108		
	10	-1.36	-0.001626		
	20	2.25	0.002689		
	30	1.82	0.002175		
	40	0.92	0.001100		
	50	1.90	0.002271		
Voltage					
Temperature (℃)	Power supplied (Vdc)	Frequency error		Limit (ppm)	Result
		Hz	ppm		
25	3.50	1.29	0.001542	±2.5	Pass
	3.70	-1.02	-0.001219		
	4.20	0.25	0.000299		
Remark: All channel had been tested, but only the worst case data displayed in this report.					

Reference Frequency: WCDMA BAND II 12.2k RMC Middle Frequency=9400 channel=1880MHz					
Temperature					
Power supplied (Vdc)	Temperature (℃)	Frequency error		Limit (ppm)	Result
		Hz	ppm		
3.70	-30	0.00	0.000000	Within authorized band for BAND II	Pass
	-20	-2.48	-0.001319		
	-10	-0.12	-0.000064		
	0	-1.02	-0.000543		
	10	-4.29	-0.002282		
	20	-0.56	-0.000298		
	30	2.12	0.001128		
	40	-7.40	-0.003936		
	50	-0.83	-0.000441		
Voltage					
Temperature (℃)	Power supplied (Vdc)	Frequency error		Limit (ppm)	Result
		Hz	ppm		
25	3.50	0.90	0.000479	Within authorized band for BAND II	Pass
	3.70	0.67	0.000356		
	4.20	1.22	0.000649		
Remark: All channel had been tested, but only the worst case data displayed in this report.					

Appendix G: Modulation Characteristics

Test Result

Band	Channel	Result	Verdict
Band2	9400	PASS	PASS
Band5	4183	PASS	PASS

Remark: All channel had been tested, but only the worst case data displayed in this report.

Test Graphs
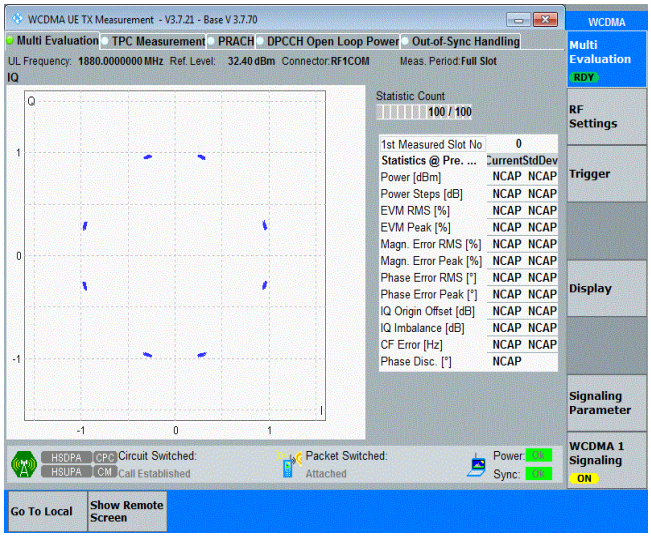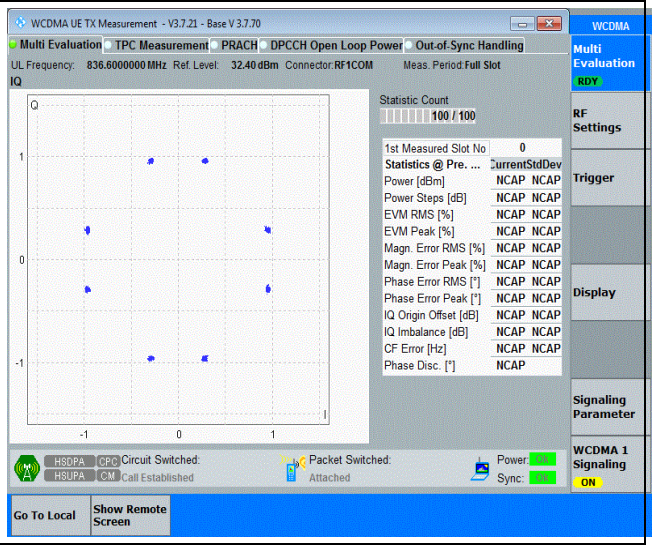
Band2-9400	Band5-4183