Appendix B

Detailed Test Results

1. GSM
GSM850 for Head& Body
GSM1900 for Head& Body
2. WCDMA
WCDMA Band II for Head& Body
WCDMA Band IV for Head& Body
WCDMA Band V for Head& Body
3. LTE
LTE Band 2 for Head& Body
LTE Band 5 for Head& Body
LTE Band 7 for Head& Body
LTE Band 12 for Head& Body
LTE Band 66 for Head& Body
4. WIFI
WIFI 2.4GHz for Head& Body

Date: 2025/3/11

Test Laboratory: LCS-SAR Lab

GSM 850 190CH Left Cheek

DUT: smartphone; Type: L68C; Serial: A250219105-1

Communication System: UID 0, GSM (0); Frequency: 836.6 MHz;Duty Cycle: 1: 8.3
Medium parameters used: f = 836.6 MHz; σ = 0.902 S/m; ε_r = 41.341; ρ = 1000 kg/m^3
Phantom section: Left Section

DASY Configuration:

- Probe: EX3DV4 - SN3805; ConvF(9.08, 9.08, 9.08); Calibrated: 2025/2/25;
- Sensor-Surface: 1.4mm (Mechanical Surface Detection)
- Electronics: DAE3 Sn373; Calibrated: 2025/2/17
- Phantom: SAM v5.0; Type: SAM; Serial: 1850
- DASY52 52.8.8(1222); SEMCAD X 14.6.10(7331)

Configuration/Unnamed procedure/Area Scan (8x11x1): Measurement grid: dx=15mm, dy=15mm
Maximum value of SAR (measured) = 0.189 W/kg

Configuration/Unnamed procedure/Zoom Scan (5x5x7)/Cube 0: Measurement grid: dx=8mm, dy=8mm, dz=5mm
Reference Value = 10.35 V/m; Power Drift = -0.01 dB
Peak SAR (extrapolated) = 0.211 W/kg
SAR(1 g) = 0.186 W/kg; SAR(10 g) = 0.131 W/kg
Maximum value of SAR (measured) = 0.205 W/kg

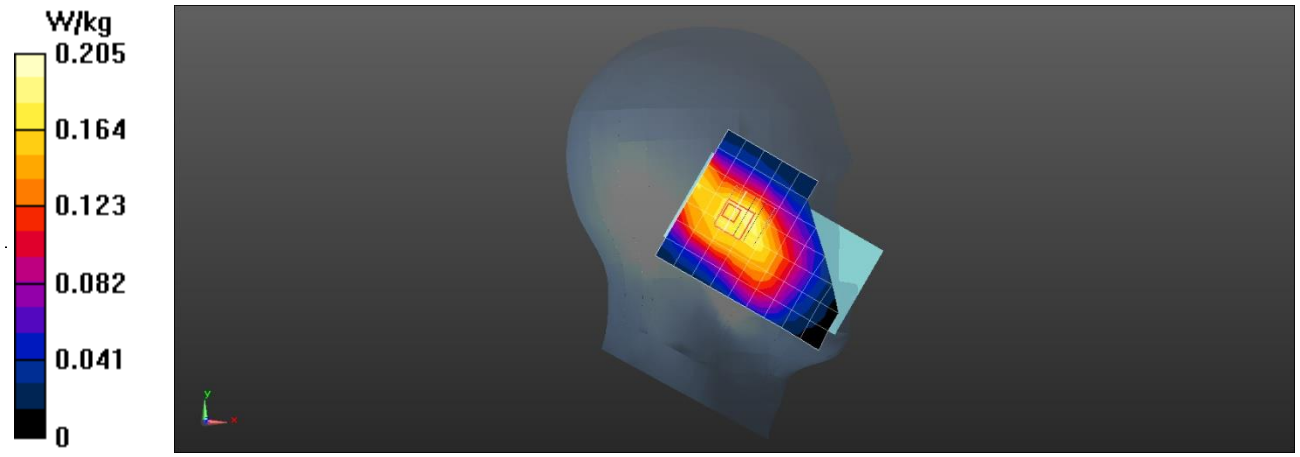

Date: 2025/3/11

Test Laboratory: LCS-SAR Lab

GSM 850 GPRS 3TX 190CH Rear side 10mm

DUT: smartphone; Type: L68C; Serial: A250219105-1

Communication System: UID 0, GSM (0); Frequency: 836.6 MHz;Duty Cycle: 1: 2.075
Medium parameters used: f = 836.6 MHz; σ = 0.902 S/m; εr = 41.341; ρ = 1000 kg/m^3
Phantom section: Flat Section

DASY Configuration:

- Probe: EX3DV4 - SN3805; ConvF(9.08, 9.08, 9.08); Calibrated: 2025/2/25;
- Sensor-Surface: 1.4mm (Mechanical Surface Detection)
- Electronics: DAE3 Sn373; Calibrated: 2025/2/17
- Phantom: SAM v5.0; Type: SAM; Serial: 1850
- DASY52 52.8.8(1222); SEMCAD X 14.6.10(7331)

Configuration/Unnamed procedure/Area Scan (8x13x1): Measurement grid: dx=15mm, dy=15mm
Maximum value of SAR (measured) = 0.315 W/kg

Configuration/Unnamed procedure/Zoom Scan (5x5x7)/Cube 0: Measurement grid: dx=8mm, dy=8mm, dz=5mm
Reference Value = 11.65 V/m; Power Drift = 0.03 dB
Peak SAR (extrapolated) = 0.393 W/kg
SAR(1 g) = 0.249 W/kg; SAR(10 g) = 0.173 W/kg
Maximum value of SAR (measured) = 0.335 W/kg

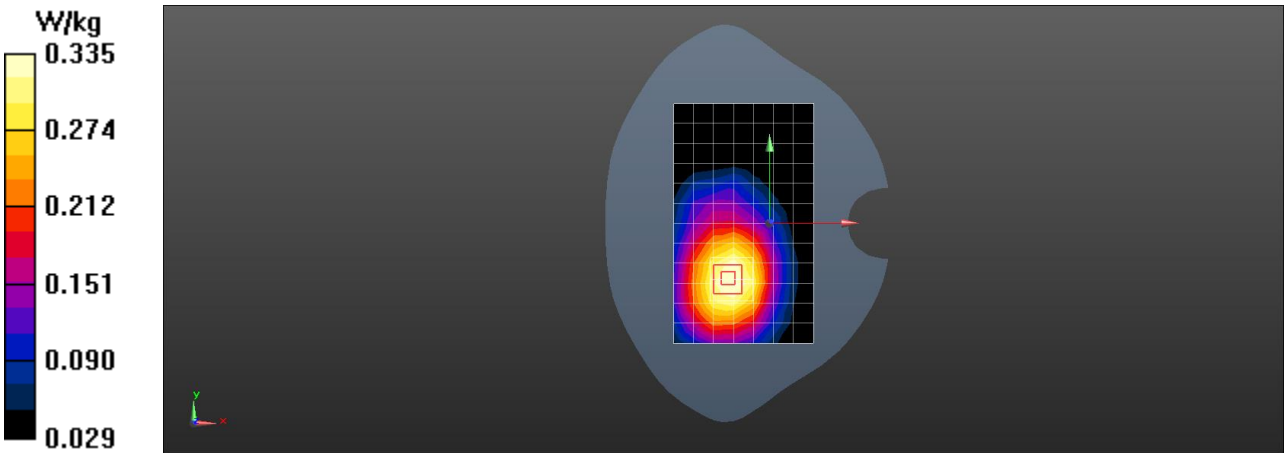

Date: 2025/3/13

Test Laboratory: LCS-SAR Lab

GSM 1900 661CH Left Cheek

DUT: smartphone; Type: L68C; Serial: A250219105-1

Communication System: UID 0, GSM (0); Frequency: 1880 MHz;Duty Cycle: 1: 8.3
Medium parameters used: f = 1880 MHz; σ = 1.404 S/m; ε_r = 40.065; ρ = 1000 kg/m^3
Phantom section: Left Section

DASY Configuration:

- Probe: EX3DV4 - SN3805; ConvF(7.80, 7.80, 7.80); Calibrated: 2025/2/25;
- Sensor-Surface: 1.4mm (Mechanical Surface Detection)
- Electronics: DAE3 Sn373; Calibrated: 2025/2/17
- Phantom: SAM v5.0; Type: SAM; Serial: 1850
- DASY52 52.8.8(1222); SEMCAD X 14.6.10(7331)

Configuration/Unnamed procedure/Area Scan (8x11x1): Measurement grid: dx=15mm, dy=15mm
Maximum value of SAR (measured) = 0.413 W/kg

Configuration/Unnamed procedure/Zoom Scan (5x5x7)/Cube 0: Measurement grid: dx=8mm, dy=8mm, dz=5mm
Reference Value = 3.550 V/m; Power Drift = 0.03 dB
Peak SAR (extrapolated) = 1.11 W/kg
SAR(1 g) = 0.382 W/kg; SAR(10 g) = 0.189 W/kg
Maximum value of SAR (measured) = 0.426 W/kg

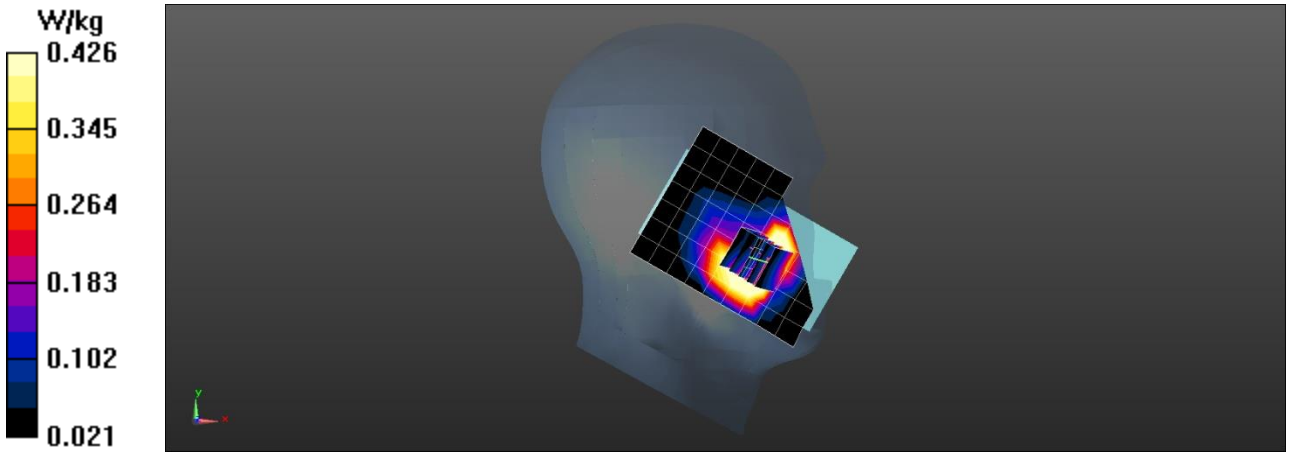

Date: 2025/3/13

Test Laboratory: LCS-SAR Lab

GSM 1900 GPRS 3TX 661CH Rear side 10mm

DUT: smartphone; Type: L68C; Serial: A250219105-1

Communication System: UID 0, GSM (0); Frequency: 1880MHz;Duty Cycle: 1: 2.77
Medium parameters used: f = 1880 MHz; σ = 1.404 S/m; εr = 40.065; ρ = 1000 kg/m^3
Phantom section: Flat Section

DASY Configuration:

- Probe: EX3DV4 - SN3805; ConvF(7.80, 7.80, 7.80); Calibrated: 2025/2/25;
- Sensor-Surface: 1.4mm (Mechanical Surface Detection)
- Electronics: DAE3 Sn373; Calibrated: 2025/2/17
- Phantom: SAM v5.0; Type: SAM; Serial: 1850
- DASY52 52.8.8(1222); SEMCAD X 14.6.10(7331)

Configuration/Unnamed procedure/Area Scan (10x15x1): Measurement grid: dx=12mm, dy=12mm
Maximum value of SAR (measured) = 0.279 W/kg

Configuration/Unnamed procedure/Zoom Scan (7x7x7)/Cube 0: Measurement grid: dx=5mm, dy=5mm, dz=5mm
Reference Value = 10.91 V/m; Power Drift = -0.02dB
Peak SAR (extrapolated) = 0.414 W/kg
SAR(1 g) = 0.268 W/kg; SAR(10 g) = 0.174 W/kg
Maximum value of SAR (measured) = 0.283 W/kg

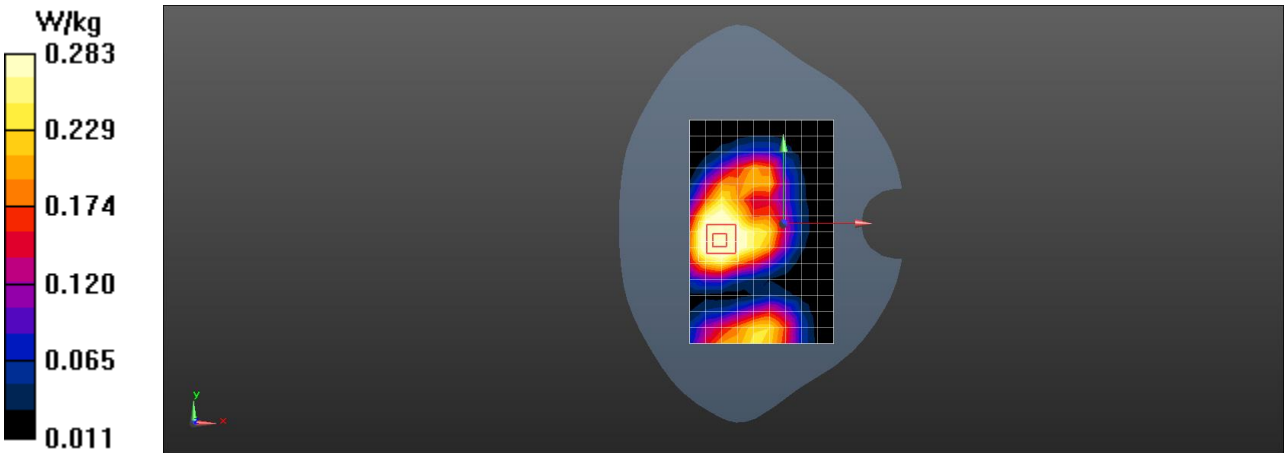

Date: 2025/3/13

Test Laboratory: LCS-SAR Lab

WCDMA II RMC 9400CH Left Cheek

DUT: smartphone; Type: L68C; Serial: A250219105-1

Communication System: UID 0, WCDMA (0); Frequency: 1880 MHz;Duty Cycle: 1:1
Medium parameters used: f = 1880 MHz; σ = 1.402 S/m; ε_r = 40.711; ρ = 1000 kg/m^3
Phantom section: Left Section

DASY Configuration:

- Probe: EX3DV4 - SN3805; ConvF(7.80, 7.80, 7.80); Calibrated: 2025/2/25;
- Sensor-Surface: 1.4mm (Mechanical Surface Detection)
- Electronics: DAE3 Sn373; Calibrated: 2025/2/17
- Phantom: SAM v5.0; Type: SAM; Serial: 1850
- DASY52 52.8.8(1222); SEMCAD X 14.6.10(7331)

Configuration/Unnamed procedure/Area Scan (8x11x1): Measurement grid: dx=15mm, dy=15mm
Maximum value of SAR (measured) = 0.668 W/kg

Configuration/Unnamed procedure/Zoom Scan (5x5x7)/Cube 0: Measurement grid: dx=8mm, dy=8mm, dz=5mm
Reference Value = 4.035 V/m; Power Drift = -0.02 dB
Peak SAR (extrapolated) = 0.999 W/kg
SAR(1 g) = 0.613 W/kg; SAR(10 g) = 0.378 W/kg
Maximum value of SAR (measured) = 0.673 W/kg

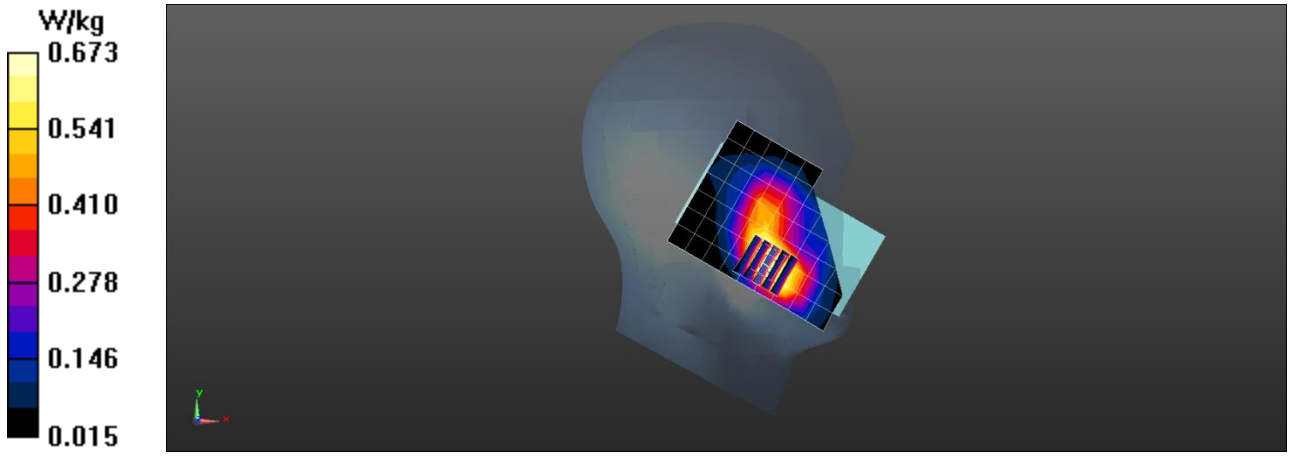

Date: 2025/3/13

Test Laboratory: LCS-SAR Lab

WCDMA II RMC 9400CH Rear side 10mm

DUT: smartphone; Type: L68C; Serial: A250219105-1

Communication System: UID 0, WCDMA (0); Frequency: 1880 MHz;Duty Cycle: 1:1
Medium parameters used: f = 1880 MHz; σ = 1.402 S/m; ε_r = 40.711; ρ = 1000 kg/m^3
Phantom section: Flat Section

DASY Configuration:

- Probe: EX3DV4 - SN3805; ConvF(7.80, 7.80, 7.80); Calibrated: 2025/2/25;
- Sensor-Surface: 1.4mm (Mechanical Surface Detection)
- Electronics: DAE3 Sn373; Calibrated: 2025/2/17
- Phantom: SAM v5.0; Type: SAM; Serial: 1850
- DASY52 52.8.8(1222); SEMCAD X 14.6.10(7331)

Configuration/Unnamed procedure/Area Scan (10x15x1): Measurement grid: dx=12mm, dy=12mm
Maximum value of SAR (measured) = 0.453 W/kg

Configuration/Unnamed procedure/Zoom Scan (7x7x7)/Cube 0: Measurement grid: dx=5mm, dy=5mm, dz=5mm
Reference Value = 14.23 V/m; Power Drift = -0.04dB
Peak SAR (extrapolated) = 0.694 W/kg
SAR(1 g) = 0.43 W/kg; SAR(10 g) = 0.277 W/kg
Maximum value of SAR (measured) = 0.465 W/kg

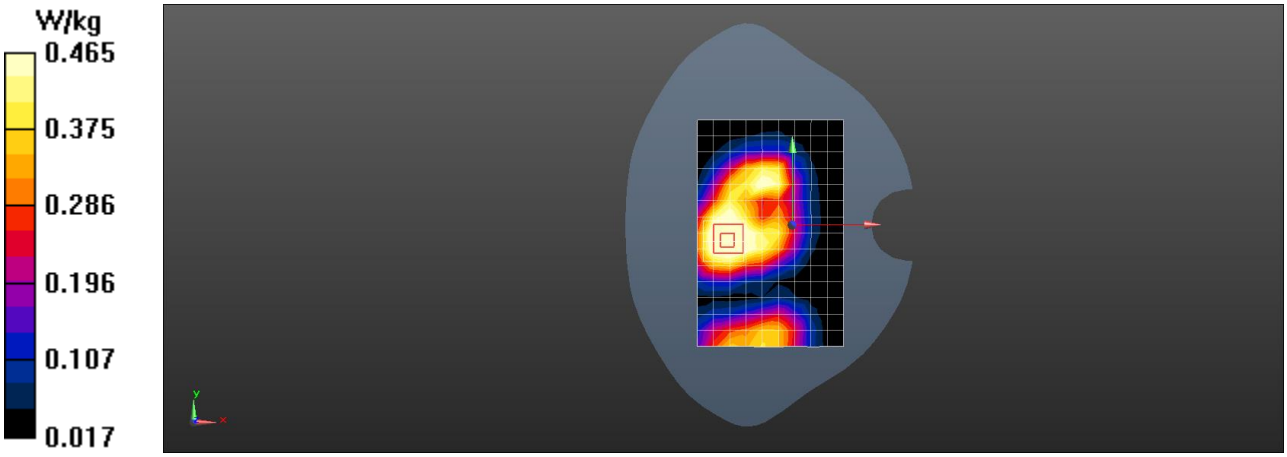

Date: 2025/3/12

Test Laboratory: LCS-SAR Lab

WCDMA IV RMC 1413CH Left Cheek

DUT: smartphone; Type: L68C; Serial: A250219105-1

Communication System: UID 0, LTE-FDD (0); Frequency: 1732.6 MHz;Duty Cycle: 1:1
Medium parameters used: f = 1732.6 MHz; σ = 1.324 S/m; εr = 40.215; ρ = 1000 kg/m^3
Phantom section: Flat Section

DASY Configuration:

- Probe: EX3DV4 - SN3805; ConvF(8.14, 8.14, 8.14); Calibrated: 2025/2/25;
- Sensor-Surface: 1.4mm (Mechanical Surface Detection)
- Electronics: DAE3 Sn373; Calibrated: 2025/2/17
- Phantom: SAM v5.0; Type: SAM; Serial: 1850
- DASY52 52.8.8(1222); SEMCAD X 14.6.10(7331)

Configuration/Unnamed procedure/Area Scan (8x11x1): Measurement grid: dx=15mm, dy=15mm
Maximum value of SAR (measured) = 0.693 W/kg

Configuration/Unnamed procedure/Zoom Scan (5x5x7)/Cube 0: Measurement grid: dx=8mm, dy=8mm, dz=5mm
Reference Value = 3.777 V/m; Power Drift = 0.01 dB
Peak SAR (extrapolated) = 1.08 W/kg
SAR(1 g) = 0.661 W/kg; SAR(10 g) = 0.401 W/kg
Maximum value of SAR (measured) = 0.705 W/kg

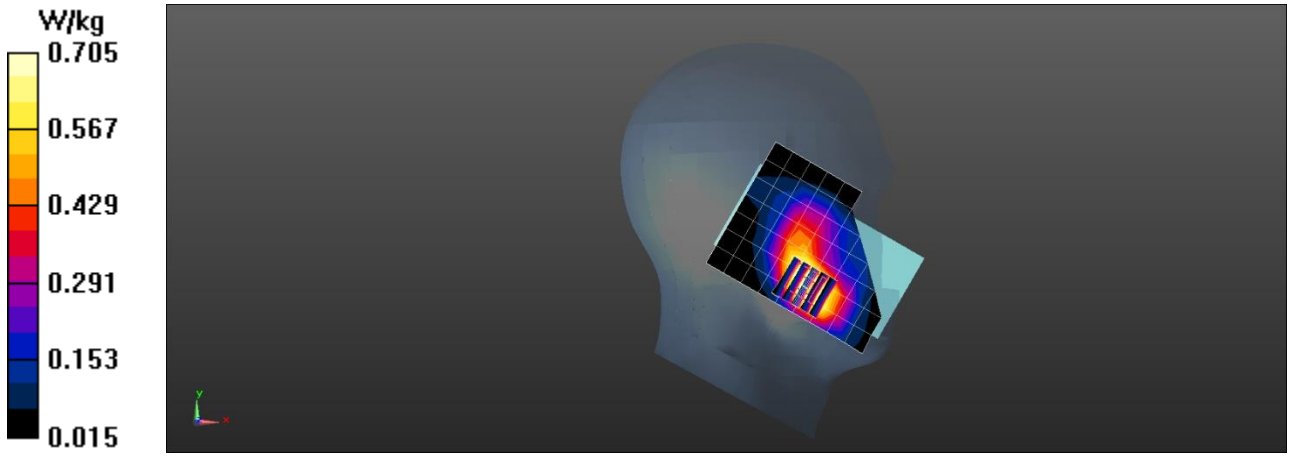

Date: 2025/3/12

Test Laboratory: LCS-SAR Lab

WCDMA IV RMC 1413CH Rear side 10mm

DUT: smartphone; Type: L68C; Serial: A250219105-1

Communication System: UID 0, LTE-FDD (0); Frequency: 1732.6 MHz;Duty Cycle: 1:1
Medium parameters used: f = 1732.6 MHz; σ = 1.324 S/m; εr = 40.215; ρ = 1000 kg/m^3
Phantom section: Flat Section

DASY Configuration:

- Probe: EX3DV4 - SN3805; ConvF(8.14, 8.14, 8.14); Calibrated: 2025/2/25;
- Sensor-Surface: 1.4mm (Mechanical Surface Detection)
- Electronics: DAE3 Sn373; Calibrated: 2025/2/17
- Phantom: SAM v5.0; Type: SAM; Serial: 1850
- DASY52 52.8.8(1222); SEMCAD X 14.6.10(7331)

Configuration/Unnamed procedure/Area Scan (10x15x1): Measurement grid: dx=12mm, dy=12mm
Maximum value of SAR (measured) = 0.569 W/kg

Configuration/Unnamed procedure/Zoom Scan (7x7x7)/Cube 0: Measurement grid: dx=5mm, dy=5mm, dz=5mm
Reference Value = 14.54 V/m; Power Drift = -0.03 dB
Peak SAR (extrapolated) = 0.800 W/kg
SAR(1 g) = 0.453 W/kg; SAR(10 g) = 0.292 W/kg
Maximum value of SAR (measured) = 0.482 W/kg

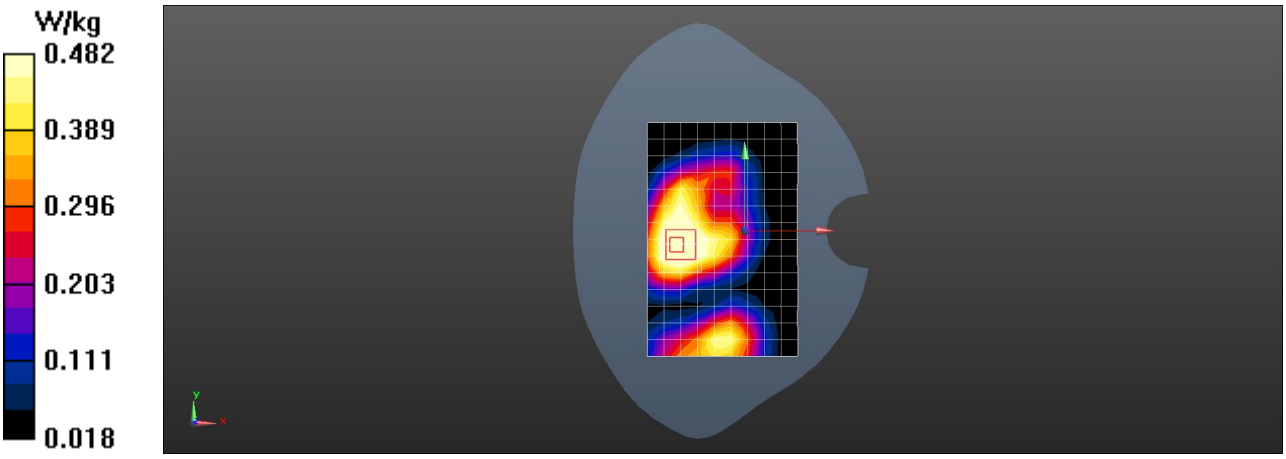

Date: 2025/3/11

Test Laboratory: LCS-SAR Lab

WCDMA V RMC 4182CH Right Cheek

DUT: smartphone; Type: L68C; Serial: A250219105-1

Communication System: UID 0, WCDMA (0); Frequency: 836.4 MHz;Duty Cycle: 1:1
Medium parameters used (interpolated): f = 836.4 MHz; σ = 0.927 S/m; ε_r = 41.697; ρ = 1000 kg/m^3
Phantom section: Right Section

DASY Configuration:

- Probe: EX3DV4 - SN3805; ConvF(9.08, 9.08, 9.08); Calibrated: 2025/2/25;
- Sensor-Surface: 1.4mm (Mechanical Surface Detection)
- Electronics: DAE3 Sn373; Calibrated: 2025/2/17
- Phantom: SAM v5.0; Type: SAM; Serial: 1850
- DASY52 52.8.8(1222); SEMCAD X 14.6.10(7331)

Configuration/Unnamed procedure/Area Scan (8x11x1): Measurement grid: dx=15mm, dy=15mm
Maximum value of SAR (measured) = 0.192 W/kg

Configuration/Unnamed procedure/Zoom Scan (5x5x7)/Cube 0: Measurement grid: dx=8mm, dy=8mm, dz=5mm
Reference Value = 10.39 V/m; Power Drift = -0.10 dB
Peak SAR (extrapolated) = 0.214 W/kg
SAR(1 g) = 0.177 W/kg; SAR(10 g) = 0.124 W/kg
Maximum value of SAR (measured) = 0.208 W/kg

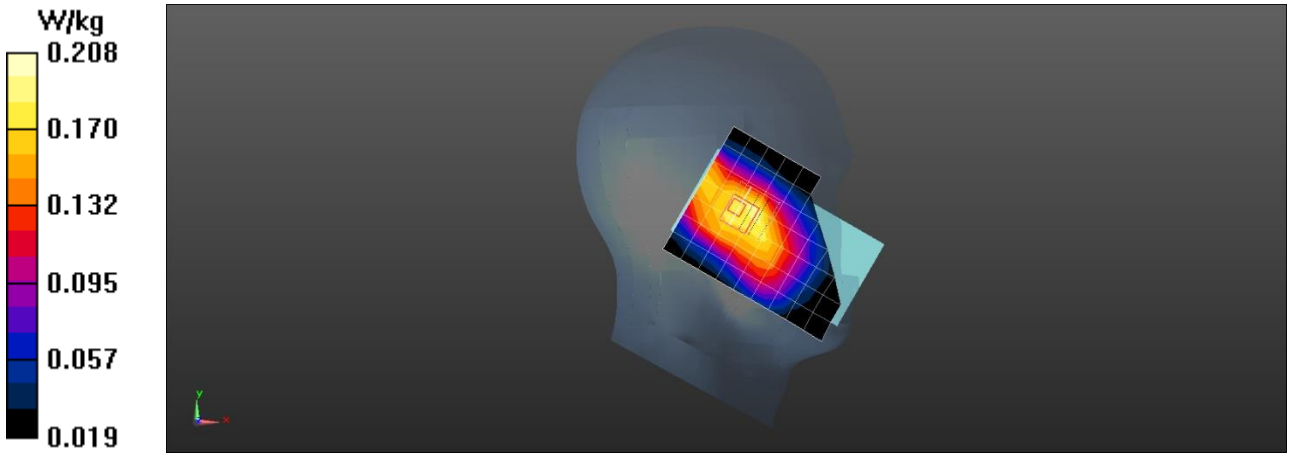

Date: 2025/3/11

Test Laboratory: LCS-SAR Lab

WCDMA V RMC 4182CH Rear side 10mm

DUT: smartphone; Type: L68C; Serial: A250219105-1

Communication System: UID 0, WCDMA (0); Frequency: 836.4 MHz;Duty Cycle: 1:1
Medium parameters used (interpolated): f = 836.4 MHz; σ = 0.927 S/m; ε_r = 41.697; ρ = 1000 kg/m^3
Phantom section: Flat Section

DASY Configuration:

- Probe: EX3DV4 - SN3805; ConvF(9.08, 9.08, 9.08); Calibrated: 2025/2/25;
- Sensor-Surface: 1.4mm (Mechanical Surface Detection)
- Electronics: DAE3 Sn373; Calibrated: 2025/2/17
- Phantom: SAM v5.0; Type: SAM; Serial: 1850
- DASY52 52.8.8(1222); SEMCAD X 14.6.10(7331)

Configuration/Unnamed procedure/Area Scan (8x13x1): Measurement grid: dx=15mm, dy=15mm
Maximum value of SAR (measured) = 0.336 W/kg

Configuration/Unnamed procedure/Zoom Scan (5x5x7)/Cube 0: Measurement grid: dx=8mm, dy=8mm, dz=5mm
Reference Value = 11.70 V/m; Power Drift = -0.03 dB
Peak SAR (extrapolated) = 0.401 W/kg
SAR(1 g) = 0.258 W/kg; SAR(10 g) = 0.186 W/kg
Maximum value of SAR (measured) = 0.340 W/kg

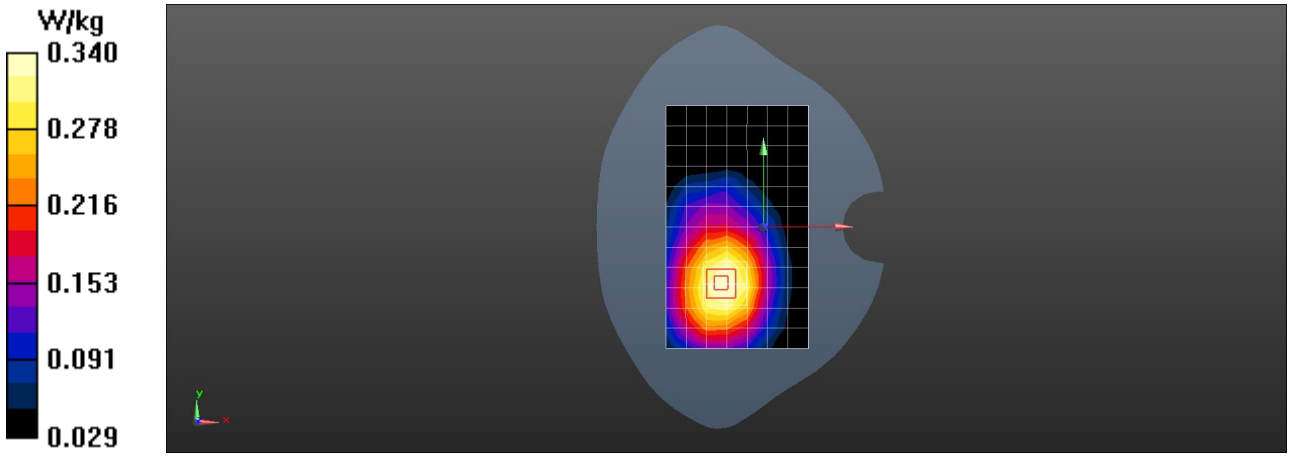

Date: 2025/3/13

Test Laboratory: LCS-SAR Lab

LTE B2 20M QPSK 19100CH 1RB0 Left Cheek

DUT: smartphone; Type: L68C; Serial: A250219105-1

Communication System: UID 0, LTE-FDD (0); Frequency: 1900 MHz;Duty Cycle: 1:1
Medium parameters used: f = 1900 MHz; σ = 1.402 S/m; ε_r = 40.316; ρ = 1000 kg/m^3
Phantom section: Left Section

DASY Configuration:

- Probe: EX3DV4 - SN3805; ConvF(7.80, 7.80, 7.80); Calibrated: 2025/2/25;
- Sensor-Surface: 1.4mm (Mechanical Surface Detection)
- Electronics: DAE3 Sn373; Calibrated: 2025/2/17
- Phantom: SAM v5.0; Type: SAM; Serial: 1850
- DASY52 52.8.8(1222); SEMCAD X 14.6.10(7331)

Configuration/Unnamed procedure/Area Scan (8x11x1): Measurement grid: dx=15mm, dy=15mm
Maximum value of SAR (measured) = 0.305 W/kg

Configuration/Unnamed procedure/Zoom Scan (5x5x7)/Cube 0: Measurement grid: dx=8mm, dy=8mm, dz=5mm
Reference Value = 4.684 V/m; Power Drift = 0.02 dB
Peak SAR (extrapolated) = 0.497 W/kg
SAR(1 g) = 0.246 W/kg; SAR(10 g) = 0.135 W/kg
Maximum value of SAR (measured) = 0.378 W/kg

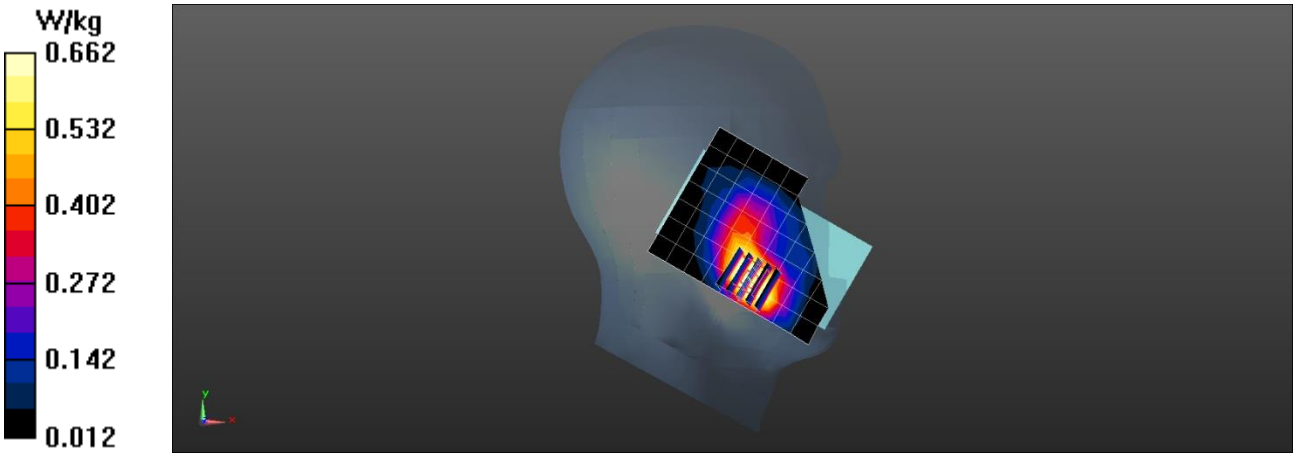

Date: 2025/3/13

Test Laboratory: LCS-SAR Lab

LTE B2 20M QPSK 19100CH 1RB0 Rear side 10mm

DUT: smartphone; Type: L68C; Serial: A250219105-1

Communication System: UID 0, LTE-FDD (0); Frequency: 1900 MHz;Duty Cycle: 1:1
Medium parameters used: f = 1900 MHz; σ = 1.402 S/m; ε_r = 40.316; ρ = 1000 kg/m^3
Phantom section: Flat Section

DASY Configuration:

- Probe: EX3DV4 - SN3805; ConvF(7.80, 7.80, 7.80); Calibrated: 2025/2/25;
- Sensor-Surface: 1.4mm (Mechanical Surface Detection)
- Electronics: DAE3 Sn373; Calibrated: 2025/2/17
- Phantom: SAM v5.0; Type: SAM; Serial: 1850
- DASY52 52.8.8(1222); SEMCAD X 14.6.10(7331)

Configuration/Unnamed procedure/Area Scan (10x15x1): Measurement grid: dx=12mm, dy=12mm
Maximum value of SAR (measured) = 0.622 W/kg

Configuration/Unnamed procedure/Zoom Scan (7x7x7)/Cube 0: Measurement grid: dx=5mm, dy=5mm, dz=5mm
Reference Value = 17.58 V/m; Power Drift = -0.01 dB
Peak SAR (extrapolated) = 1.50 W/kg
SAR(1 g) = 0.613 W/kg; SAR(10 g) = 0.322 W/kg
Maximum value of SAR (measured) = 0.637 W/kg

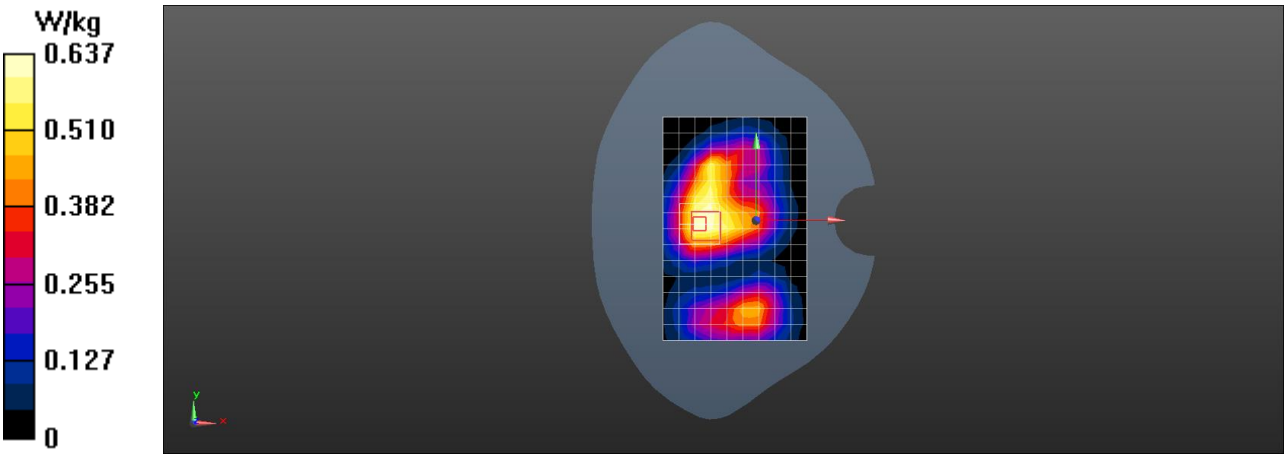

Date: 2025/3/11

Test Laboratory: LCS-SAR Lab

LTE B5 10M QPSK 20600CH 1RB24 Left Cheek

DUT: smartphone; Type: L68C; Serial: A250219105-1

Communication System: UID 0, LTE-FDD (0); Frequency: 844 MHz;Duty Cycle: 1:1
Medium parameters used (interpolated): f = 844 MHz; σ = 0.921 S/m; ε_r = 42.715; ρ = 1000 kg/m^3
Phantom section: Left Section

DASY Configuration:

- Probe: EX3DV4 - SN3805; ConvF(9.08, 9.08, 9.08); Calibrated: 2025/2/25;
- Sensor-Surface: 1.4mm (Mechanical Surface Detection)
- Electronics: DAE3 Sn373; Calibrated: 2025/2/17
- Phantom: SAM v5.0; Type: SAM; Serial: 1850
- DASY52 52.8.8(1222); SEMCAD X 14.6.10(7331)

Configuration/Unnamed procedure/Area Scan (8x11x1): Measurement grid: dx=15mm, dy=15mm

Maximum value of SAR (measured) = 0.637 W/kg

Configuration/Unnamed procedure/Zoom Scan (5x5x7)/Cube 0: Measurement grid: dx=8mm, dy=8mm, dz=5mm
Reference Value = 3.494 V/m; Power Drift = -0.08 dB
Peak SAR (extrapolated) = 1.06 W/kg
SAR(1 g) = 0.535 W/kg; SAR(10 g) = 0.296 W/kg
Maximum value of SAR (measured) = 0.650 W/kg

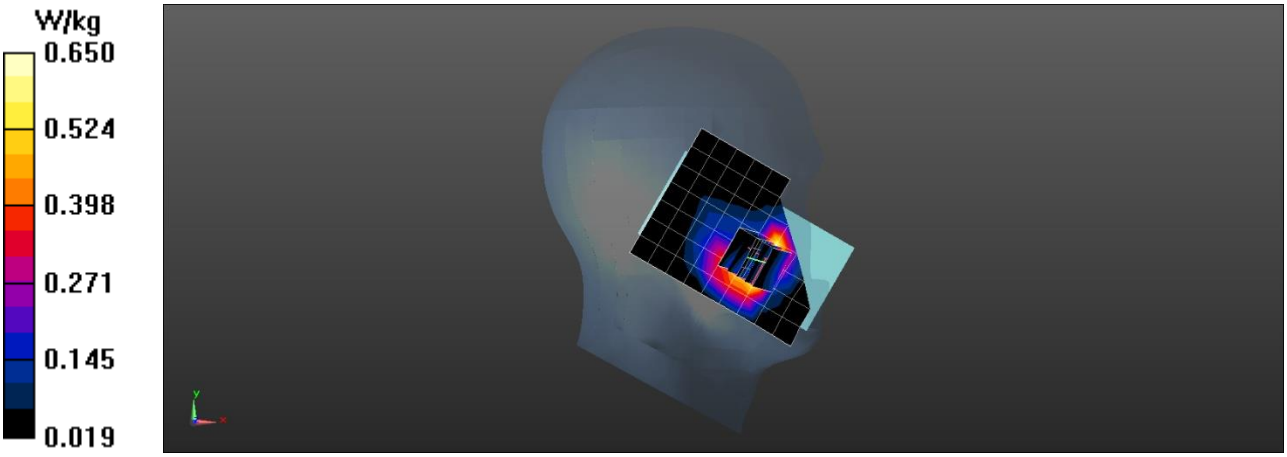

Date: 2024/12/11

Test Laboratory: LCS-SAR Lab

LTE B5 10M QPSK 20600CH 1RB24 Rear side 10mm

DUT: smartphone; Type: L68C; Serial: A250219105-1

Communication System: UID 0, LTE-FDD (0); Frequency: 844 MHz;Duty Cycle: 1:1
Medium parameters used (interpolated): f = 844 MHz; σ = 0.921 S/m; ε_r = 42.715; ρ = 1000 kg/m^3
Phantom section: Flat Section

DASY Configuration:

- Probe: EX3DV4 - SN3805; ConvF(9.08, 9.08, 9.08); Calibrated: 2025/2/25;
- Sensor-Surface: 1.4mm (Mechanical Surface Detection)
- Electronics: DAE3 Sn373; Calibrated: 2025/2/17
- Phantom: SAM v5.0; Type: SAM; Serial: 1850
- DASY52 52.8.8(1222); SEMCAD X 14.6.10(7331)

Configuration/Unnamed procedure/Area Scan (10x15x1): Measurement grid: dx=12mm, dy=12mm

Maximum value of SAR (measured) = 0.935 W/kg

Configuration/Unnamed procedure/Zoom Scan (7x7x7)/Cube 0: Measurement grid: dx=5mm, dy=5mm, dz=5mm
Reference Value = 9.151 V/m; Power Drift = -0.12 dB
Peak SAR (extrapolated) = 1.50 W/kg
SAR(1 g) = 0.762 W/kg; SAR(10 g) = 0.475 W/kg
Maximum value of SAR (measured) = 0.948 W/kg

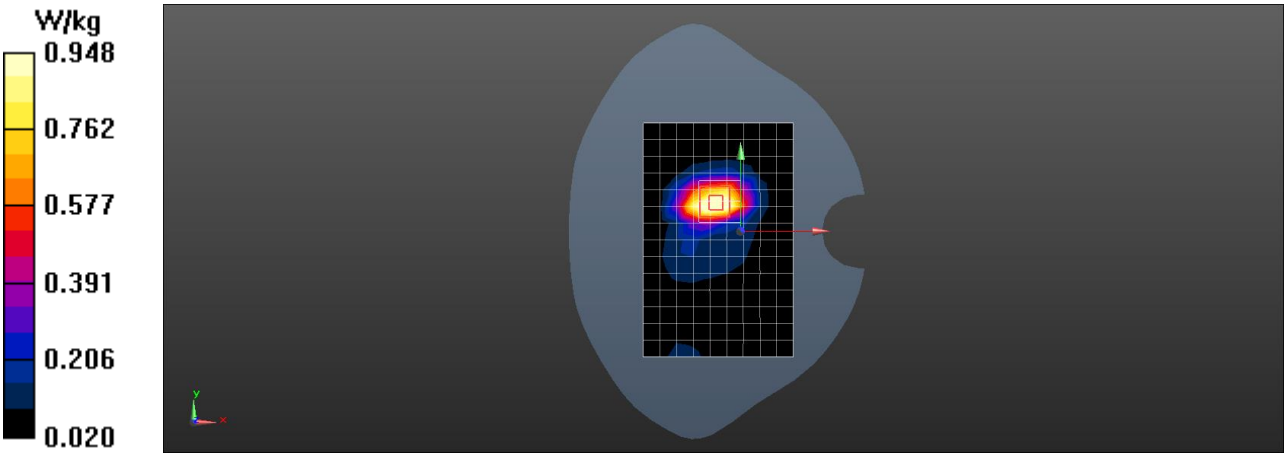

Date: 2025/3/15

Test Laboratory: LCS-SAR Lab

LTE B7 20M QPSK 20850CH 1RB0 Left Cheek

DUT: smartphone; Type: L68C; Serial: A250219105-1

Communication System: UID 0, LTE-FDD (0); Frequency: 2510 MHz;Duty Cycle: 1:1
Medium parameters used: f = 2510 MHz; σ = 1.885 S/m; ε_r = 39.829; ρ = 1000 kg/m^3
Phantom section: Left Section

DASY Configuration:

- Probe: EX3DV4 - SN3805; ConvF(7.25, 7.25, 7.25); Calibrated: 2025/2/25;
- Sensor-Surface: 1.4mm (Mechanical Surface Detection)
- Electronics: DAE3 Sn373; Calibrated: 2025/2/17
- Phantom: SAM v5.0; Type: SAM; Serial: 1850
- DASY52 52.8.8(1222); SEMCAD X 14.6.10(7331)

Configuration/Unnamed procedure/Area Scan (10x14x1): Measurement grid: dx=12mm, dy=12mm
Maximum value of SAR (measured) = 0.627 W/kg

Configuration/Unnamed procedure/Zoom Scan (7x7x7)/Cube 0: Measurement grid: dx=5mm, dy=5mm, dz=5mm
Reference Value = 2.294 V/m; Power Drift = -0.04 dB
Peak SAR (extrapolated) = 1.05 W/kg
SAR(1 g) = 0.601 W/kg; SAR(10 g) = 0.322 W/kg
Maximum value of SAR (measured) = 0.632 W/kg

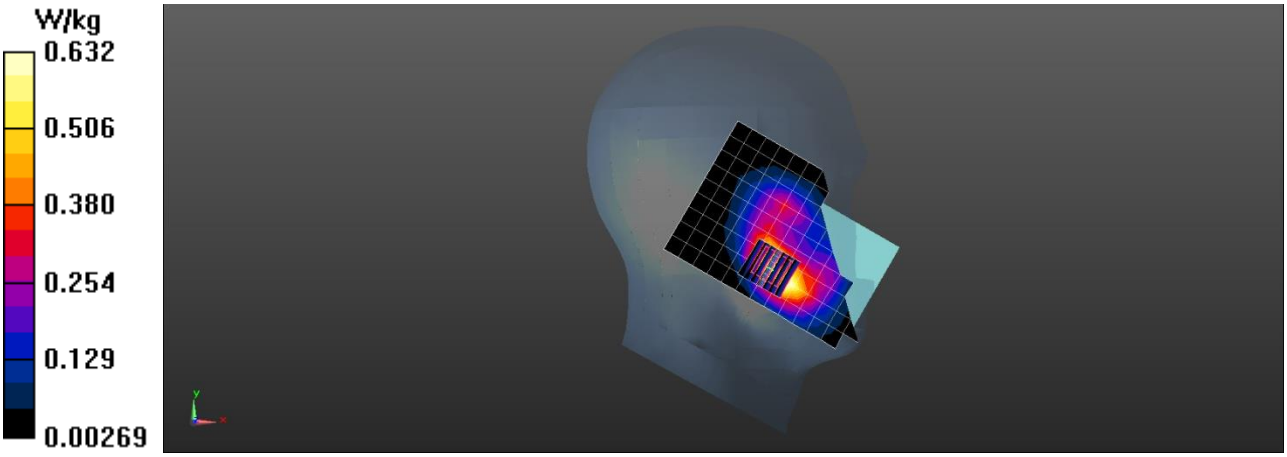

Date: 2025/3/15

Test Laboratory: LCS-SAR Lab

LTE B7 20M QPSK 20850CH 1RB0 Rear side 10mm

DUT: smartphone; Type: L68C; Serial: A250219105-1

Communication System: UID 0, LTE-FDD (0); Frequency: 2510 MHz;Duty Cycle: 1:1
Medium parameters used: f = 2510 MHz; σ = 1.885 S/m; ε_r = 39.829; ρ = 1000 kg/m^3
Phantom section: Left Section

DASY Configuration:

- Probe: EX3DV4 - SN3805; ConvF(7.25, 7.25, 7.25); Calibrated: 2025/2/25;
- Sensor-Surface: 1.4mm (Mechanical Surface Detection)
- Electronics: DAE3 Sn373; Calibrated: 2025/2/17
- Phantom: SAM v5.0; Type: SAM; Serial: 1850
- DASY52 52.8.8(1222); SEMCAD X 14.6.10(7331)

Configuration/Unnamed procedure/Area Scan (10x15x1): Measurement grid: dx=12mm, dy=12mm
Maximum value of SAR (measured) = 0.856 W/kg

Configuration/Unnamed procedure/Zoom Scan (7x7x7)/Cube 0: Measurement grid: dx=5mm, dy=5mm, dz=5mm
Reference Value = 5.709 V/m; Power Drift = -0.15 dB
Peak SAR (extrapolated) = 1.54 W/kg
SAR(1 g) = 0.782 W/kg; SAR(10 g) = 0.405 W/kg
Maximum value of SAR (measured) = 0.868 W/kg

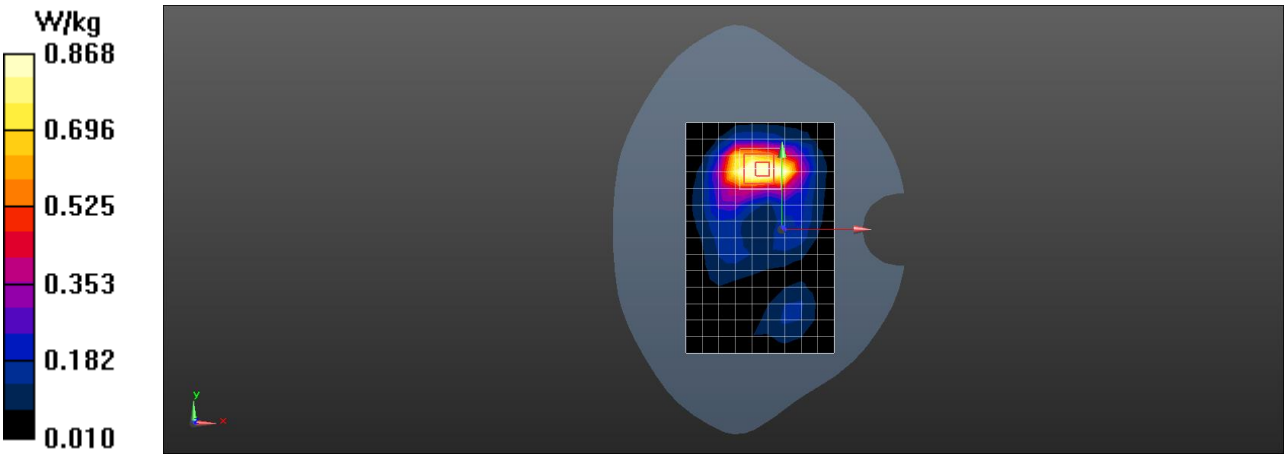

Date: 2025/3/10

Test Laboratory: LCS-SAR Lab

LTE B12 10M QPSK 23130CH 1RB24 Left Cheek

DUT: smartphone; Type: L68C; Serial: A250219105-1

Communication System: UID 0, LTE-FDD (0); Frequency: 711 MHz;Duty Cycle: 1:1
Medium parameters used (interpolated): f = 711 MHz; σ = 0.905S/m; ε_r = 42.296; ρ = 1000 kg/m^3
Phantom section: Left Section

DASY Configuration:

- Probe: EX3DV4 - SN3805; ConvF(9.48, 9.48, 9.48); Calibrated: 2025/2/25;
- Sensor-Surface: 1.4mm (Mechanical Surface Detection)
- Electronics: DAE3 Sn373; Calibrated: 2025/2/17
- Phantom: SAM v5.0; Type: SAM; Serial: 1850
- DASY52 52.8.8(1222); SEMCAD X 14.6.10(7331)

Configuration/Unnamed procedure/Area Scan (8x11x1): Measurement grid: dx=15mm, dy=15mm
Maximum value of SAR (measured) = 0.322 W/kg

Configuration/Unnamed procedure/Zoom Scan (5x5x7)/Cube 0: Measurement grid: dx=8mm, dy=8mm, dz=5mm
Reference Value = 10.96 V/m; Power Drift = 0.02 dB
Peak SAR (extrapolated) = 0.496 W/kg
SAR(1 g) = 0.24 W/kg; SAR(10 g) = 0.157 W/kg
Maximum value of SAR (measured) = 0.378 W/kg

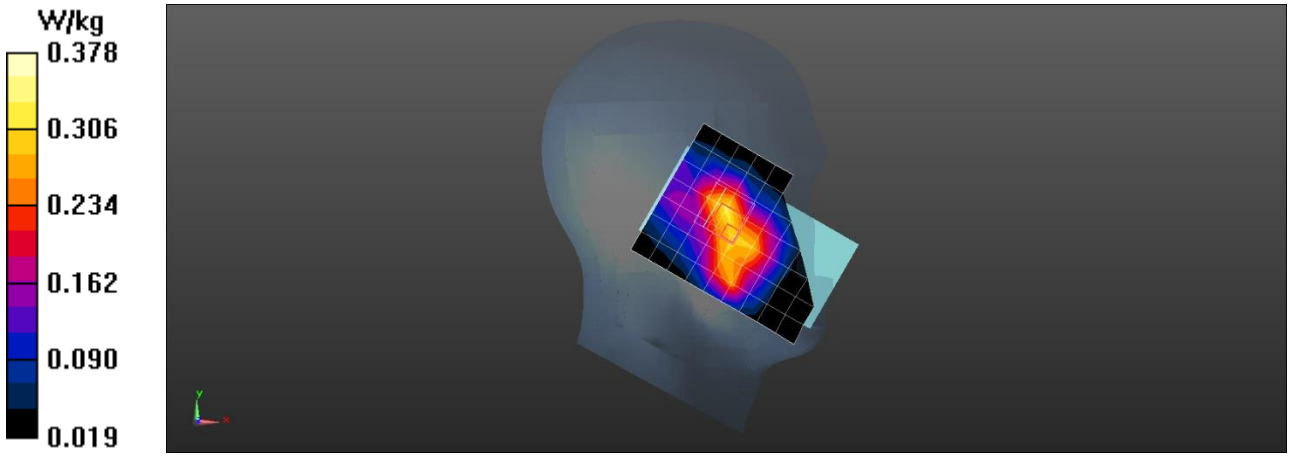

Date: 2025/3/10

Test Laboratory: LCS-SAR Lab

LTE B12 10M QPSK 23130CH 1RB0 Rear side 10mm

DUT: smartphone; Type: L68C; Serial: A250219105-1

Communication System: UID 0, LTE-FDD (0); Frequency: 711 MHz;Duty Cycle: 1:1
Medium parameters used (interpolated): f = 711 MHz; σ = 0.905S/m; ε_r = 42.296; ρ = 1000 kg/m^3
Phantom section: Left Section

DASY Configuration:

- Probe: EX3DV4 - SN3805; ConvF(9.48, 9.48, 9.48); Calibrated: 2025/2/25;
- Sensor-Surface: 1.4mm (Mechanical Surface Detection)
- Electronics: DAE3 Sn373; Calibrated: 2025/2/17
- Phantom: SAM v5.0; Type: SAM; Serial: 1850
- DASY52 52.8.8(1222); SEMCAD X 14.6.10(7331)

Configuration/Unnamed procedure/Area Scan (8x13x1): Measurement grid: dx=15mm, dy=15mm
Maximum value of SAR (measured) = 0.357 W/kg

Configuration/Unnamed procedure/Zoom Scan (5x5x7)/Cube 0: Measurement grid: dx=8mm, dy=8mm, dz=5mm
Reference Value = 10.80 V/m; Power Drift = -0.07 dB
Peak SAR (extrapolated) = 0.411 W/kg
SAR(1 g) = 0.281 W/kg; SAR(10 g) = 0.200 W/kg
Maximum value of SAR (measured) = 0.357 W/kg

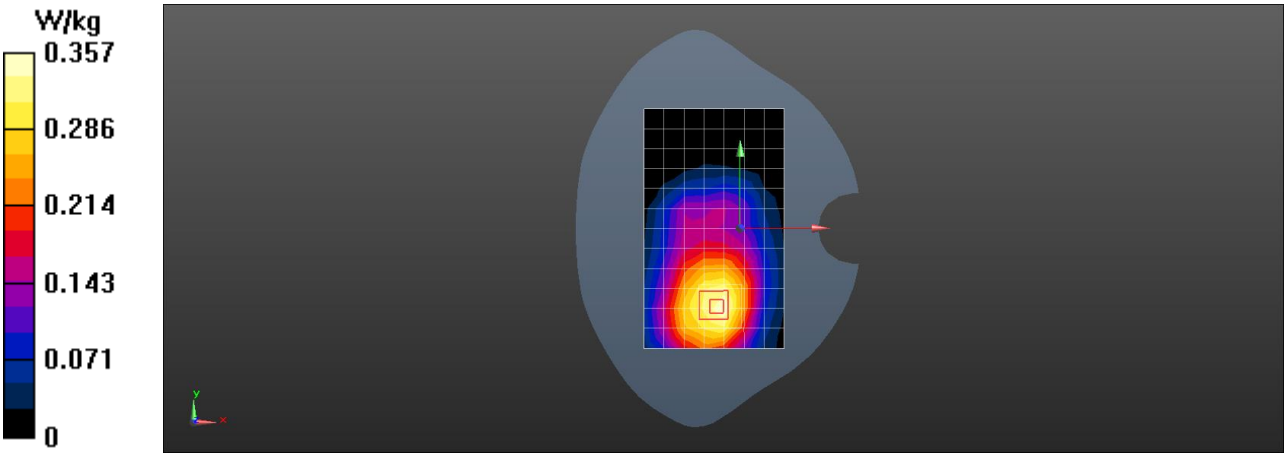

Date: 2025/3/12

Test Laboratory: LCS-SAR Lab

LTE B66 20M QPSK 132572CH 1RB0 Left Cheek

DUT: smartphone; Type: L68C; Serial: A250219105-1

Communication System: UID 0, LTE-FDD (0); Frequency: 1770 MHz;Duty Cycle: 1:1
Medium parameters used: f = 1770 MHz; σ = 1.333 S/m; εr = 40.217; ρ = 1000 kg/m^3
Phantom section: Left Section

DASY Configuration:

- Probe: EX3DV4 - SN3805; ConvF(8.14, 8.14, 8.14); Calibrated: 2025/2/25;
- Sensor-Surface: 1.4mm (Mechanical Surface Detection)
- Electronics: DAE3 Sn373; Calibrated: 2025/2/17
- Phantom: SAM v5.0; Type: SAM; Serial: 1850
- DASY52 52.8.8(1222); SEMCAD X 14.6.10(7331)

Configuration/Unnamed procedure/Area Scan (8x11x1): Measurement grid: dx=15mm, dy=15mm
Maximum value of SAR (measured) = 0.539 W/kg

Configuration/Unnamed procedure/Zoom Scan (5x5x7)/Cube 0: Measurement grid: dx=8mm, dy=8mm, dz=5mm
Reference Value = 3.514 V/m; Power Drift = -0.06 dB
Peak SAR (extrapolated) = 1.05 W/kg
SAR(1 g) = 0.489 W/kg; SAR(10 g) = 0.264 W/kg
Maximum value of SAR (measured) = 0.610 W/kg

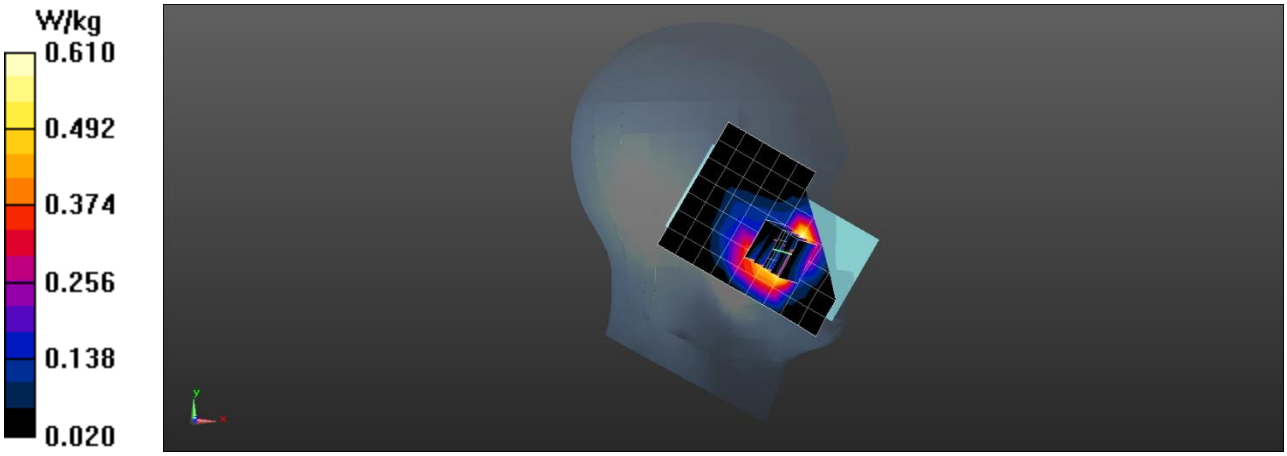

Date: 2025/3/12

Test Laboratory: LCS-SAR Lab

LTE B66 20M QPSK 132572CH 1RB0 Rear Side

DUT: smartphone; Type: L68C; Serial: A250219105-1

Communication System: UID 0, LTE-FDD (0); Frequency: 1770 MHz;Duty Cycle: 1:1
Medium parameters used: f = 1770 MHz; σ = 1.333 S/m; εr = 40.217; ρ = 1000 kg/m^3
Phantom section: Flat Section

DASY Configuration:

- Probe: EX3DV4 - SN3805; ConvF(8.14, 8.14, 8.14); Calibrated: 2025/2/25;
- Sensor-Surface: 1.4mm (Mechanical Surface Detection)
- Electronics: DAE3 Sn373; Calibrated: 2025/2/17
- Phantom: SAM v5.0; Type: SAM; Serial: 1850
- DASY52 52.8.8(1222); SEMCAD X 14.6.10(7331)

Configuration/Unnamed procedure/Area Scan (10x15x1): Measurement grid: dx=12mm, dy=12mm
Maximum value of SAR (measured) = 0.424 W/kg

Configuration/Unnamed procedure/Zoom Scan (7x7x7)/Cube 0: Measurement grid: dx=5mm, dy=5mm, dz=5mm
Reference Value = 7.238 V/m; Power Drift = -0.09 dB
Peak SAR (extrapolated) = 0.598 W/kg
SAR(1 g) = 0.355 W/kg; SAR(10 g) = 0.202 W/kg
Maximum value of SAR (measured) = 0.395 W/kg

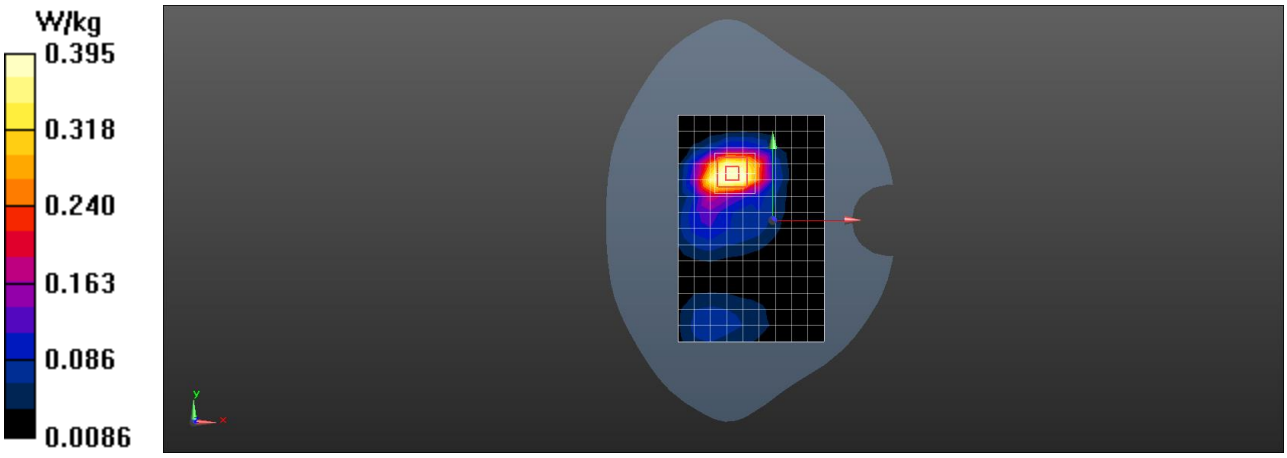

Date: 2025/3/14

Test Laboratory: LCS-SAR Lab

WIFI 2.4G 802.11b 6CH Left Cheek

DUT: smartphone; Type: L68C; Serial: A250219105-1

Communication System: UID 0, WIFI 2.4GHz (0); Frequency:2437 MHz;Duty Cycle: 1:1
Medium parameters used (extrapolated): f = 2437 MHz; σ = 1.762 S/m; ε_r = 39.654; ρ = 1000 kg/m^3
Phantom section: Left Section

DASY Configuration:

- Probe: EX3DV4 - SN3805; ConvF(9.48, 9.48, 9.48); Calibrated: 2025/2/25;
- Sensor-Surface: 1.4mm (Mechanical Surface Detection)
- Electronics: DAE3 Sn373; Calibrated: 2025/2/17
- Phantom: SAM v5.0; Type: SAM; Serial: 1850
- DASY52 52.8.8(1222); SEMCAD X 14.6.10(7331)

Configuration/Unnamed procedure 2/Area Scan (8x11x1): Measurement grid: dx=15mm, dy=15mm
Maximum value of SAR (measured) = 0.574 W/kg

Configuration/Unnamed procedure 2/Zoom Scan (5x5x7)/Cube 0: Measurement grid: dx=8mm, dy=8mm, dz=5mm
Reference Value = 5.663 V/m; Power Drift = -0.04 dB
Peak SAR (extrapolated) = 1.11 W/kg
SAR(1 g) = 0.546 W/kg; SAR(10 g) = 0.257 W/kg
Maximum value of SAR (measured) = 0.588 W/kg

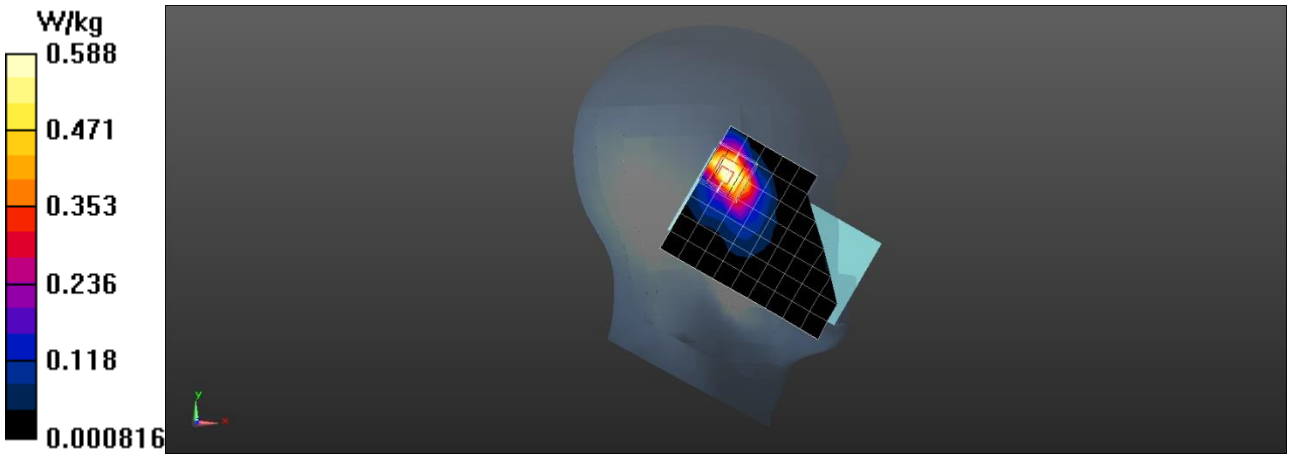

Date: 2025/3/14

Test Laboratory: LCS-SAR Lab

WIFI 2.4G 802.11b 6CH 1RB0 Rear side 10mm

DUT: smartphone; Type: L68C; Serial: A250219105-1

Communication System: UID 0,WIFI 2.4GHz (0); Frequency: 2437 MHz;Duty Cycle: 1:1
Medium parameters used (extrapolated): f = 2437 MHz; σ = 1.762 S/m; ε_r = 39.654; ρ = 1000 kg/m^3
Phantom section: Flat Section

DASY Configuration:

- Probe: EX3DV4 - SN3805; ConvF(9.48, 9.48, 9.48); Calibrated: 2025/2/25;
- Sensor-Surface: 1.4mm (Mechanical Surface Detection)
- Electronics: DAE3 Sn373; Calibrated: 2025/2/17
- Phantom: SAM v5.0; Type: SAM; Serial: 1850
- DASY52 52.8.8(1222); SEMCAD X 14.6.10(7331)

Configuration/Unnamed procedure/Area Scan (10x15x1): Measurement grid: dx=12mm, dy=12mm
Maximum value of SAR (measured) = 0.312 W/kg
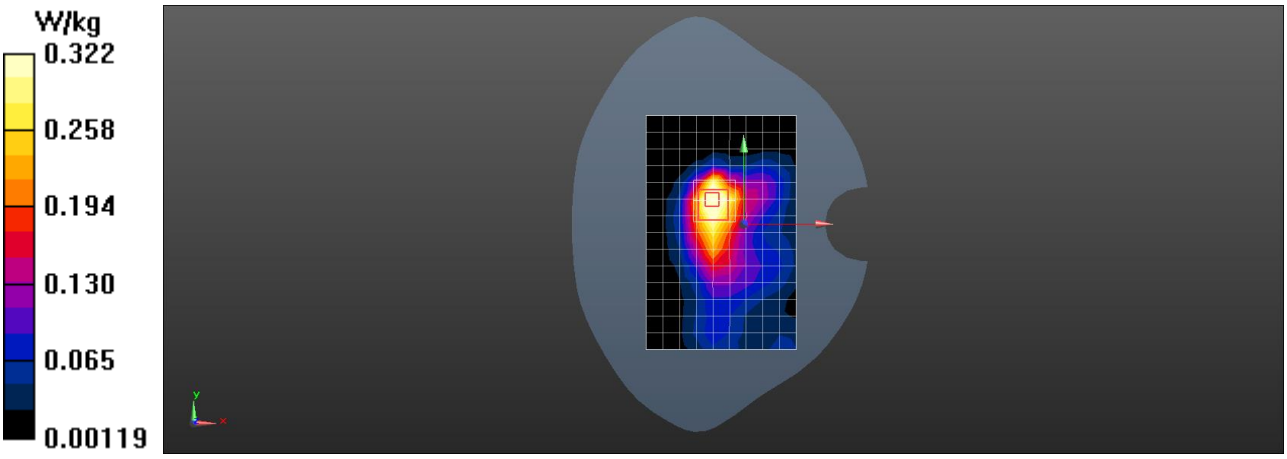
Configuration/Unnamed procedure/Zoom Scan (7x7x7)/Cube 0: Measurement grid: dx=5mm, dy=5mm, dz=5mm
Reference Value = 11.41 V/m; Power Drift = -0.06 dB
Peak SAR (extrapolated) = 0.562 W/kg
SAR(1 g) = 0.294 W/kg; SAR(10 g) = 0.155 W/kg
Maximum value of SAR (measured) = 0.322 W/kg