LTE Band 12 / 5MHz

Lowest Channel / QPSK

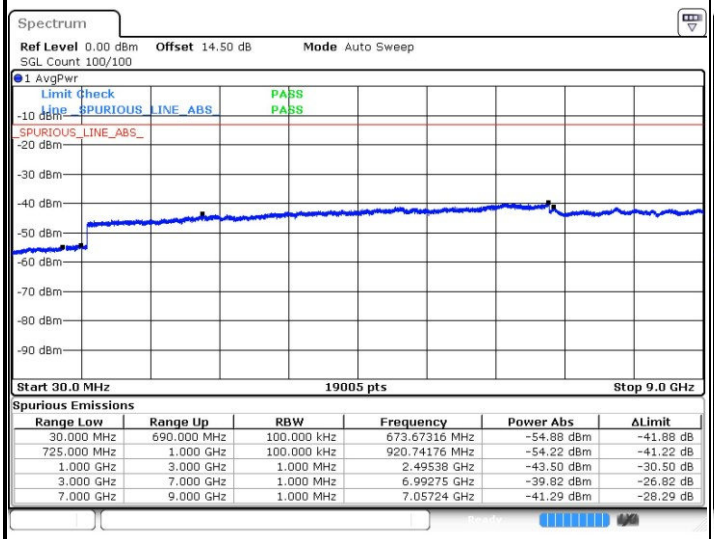

Spurious Emissions

Range Low	Range Up	RBW	Frequency	Power Abs	ΔLimit
30.000 MHz	690.000 MHz	100.000 kHz	673.67316 MHz	-54.88 dBm	-41.88 dB
725.000 MHz	1.000 GHz	100.000 kHz	920.74176 MHz	-54.22 dBm	-41.22 dB
1.000 GHz	3.000 GHz	1.000 MHz	2.49538 GHz	-43.50 dBm	-30.50 dB
3.000 GHz	7.000 GHz	1.000 MHz	6.99275 GHz	-39.82 dBm	-26.82 dB
7.000 GHz	9.000 GHz	1.000 MHz	7.05724 GHz	-41.29 dBm	-28.29 dB

Date: 6.JUN.2016 16:21:59

Lowest Channel / 16QAM

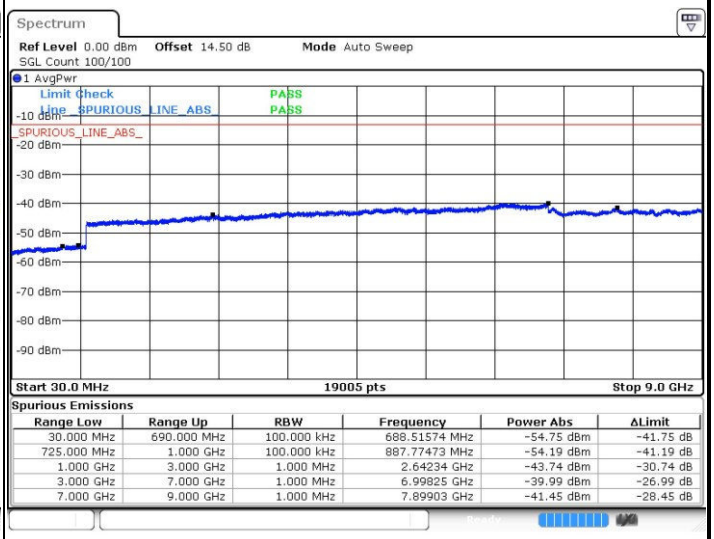

Spurious Emissions

Range Low	Range Up	RBW	Frequency	Power Abs	ΔLimit
30.000 MHz	690.000 MHz	100.000 kHz	688.51574 MHz	-54.75 dBm	-41.75 dB
725.000 MHz	1.000 GHz	100.000 kHz	887.77473 MHz	-54.19 dBm	-41.19 dB
1.000 GHz	3.000 GHz	1.000 MHz	2.64234 GHz	-43.74 dBm	-30.74 dB
3.000 GHz	7.000 GHz	1.000 MHz	6.99825 GHz	-39.99 dBm	-26.99 dB
7.000 GHz	9.000 GHz	1.000 MHz	7.89903 GHz	-41.45 dBm	-28.45 dB

Date: 6.JUN.2016 16:22:54

Middle Channel / QPSK

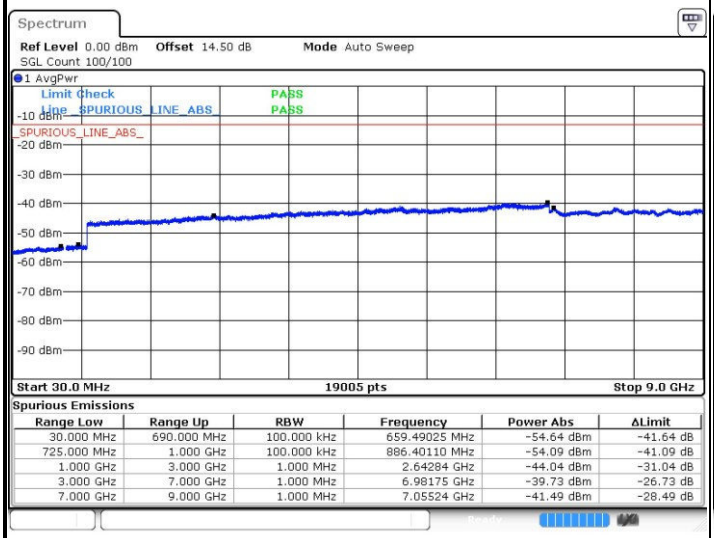

Spurious Emissions

Range Low	Range Up	RBW	Frequency	Power Abs	ΔLimit
30.000 MHz	690.000 MHz	100.000 kHz	659.49025 MHz	-54.64 dBm	-41.64 dB
725.000 MHz	1.000 GHz	100.000 kHz	886.40110 MHz	-54.09 dBm	-41.09 dB
1.000 GHz	3.000 GHz	1.000 MHz	2.64284 GHz	-44.04 dBm	-31.04 dB
3.000 GHz	7.000 GHz	1.000 MHz	6.98175 GHz	-39.73 dBm	-26.73 dB
7.000 GHz	9.000 GHz	1.000 MHz	7.05524 GHz	-41.49 dBm	-28.49 dB

Date: 6.JUN.2016 16:24:32

Middle Channel / 16QAM

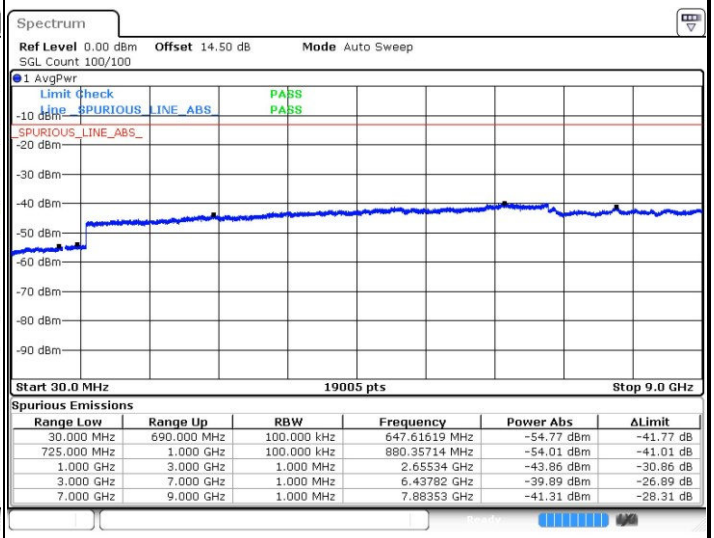

Spurious Emissions

Range Low	Range Up	RBW	Frequency	Power Abs	ΔLimit
30.000 MHz	690.000 MHz	100.000 kHz	647.61619 MHz	-54.77 dBm	-41.77 dB
725.000 MHz	1.000 GHz	100.000 kHz	880.35714 MHz	-54.01 dBm	-41.01 dB
1.000 GHz	3.000 GHz	1.000 MHz	2.65534 GHz	-43.86 dBm	-30.86 dB
3.000 GHz	7.000 GHz	1.000 MHz	6.43782 GHz	-39.89 dBm	-26.89 dB
7.000 GHz	9.000 GHz	1.000 MHz	7.88353 GHz	-41.31 dBm	-28.31 dB

Date: 6.JUN.2016 16:25:27

LTE Band 12 / 5MHz

Highest Channel / QPSK

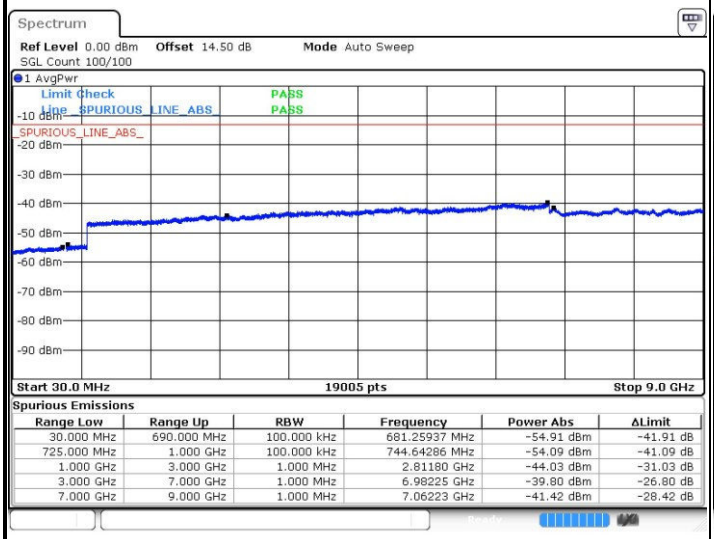

Spurious Emissions

Range Low	Range Up	RBW	Frequency	Power Abs	ΔLimit
30.000 MHz	690.000 MHz	100.000 kHz	681.25937 MHz	-54.91 dBm	-41.91 dB
725.000 MHz	1.000 GHz	100.000 kHz	744.64286 MHz	-54.09 dBm	-41.09 dB
1.000 GHz	3.000 GHz	1.000 MHz	2.81180 GHz	-44.03 dBm	-31.03 dB
3.000 GHz	7.000 GHz	1.000 MHz	6.98225 GHz	-39.80 dBm	-26.80 dB
7.000 GHz	9.000 GHz	1.000 MHz	7.06223 GHz	-41.42 dBm	-28.42 dB

Date: 6.JUN.2016 16:35:10

Highest Channel / 16QAM

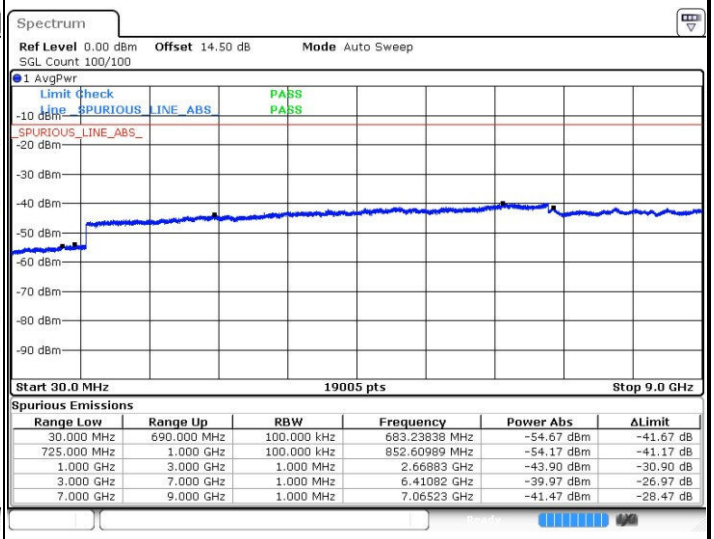

Spurious Emissions

Range Low	Range Up	RBW	Frequency	Power Abs	ΔLimit
30.000 MHz	690.000 MHz	100.000 kHz	683.23838 MHz	-54.67 dBm	-41.67 dB
725.000 MHz	1.000 GHz	100.000 kHz	852.60989 MHz	-54.17 dBm	-41.17 dB
1.000 GHz	3.000 GHz	1.000 MHz	2.66883 GHz	-43.90 dBm	-30.90 dB
3.000 GHz	7.000 GHz	1.000 MHz	6.41082 GHz	-39.97 dBm	-26.97 dB
7.000 GHz	9.000 GHz	1.000 MHz	7.06523 GHz	-41.47 dBm	-28.47 dB

Date: 6.JUN.2016 16:36:05

LTE Band 12 / 10MHz

Lowest Channel / QPSK

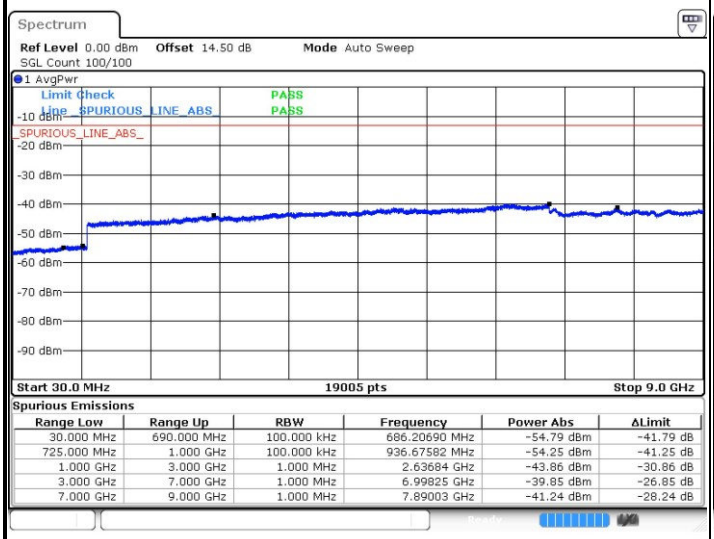

Spurious Emissions

Range Low	Range Up	RBW	Frequency	Power Abs	ΔLimit
30.000 MHz	690.000 MHz	100.000 kHz	686.20690 MHz	-54.79 dBm	-41.79 dB
725.000 MHz	1.000 GHz	100.000 kHz	936.67582 MHz	-54.25 dBm	-41.25 dB
1.000 GHz	3.000 GHz	1.000 MHz	2.63684 GHz	-43.86 dBm	-30.86 dB
3.000 GHz	7.000 GHz	1.000 MHz	6.99825 GHz	-39.85 dBm	-26.85 dB
7.000 GHz	9.000 GHz	1.000 MHz	7.89003 GHz	-41.24 dBm	-28.24 dB

Date: 6.JUN.2016 16:45:48

Lowest Channel / 16QAM

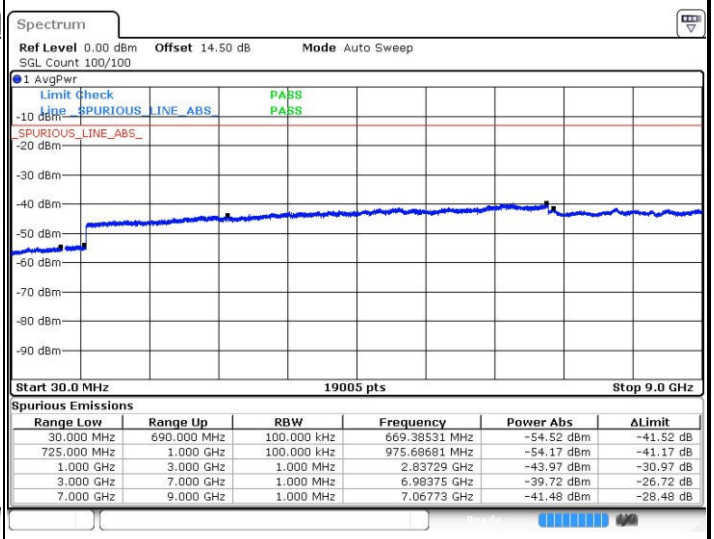

Spurious Emissions

Range Low	Range Up	RBW	Frequency	Power Abs	ΔLimit
30.000 MHz	690.000 MHz	100.000 kHz	669.38531 MHz	-54.52 dBm	-41.52 dB
725.000 MHz	1.000 GHz	100.000 kHz	975.68681 MHz	-54.17 dBm	-41.17 dB
1.000 GHz	3.000 GHz	1.000 MHz	2.83729 GHz	-43.97 dBm	-30.97 dB
3.000 GHz	7.000 GHz	1.000 MHz	6.98375 GHz	-39.72 dBm	-26.72 dB
7.000 GHz	9.000 GHz	1.000 MHz	7.06773 GHz	-41.48 dBm	-28.48 dB

Date: 6.JUN.2016 16:46:43

LTE Band 12 / 10MHz

Middle Channel / QPSK

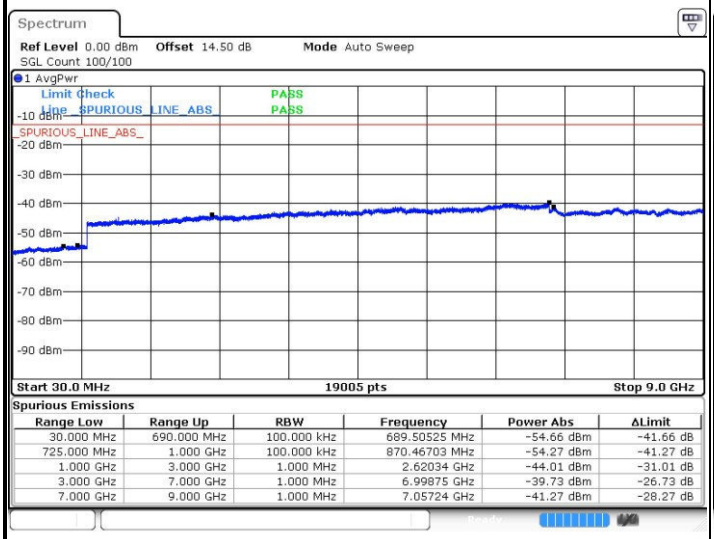

Spurious Emissions

Range Low	Range Up	RBW	Frequency	Power Abs	ΔLimit
30.000 MHz	690.000 MHz	100.000 kHz	689.50525 MHz	-54.66 dBm	-41.66 dB
725.000 MHz	1.000 GHz	100.000 kHz	870.46703 MHz	-54.27 dBm	-41.27 dB
1.000 GHz	3.000 GHz	1.000 MHz	2.62034 GHz	-44.01 dBm	-31.01 dB
3.000 GHz	7.000 GHz	1.000 MHz	6.99875 GHz	-39.73 dBm	-26.73 dB
7.000 GHz	9.000 GHz	1.000 MHz	7.05724 GHz	-41.27 dBm	-28.27 dB

Date: 6.JUN.2016 16:48:21

Middle Channel / 16QAM

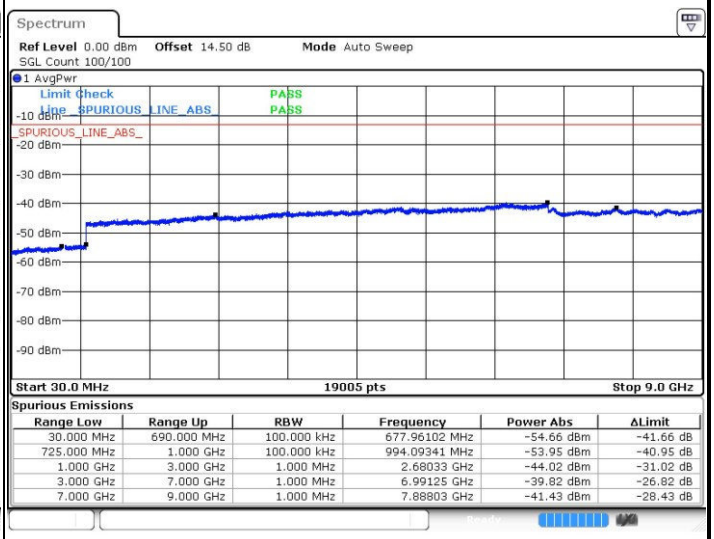

Spurious Emissions

Range Low	Range Up	RBW	Frequency	Power Abs	ΔLimit
30.000 MHz	690.000 MHz	100.000 kHz	677.96102 MHz	-54.66 dBm	-41.66 dB
725.000 MHz	1.000 GHz	100.000 kHz	994.09341 MHz	-53.95 dBm	-40.95 dB
1.000 GHz	3.000 GHz	1.000 MHz	2.68033 GHz	-44.02 dBm	-31.02 dB
3.000 GHz	7.000 GHz	1.000 MHz	6.99125 GHz	-39.82 dBm	-26.82 dB
7.000 GHz	9.000 GHz	1.000 MHz	7.88803 GHz	-41.43 dBm	-28.43 dB

Date: 6.JUN.2016 16:49:16

Highest Channel / QPSK

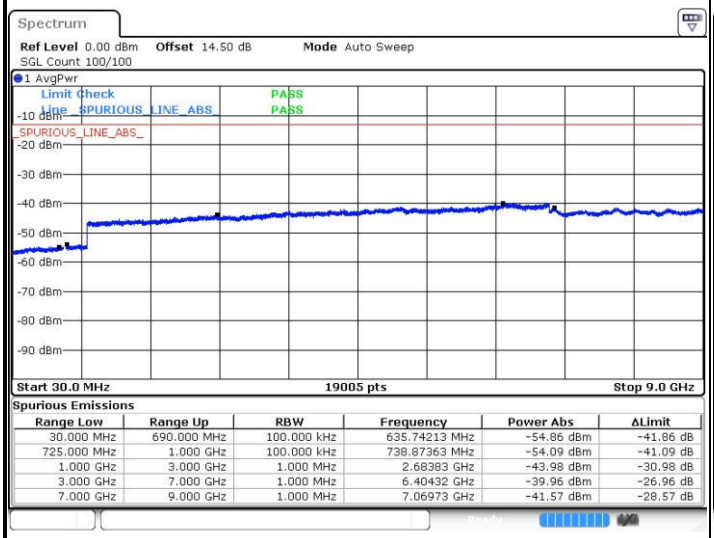

Spurious Emissions

Range Low	Range Up	RBW	Frequency	Power Abs	ΔLimit
30.000 MHz	690.000 MHz	100.000 kHz	635.74213 MHz	-54.86 dBm	-41.86 dB
725.000 MHz	1.000 GHz	100.000 kHz	738.87363 MHz	-54.09 dBm	-41.09 dB
1.000 GHz	3.000 GHz	1.000 MHz	2.68383 GHz	-43.98 dBm	-30.98 dB
3.000 GHz	7.000 GHz	1.000 MHz	6.40432 GHz	-39.96 dBm	-26.96 dB
7.000 GHz	9.000 GHz	1.000 MHz	7.06973 GHz	-41.57 dBm	-28.57 dB

Date: 6.JUN.2016 16:58:58

Highest Channel / 16QAM

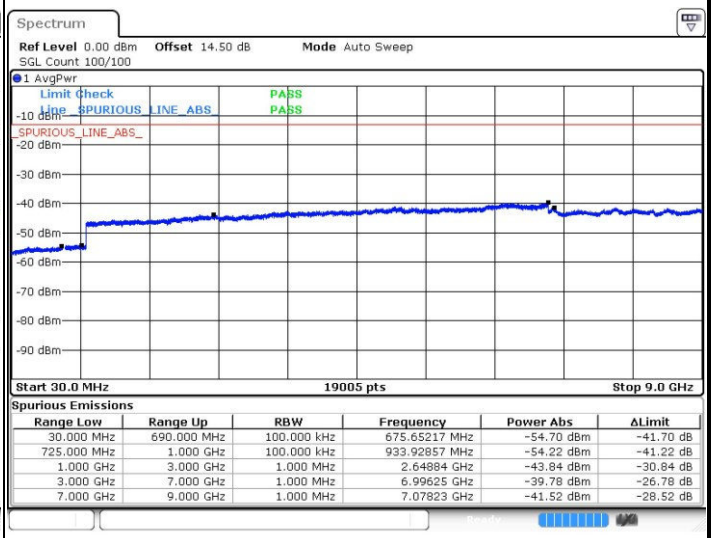

Spurious Emissions

Range Low	Range Up	RBW	Frequency	Power Abs	ΔLimit
30.000 MHz	690.000 MHz	100.000 kHz	675.65217 MHz	-54.70 dBm	-41.70 dB
725.000 MHz	1.000 GHz	100.000 kHz	933.92857 MHz	-54.22 dBm	-41.22 dB
1.000 GHz	3.000 GHz	1.000 MHz	2.64884 GHz	-43.84 dBm	-30.84 dB
3.000 GHz	7.000 GHz	1.000 MHz	6.99625 GHz	-39.78 dBm	-26.78 dB
7.000 GHz	9.000 GHz	1.000 MHz	7.07823 GHz	-41.52 dBm	-28.52 dB

Date: 6.JUN.2016 16:59:54

LTE Band 17 / 5MHz

Lowest Channel / QPSK

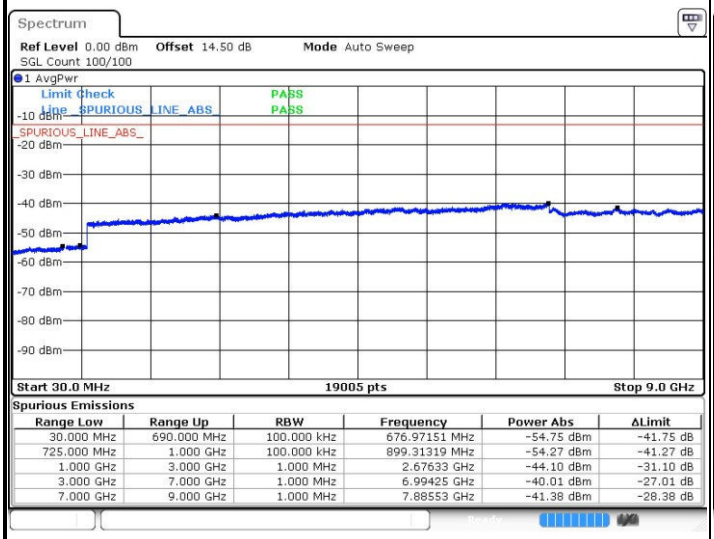

Spurious Emissions

Range Low	Range Up	RBW	Frequency	Power Abs	ΔLimit
30.000 MHz	690.000 MHz	100.000 kHz	676.97151 MHz	-54.75 dBm	-41.75 dB
725.000 MHz	1.000 GHz	100.000 kHz	899.31319 MHz	-54.27 dBm	-41.27 dB
1.000 GHz	3.000 GHz	1.000 MHz	2.67633 GHz	-44.10 dBm	-31.10 dB
3.000 GHz	7.000 GHz	1.000 MHz	6.99425 GHz	-40.01 dBm	-27.01 dB
7.000 GHz	9.000 GHz	1.000 MHz	7.88553 GHz	-41.38 dBm	-28.38 dB

Date: 6.JUN.2016 17:20:10

Lowest Channel / 16QAM

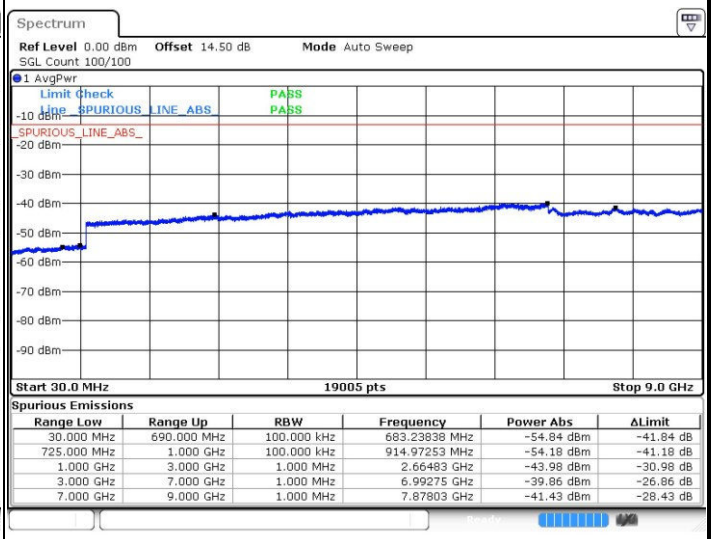

Spurious Emissions

Range Low	Range Up	RBW	Frequency	Power Abs	ΔLimit
30.000 MHz	690.000 MHz	100.000 kHz	683.23838 MHz	-54.84 dBm	-41.84 dB
725.000 MHz	1.000 GHz	100.000 kHz	914.97253 MHz	-54.18 dBm	-41.18 dB
1.000 GHz	3.000 GHz	1.000 MHz	2.66483 GHz	-43.98 dBm	-30.98 dB
3.000 GHz	7.000 GHz	1.000 MHz	6.99275 GHz	-39.86 dBm	-26.86 dB
7.000 GHz	9.000 GHz	1.000 MHz	7.87803 GHz	-41.43 dBm	-28.43 dB

Date: 6.JUN.2016 17:21:05

Middle Channel / QPSK

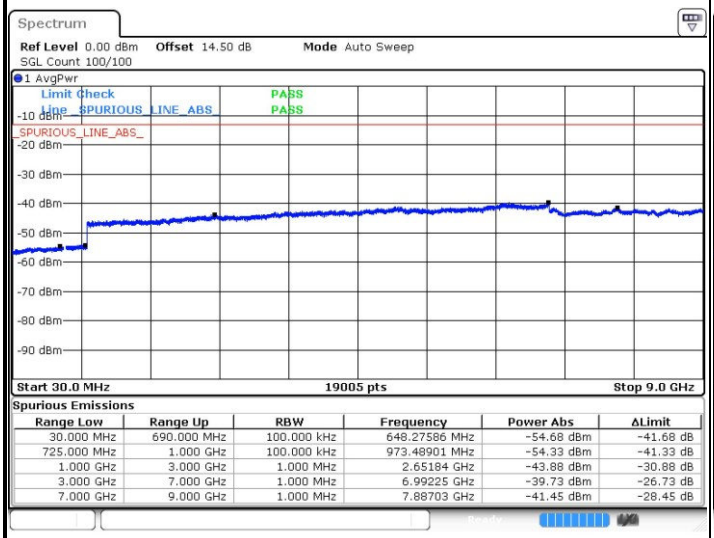

Spurious Emissions

Range Low	Range Up	RBW	Frequency	Power Abs	ΔLimit
30.000 MHz	690.000 MHz	100.000 kHz	648.27586 MHz	-54.68 dBm	-41.68 dB
725.000 MHz	1.000 GHz	100.000 kHz	973.48901 MHz	-54.33 dBm	-41.33 dB
1.000 GHz	3.000 GHz	1.000 MHz	2.65184 GHz	-43.88 dBm	-30.88 dB
3.000 GHz	7.000 GHz	1.000 MHz	6.99225 GHz	-39.73 dBm	-26.73 dB
7.000 GHz	9.000 GHz	1.000 MHz	7.88703 GHz	-41.45 dBm	-28.45 dB

Date: 6.JUN.2016 17:22:43

Middle Channel / 16QAM

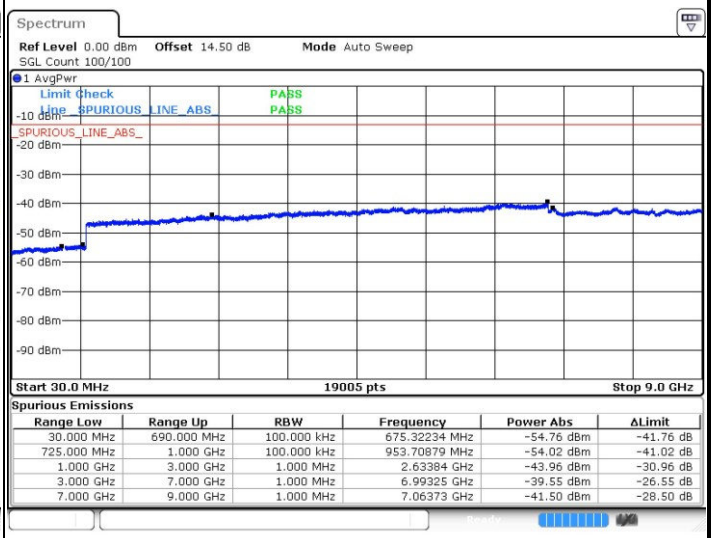

Spurious Emissions

Range Low	Range Up	RBW	Frequency	Power Abs	ΔLimit
30.000 MHz	690.000 MHz	100.000 kHz	675.32234 MHz	-54.76 dBm	-41.76 dB
725.000 MHz	1.000 GHz	100.000 kHz	953.70879 MHz	-54.02 dBm	-41.02 dB
1.000 GHz	3.000 GHz	1.000 MHz	2.63384 GHz	-43.96 dBm	-30.96 dB
3.000 GHz	7.000 GHz	1.000 MHz	6.99325 GHz	-39.55 dBm	-26.55 dB
7.000 GHz	9.000 GHz	1.000 MHz	7.06373 GHz	-41.50 dBm	-28.50 dB

Date: 6.JUN.2016 17:23:38

LTE Band 17 / 5MHz

Highest Channel / QPSK

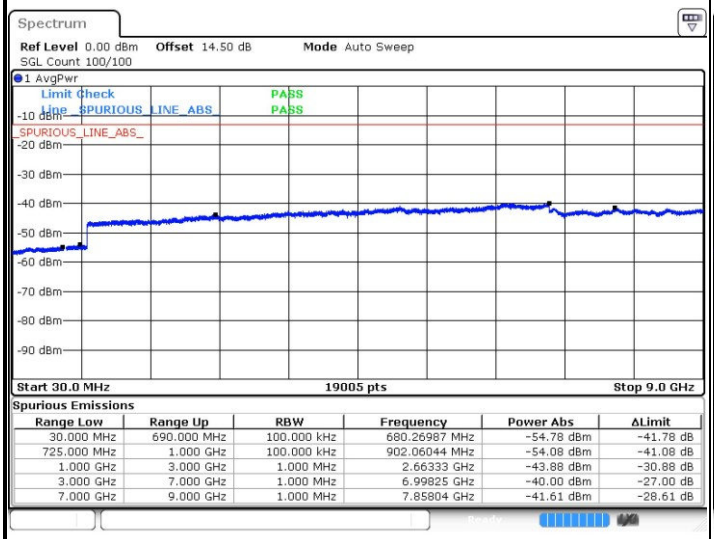

Spurious Emissions

Range Low	Range Up	RBW	Frequency	Power Abs	ΔLimit
30.000 MHz	690.000 MHz	100.000 kHz	680.26987 MHz	-54.78 dBm	-41.78 dB
725.000 MHz	1.000 GHz	100.000 kHz	902.06044 MHz	-54.08 dBm	-41.08 dB
1.000 GHz	3.000 GHz	1.000 MHz	2.66333 GHz	-43.88 dBm	-30.88 dB
3.000 GHz	7.000 GHz	1.000 MHz	6.99825 GHz	-40.00 dBm	-27.00 dB
7.000 GHz	9.000 GHz	1.000 MHz	7.85804 GHz	-41.61 dBm	-28.61 dB

Date: 6.JUN.2016 17:33:41

Highest Channel / 16QAM

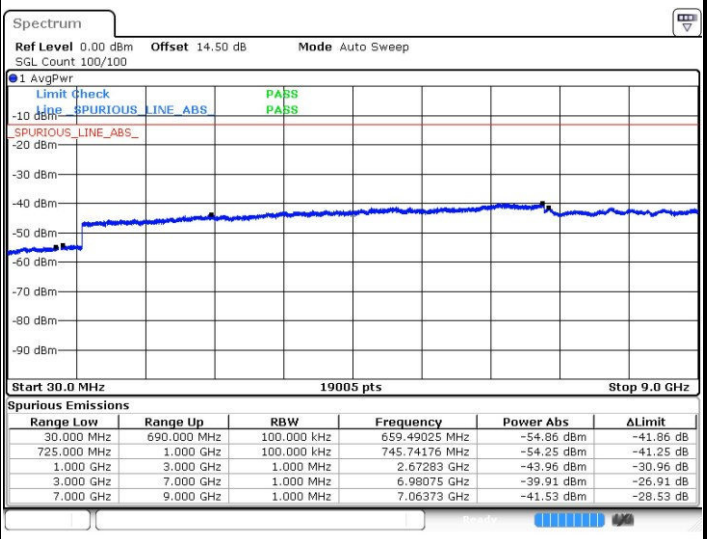

Spurious Emissions

Range Low	Range Up	RBW	Frequency	Power Abs	ΔLimit
30.000 MHz	690.000 MHz	100.000 kHz	659.49025 MHz	-54.86 dBm	-41.86 dB
725.000 MHz	1.000 GHz	100.000 kHz	745.74176 MHz	-54.25 dBm	-41.25 dB
1.000 GHz	3.000 GHz	1.000 MHz	2.67283 GHz	-43.96 dBm	-30.96 dB
3.000 GHz	7.000 GHz	1.000 MHz	6.98075 GHz	-39.91 dBm	-26.91 dB
7.000 GHz	9.000 GHz	1.000 MHz	7.06373 GHz	-41.53 dBm	-28.53 dB

Date: 6.JUN.2016 17:34:36

LTE Band 17 / 10MHz

Lowest Channel / QPSK

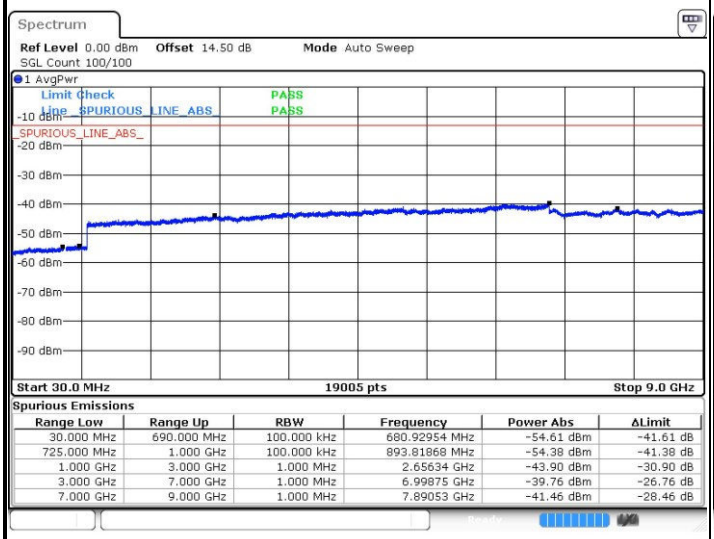

Spurious Emissions

Range Low	Range Up	RBW	Frequency	Power Abs	ΔLimit
30.000 MHz	690.000 MHz	100.000 kHz	680.92954 MHz	-54.61 dBm	-41.61 dB
725.000 MHz	1.000 GHz	100.000 kHz	893.81868 MHz	-54.38 dBm	-41.38 dB
1.000 GHz	3.000 GHz	1.000 MHz	2.65634 GHz	-43.90 dBm	-30.90 dB
3.000 GHz	7.000 GHz	1.000 MHz	6.99875 GHz	-39.76 dBm	-26.76 dB
7.000 GHz	9.000 GHz	1.000 MHz	7.89053 GHz	-41.46 dBm	-28.46 dB

Date: 6.JUN.2016 17:44:18

Lowest Channel / 16QAM

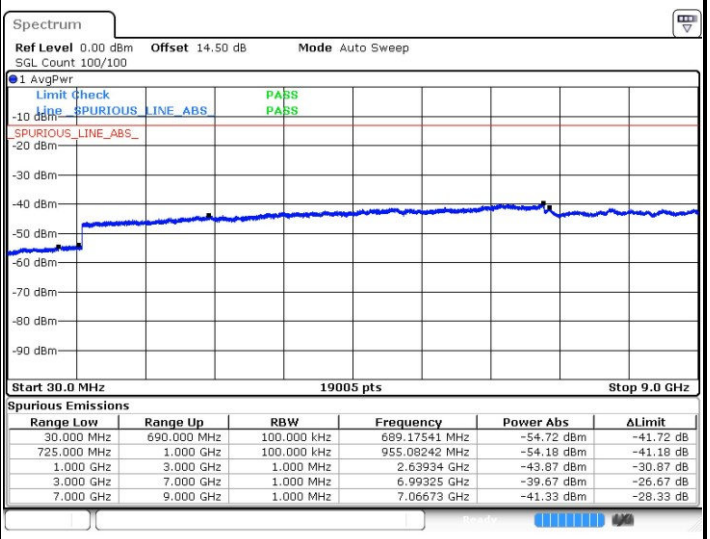

Spurious Emissions

Range Low	Range Up	RBW	Frequency	Power Abs	ΔLimit
30.000 MHz	690.000 MHz	100.000 kHz	689.17541 MHz	-54.72 dBm	-41.72 dB
725.000 MHz	1.000 GHz	100.000 kHz	955.08242 MHz	-54.18 dBm	-41.18 dB
1.000 GHz	3.000 GHz	1.000 MHz	2.63934 GHz	-43.87 dBm	-30.87 dB
3.000 GHz	7.000 GHz	1.000 MHz	6.99325 GHz	-39.67 dBm	-26.67 dB
7.000 GHz	9.000 GHz	1.000 MHz	7.06673 GHz	-41.33 dBm	-28.33 dB

Date: 6.JUN.2016 17:45:13

LTE Band 17 / 10MHz

Middle Channel / QPSK

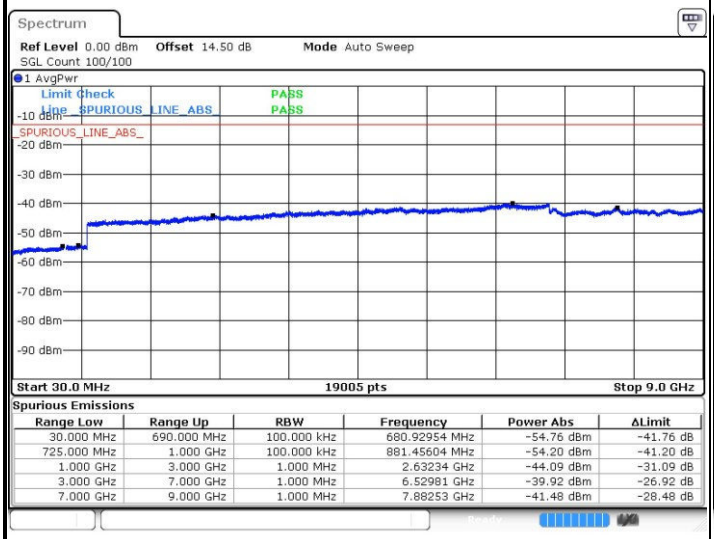

Spurious Emissions

Range Low	Range Up	RBW	Frequency	Power Abs	ΔLimit
30.000 MHz	690.000 MHz	100.000 kHz	680.92954 MHz	-54.76 dBm	-41.76 dB
725.000 MHz	1.000 GHz	100.000 kHz	881.45604 MHz	-54.20 dBm	-41.20 dB
1.000 GHz	3.000 GHz	1.000 MHz	2.63234 GHz	-44.09 dBm	-31.09 dB
3.000 GHz	7.000 GHz	1.000 MHz	6.52981 GHz	-39.92 dBm	-26.92 dB
7.000 GHz	9.000 GHz	1.000 MHz	7.88253 GHz	-41.48 dBm	-28.48 dB

Date: 6.JUN.2016 17:46:50

Middle Channel / 16QAM

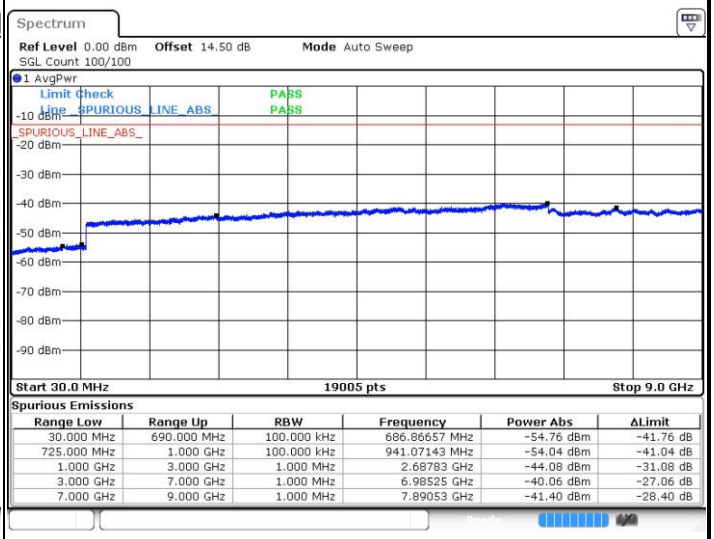

Spurious Emissions

Range Low	Range Up	RBW	Frequency	Power Abs	ΔLimit
30.000 MHz	690.000 MHz	100.000 kHz	686.86657 MHz	-54.76 dBm	-41.76 dB
725.000 MHz	1.000 GHz	100.000 kHz	941.07143 MHz	-54.04 dBm	-41.04 dB
1.000 GHz	3.000 GHz	1.000 MHz	2.68783 GHz	-44.08 dBm	-31.08 dB
3.000 GHz	7.000 GHz	1.000 MHz	6.98525 GHz	-40.06 dBm	-27.06 dB
7.000 GHz	9.000 GHz	1.000 MHz	7.89053 GHz	-41.40 dBm	-28.40 dB

Date: 6.JUN.2016 17:47:45

Highest Channel / QPSK

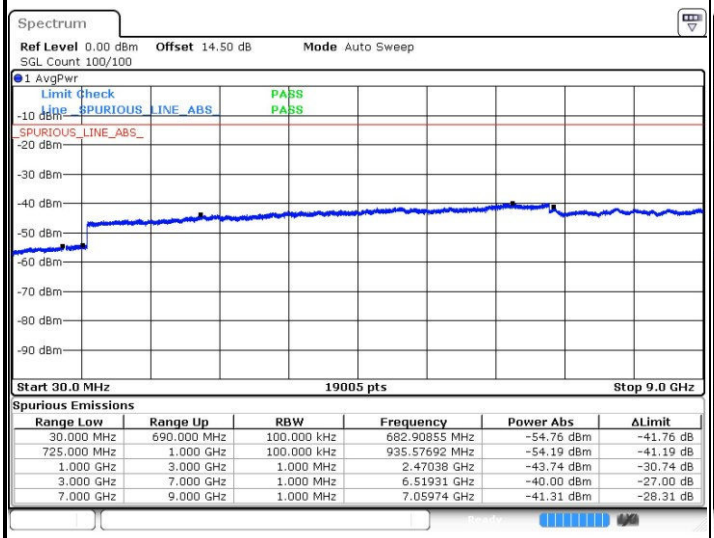

Spurious Emissions

Range Low	Range Up	RBW	Frequency	Power Abs	ΔLimit
30.000 MHz	690.000 MHz	100.000 kHz	682.90855 MHz	-54.76 dBm	-41.76 dB
725.000 MHz	1.000 GHz	100.000 kHz	935.57692 MHz	-54.19 dBm	-41.19 dB
1.000 GHz	3.000 GHz	1.000 MHz	2.47038 GHz	-43.74 dBm	-30.74 dB
3.000 GHz	7.000 GHz	1.000 MHz	6.51931 GHz	-40.00 dBm	-27.00 dB
7.000 GHz	9.000 GHz	1.000 MHz	7.05974 GHz	-41.31 dBm	-28.31 dB

Date: 6.JUN.2016 17:57:27

Highest Channel / 16QAM

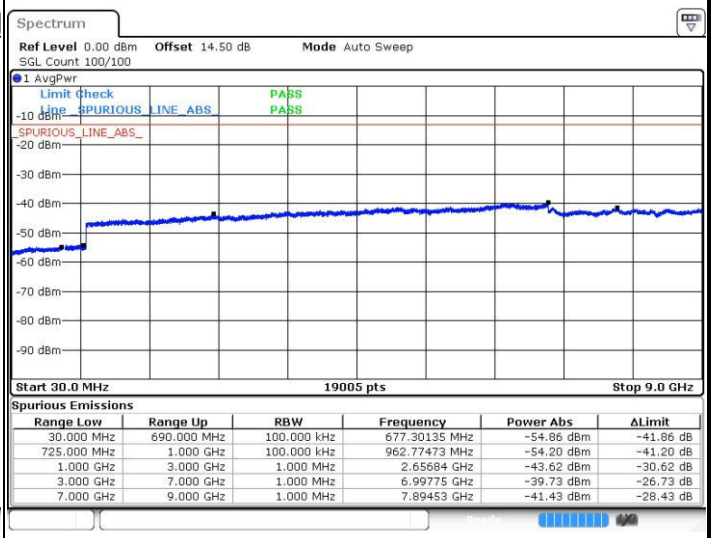

Spurious Emissions

Range Low	Range Up	RBW	Frequency	Power Abs	ΔLimit
30.000 MHz	690.000 MHz	100.000 kHz	677.30135 MHz	-54.86 dBm	-41.86 dB
725.000 MHz	1.000 GHz	100.000 kHz	962.77473 MHz	-54.20 dBm	-41.20 dB
1.000 GHz	3.000 GHz	1.000 MHz	2.65684 GHz	-43.62 dBm	-30.62 dB
3.000 GHz	7.000 GHz	1.000 MHz	6.99775 GHz	-39.73 dBm	-26.73 dB
7.000 GHz	9.000 GHz	1.000 MHz	7.89453 GHz	-41.43 dBm	-28.43 dB

Date: 6.JUN.2016 17:58:22

Frequency Stability

Test Conditions		LTE Band 2 (QPSK) / Middle Channel	Limit
Temperature (°C)	Voltage (Volt)	BW 10MHz	Note 2.
		Deviation (ppm)	Result
50	Normal Voltage	0.0024	PASS
40	Normal Voltage	0.0018	
30	Normal Voltage	0.0030	
20(Ref.)	Normal Voltage	0.0000	
10	Normal Voltage	0.0018	
0	Normal Voltage	0.0028	
-10	Normal Voltage	0.0024	
-20	Normal Voltage	0.0035	
-30	Normal Voltage	0.0022	
20	Maximum Voltage	0.0025	
20	Normal Voltage	0.0020	
20	Battery End Point	0.0010	

Note:

1. Normal Voltage = 3.8V. ；Battery End Point (BEP) = 3.7 V.；Maximum Voltage =4.2 V
2. Note: The frequency fundamental emissions stay within the authorized frequency block based on the frequency deviation measured is small.

Test Conditions		LTE Band 4 (QPSK) / Middle Channel	Limit
Temperature (°C)	Voltage (Volt)	BW 10MHz	Note 2.
		Deviation (ppm)	Result
50	Normal Voltage	0.0017	PASS
40	Normal Voltage	0.0014	
30	Normal Voltage	0.0024	
20(Ref.)	Normal Voltage	0.0000	
10	Normal Voltage	0.0002	
0	Normal Voltage	0.0018	
-10	Normal Voltage	0.0026	
-20	Normal Voltage	0.0016	
-30	Normal Voltage	0.0017	
20	Maximum Voltage	0.0026	
20	Normal Voltage	0.0021	
20	Battery End Point	0.0001	

Note:

1. Normal Voltage = 3.8V. ；Battery End Point (BEP) = 3.7 V.；Maximum Voltage =4.2 V
2. Note: The frequency fundamental emissions stay within the authorized frequency block based on the frequency deviation measured is small.

Test Conditions		LTE Band 5 (QPSK) / Middle Channel	Limit
Temperature (°C)	Voltage (Volt)	BW 10MHz	2.5ppm
		Deviation (ppm)	Result
50	Normal Voltage	0.0215	PASS
40	Normal Voltage	0.0179	
30	Normal Voltage	0.0072	
20(Ref.)	Normal Voltage	0.0000	
10	Normal Voltage	0.0048	
0	Normal Voltage	0.0012	
-10	Normal Voltage	0.0096	
-20	Normal Voltage	0.0167	
-30	Normal Voltage	0.0251	
20	Maximum Voltage	0.0108	
20	Normal Voltage	0.0000	
20	Battery End Point	0.0036	

Note: Normal Voltage = 3.8V. ；Battery End Point (BEP) = 3.7 V.；Maximum Voltage =4.2 V

Test Conditions		LTE Band 7 (QPSK) / Middle Channel	Limit
Temperature (°C)	Voltage (Volt)	BW 10MHz	Note 2.
		Deviation (ppm)	Result
50	Normal Voltage	0.0007	PASS
40	Normal Voltage	0.0005	
30	Normal Voltage	0.0006	
20(Ref.)	Normal Voltage	0.0000	
10	Normal Voltage	0.0006	
0	Normal Voltage	0.0003	
-10	Normal Voltage	0.0002	
-20	Normal Voltage	0.0007	
-30	Normal Voltage	0.0001	
20	Maximum Voltage	0.0009	
20	Normal Voltage	0.0002	
20	Battery End Point	0.0005	

Note:

1. Normal Voltage = 3.8V. ；Battery End Point (BEP) = 3.7 V.；Maximum Voltage =4.2 V
2. Note: The frequency fundamental emissions stay within the authorized frequency block based on the frequency deviation measured is small.

Test Conditions		LTE Band 12 (QPSK) / Middle Channel	Limit
Temperature (°C)	Voltage (Volt)	BW 10MHz	Note 2.
		Deviation (ppm)	Result
50	Normal Voltage	0.0367	PASS
40	Normal Voltage	0.0269	
30	Normal Voltage	0.0113	
20(Ref.)	Normal Voltage	0.0000	
10	Normal Voltage	0.0099	
0	Normal Voltage	0.0042	
-10	Normal Voltage	0.0014	
-20	Normal Voltage	0.0085	
-30	Normal Voltage	0.0212	
20	Maximum Voltage	0.0071	
20	Normal Voltage	0.0000	
20	Battery End Point	0.0085	

Note:

1. Normal Voltage = 3.8V. ；Battery End Point (BEP) = 3.7 V.；Maximum Voltage =4.2 V
2. Note: The frequency fundamental emissions stay within the authorized frequency block based on the frequency deviation measured is small.

Test Conditions		LTE Band 17 (QPSK) / Middle Channel	Limit
Temperature (°C)	Voltage (Volt)	BW 10MHz	Note 2.
		Deviation (ppm)	Result
50	Normal Voltage	0.0296	PASS
40	Normal Voltage	0.0211	
30	Normal Voltage	0.0155	
20(Ref.)	Normal Voltage	0.0000	
10	Normal Voltage	0.0014	
0	Normal Voltage	0.0155	
-10	Normal Voltage	0.0254	
-20	Normal Voltage	0.0338	
-30	Normal Voltage	0.0437	
20	Maximum Voltage	0.0127	
20	Normal Voltage	0.0000	
20	Battery End Point	0.0239	

Note:

1. Normal Voltage = 3.8V. ；Battery End Point (BEP) = 3.7 V.；Maximum Voltage =4.2 V
2. Note: The frequency fundamental emissions stay within the authorized frequency block based on the frequency deviation measured is small.

Appendix B. Test Results of Radiated Test

ERP/EIRP

LTE Band 2 / 1.4MHz (Average)							
Channel	Modulation	RB		Horizontal		Vertical	
		Size	Offset	EIRP(dBm)	EIRP(W)	EIRP(dBm)	EIRP(W)
Lowest	QPSK	3	1	21.62	0.1452	18.10	0.0646
Middle		3	3	21.62	0.1452	18.20	0.0661
Highest		3	1	21.60	0.1446	18.95	0.0785
Lowest	16QAM	3	3	21.19	0.1315	17.38	0.0547
Middle		1	3	21.21	0.1322	17.57	0.0572
Highest		3	0	21.25	0.1334	17.64	0.0581
Limit	EIRP < 2W			Result		PASS	

LTE Band 2 / 3MHz (Average)							
Channel	Modulation	RB		Horizontal		Vertical	
		Size	Offset	EIRP(dBm)	EIRP(W)	EIRP(dBm)	EIRP(W)
Lowest	QPSK	1	0	21.24	0.1330	18.03	0.0635
Middle		1	14	21.71	0.1482	18.39	0.0690
Highest		1	8	21.02	0.1265	17.66	0.0583
Lowest	16QAM	1	8	20.57	0.1140	16.44	0.0441
Middle		1	14	20.83	0.1211	17.22	0.0527
Highest		1	14	20.71	0.1178	16.87	0.0486
Limit	EIRP < 2W			Result		PASS	

LTE Band 2 / 5MHz (Average)							
Channel	Modulation	RB		Horizontal		Vertical	
		Size	Offset	EIRP(dBm)	EIRP(W)	EIRP(dBm)	EIRP(W)
Lowest	QPSK	1	0	21.48	0.1406	17.89	0.0615
Middle		1	12	21.81	0.1516	18.49	0.0706
Highest		1	12	21.72	0.1486	18.29	0.0675
Lowest	16QAM	1	12	20.92	0.1236	16.93	0.0493
Middle		1	24	21.09	0.1286	17.15	0.0518
Highest		1	12	21.55	0.1429	17.73	0.0593
Limit	EIRP < 2W			Result		PASS	

LTE Band 2 / 10MHz (Average)							
Channel	Modulation	RB		Horizontal		Vertical	
		Size	Offset	EIRP(dBm)	EIRP(W)	EIRP(dBm)	EIRP(W)
Lowest	QPSK	1	0	22.27	0.1687	18.55	0.0716
Middle		1	25	22.22	0.1668	18.97	0.0789
Highest		1	25	22.48	0.1770	19.10	0.0813
Lowest	16QAM	1	0	20.98	0.1253	16.75	0.0473
Middle		1	25	21.12	0.1293	17.22	0.0527
Highest		1	49	20.80	0.1202	16.90	0.0490
Limit	EIRP < 2W			Result		PASS	

LTE Band 2 / 15MHz (Average)							
Channel	Modulation	RB		Horizontal		Vertical	
		Size	Offset	EIRP(dBm)	EIRP(W)	EIRP(dBm)	EIRP(W)
Lowest	QPSK	1	37	22.61	0.1824	18.97	0.0789
Middle		1	37	22.69	0.1857	19.28	0.0847
Highest		1	37	22.27	0.1687	18.89	0.0774
Lowest	16QAM	1	0	20.86	0.1219	16.77	0.0475
Middle		1	74	21.23	0.1326	17.10	0.0513
Highest		1	0	20.36	0.1086	16.42	0.0439
Limit	EIRP < 2W			Result		PASS	

LTE Band 2 / 20MHz (Average)							
Channel	Modulation	RB		Horizontal		Vertical	
		Size	Offset	EIRP(dBm)	EIRP(W)	EIRP(dBm)	EIRP(W)
Lowest	QPSK	1	49	22.09	0.1618	18.60	0.0724
Middle		1	49	22.34	0.1712	18.95	0.0786
Highest		1	49	21.63	0.1455	18.17	0.0656
Lowest	16QAM	1	49	20.74	0.1186	16.54	0.0451
Middle		1	49	20.85	0.1215	16.86	0.0485
Highest		1	0	20.74	0.1186	16.90	0.0490
Limit	EIRP < 2W			Result		PASS	

LTE Band 4 / 1.4MHz (Average)							
Channel	Modulation	RB		Horizontal		Vertical	
		Size	Offset	EIRP(dBm)	EIRP(W)	EIRP(dBm)	EIRP(W)
Lowest	QPSK	1	5	21.71	0.1483	17.10	0.0513
Middle		3	3	22.04	0.1600	16.53	0.0450
Highest		3	1	21.39	0.1377	15.62	0.0365
Lowest	16QAM	1	5	20.78	0.1197	16.03	0.0401
Middle		3	1	20.97	0.1251	15.84	0.0384
Highest		3	3	20.87	0.1222	15.50	0.0355
Limit	EIRP < 1W			Result		PASS	

LTE Band 4 / 3MHz (Average)							
Channel	Modulation	RB		Horizontal		Vertical	
		Size	Offset	EIRP(dBm)	EIRP(W)	EIRP(dBm)	EIRP(W)
Lowest	QPSK	1	0	21.69	0.1476	16.81	0.0480
Middle		1	14	22.12	0.1631	16.41	0.0437
Highest		1	0	21.54	0.1426	16.10	0.0407
Lowest	16QAM	1	14	20.54	0.1132	16.05	0.0403
Middle		1	8	20.38	0.1091	15.18	0.0330
Highest		1	8	20.54	0.1132	15.13	0.0326
Limit	EIRP < 1W			Result		PASS	

LTE Band 4 / 5MHz (Average)							
Channel	Modulation	RB		Horizontal		Vertical	
		Size	Offset	EIRP(dBm)	EIRP(W)	EIRP(dBm)	EIRP(W)
Lowest	QPSK	1	12	21.83	0.1524	17.13	0.0516
Middle		1	12	22.16	0.1643	16.72	0.0469
Highest		1	12	21.44	0.1393	15.91	0.0390
Lowest	16QAM	1	12	20.70	0.1175	16.47	0.0444
Middle		1	24	20.80	0.1202	15.76	0.0377
Highest		1	12	21.12	0.1294	15.59	0.0362
Limit	EIRP < 1W			Result		PASS	

LTE Band 4/ 10MHz (Average)							
Channel	Modulation	RB		Horizontal		Vertical	
		Size	Offset	EIRP(dBm)	EIRP(W)	EIRP(dBm)	EIRP(W)
Lowest	QPSK	1	0	21.53	0.1422	16.93	0.0493
Middle		1	25	22.21	0.1665	16.76	0.0475
Highest		1	0	22.07	0.1611	16.66	0.0463
Lowest	16QAM	1	25	20.68	0.1169	15.96	0.0394
Middle		1	25	20.63	0.1155	15.45	0.0351
Highest		1	0	21.19	0.1315	15.58	0.0361
Limit	EIRP < 1W			Result		PASS	

LTE Band 4 / 15MHz (Average)							
Channel	Modulation	RB		Horizontal		Vertical	
		Size	Offset	EIRP(dBm)	EIRP(W)	EIRP(dBm)	EIRP(W)
Lowest	QPSK	1	0	21.73	0.1489	16.99	0.0500
Middle		1	37	22.30	0.1699	17.08	0.0510
Highest		1	37	22.50	0.1778	16.68	0.0466
Lowest	16QAM	1	37	20.79	0.1199	16.01	0.0399
Middle		1	37	20.48	0.1117	15.45	0.0351
Highest		1	37	21.33	0.1358	15.82	0.0382
Limit	EIRP < 1W			Result		PASS	

LTE Band 4 / 20MHz (Average)							
Channel	Modulation	RB		Horizontal		Vertical	
		Size	Offset	EIRP(dBm)	EIRP(W)	EIRP(dBm)	EIRP(W)
Lowest	QPSK	1	0	21.77	0.1503	16.82	0.0481
Middle		1	0	21.66	0.1467	16.54	0.0451
Highest		1	0	22.37	0.1726	16.65	0.0462
Lowest	16QAM	1	0	20.50	0.1122	16.02	0.0400
Middle		1	0	20.42	0.1101	15.44	0.0350
Highest		1	49	20.98	0.1253	15.43	0.0349
Limit	EIRP < 1W			Result		PASS	

LTE Band 5 / 1.4MHz (Average)							
Channel	Modulation	RB		Horizontal		Vertical	
		Size	Offset	ERP(dBm)	ERP(W)	ERP(dBm)	ERP(W)
Lowest	QPSK	3	1	17.68	0.0586	8.28	0.0067
Middle		3	1	18.34	0.0683	9.62	0.0092
Highest		1	0	18.48	0.0705	10.72	0.0118
Lowest	16QAM	3	3	17.36	0.0545	7.14	0.0052
Middle		3	3	17.43	0.0553	7.87	0.0061
Highest		3	1	18.23	0.0665	9.50	0.0089
Limit	ERP < 7W			Result		PASS	

LTE Band 5 / 3MHz (Average)							
Channel	Modulation	RB		Horizontal		Vertical	
		Size	Offset	ERP(dBm)	ERP(W)	ERP(dBm)	ERP(W)
Lowest	QPSK	1	14	17.72	0.0592	8.38	0.0069
Middle		1	8	17.95	0.0624	9.18	0.0083
Highest		1	8	18.26	0.0670	10.55	0.0114
Lowest	16QAM	1	8	16.83	0.0482	6.43	0.0044
Middle		1	8	17.41	0.0550	7.97	0.0063
Highest		1	14	17.74	0.0594	8.73	0.0075
Limit	ERP < 7W			Result		PASS	

LTE Band 5 / 5MHz (Average)							
Channel	Modulation	RB		Horizontal		Vertical	
		Size	Offset	ERP(dBm)	ERP(W)	ERP(dBm)	ERP(W)
Lowest	QPSK	1	12	17.50	0.0562	8.26	0.0067
Middle		1	12	18.10	0.0646	9.85	0.0096
Highest		1	12	18.36	0.0685	10.42	0.0110
Lowest	16QAM	1	12	17.01	0.0502	6.82	0.0048
Middle		1	12	17.48	0.0559	7.87	0.0061
Highest		1	12	17.71	0.0590	8.84	0.0077
Limit	ERP < 7W			Result		PASS	

LTE Band 5 / 10MHz (Average)							
Channel	Modulation	RB		Horizontal		Vertical	
		Size	Offset	ERP(dBm)	ERP(W)	ERP(dBm)	ERP(W)
Lowest	QPSK	1	25	17.87	0.0612	8.49	0.0071
Middle		1	25	18.18	0.0657	9.55	0.0090
Highest		1	25	18.36	0.0685	9.98	0.0100
Lowest	16QAM	1	25	16.93	0.0493	6.89	0.0049
Middle		1	25	17.19	0.0523	7.59	0.0057
Highest		1	49	17.33	0.0541	9.05	0.0080
Limit	ERP < 7W			Result		PASS	

LTE Band 7 / 5MHz (Average)							
Channel	Modulation	RB		Horizontal		Vertical	
		Size	Offset	EIRP(dBm)	EIRP(W)	EIRP(dBm)	EIRP(W)
Lowest	QPSK	1	12	21.75	0.1496	20.42	0.1102
Middle		1	12	21.81	0.1518	20.25	0.1058
Highest		1	12	21.32	0.1355	19.91	0.0979
Lowest	16QAM	1	0	20.20	0.1047	18.66	0.0735
Middle		1	0	20.07	0.1016	18.31	0.0678
Highest		1	0	20.26	0.1062	18.55	0.0716
Limit	EIRP < 2W			Result		PASS	

LTE Band 7 / 10MHz (Average)							
Channel	Modulation	RB		Horizontal		Vertical	
		Size	Offset	EIRP(dBm)	EIRP(W)	EIRP(dBm)	EIRP(W)
Lowest	QPSK	1	49	21.55	0.1429	20.13	0.1030
Middle		1	25	21.44	0.1393	20.01	0.1003
Highest		1	49	21.36	0.1368	19.82	0.0959
Lowest	16QAM	1	49	20.11	0.1026	17.96	0.0625
Middle		1	25	20.29	0.1069	18.54	0.0714
Highest		1	0	20.27	0.1064	18.30	0.0676
Limit	EIRP < 2W			Result		PASS	

LTE Band 7 / 15MHz (Average)							
Channel	Modulation	RB		Horizontal		Vertical	
		Size	Offset	EIRP(dBm)	EIRP(W)	EIRP(dBm)	EIRP(W)
Lowest	QPSK	1	74	21.37	0.1371	20.02	0.1005
Middle		1	37	22.14	0.1636	20.55	0.1134
Highest		1	37	21.45	0.1396	20.48	0.1117
Lowest	16QAM	1	0	20.48	0.1117	18.83	0.0764
Middle		1	37	21.00	0.1259	19.14	0.0821
Highest		1	0	20.44	0.1107	18.93	0.0782
Limit	EIRP < 2W			Result		PASS	

LTE Band 7 / 20MHz (Average)							
Channel	Modulation	RB		Horizontal		Vertical	
		Size	Offset	EIRP(dBm)	EIRP(W)	EIRP(dBm)	EIRP(W)
Lowest	QPSK	1	49	21.37	0.1371	19.81	0.0957
Middle		1	49	21.90	0.1548	20.16	0.1038
Highest		1	49	21.52	0.1419	19.83	0.0962
Lowest	16QAM	1	49	19.85	0.0966	18.22	0.0664
Middle		1	99	20.62	0.1155	18.54	0.0715
Highest		1	49	20.31	0.1074	18.34	0.0682
Limit	EIRP < 2W			Result		PASS	

LTE Band 12 / 1.4MHz (Average)							
Channel	Modulation	RB		Horizontal		Vertical	
		Size	Offset	ERP(dBm)	ERP(W)	ERP(dBm)	ERP(W)
Lowest	QPSK	3	1	16.95	0.0495	3.16	0.0021
Middle		3	0	17.09	0.0511	3.99	0.0025
Highest		3	0	17.63	0.0579	5.26	0.0034
Lowest	16QAM	3	3	16.43	0.0440	1.06	0.0013
Middle		3	1	16.16	0.0413	2.12	0.0016
Highest		3	1	16.07	0.0405	3.10	0.0020
Limit	ERP < 3W			Result		PASS	

LTE Band 12 / 3MHz (Average)							
Channel	Modulation	RB		Horizontal		Vertical	
		Size	Offset	ERP(dBm)	ERP(W)	ERP(dBm)	ERP(W)
Lowest	QPSK	1	0	17.05	0.0507	1.48	0.0014
Middle		1	0	17.55	0.0569	3.62	0.0023
Highest		1	8	16.81	0.0480	3.95	0.0025
Lowest	16QAM	1	8	15.64	0.0366	0.48	0.0011
Middle		1	0	15.89	0.0388	2.09	0.0016
Highest		1	0	15.73	0.0374	2.42	0.0017
Limit	ERP < 3W			Result		PASS	

LTE Band 12 / 5MHz (Average)							
Channel	Modulation	RB		Horizontal		Vertical	
		Size	Offset	ERP(dBm)	ERP(W)	ERP(dBm)	ERP(W)
Lowest	QPSK	1	12	16.95	0.0495	3.18	0.0021
Middle		1	12	17.22	0.0527	3.29	0.0021
Highest		1	12	17.20	0.0525	4.02	0.0025
Lowest	16QAM	1	24	16.00	0.0398	1.03	0.0013
Middle		1	0	15.95	0.0393	1.41	0.0014
Highest		1	12	16.57	0.0454	3.10	0.0020
Limit	ERP < 3W			Result		PASS	

LTE Band 12 / 10MHz (Average)							
Channel	Modulation	RB		Horizontal		Vertical	
		Size	Offset	ERP(dBm)	ERP(W)	ERP(dBm)	ERP(W)
Lowest	QPSK	1	25	17.01	0.0502	2.59	0.0018
Middle		1	25	17.00	0.0501	3.54	0.0023
Highest		1	25	16.72	0.0470	3.64	0.0023
Lowest	16QAM	1	25	16.20	0.0417	1.37	0.0014
Middle		1	25	16.31	0.0428	1.70	0.0015
Highest		1	0	15.90	0.0389	1.40	0.0014
Limit	ERP < 3W			Result		PASS	

LTE Band 17 / 5MHz (Average)							
Channel	Modulation	RB		Horizontal		Vertical	
		Size	Offset	ERP(dBm)	ERP(W)	ERP(dBm)	ERP(W)
Lowest	QPSK	1	12	16.43	0.0440	2.62	0.0018
Middle		1	12	16.57	0.0454	3.03	0.0020
Highest		1	12	16.68	0.0466	3.58	0.0023
Lowest	16QAM	1	12	15.62	0.0365	1.29	0.0013
Middle		1	12	15.42	0.0348	1.70	0.0015
Highest		1	0	15.37	0.0344	1.59	0.0014
Limit	ERP < 3W			Result		PASS	

LTE Band 17 / 10MHz (Average)							
Channel	Modulation	RB		Horizontal		Vertical	
		Size	Offset	ERP(dBm)	ERP(W)	ERP(dBm)	ERP(W)
Lowest	QPSK	1	0	16.42	0.0439	2.48	0.0018
Middle		1	0	16.44	0.0441	2.37	0.0017
Highest		1	0	16.45	0.0442	2.21	0.0017
Lowest	16QAM	1	25	15.48	0.0353	1.51	0.0014
Middle		1	49	15.68	0.0370	2.43	0.0017
Highest		1	25	15.11	0.0324	1.58	0.0014
Limit	ERP < 3W			Result		PASS	

Radiated Spurious Emission

LTE Band 2 / 1.4MHz / QPSK / RB Size 1 Offset 0									
Channel	Frequency (MHz)	EIRP (dBm)	Limit (dBm)	Over Limit (dB)	SPA Reading (dBm)	S.G. Power (dBm)	TX Cable loss (dB)	TX Antenna Gain (dBi)	Polarization (H/V)
Lowest	3700.32	-52.14	-13	-39.14	-65.69	-58.18	6.56	12.60	H
	5550.48	-51.73	-13	-38.73	-67.67	-56.83	8	13.10	H
	7400.64	-48.00	-13	-35.00	-66.74	-49.73	9.57	11.30	H
	3700.32	-52.83	-13	-39.83	-66.18	-58.87	6.56	12.6	V
	5550.48	-48.90	-13	-35.90	-66.25	-54.00	8	13.1	V
	7400.64	-47.85	-13	-34.85	-66.25	-49.58	9.57	11.3	V
Middle	3758.92	-53.33	-13	-40.33	-66.88	-59.37	6.56	12.60	H
	5638.38	-49.47	-13	-36.47	-65.41	-54.57	8	13.10	H
	7517.84	-48.16	-13	-35.16	-66.90	-49.89	9.57	11.30	H
	3758.92	-53.20	-13	-40.20	-66.55	-59.24	6.56	12.6	V
	5638.38	-47.69	-13	-34.69	-65.04	-52.79	8	13.1	V
	7517.84	-47.80	-13	-34.80	-66.2	-49.53	9.57	11.3	V
Highest	3817.52	-52.95	-13	-39.95	-66.50	-58.99	6.56	12.60	H
	5726.28	-51.60	-13	-38.60	-67.54	-56.70	8	13.10	H
	7635.04	-46.99	-13	-33.99	-65.73	-48.72	9.57	11.30	H
	3817.52	-50.47	-13	-37.47	-63.82	-56.51	6.56	12.6	V
	5726.28	-47.59	-13	-34.59	-64.94	-52.69	8	13.1	V
	7635.04	-45.71	-13	-32.71	-64.11	-47.44	9.57	11.3	V

Remark: Spurious emissions within 30-1000MHz were found more than 20dB below limit line.

LTE Band 2 / 3MHz / QPSK / RB Size 1 Offset 0									
Channel	Frequency (MHz)	EIRP (dBm)	Limit (dBm)	Over Limit (dB)	SPA Reading (dBm)	S.G. Power (dBm)	TX Cable loss (dB)	TX Antenna Gain (dBi)	Polarization (H/V)
Lowest	3700.48	-51.65	-13	-38.65	-65.20	-57.69	6.56	12.60	H
	5550.72	-51.92	-13	-38.92	-67.86	-57.02	8	13.10	H
	7400.96	-47.89	-13	-34.89	-66.63	-49.62	9.57	11.30	H
	3700.48	-52.89	-13	-39.89	-66.24	-58.93	6.56	12.6	V
	5550.72	-48.41	-13	-35.41	-65.76	-53.51	8	13.1	V
	7400.96	-47.92	-13	-34.92	-66.32	-49.65	9.57	11.3	V
Middle	3757.48	-52.52	-13	-39.52	-66.07	-58.56	6.56	12.60	H
	5636.22	-50.72	-13	-37.72	-66.66	-55.82	8	13.10	H
	7514.96	-47.52	-13	-34.52	-66.26	-49.25	9.57	11.30	H
	3757.48	-53.08	-13	-40.08	-66.43	-59.12	6.56	12.6	V
	5636.22	-47.87	-13	-34.87	-65.22	-52.97	8	13.1	V
	7514.96	-46.60	-13	-33.60	-65	-48.33	9.57	11.3	V
Highest	3814.48	-52.82	-13	-39.82	-66.37	-58.86	6.56	12.60	H
	5721.72	-51.56	-13	-38.56	-67.50	-56.66	8	13.10	H
	7628.96	-47.74	-13	-34.74	-66.48	-49.47	9.57	11.30	H
	3814.48	-51.36	-13	-38.36	-64.71	-57.40	6.56	12.6	V
	5721.72	-48.60	-13	-35.60	-65.95	-53.70	8	13.1	V
	7628.96	-46.82	-13	-33.82	-65.22	-48.55	9.57	11.3	V

Remark: Spurious emissions within 30-1000MHz were found more than 20dB below limit line.

LTE Band 2 / 5MHz / QPSK / RB Size 1 Offset 0									
Channel	Frequency (MHz)	EIRP (dBm)	Limit (dBm)	Over Limit (dB)	SPA Reading (dBm)	S.G. Power (dBm)	TX Cable loss (dB)	TX Antenna Gain (dBi)	Polarization (H/V)
Lowest	3700.68	-53.32	-13	-40.32	-66.87	-59.36	6.56	12.60	H
	5551.02	-51.66	-13	-38.66	-67.60	-56.76	8	13.10	H
	7401.36	-47.83	-13	-34.83	-66.57	-49.56	9.57	11.30	H
	3700.68	-52.95	-13	-39.95	-66.3	-58.99	6.56	12.6	V
	5551.02	-48.72	-13	-35.72	-66.07	-53.82	8	13.1	V
	7401.36	-48.78	-13	-35.78	-67.18	-50.51	9.57	11.3	V
Middle	3755.68	-53.28	-13	-40.28	-66.83	-59.32	6.56	12.60	H
	5633.52	-50.35	-13	-37.35	-66.29	-55.45	8	13.10	H
	7511.36	-48.06	-13	-35.06	-66.80	-49.79	9.57	11.30	H
	3755.68	-53.36	-13	-40.36	-66.71	-59.40	6.56	12.6	V
	5633.52	-47.52	-13	-34.52	-64.87	-52.62	8	13.1	V
	7511.36	-47.77	-13	-34.77	-66.17	-49.50	9.57	11.3	V
Highest	3810.68	-53.04	-13	-40.04	-66.59	-59.08	6.56	12.60	H
	5716.02	-50.82	-13	-37.82	-66.76	-55.92	8	13.10	H
	7621.36	-47.84	-13	-34.84	-66.58	-49.57	9.57	11.30	H
	3810.68	-52.87	-13	-39.87	-66.22	-58.91	6.56	12.6	V
	5716.02	-48.31	-13	-35.31	-65.66	-53.41	8	13.1	V
	7621.36	-47.98	-13	-34.98	-66.38	-49.71	9.57	11.3	V

Remark: Spurious emissions within 30-1000MHz were found more than 20dB below limit line.

LTE Band 2 / 10MHz / QPSK / RB Size 1 Offset 0									
Channel	Frequency (MHz)	EIRP (dBm)	Limit (dBm)	Over Limit (dB)	SPA Reading (dBm)	S.G. Power (dBm)	TX Cable loss (dB)	TX Antenna Gain (dBi)	Polarization (H/V)
Lowest	3701.18	-52.26	-13	-39.26	-65.81	-58.30	6.56	12.60	H
	5551.77	-51.84	-13	-38.84	-67.78	-56.94	8	13.10	H
	7402.36	-48.65	-13	-35.65	-67.39	-50.38	9.57	11.30	H
	3701.18	-52.76	-13	-39.76	-66.11	-58.80	6.56	12.6	V
	5551.77	-47.72	-13	-34.72	-65.07	-52.82	8	13.1	V
	7402.36	-47.62	-13	-34.62	-66.02	-49.35	9.57	11.3	V
Middle	3751.18	-52.68	-13	-39.68	-66.23	-58.72	6.56	12.60	H
	5626.77	-50.40	-13	-37.40	-66.34	-55.50	8	13.10	H
	7502.36	-49.26	-13	-36.26	-68.00	-50.99	9.57	11.30	H
	3751.18	-52.54	-13	-39.54	-65.89	-58.58	6.56	12.6	V
	5626.77	-45.82	-13	-32.82	-63.17	-50.92	8	13.1	V
	7502.36	-49.00	-13	-36.00	-67.4	-50.73	9.57	11.3	V
Highest	3801.18	-52.07	-13	-39.07	-65.62	-58.11	6.56	12.60	H
	5701.77	-50.34	-13	-37.34	-66.28	-55.44	8	13.10	H
	7602.36	-48.15	-13	-35.15	-66.89	-49.88	9.57	11.30	H
	3801.18	-53.64	-13	-40.64	-66.99	-59.68	6.56	12.6	V
	5701.77	-47.09	-13	-34.09	-64.44	-52.19	8	13.1	V
	7602.36	-46.83	-13	-33.83	-65.23	-48.56	9.57	11.3	V

Remark: Spurious emissions within 30-1000MHz were found more than 20dB below limit line.

LTE Band 2 / 15MHz / QPSK / RB Size 1 Offset 0									
Channel	Frequency (MHz)	EIRP (dBm)	Limit (dBm)	Over Limit (dB)	SPA Reading (dBm)	S.G. Power (dBm)	TX Cable loss (dB)	TX Antenna Gain (dBi)	Polarization (H/V)
Lowest	3701.68	-53.03	-13	-40.03	-66.58	-59.07	6.56	12.60	H
	5552.52	-51.33	-13	-38.33	-67.27	-56.43	8	13.10	H
	7403.36	-47.70	-13	-34.70	-66.44	-49.43	9.57	11.30	H
	3701.68	-53.46	-13	-40.46	-66.81	-59.50	6.56	12.6	V
	5552.52	-48.11	-13	-35.11	-65.46	-53.21	8	13.1	V
	7403.36	-48.37	-13	-35.37	-66.77	-50.10	9.57	11.3	V
Middle	3746.68	-53.46	-13	-40.46	-67.01	-59.50	6.56	12.60	H
	5620.02	-49.49	-13	-36.49	-65.43	-54.59	8	13.10	H
	7493.36	-47.34	-13	-34.34	-66.08	-49.07	9.57	11.30	H
	3746.68	-52.51	-13	-39.51	-65.86	-58.55	6.56	12.6	V
	5620.02	-46.76	-13	-33.76	-64.11	-51.86	8	13.1	V
	7493.36	-47.77	-13	-34.77	-66.17	-49.50	9.57	11.3	V
Highest	3791.68	-53.88	-13	-40.88	-67.43	-59.92	6.56	12.60	H
	5687.52	-52.10	-13	-39.10	-68.04	-57.20	8	13.10	H
	7583.36	-48.58	-13	-35.58	-67.32	-50.31	9.57	11.30	H
	3791.68	-53.52	-13	-40.52	-66.87	-59.56	6.56	12.6	V
	5687.52	-49.09	-13	-36.09	-66.44	-54.19	8	13.1	V
	7583.36	-46.61	-13	-33.61	-65.01	-48.34	9.57	11.3	V

Remark: Spurious emissions within 30-1000MHz were found more than 20dB below limit line.

LTE Band 2 / 20MHz / QPSK / RB Size 1 Offset 0									
Channel	Frequency (MHz)	EIRP (dBm)	Limit (dBm)	Over Limit (dB)	SPA Reading (dBm)	S.G. Power (dBm)	TX Cable loss (dB)	TX Antenna Gain (dBi)	Polarization (H/V)
Lowest	3702.18	-52.81	-13	-39.81	-66.36	-58.85	6.56	12.60	H
	5553.27	-52.24	-13	-39.24	-68.18	-57.34	8	13.10	H
	7404.36	-48.10	-13	-35.10	-66.84	-49.83	9.57	11.30	H
	3702.18	-53.04	-13	-40.04	-66.39	-59.08	6.56	12.6	V
	5553.27	-48.66	-13	-35.66	-66.01	-53.76	8	13.1	V
	7404.36	-47.98	-13	-34.98	-66.38	-49.71	9.57	11.3	V
Middle	3742.18	-52.25	-13	-39.25	-65.80	-58.29	6.56	12.60	H
	5613.27	-50.37	-13	-37.37	-66.31	-55.47	8	13.10	H
	7484.36	-48.46	-13	-35.46	-67.20	-50.19	9.57	11.30	H
	3742.18	-53.32	-13	-40.32	-66.67	-59.36	6.56	12.6	V
	5613.27	-47.82	-13	-34.82	-65.17	-52.92	8	13.1	V
	7484.36	-47.96	-13	-34.96	-66.36	-49.69	9.57	11.3	V
Highest	3782.18	-53.22	-13	-40.22	-66.77	-59.26	6.56	12.60	H
	5673.27	-51.73	-13	-38.73	-67.67	-56.83	8	13.10	H
	7564.36	-48.44	-13	-35.44	-67.18	-50.17	9.57	11.30	H
	3782.18	-53.32	-13	-40.32	-66.67	-59.36	6.56	12.6	V
	5673.27	-49.47	-13	-36.47	-66.82	-54.57	8	13.1	V
	7564.36	-47.28	-13	-34.28	-65.68	-49.01	9.57	11.3	V

Remark: Spurious emissions within 30-1000MHz were found more than 20dB below limit line.

LTE Band 4 / 1.4MHz / QPSK / RB Size 1 Offset 0									
Channel	Frequency (MHz)	EIRP (dBm)	Limit (dBm)	Over Limit (dB)	SPA Reading (dBm)	S.G. Power (dBm)	TX Cable loss (dB)	TX Antenna Gain (dBi)	Polarization (H/V)
Lowest	3420.32	-50.80	-13	-37.80	-65.55	-57.22	6.18	12.60	H
	5130.48	-48.50	-13	-35.50	-66.50	-53.46	7.74	12.70	H
	6840.64	-49.01	-13	-36.01	-67.82	-51.71	9	11.70	H
	3420.32	-55.06	-13	-42.06	-66.01	-61.48	6.18	12.60	V
	5130.48	-52.69	-13	-39.69	-65.69	-57.65	7.74	12.70	V
	6840.64	-51.29	-13	-38.29	-68	-53.99	9	11.70	V
Middle	3463.74	-51.23	-13	-38.23	-65.98	-57.65	6.18	12.60	H
	5195.61	-48.33	-13	-35.33	-66.33	-53.29	7.74	12.70	H
	6927.48	-48.29	-13	-35.29	-67.10	-50.99	9	11.70	H
	3463.74	-54.63	-13	-41.63	-65.58	-61.05	6.18	12.60	V
	5195.61	-52.25	-13	-39.25	-65.25	-57.21	7.74	12.70	V
	6927.48	-50.21	-13	-37.21	-66.92	-52.91	9	11.70	V
Highest	3507.52	-50.06	-13	-37.06	-64.81	-56.48	6.18	12.60	H
	5261.28	-48.59	-13	-35.59	-66.59	-53.55	7.74	12.70	H
	7015.04	-46.73	-13	-33.73	-65.54	-49.43	9	11.70	H
	3507.52	-52.87	-13	-39.87	-63.82	-59.29	6.18	12.60	V
	5261.28	-53.67	-13	-40.67	-66.67	-58.63	7.74	12.70	V
	7015.04	-49.66	-13	-36.66	-66.37	-52.36	9	11.70	V

Remark: Spurious emissions within 30-1000MHz were found more than 20dB below limit line.

LTE Band 4 / 3MHz / QPSK / RB Size 1 Offset 0									
Channel	Frequency (MHz)	EIRP (dBm)	Limit (dBm)	Over Limit (dB)	SPA Reading (dBm)	S.G. Power (dBm)	TX Cable loss (dB)	TX Antenna Gain (dBi)	Polarization (H/V)
Lowest	3420.48	-51.42	-13	-38.42	-66.17	-57.84	6.18	12.60	H
	5130.72	-47.83	-13	-34.83	-65.83	-52.79	7.74	12.70	H
	6840.96	-48.50	-13	-35.50	-67.31	-51.20	9	11.70	H
	3420.48	-49.26	-13	-36.26	-60.21	-55.68	6.18	12.60	V
	5130.72	-52.43	-13	-39.43	-65.43	-57.39	7.74	12.70	V
	6840.96	-51.89	-13	-38.89	-68.6	-54.59	9	11.70	V
Middle	3462.48	-47.98	-13	-34.98	-62.73	-54.40	6.18	12.60	H
	5193.72	-47.51	-13	-34.51	-65.51	-52.47	7.74	12.70	H
	6924.96	-47.90	-13	-34.90	-66.71	-50.60	9	11.70	H
	3462.48	-53.14	-13	-40.14	-64.09	-59.56	6.18	12.60	V
	5193.72	-53.07	-13	-40.07	-66.07	-58.03	7.74	12.70	V
	6924.96	-49.44	-13	-36.44	-66.15	-52.14	9	11.70	V
Highest	3504.48	-50.28	-13	-37.28	-65.03	-56.70	6.18	12.60	H
	5256.72	-49.03	-13	-36.03	-67.03	-53.99	7.74	12.70	H
	7008.96	-47.37	-13	-34.37	-66.18	-50.07	9	11.70	H
	3504.48	-52.93	-13	-39.93	-63.88	-59.35	6.18	12.60	V
	5256.72	-52.69	-13	-39.69	-65.69	-57.65	7.74	12.70	V
	7008.96	-50.36	-13	-37.36	-67.07	-53.06	9	11.70	V

Remark: Spurious emissions within 30-1000MHz were found more than 20dB below limit line.

LTE Band 4 / 5MHz / QPSK / RB Size 1 Offset 0									
Channel	Frequency (MHz)	EIRP (dBm)	Limit (dBm)	Over Limit (dB)	SPA Reading (dBm)	S.G. Power (dBm)	TX Cable loss (dB)	TX Antenna Gain (dBi)	Polarization (H/V)
Lowest	3420.68	-50.85	-13	-37.85	-65.60	-57.27	6.18	12.60	H
	5131.02	-47.85	-13	-34.85	-65.85	-52.81	7.74	12.70	H
	6841.36	-47.03	-13	-34.03	-65.84	-49.73	9	11.70	H
	3420.68	-54.56	-13	-41.56	-65.51	-60.98	6.18	12.60	V
	5131.02	-53.26	-13	-40.26	-66.26	-58.22	7.74	12.70	V
	6841.36	-51.21	-13	-38.21	-67.92	-53.91	9	11.70	V
Middle	3460.68	-50.85	-13	-37.85	-65.60	-57.27	6.18	12.60	H
	5191.02	-47.78	-13	-34.78	-65.78	-52.74	7.74	12.70	H
	6921.36	-46.50	-13	-33.50	-65.31	-49.20	9	11.70	H
	3460.68	-53.93	-13	-40.93	-64.88	-60.35	6.18	12.60	V
	5191.02	-52.89	-13	-39.89	-65.89	-57.85	7.74	12.70	V
	6921.36	-50.57	-13	-37.57	-67.28	-53.27	9	11.70	V
Highest	3500.68	-49.97	-13	-36.97	-64.72	-56.39	6.18	12.60	H
	5251.02	-49.50	-13	-36.50	-67.50	-54.46	7.74	12.70	H
	7001.36	-47.95	-13	-34.95	-66.76	-50.65	9	11.70	H
	3500.68	-54.10	-13	-41.10	-65.05	-60.52	6.18	12.60	V
	5251.02	-52.18	-13	-39.18	-65.18	-57.14	7.74	12.70	V
	7001.36	-49.96	-13	-36.96	-66.67	-52.66	9	11.70	V

Remark: Spurious emissions within 30-1000MHz were found more than 20dB below limit line.

LTE Band 4 / 10MHz / QPSK / RB Size 1 Offset 0									
Channel	Frequency (MHz)	EIRP (dBm)	Limit (dBm)	Over Limit (dB)	SPA Reading (dBm)	S.G. Power (dBm)	TX Cable loss (dB)	TX Antenna Gain (dBi)	Polarization (H/V)
Lowest	3421.18	-51.25	-13	-38.25	-66.00	-57.67	6.18	12.60	H
	5131.77	-48.37	-13	-35.37	-66.37	-53.33	7.74	12.70	H
	6842.36	-47.78	-13	-34.78	-66.59	-50.48	9	11.70	H
	3421.18	-52.05	-13	-39.05	-63	-58.47	6.18	12.60	V
	5131.77	-53.91	-13	-40.91	-66.91	-58.87	7.74	12.70	V
	6842.36	-50.56	-13	-37.56	-67.27	-53.26	9	11.70	V
Middle	3456.18	-51.74	-13	-38.74	-66.49	-58.16	6.18	12.60	H
	5184.27	-48.57	-13	-35.57	-66.57	-53.53	7.74	12.70	H
	6912.36	-45.85	-13	-32.85	-64.66	-48.55	9	11.70	H
	3456.18	-53.86	-13	-40.86	-64.81	-60.28	6.18	12.60	V
	5184.27	-52.62	-13	-39.62	-65.62	-57.58	7.74	12.70	V
	6912.36	-50.49	-13	-37.49	-67.2	-53.19	9	11.70	V
Highest	3491.18	-50.93	-13	-37.93	-65.68	-57.35	6.18	12.60	H
	5236.77	-49.77	-13	-36.77	-67.77	-54.73	7.74	12.70	H
	6982.36	-49.07	-13	-36.07	-67.88	-51.77	9	11.70	H
	3491.18	-54.14	-13	-41.14	-65.09	-60.56	6.18	12.60	V
	5236.77	-53.79	-13	-40.79	-66.79	-58.75	7.74	12.70	V
	6982.36	-51.50	-13	-38.50	-68.21	-54.20	9	11.70	V

Remark: Spurious emissions within 30-1000MHz were found more than 20dB below limit line.

LTE Band 4 / 15MHz / QPSK / RB Size 1 Offset 0									
Channel	Frequency (MHz)	EIRP (dBm)	Limit (dBm)	Over Limit (dB)	SPA Reading (dBm)	S.G. Power (dBm)	TX Cable loss (dB)	TX Antenna Gain (dBi)	Polarization (H/V)
Lowest	3421.68	-49.43	-13	-36.43	-64.18	-55.85	6.18	12.60	H
	5132.52	-47.43	-13	-34.43	-65.43	-52.39	7.74	12.70	H
	6843.36	-49.24	-13	-36.24	-68.05	-51.94	9	11.70	H
	3421.68	-51.96	-13	-38.96	-62.91	-58.38	6.18	12.60	V
	5132.52	-51.96	-13	-38.96	-64.96	-56.92	7.74	12.70	V
	6843.36	-49.81	-13	-36.81	-66.52	-52.51	9	11.70	V
Middle	3451.68	-51.40	-13	-38.40	-66.15	-57.82	6.18	12.60	H
	5177.52	-49.21	-13	-36.21	-67.21	-54.17	7.74	12.70	H
	6903.36	-46.72	-13	-33.72	-65.53	-49.42	9	11.70	H
	3451.68	-53.83	-13	-40.83	-64.78	-60.25	6.18	12.60	V
	5177.52	-53.42	-13	-40.42	-66.42	-58.38	7.74	12.70	V
	6903.36	-48.95	-13	-35.95	-65.66	-51.65	9	11.70	V
Highest	3481.68	-50.51	-13	-37.51	-65.26	-56.93	6.18	12.60	H
	5222.52	-48.85	-13	-35.85	-66.85	-53.81	7.74	12.70	H
	6963.36	-49.73	-13	-36.73	-68.54	-52.43	9	11.70	H
	3481.68	-52.90	-13	-39.90	-63.85	-59.32	6.18	12.60	V
	5222.52	-51.79	-13	-38.79	-64.79	-56.75	7.74	12.70	V
	6963.36	-51.94	-13	-38.94	-68.65	-54.64	9	11.70	V

Remark: Spurious emissions within 30-1000MHz were found more than 20dB below limit line.

LTE Band 4 / 20MHz / QPSK / RB Size 1 Offset 0									
Channel	Frequency (MHz)	EIRP (dBm)	Limit (dBm)	Over Limit (dB)	SPA Reading (dBm)	S.G. Power (dBm)	TX Cable loss (dB)	TX Antenna Gain (dBi)	Polarization (H/V)
Lowest	3422.18	-51.13	-13	-38.13	-65.88	-57.55	6.18	12.60	H
	5133.27	-48.75	-13	-35.75	-66.75	-53.71	7.74	12.70	H
	6844.36	-47.87	-13	-34.87	-66.68	-50.57	9	11.70	H
	3422.18	-54.99	-13	-41.99	-65.94	-61.41	6.18	12.60	V
	5133.27	-52.85	-13	-39.85	-65.85	-57.81	7.74	12.70	V
	6844.36	-51.61	-13	-38.61	-68.32	-54.31	9	11.70	V
Middle	3447.18	-51.60	-13	-38.60	-66.35	-58.02	6.18	12.60	H
	5170.77	-48.03	-13	-35.03	-66.03	-52.99	7.74	12.70	H
	6894.36	-47.13	-13	-34.13	-65.94	-49.83	9	11.70	H
	3447.18	-54.87	-13	-41.87	-65.82	-61.29	6.18	12.60	V
	5170.77	-52.42	-13	-39.42	-65.42	-57.38	7.74	12.70	V
	6894.36	-49.10	-13	-36.10	-65.81	-51.80	9	11.70	V
Highest	3472.18	-51.31	-13	-38.31	-66.06	-57.73	6.18	12.60	H
	5208.27	-47.46	-13	-34.46	-65.46	-52.42	7.74	12.70	H
	6944.36	-50.03	-13	-37.03	-68.84	-52.73	9	11.70	H
	3472.18	-53.07	-13	-40.07	-64.02	-59.49	6.18	12.60	V
	5208.27	-50.79	-13	-37.79	-63.79	-55.75	7.74	12.70	V
	6944.36	-52.07	-13	-39.07	-68.78	-54.77	9	11.70	V

Remark: Spurious emissions within 30-1000MHz were found more than 20dB below limit line.

LTE Band 5 / 1.4MHz / QPSK / RB Size 1 Offset 0									
Channel	Frequency (MHz)	ERP (dBm)	Limit (dBm)	Over Limit (dB)	SPA Reading (dBm)	S.G. Power (dBm)	TX Cable loss (dB)	TX Antenna Gain (dBi)	Polarization (H/V)
Lowest	1648.14	-57.60	-13	-44.60	-60.43	-64.29	0.56	9.40	H
	2472.21	-48.98	-13	-35.98	-55.99	-56.69	0.74	10.60	H
	3296.28	-57.95	-13	-44.95	-66.76	-67.55	0.85	12.60	H
	1648.14	-60.52	-13	-47.52	-62.18	-67.21	0.56	9.40	V
	2472.21	-46.59	-13	-33.59	-53.84	-54.30	0.74	10.60	V
	3296.28	-58.71	-13	-45.71	-66.85	-68.31	0.85	12.60	V
Middle	1671.74	-57.01	-13	-44.01	-59.84	-63.70	0.56	9.40	H
	2507.61	-55.91	-13	-42.91	-61.65	-63.62	0.74	10.60	H
	3343.48	-58.28	-13	-45.28	-67.09	-67.88	0.85	12.60	H
	1671.74	-60.90	-13	-47.90	-62.56	-67.59	0.56	9.40	V
	2507.61	-51.41	-13	-38.41	-56.99	-59.12	0.74	10.60	V
	3343.48	-58.99	-13	-45.99	-67.13	-68.59	0.85	12.60	V
Highest	1695.34	-60.18	-13	-47.18	-63.01	-66.87	0.56	9.40	H
	2543.01	-58.05	-13	-45.05	-63.79	-65.76	0.74	10.60	H
	3390.68	-57.52	-13	-44.52	-66.33	-67.12	0.85	12.60	H
	1695.34	-61.04	-13	-48.04	-62.70	-67.73	0.56	9.40	V
	2543.01	-43.67	-13	-30.67	-51.75	-51.38	0.74	10.60	V
	3390.68	-57.61	-13	-44.61	-65.75	-67.21	0.85	12.60	V

Remark: Spurious emissions within 30-1000MHz were found more than 20dB below limit line.

LTE Band 5 / 3MHz / QPSK / RB Size 1 Offset 0									
Channel	Frequency (MHz)	ERP (dBm)	Limit (dBm)	Over Limit (dB)	SPA Reading (dBm)	S.G. Power (dBm)	TX Cable loss (dB)	TX Antenna Gain (dBi)	Polarization (H/V)
Lowest	1648.5	-57.91	-13	-44.91	-60.74	-64.60	0.56	9.40	H
	2472.45	-57.21	-13	-44.21	-62.95	-64.92	0.74	10.60	H
	3296.6	-57.78	-13	-44.78	-66.59	-67.38	0.85	12.60	H
	1648.5	-60.82	-13	-47.82	-62.48	-67.51	0.56	9.40	V
	2472.45	-52.55	-13	-39.55	-58.28	-60.26	0.74	10.60	V
	3296.6	-58.76	-13	-45.76	-66.90	-68.36	0.85	12.60	V
Middle	1670.3	-59.53	-13	-46.53	-62.36	-66.22	0.56	9.40	H
	2505.45	-56.77	-13	-43.77	-62.51	-64.48	0.74	10.60	H
	3340.6	-58.39	-13	-45.39	-67.20	-67.99	0.85	12.60	H
	1670.3	-60.93	-13	-47.93	-62.59	-67.62	0.56	9.40	V
	2505.45	-51.67	-13	-38.67	-57.55	-59.38	0.74	10.60	V
	3340.6	-58.79	-13	-45.79	-66.93	-68.39	0.85	12.60	V
Highest	1692.3	-60.54	-13	-47.54	-63.37	-67.23	0.56	9.40	H
	2538.45	-56.28	-13	-43.28	-62.02	-63.99	0.74	10.60	H
	3384.6	-58.21	-13	-45.21	-67.02	-67.81	0.85	12.60	H
	1692.3	-61.88	-13	-48.88	-63.54	-68.57	0.56	9.40	V
	2538.45	-53.01	-13	-40.01	-58.59	-60.72	0.74	10.60	V
	3384.6	-58.31	-13	-45.31	-66.45	-67.91	0.85	12.60	V

Remark: Spurious emissions within 30-1000MHz were found more than 20dB below limit line.

LTE Band 5 / 5MHz / QPSK / RB Size 1 Offset 0									
Channel	Frequency (MHz)	ERP (dBm)	Limit (dBm)	Over Limit (dB)	SPA Reading (dBm)	S.G. Power (dBm)	TX Cable loss (dB)	TX Antenna Gain (dBi)	Polarization (H/V)
Lowest	1648.5	-56.51	-13	-43.51	-59.34	-63.20	0.56	9.40	H
	2472.75	-57.07	-13	-44.07	-62.81	-64.78	0.74	10.60	H
	3297	-58.42	-13	-45.42	-67.23	-68.02	0.85	12.60	H
	1648.5	-60.90	-13	-47.90	-62.56	-67.59	0.56	9.40	V
	2472.75	-53.78	-13	-40.78	-59.36	-61.49	0.74	10.60	V
	3297	-58.87	-13	-45.87	-67.01	-68.47	0.85	12.60	V
Middle	1668.5	-59.67	-13	-46.67	-62.50	-66.36	0.56	9.40	H
	2502.75	-57.11	-13	-44.11	-62.85	-64.82	0.74	10.60	H
	3337	-56.93	-13	-43.93	-65.74	-66.53	0.85	12.60	H
	1668.5	-62.43	-13	-49.43	-64.09	-69.12	0.56	9.40	V
	2502.75	-53.78	-13	-40.78	-59.36	-61.49	0.74	10.60	V
	3337	-58.76	-13	-45.76	-66.90	-68.36	0.85	12.60	V
Highest	1688.5	-60.36	-13	-47.36	-63.19	-67.05	0.56	9.40	H
	2532.75	-56.88	-13	-43.88	-62.62	-64.59	0.74	10.60	H
	3377	-57.43	-13	-44.43	-66.24	-67.03	0.85	12.60	H
	1688.5	-64.31	-13	-51.31	-65.97	-71.00	0.56	9.40	V
	2532.75	-54.55	-13	-41.55	-60.13	-62.26	0.74	10.60	V
	3377	-58.01	-13	-45.01	-66.15	-67.61	0.85	12.60	V

Remark: Spurious emissions within 30-1000MHz were found more than 20dB below limit line.

LTE Band 5 / 10MHz / QPSK / RB Size 1 Offset 0									
Channel	Frequency (MHz)	ERP (dBm)	Limit (dBm)	Over Limit (dB)	SPA Reading (dBm)	S.G. Power (dBm)	TX Cable loss (dB)	TX Antenna Gain (dBi)	Polarization (H/V)
Lowest	1649	-56.56	-13	-43.56	-59.39	-63.25	0.56	9.40	H
	2473.5	-57.30	-13	-44.30	-63.04	-65.01	0.74	10.60	H
	3298	-57.83	-13	-44.83	-66.64	-67.43	0.85	12.60	H
	1649	-61.52	-13	-48.52	-63.18	-68.21	0.56	9.40	V
	2473.5	-53.14	-13	-40.14	-58.72	-60.85	0.74	10.60	V
	3298	-58.84	-13	-45.84	-66.98	-68.44	0.85	12.60	V
Middle	1664	-58.62	-13	-45.62	-61.45	-65.31	0.56	9.40	H
	2496	-41.91	-13	-28.91	-50.85	-49.62	0.74	10.60	H
	3328	-57.71	-13	-44.71	-66.52	-67.31	0.85	12.60	H
	1664	-61.14	-13	-48.14	-62.80	-67.83	0.56	9.40	V
	2496	-37.32	-13	-24.32	-46.34	-45.03	0.74	10.60	V
	3328	-58.13	-13	-45.13	-66.27	-67.73	0.85	12.60	V
Highest	1679	-61.17	-13	-48.17	-64.00	-67.86	0.56	9.40	H
	2518	-55.15	-13	-42.15	-60.89	-62.86	0.74	10.60	H
	3358	-57.50	-13	-44.50	-66.31	-67.10	0.85	12.60	H
	1679	-63.68	-13	-50.68	-65.34	-70.37	0.56	9.40	V
	2518	-53.34	-13	-40.34	-58.92	-61.05	0.74	10.60	V
	3358	-58.11	-13	-45.11	-66.25	-67.71	0.85	12.60	V

Remark: Spurious emissions within 30-1000MHz were found more than 20dB below limit line.

LTE Band 7 / 5MHz / QPSK / RB Size 1 Offset 0									
Channel	Frequency (MHz)	EIRP (dBm)	Limit (dBm)	Over Limit (dB)	SPA Reading (dBm)	S.G. Power (dBm)	TX Cable loss (dB)	TX Antenna Gain (dBi)	Polarization (H/V)
Lowest	5000.68	-51.38	-25	-26.38	-67.58	-63.14	0.94	12.70	H
	7501.02	-41.84	-25	-16.84	-63.21	-51.85	1.69	11.70	H
	10001.36	-44.14	-25	-19.14	-68.50	-54.80	1.44	12.10	H
	5000.68	-51.42	-25	-26.42	-67.17	-63.18	0.94	12.70	V
	7501.02	-38.04	-25	-13.04	-59.03	-48.05	1.69	11.70	V
	10001.36	-45.59	-25	-20.59	-68.49	-56.25	1.44	12.10	V
Middle	5065.68	-51.70	-25	-26.70	-67.90	-63.46	0.94	12.70	H
	7598.52	-42.08	-25	-17.08	-63.45	-52.09	1.69	11.70	H
	10131.36	-44.06	-25	-19.06	-68.42	-54.72	1.44	12.10	H
	5065.68	-50.90	-25	-25.90	-66.65	-62.66	0.94	12.70	V
	7598.52	-38.24	-25	-13.24	-59.23	-48.25	1.69	11.70	V
	10131.36	-45.43	-25	-20.43	-68.33	-56.09	1.44	12.10	V
Highest	5130.68	-50.97	-25	-25.97	-67.17	-62.73	0.94	12.70	H
	7696.02	-40.78	-25	-15.78	-62.15	-50.79	1.69	11.70	H
	10261.36	-43.63	-25	-18.63	-67.99	-54.29	1.44	12.10	H
	5130.68	-50.99	-25	-25.99	-66.74	-62.75	0.94	12.70	V
	7696.02	-35.54	-25	-10.54	-56.53	-45.55	1.69	11.70	V
	10261.36	-44.46	-25	-19.46	-67.36	-55.12	1.44	12.10	V

Remark: Spurious emissions within 30-1000MHz were found more than 20dB below limit line.

LTE Band 7 / 10MHz / QPSK / RB Size 1 Offset 0									
Channel	Frequency (MHz)	EIRP (dBm)	Limit (dBm)	Over Limit (dB)	SPA Reading (dBm)	S.G. Power (dBm)	TX Cable loss (dB)	TX Antenna Gain (dBi)	Polarization (H/V)
Lowest	5001.18	-51.51	-25	-26.51	-67.71	-63.27	0.94	12.70	H
	7501.77	-42.49	-25	-17.49	-63.86	-52.50	1.69	11.70	H
	10002.36	-44.01	-25	-19.01	-68.37	-54.67	1.44	12.10	H
	5001.18	-52.17	-25	-27.17	-67.92	-63.93	0.94	12.70	V
	7501.77	-39.13	-25	-14.13	-60.12	-49.14	1.69	11.70	V
	10002.36	-45.23	-25	-20.23	-68.13	-55.89	1.44	12.10	V
Middle	5061.18	-51.73	-25	-26.73	-67.93	-63.49	0.94	12.70	H
	7591.77	-41.90	-25	-16.90	-63.27	-51.91	1.69	11.70	H
	10122.36	-43.77	-25	-18.77	-68.13	-54.43	1.44	12.10	H
	5061.18	-52.17	-25	-27.17	-67.92	-63.93	0.94	12.70	V
	7591.77	-37.95	-25	-12.95	-58.94	-47.96	1.69	11.70	V
	10122.36	-45.38	-25	-20.38	-68.28	-56.04	1.44	12.10	V
Highest	5121.18	-51.53	-25	-26.53	-67.73	-63.29	0.94	12.70	H
	7681.77	-40.73	-25	-15.73	-62.10	-50.74	1.69	11.70	H
	10242.36	-43.85	-25	-18.85	-68.21	-54.51	1.44	12.10	H
	5121.18	-51.35	-25	-26.35	-67.1	-63.11	0.94	12.70	V
	7681.77	-36.33	-25	-11.33	-57.32	-46.34	1.69	11.70	V
	10242.36	-44.73	-25	-19.73	-67.63	-55.39	1.44	12.10	V

Remark: Spurious emissions within 30-1000MHz were found more than 20dB below limit line.

LTE Band 7 / 15MHz / QPSK / RB Size 1 Offset 0									
Channel	Frequency (MHz)	EIRP (dBm)	Limit (dBm)	Over Limit (dB)	SPA Reading (dBm)	S.G. Power (dBm)	TX Cable loss (dB)	TX Antenna Gain (dBi)	Polarization (H/V)
Lowest	5001.68	-51.44	-25	-26.44	-67.64	-63.20	0.94	12.70	H
	7502.52	-42.70	-25	-17.70	-64.07	-52.71	1.69	11.70	H
	10003.36	-44.17	-25	-19.17	-68.53	-54.83	1.44	12.10	H
	5001.68	-51.73	-25	-26.73	-67.48	-63.49	0.94	12.70	V
	7502.52	-38.37	-25	-13.37	-59.36	-48.38	1.69	11.70	V
	10003.36	-45.33	-25	-20.33	-68.23	-55.99	1.44	12.10	V
Middle	5056.68	-52.06	-25	-27.06	-68.26	-63.82	0.94	12.70	H
	7585.02	-42.49	-25	-17.49	-63.86	-52.50	1.69	11.70	H
	10131.36	-44.02	-25	-19.02	-68.38	-54.68	1.44	12.10	H
	5056.68	-52.24	-25	-27.24	-67.99	-64.00	0.94	12.70	V
	7585.02	-37.66	-25	-12.66	-58.65	-47.67	1.69	11.70	V
	10131.36	-45.73	-25	-20.73	-68.63	-56.39	1.44	12.10	V
Highest	5111.68	-51.56	-25	-26.56	-67.76	-63.32	0.94	12.70	H
	7667.52	-40.73	-25	-15.73	-62.10	-50.74	1.69	11.70	H
	10223.36	-43.07	-25	-18.07	-67.43	-53.73	1.44	12.10	H
	5111.68	-50.72	-25	-25.72	-66.47	-62.48	0.94	12.70	V
	7667.52	-35.67	-25	-10.67	-56.66	-45.68	1.69	11.70	V
	10223.36	-44.56	-25	-19.56	-67.46	-55.22	1.44	12.10	V

Remark: Spurious emissions within 30-1000MHz were found more than 20dB below limit line.

LTE Band 7 / 20MHz / QPSK / RB Size 1 Offset 0									
Channel	Frequency (MHz)	EIRP (dBm)	Limit (dBm)	Over Limit (dB)	SPA Reading (dBm)	S.G. Power (dBm)	TX Cable loss (dB)	TX Antenna Gain (dBi)	Polarization (H/V)
Lowest	5002.18	-51.23	-25	-26.23	-67.43	-62.99	0.94	12.70	H
	7503.27	-42.15	-25	-17.15	-63.52	-52.16	1.69	11.70	H
	10004.36	-43.92	-25	-18.92	-68.28	-54.58	1.44	12.10	H
	5002.18	-51.91	-25	-26.91	-67.66	-63.67	0.94	12.70	V
	7503.27	-38.51	-25	-13.51	-59.5	-48.52	1.69	11.70	V
	10004.36	-44.93	-25	-19.93	-67.83	-55.59	1.44	12.10	V
Middle	5052.18	-51.25	-25	-26.25	-67.45	-63.01	0.94	12.70	H
	7578.27	-41.81	-25	-16.81	-63.18	-51.82	1.69	11.70	H
	10104.36	-43.65	-25	-18.65	-68.01	-54.31	1.44	12.10	H
	5052.18	-51.45	-25	-26.45	-67.2	-63.21	0.94	12.70	V
	7578.27	-38.04	-25	-13.04	-59.03	-48.05	1.69	11.70	V
	10104.36	-45.15	-25	-20.15	-68.05	-55.81	1.44	12.10	V
Highest	5102.18	-51.65	-25	-26.65	-67.85	-63.41	0.94	12.70	H
	7653.27	-40.99	-25	-15.99	-62.36	-51.00	1.69	11.70	H
	10204.36	-43.70	-25	-18.70	-68.06	-54.36	1.44	12.10	H
	5102.18	-51.29	-25	-26.29	-67.04	-63.05	0.94	12.70	V
	7653.27	-36.45	-25	-11.45	-57.44	-46.46	1.69	11.70	V
	10204.36	-45.13	-25	-20.13	-68.03	-55.79	1.44	12.10	V

Remark: Spurious emissions within 30-1000MHz were found more than 20dB below limit line.

LTE Band 12 / 1.4MHz / QPSK / RB Size 1 Offset 0									
Channel	Frequency (MHz)	ERP (dBm)	Limit (dBm)	Over Limit (dB)	SPA Reading (dBm)	S.G. Power (dBm)	TX Cable loss (dB)	TX Antenna Gain (dBi)	Polarization (H/V)
Lowest	1398.14	-61.27	-13	-48.27	-64.10	-67.96	0.56	9.40	H
	2097.21	-55.30	-13	-42.30	-61.04	-63.01	0.74	10.60	H
	2796.28	-58.31	-13	-45.31	-67.12	-67.91	0.85	12.60	H
	1398.14	-62.75	-13	-49.75	-64.41	-69.44	0.56	9.40	V
	2097.21	-58.67	-13	-45.67	-64.25	-66.38	0.74	10.60	V
	2796.28	-58.55	-13	-45.55	-66.69	-68.15	0.85	12.60	V
Middle	1413.74	-59.44	-13	-46.44	-62.27	-66.13	0.56	9.40	H
	2120.61	-59.93	-13	-46.93	-65.67	-67.64	0.74	10.60	H
	2827.48	-56.88	-13	-43.88	-65.69	-66.48	0.85	12.60	H
	1413.74	-59.47	-13	-46.47	-61.13	-66.16	0.56	9.40	V
	2120.61	-60.38	-13	-47.38	-65.96	-68.09	0.74	10.60	V
	2827.48	-58.66	-13	-45.66	-66.80	-68.26	0.85	12.60	V
Highest	1429.34	-59.43	-13	-46.43	-62.26	-66.12	0.56	9.40	H
	2144.01	-55.38	-13	-42.38	-61.12	-63.09	0.74	10.60	H
	2858.68	-58.33	-13	-45.33	-67.14	-67.93	0.85	12.60	H
	1429.34	-59.62	-13	-46.62	-61.28	-66.31	0.56	9.40	V
	2144.01	-60.19	-13	-47.19	-65.77	-67.90	0.74	10.60	V
	2858.68	-58.54	-13	-45.54	-66.68	-68.14	0.85	12.60	V

Remark: Spurious emissions within 30-1000MHz were found more than 20dB below limit line.

LTE Band 12 / 3MHz / QPSK / RB Size 1 Offset 0									
Channel	Frequency (MHz)	ERP (dBm)	Limit (dBm)	Over Limit (dB)	SPA Reading (dBm)	S.G. Power (dBm)	TX Cable loss (dB)	TX Antenna Gain (dBi)	Polarization (H/V)
Lowest	1398.3	-61.49	-13	-48.49	-64.32	-68.18	0.56	9.40	H
	2097.45	-59.74	-13	-46.74	-65.48	-67.45	0.74	10.60	H
	2796.6	-58.39	-13	-45.39	-67.20	-67.99	0.85	12.60	H
	1398.3	-62.42	-13	-49.42	-64.08	-69.11	0.56	9.40	V
	2097.45	-46.68	-13	-33.68	-53.90	-54.39	0.74	10.60	V
	2796.6	-58.74	-13	-45.74	-66.88	-68.34	0.85	12.60	V
Middle	1412.3	-61.66	-13	-48.66	-64.49	-68.35	0.56	9.40	H
	2118.45	-47.04	-13	-34.04	-54.51	-54.75	0.74	10.60	H
	2824.6	-57.74	-13	-44.74	-66.55	-67.34	0.85	12.60	H
	1412.3	-61.43	-13	-48.43	-63.09	-68.12	0.56	9.40	V
	2118.45	-48.82	-13	-35.82	-55.49	-56.53	0.74	10.60	V
	2824.6	-58.51	-13	-45.51	-66.65	-68.11	0.85	12.60	V
Highest	1427	-61.09	-13	-48.09	-63.92	-67.78	0.56	9.40	H
	2140.5	-56.15	-13	-43.15	-61.89	-63.86	0.74	10.60	H
	2854	-58.69	-13	-45.69	-67.50	-68.29	0.85	12.60	H
	1427	-62.32	-13	-49.32	-63.98	-69.01	0.56	9.40	V
	2140.5	-58.86	-13	-45.86	-64.44	-66.57	0.74	10.60	V
	2854	-59.09	-13	-46.09	-67.23	-68.69	0.85	12.60	V

Remark: Spurious emissions within 30-1000MHz were found more than 20dB below limit line.

LTE Band 12 / 5MHz / QPSK / RB Size 1 Offset 0									
Channel	Frequency (MHz)	ERP (dBm)	Limit (dBm)	Over Limit (dB)	SPA Reading (dBm)	S.G. Power (dBm)	TX Cable loss (dB)	TX Antenna Gain (dBi)	Polarization (H/V)
Lowest	1398.5	-61.74	-13	-48.74	-64.57	-68.43	0.56	9.40	H
	2097.75	-53.95	-13	-40.95	-59.69	-61.66	0.74	10.60	H
	2797	-58.02	-13	-45.02	-66.83	-67.62	0.85	12.60	H
	1398.5	-61.39	-13	-48.39	-63.05	-68.08	0.56	9.40	V
	2097.75	-43.78	-13	-30.78	-51.85	-51.49	0.74	10.60	V
	2797	-58.77	-13	-45.77	-66.91	-68.37	0.85	12.60	V
Middle	1410.5	-59.87	-13	-46.87	-62.70	-66.56	0.56	9.40	H
	2115.75	-41.94	-13	-28.94	-50.88	-49.65	0.74	10.60	H
	2821	-58.21	-13	-45.21	-67.02	-67.81	0.85	12.60	H
	1410.5	-59.83	-13	-46.83	-61.49	-66.52	0.56	9.40	V
	2115.75	-49.55	-13	-36.55	-56.08	-57.26	0.74	10.60	V
	2821	-58.94	-13	-45.94	-67.08	-68.54	0.85	12.60	V
Highest	1422.5	-60.99	-13	-47.99	-63.82	-67.68	0.56	9.40	H
	2133.75	-50.21	-13	-37.21	-56.42	-57.92	0.74	10.60	H
	2845	-57.51	-13	-44.51	-66.32	-67.11	0.85	12.60	H
	1422.5	-62.47	-13	-49.47	-64.13	-69.16	0.56	9.40	V
	2133.75	-54.54	-13	-41.54	-60.12	-62.25	0.74	10.60	V
	2845	-57.99	-13	-44.99	-66.13	-67.59	0.85	12.60	V

Remark: Spurious emissions within 30-1000MHz were found more than 20dB below limit line.

LTE Band 12 / 10MHz / QPSK / RB Size 1 Offset 0									
Channel	Frequency (MHz)	ERP (dBm)	Limit (dBm)	Over Limit (dB)	SPA Reading (dBm)	S.G. Power (dBm)	TX Cable loss (dB)	TX Antenna Gain (dBi)	Polarization (H/V)
Lowest	1399	-62.00	-13	-49.00	-64.83	-68.69	0.56	9.40	H
	2098.5	-53.94	-13	-40.94	-59.68	-61.65	0.74	10.60	H
	2798	-58.22	-13	-45.22	-67.03	-67.82	0.85	12.60	H
	1399	-61.56	-13	-48.56	-63.22	-68.25	0.56	9.40	V
	2098.5	-46.30	-13	-33.30	-53.64	-54.01	0.74	10.60	V
	2798	-58.68	-13	-45.68	-66.82	-68.28	0.85	12.60	V
Middle	1406	-61.34	-13	-48.34	-64.17	-68.03	0.56	9.40	H
	2109	-43.90	-13	-30.90	-52.20	-51.61	0.74	10.60	H
	2812	-57.74	-13	-44.74	-66.55	-67.34	0.85	12.60	H
	1406	-63.05	-13	-50.05	-64.71	-69.74	0.56	9.40	V
	2109	-39.16	-13	-26.16	-47.86	-46.87	0.74	10.60	V
	2812	-58.21	-13	-45.21	-66.35	-67.81	0.85	12.60	V
Highest	1413	-61.60	-13	-48.60	-64.43	-68.29	0.56	9.40	H
	2119.5	-52.61	-13	-39.61	-58.35	-60.32	0.74	10.60	H
	2826	-57.73	-13	-44.73	-66.54	-67.33	0.85	12.60	H
	1413	-62.29	-13	-49.29	-63.95	-68.98	0.56	9.40	V
	2119.5	-51.84	-13	-38.84	-57.73	-59.55	0.74	10.60	V
	2826	-58.76	-13	-45.76	-66.90	-68.36	0.85	12.60	V

Remark: Spurious emissions within 30-1000MHz were found more than 20dB below limit line.

LTE Band 17 / 5MHz / QPSK / RB Size 1 Offset 0									
Channel	Frequency (MHz)	ERP (dBm)	Limit (dBm)	Over Limit (dB)	SPA Reading (dBm)	S.G. Power (dBm)	TX Cable loss (dB)	TX Antenna Gain (dBi)	Polarization (H/V)
Lowest	1408.68	-61.67	-13	-48.67	-64.50	-68.36	0.56	9.40	H
	2113.02	-60.45	-13	-47.45	-66.19	-68.16	0.74	10.60	H
	2817.36	-57.95	-13	-44.95	-66.76	-67.55	0.85	12.60	H
	1408.68	-63.06	-13	-50.06	-64.72	-69.75	0.56	9.40	V
	2113.02	-61.02	-13	-48.02	-66.60	-68.73	0.74	10.60	V
	2817.36	-58.27	-13	-45.27	-66.41	-67.87	0.85	12.60	V
Middle	1415.68	-61.11	-13	-48.11	-63.94	-67.80	0.56	9.40	H
	2123.58	-61.21	-13	-48.21	-66.95	-68.92	0.74	10.60	H
	2831.36	-57.99	-13	-44.99	-66.80	-67.59	0.85	12.60	H
	1415.68	-63.09	-13	-50.09	-64.75	-69.78	0.56	9.40	V
	2123.58	-60.11	-13	-47.11	-65.69	-67.82	0.74	10.60	V
	2831.36	-58.92	-13	-45.92	-67.06	-68.52	0.85	12.60	V
Highest	1422.68	-61.45	-13	-48.45	-64.28	-68.14	0.56	9.40	H
	2134.02	-61.17	-13	-48.17	-66.91	-68.88	0.74	10.60	H
	2845.36	-58.12	-13	-45.12	-66.93	-67.72	0.85	12.60	H
	1422.68	-62.83	-13	-49.83	-64.49	-69.52	0.56	9.40	V
	2134.02	-60.66	-13	-47.66	-66.24	-68.37	0.74	10.60	V
	2845.36	-58.68	-13	-45.68	-66.82	-68.28	0.85	12.60	V

Remark: Spurious emissions within 30-1000MHz were found more than 20dB below limit line.

LTE Band 17 / 10MHz / QPSK / RB Size 1 Offset 0									
Channel	Frequency (MHz)	ERP (dBm)	Limit (dBm)	Over Limit (dB)	SPA Reading (dBm)	S.G. Power (dBm)	TX Cable loss (dB)	TX Antenna Gain (dBi)	Polarization (H/V)
Lowest	1409.18	-62.02	-13	-49.02	-64.85	-68.71	0.56	9.40	H
	2113.77	-60.70	-13	-47.70	-66.44	-68.41	0.74	10.60	H
	2818.36	-57.38	-13	-44.38	-66.19	-66.98	0.85	12.60	H
	1409.18	-62.53	-13	-49.53	-64.19	-69.22	0.56	9.40	V
	2113.77	-60.21	-13	-47.21	-65.79	-67.92	0.74	10.60	V
	2818.36	-58.73	-13	-45.73	-66.87	-68.33	0.85	12.60	V
Middle	1411.18	-61.16	-13	-48.16	-63.99	-67.85	0.56	9.40	H
	2116.77	-60.28	-13	-47.28	-66.02	-67.99	0.74	10.60	H
	2822.36	-58.22	-13	-45.22	-67.03	-67.82	0.85	12.60	H
	1411.18	-62.50	-13	-49.50	-64.16	-69.19	0.56	9.40	V
	2116.77	-60.57	-13	-47.57	-66.15	-68.28	0.74	10.60	V
	2822.36	-58.25	-13	-45.25	-66.39	-67.85	0.85	12.60	V
Highest	1413.18	-62.44	-13	-49.44	-65.27	-69.13	0.56	9.40	H
	2119.77	-60.58	-13	-47.58	-66.32	-68.29	0.74	10.60	H
	2826.36	-57.68	-13	-44.68	-66.49	-67.28	0.85	12.60	H
	1413.18	-62.76	-13	-49.76	-64.42	-69.45	0.56	9.40	V
	2119.77	-60.56	-13	-47.56	-66.14	-68.27	0.74	10.60	V
	2826.36	-58.92	-13	-45.92	-67.06	-68.52	0.85	12.60	V

Remark: Spurious emissions within 30-1000MHz were found more than 20dB below limit line.