WCDMA Band IV (RMC 12.2Kbps)	
Lowest Channel	
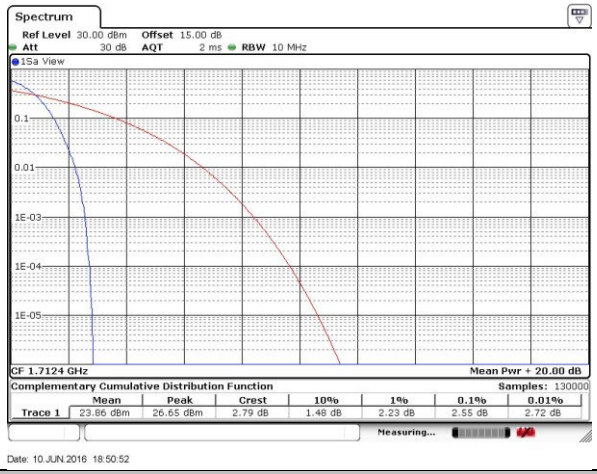	
Middle Channel	
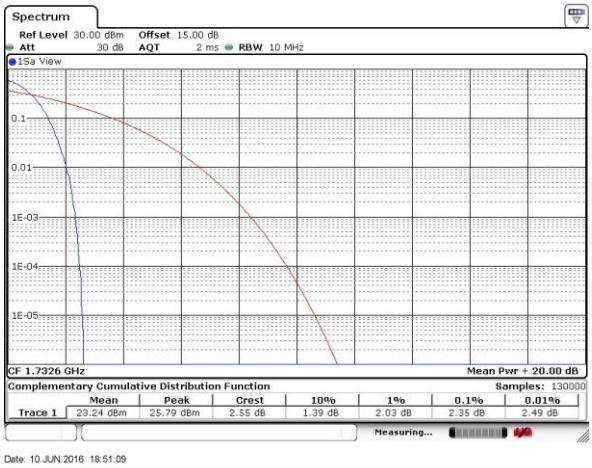	
Highest Channel	
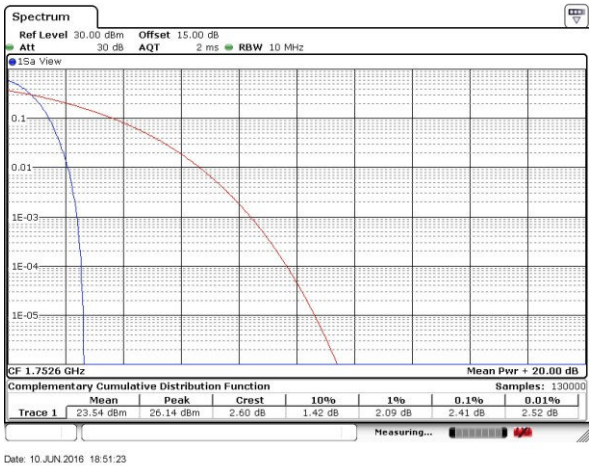	

26dB Bandwidth

Mode	WCDMA Band V(MHz)	WCDMA Band II(MHz)	WCDMA Band IV(MHz)
Mod.	RMC 12.2Kbps	RMC 12.2Kbps	RMC 12.2Kbps
Lowest CH	4.74	4.72	4.75
Middle CH	4.75	4.72	4.77
Highest CH	4.72	4.72	4.78

WCDMA Band V (RMC 12.2Kbps)

Lowest Channel

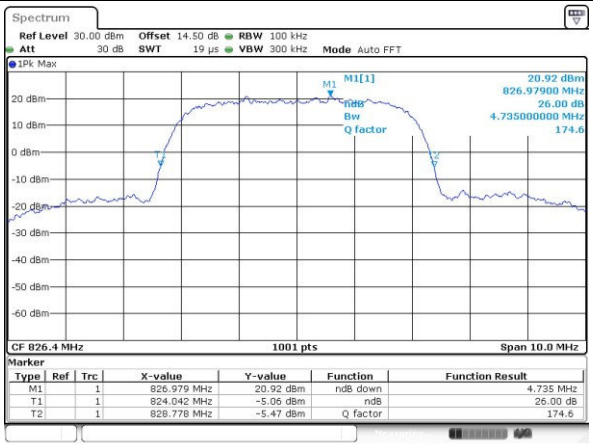

Middle Channel

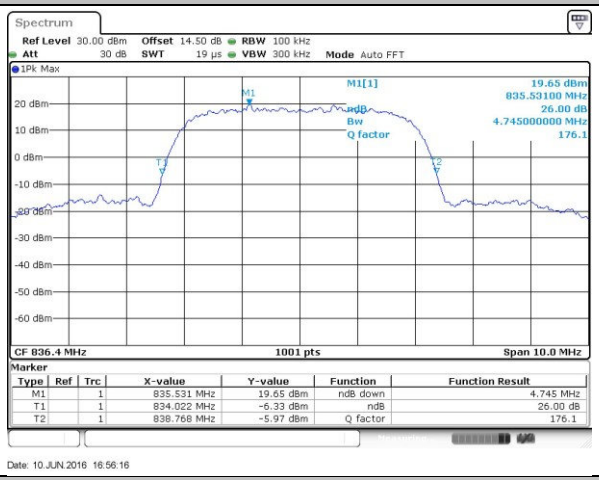

Highest Channel

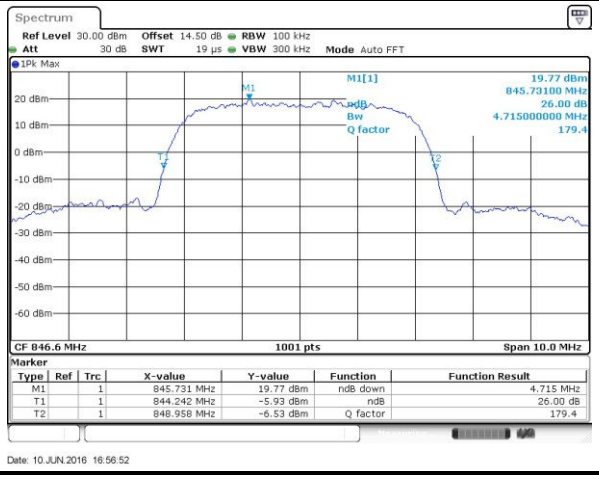

WCDMA Band II (RMC 12.2Kbps)

Lowest Channel

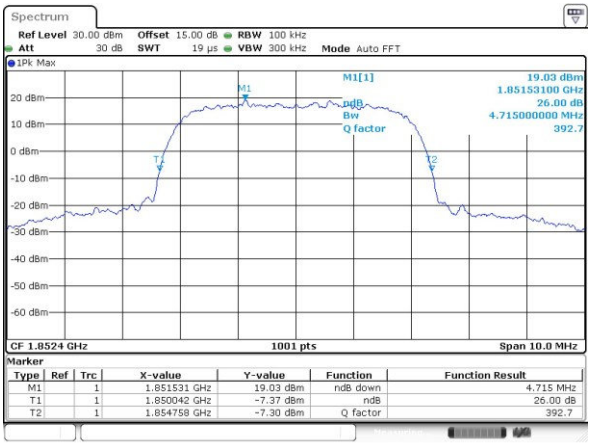

Middle Channel

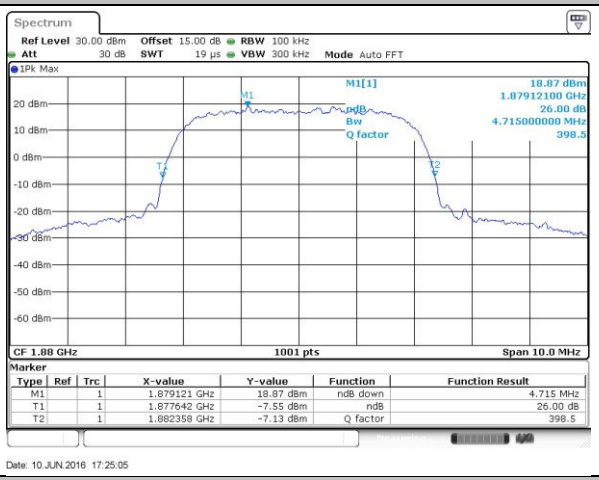

Highest Channel

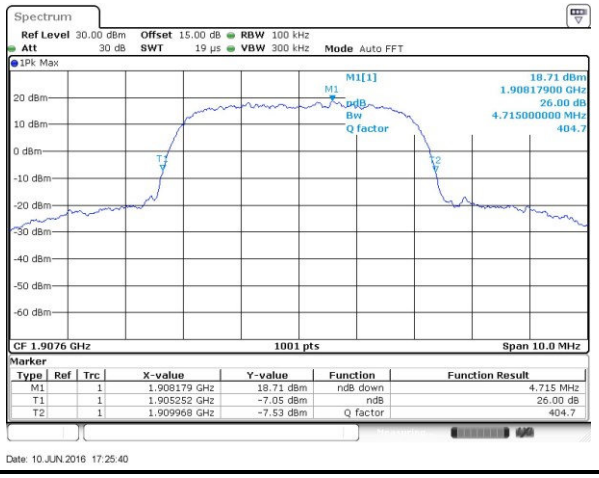

WCDMA Band IV (RMC 12.2Kbps)

Lowest Channel

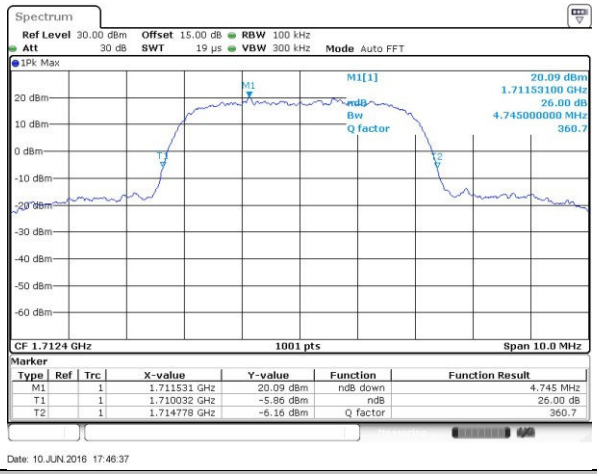

Middle Channel

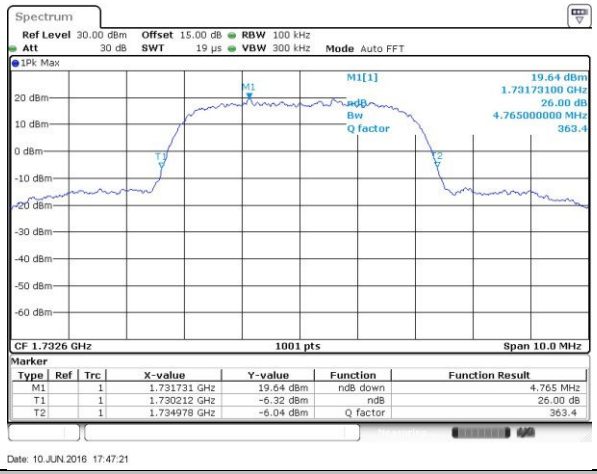

Highest Channel

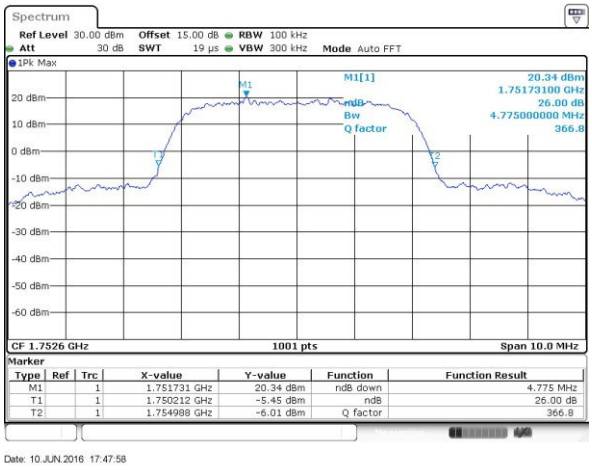

Occupied Bandwidth

Mode	WCDMA Band V(MHz)	WCDMA Band II(MHz)	WCDMA Band IV(MHz)
Mod.	RMC 12.2Kbps	RMC 12.2Kbps	RMC 12.2Kbps
Lowest CH	4.12	4.12	4.12
Middle CH	4.13	4.11	4.14
Highest CH	4.12	4.11	4.14

WCDMA Band V (RMC 12.2Kbps)	WCDMA Band II (RMC 12.2Kbps)
Lowest Channel	**Lowest Channel**
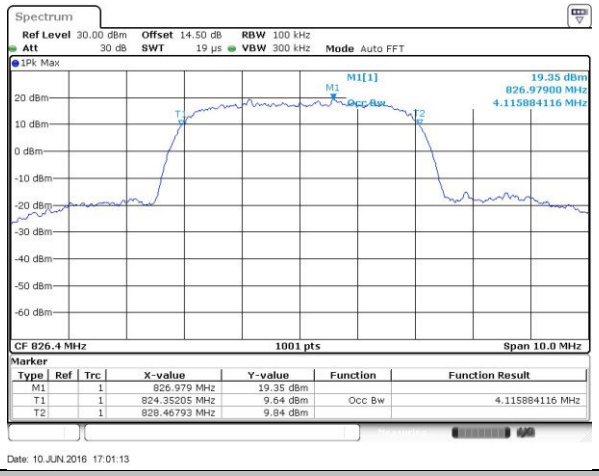	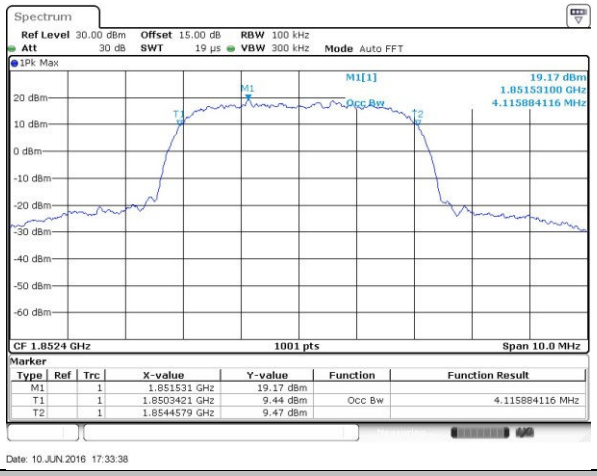
Middle Channel	**Middle Channel**
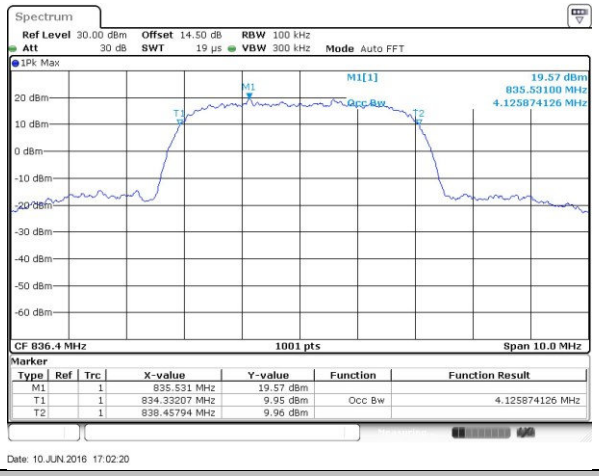	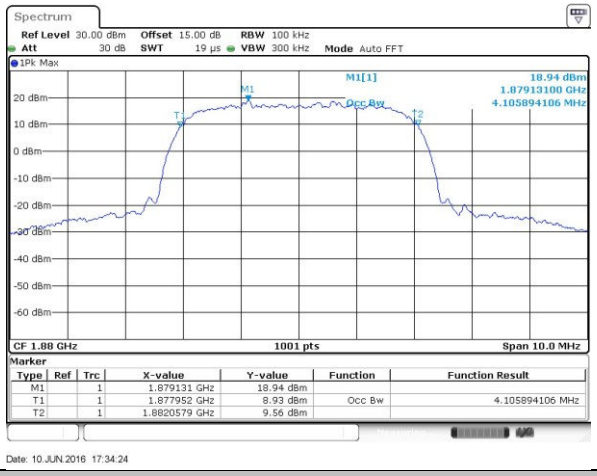
Highest Channel	**Highest Channel**
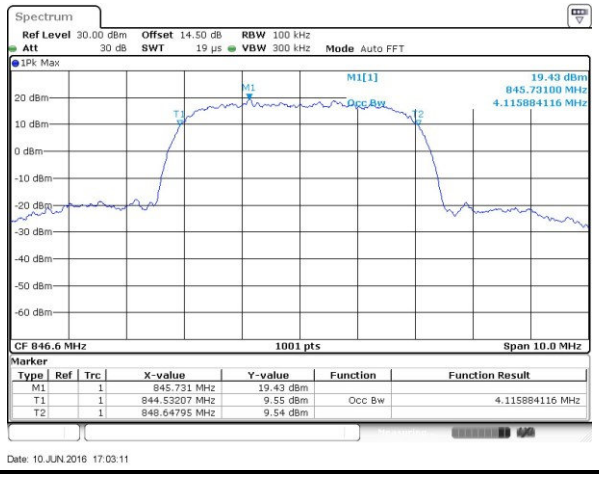	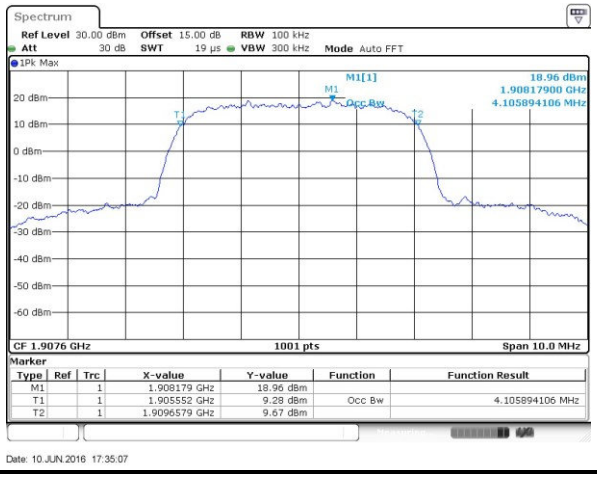

WCDMA Band IV (RMC 12.2Kbps)	
Lowest Channel	
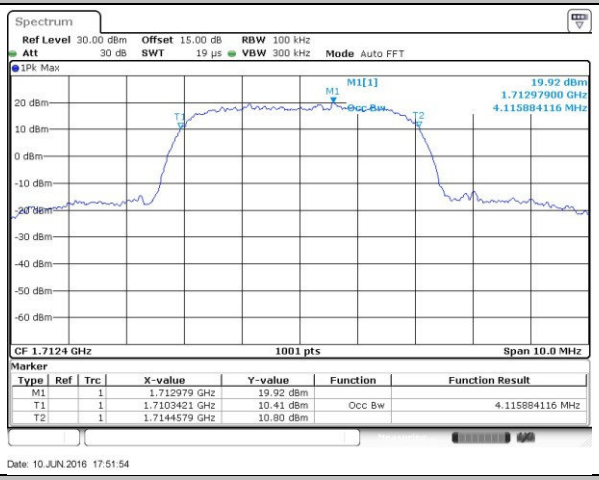	
Middle Channel	
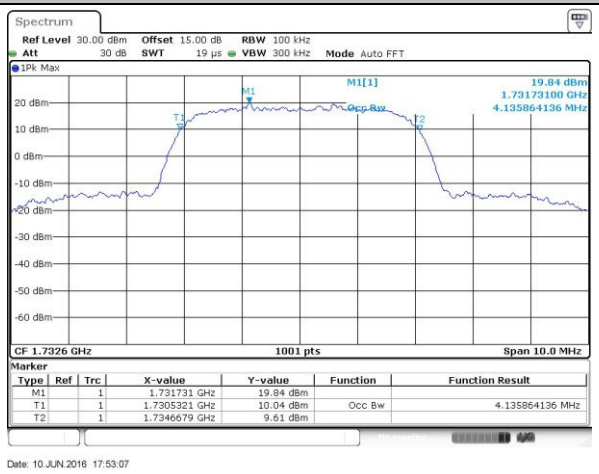	
Highest Channel	
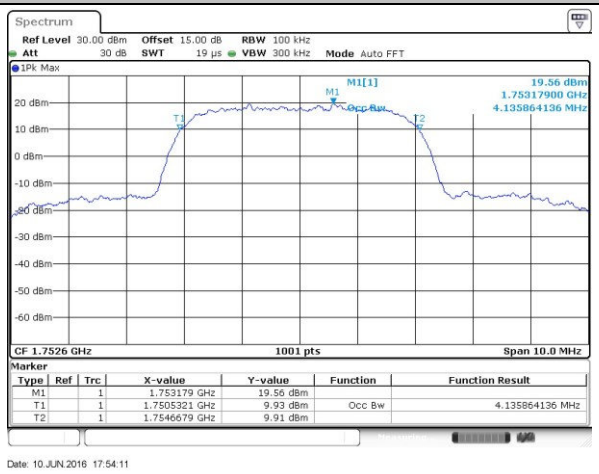	

Conducted Band Edge

WCDMA Band V (RMC 12.2Kbps)	
Lowest Band Edge	**Highest Band Edge**

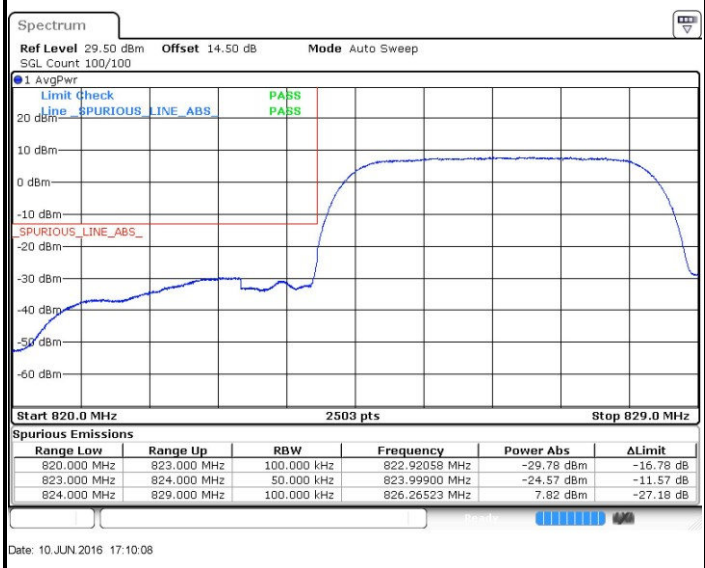

Spurious Emissions

Range Low	Range Up	RBW	Frequency	Power Abs	ΔLimit
820.000 MHz	823.000 MHz	100.000 kHz	822.92058 MHz	-29.78 dBm	-16.78 dB
823.000 MHz	824.000 MHz	50.000 kHz	823.99900 MHz	-24.57 dBm	-11.57 dB
824.000 MHz	829.000 MHz	100.000 kHz	826.26523 MHz	7.82 dBm	-27.18 dB

Date: 10.JUN.2016 17:10:08

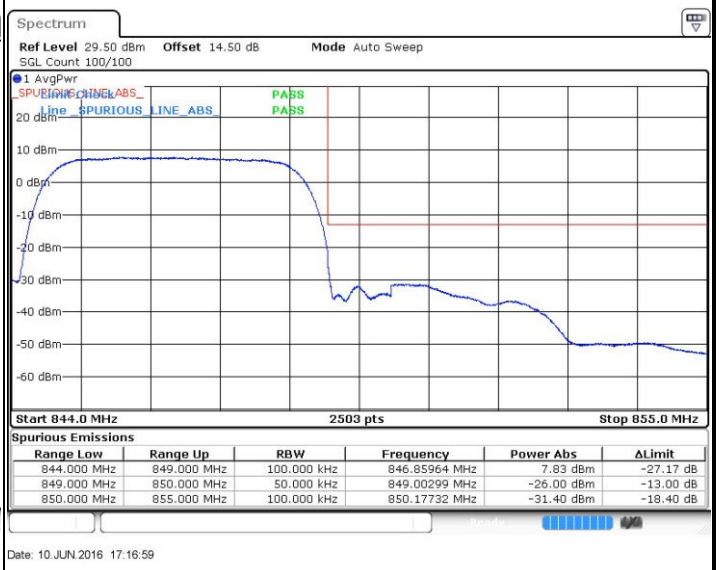

Spurious Emissions

Range Low	Range Up	RBW	Frequency	Power Abs	ΔLimit
844.000 MHz	849.000 MHz	100.000 kHz	846.85964 MHz	7.83 dBm	-27.17 dB
849.000 MHz	850.000 MHz	50.000 kHz	849.00299 MHz	-26.00 dBm	-13.00 dB
850.000 MHz	855.000 MHz	100.000 kHz	850.17732 MHz	-31.40 dBm	-18.40 dB

Date: 10.JUN.2016 17:16:59

WCDMA Band II (RMC 12.2Kbps)	
Lowest Band Edge	**Highest Band Edge**

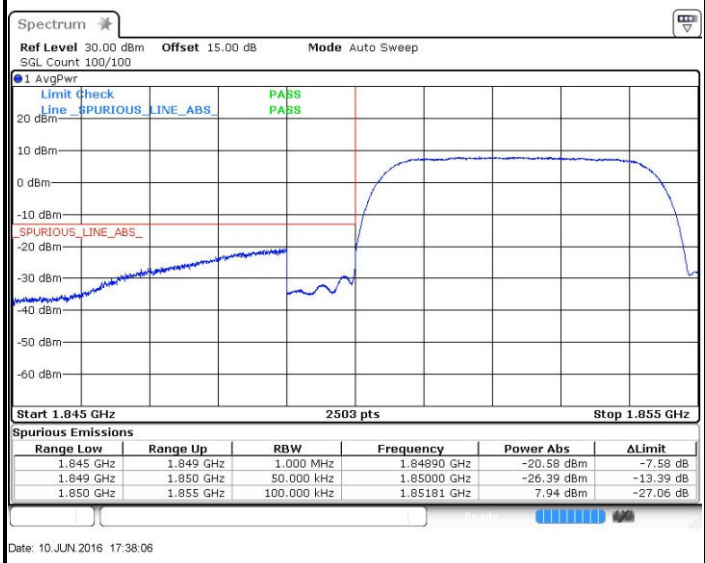

Spurious Emissions

Range Low	Range Up	RBW	Frequency	Power Abs	ΔLimit
1.845 GHz	1.849 GHz	1.000 MHz	1.84890 GHz	-20.58 dBm	-7.58 dB
1.849 GHz	1.850 GHz	50.000 kHz	1.85000 GHz	-26.39 dBm	-13.39 dB
1.850 GHz	1.855 GHz	100.000 kHz	1.85181 GHz	7.94 dBm	-27.06 dB

Date: 10.JUN.2016 17:38:06

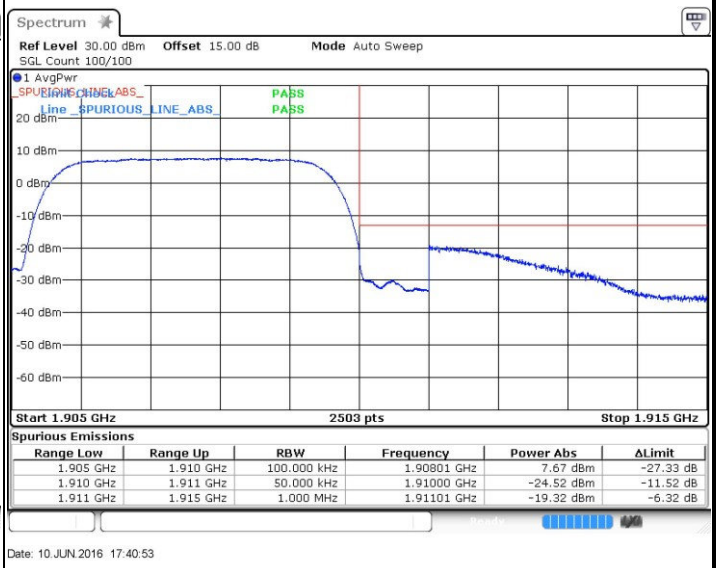

Spurious Emissions

Range Low	Range Up	RBW	Frequency	Power Abs	ΔLimit
1.905 GHz	1.910 GHz	100.000 kHz	1.90801 GHz	7.67 dBm	-27.33 dB
1.910 GHz	1.911 GHz	50.000 kHz	1.91000 GHz	-24.52 dBm	-11.52 dB
1.911 GHz	1.915 GHz	1.000 MHz	1.91101 GHz	-19.32 dBm	-6.32 dB

Date: 10.JUN.2016 17:40:53

WCDMA Band IV (RMC 12.2Kbps)	
Lowest Band Edge	**Highest Band Edge**

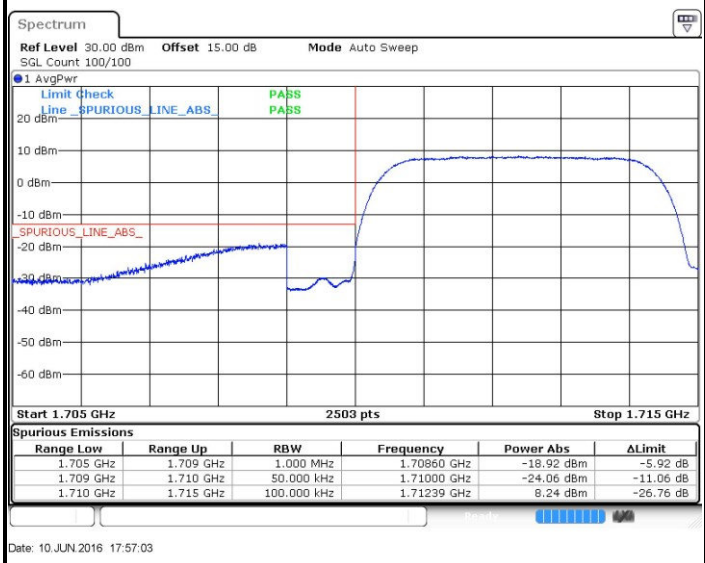

Spurious Emissions

Range Low	Range Up	RBW	Frequency	Power Abs	ΔLimit
1.705 GHz	1.709 GHz	1.000 MHz	1.70860 GHz	-18.92 dBm	-5.92 dB
1.709 GHz	1.710 GHz	50.000 kHz	1.71000 GHz	-24.06 dBm	-11.06 dB
1.710 GHz	1.715 GHz	100.000 kHz	1.71239 GHz	8.24 dBm	-26.76 dB

Date: 10.JUN.2016 17:57:03

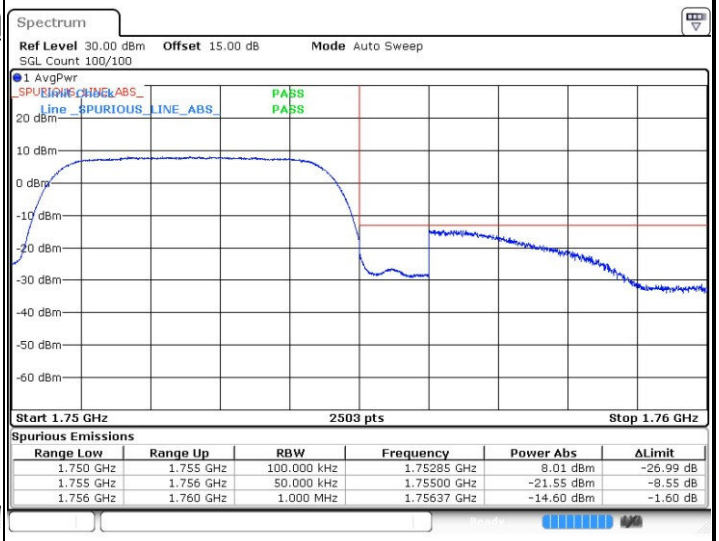

Spurious Emissions

Range Low	Range Up	RBW	Frequency	Power Abs	ΔLimit
1.750 GHz	1.755 GHz	100.000 kHz	1.75285 GHz	8.01 dBm	-26.99 dB
1.755 GHz	1.756 GHz	50.000 kHz	1.75500 GHz	-21.55 dBm	-8.55 dB
1.756 GHz	1.760 GHz	1.000 MHz	1.75637 GHz	-14.60 dBm	-1.60 dB

Date: 10.JUN.2016 18:45:56

Conducted Spurious Emission

WCDMA Band V (RMC 12.2Kbps)

Lowest Channel

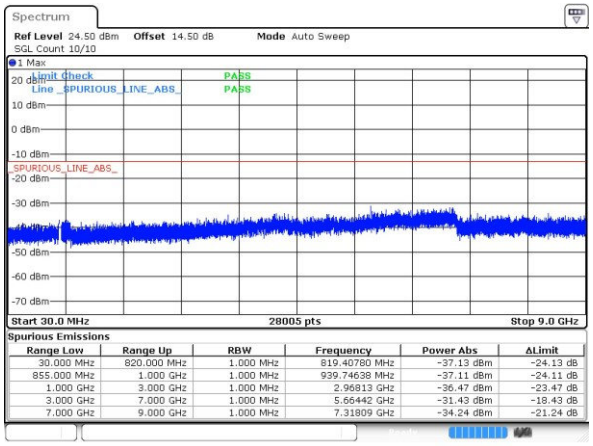

Spurious Emissions

Range Low	Range Up	RBW	Frequency	Power Abs	ΔLimit
30.000 MHz	820.000 MHz	1.000 MHz	819.40780 MHz	-37.13 dBm	-24.13 dB
855.000 MHz	1.000 GHz	1.000 MHz	939.74638 MHz	-37.11 dBm	-24.11 dB
1.000 GHz	3.000 GHz	1.000 MHz	2.96813 GHz	-36.47 dBm	-23.47 dB
3.000 GHz	7.000 GHz	1.000 MHz	5.66442 GHz	-31.43 dBm	-18.43 dB
7.000 GHz	9.000 GHz	1.000 MHz	7.31809 GHz	-34.24 dBm	-21.24 dB

Date: 10.JUN.2016 17:18:24

Middle Channel

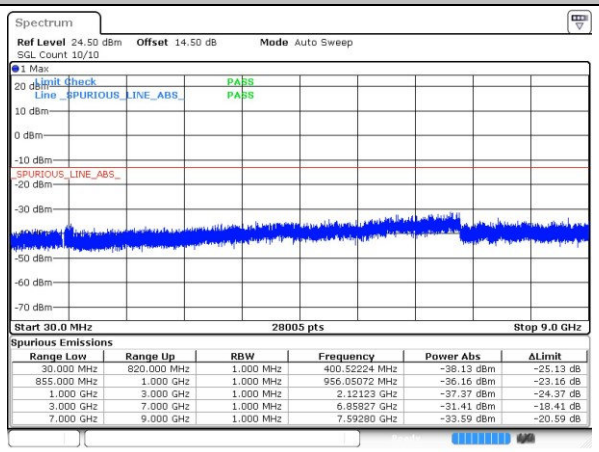

Spurious Emissions

Range Low	Range Up	RBW	Frequency	Power Abs	ΔLimit
30.000 MHz	820.000 MHz	1.000 MHz	400.52224 MHz	-38.13 dBm	-25.13 dB
855.000 MHz	1.000 GHz	1.000 MHz	956.05072 MHz	-36.16 dBm	-23.16 dB
1.000 GHz	3.000 GHz	1.000 MHz	2.12123 GHz	-37.37 dBm	-24.37 dB
3.000 GHz	7.000 GHz	1.000 MHz	6.85827 GHz	-31.41 dBm	-18.41 dB
7.000 GHz	9.000 GHz	1.000 MHz	7.59280 GHz	-33.59 dBm	-20.59 dB

Date: 10.JUN.2016 17:19:42

Highest Channel

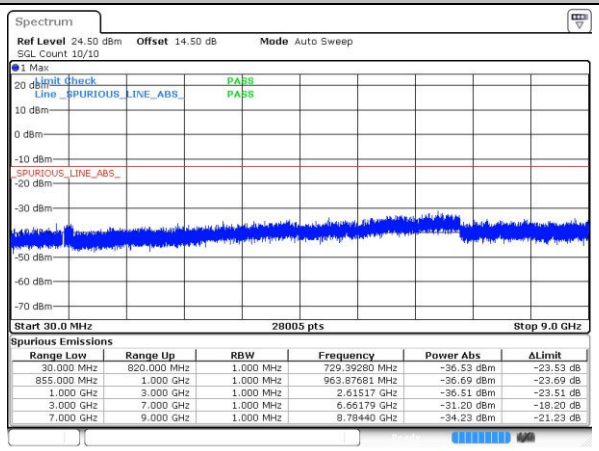

Spurious Emissions

Range Low	Range Up	RBW	Frequency	Power Abs	ΔLimit
30.000 MHz	820.000 MHz	1.000 MHz	729.39280 MHz	-36.53 dBm	-23.53 dB
855.000 MHz	1.000 GHz	1.000 MHz	963.87681 MHz	-36.69 dBm	-23.69 dB
1.000 GHz	3.000 GHz	1.000 MHz	2.61517 GHz	-36.51 dBm	-23.51 dB
3.000 GHz	7.000 GHz	1.000 MHz	6.66179 GHz	-31.20 dBm	-18.20 dB
7.000 GHz	9.000 GHz	1.000 MHz	8.78440 GHz	-34.23 dBm	-21.23 dB

Date: 10.JUN.2016 17:21:01

WCDMA Band II (RMC 12.2Kbps)

Lowest Channel

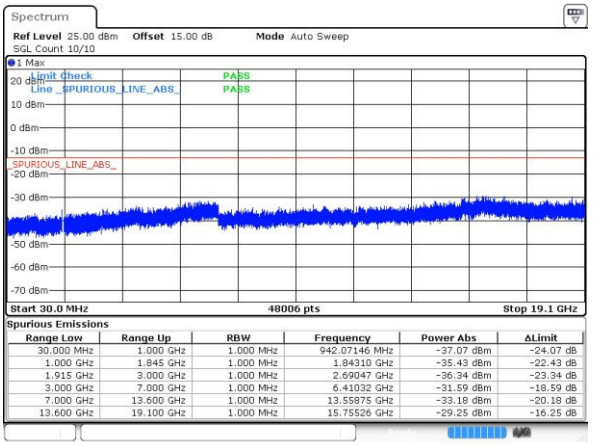

Spurious Emissions

Range Low	Range Up	RBW	Frequency	Power Abs	ΔLimit
30.000 MHz	1.000 GHz	1.000 MHz	942.07146 MHz	-37.07 dBm	-24.07 dB
1.000 GHz	1.845 GHz	1.000 MHz	1.84310 GHz	-35.43 dBm	-22.43 dB
1.915 GHz	3.000 GHz	1.000 MHz	2.69047 GHz	-36.34 dBm	-23.34 dB
3.000 GHz	7.000 GHz	1.000 MHz	6.41032 GHz	-31.59 dBm	-18.59 dB
7.000 GHz	13.600 GHz	1.000 MHz	13.55875 GHz	-33.18 dBm	-20.18 dB
13.600 GHz	19.100 GHz	1.000 MHz	15.75526 GHz	-29.25 dBm	-16.25 dB

Date: 10.JUN.2016 17:42:16

Middle Channel

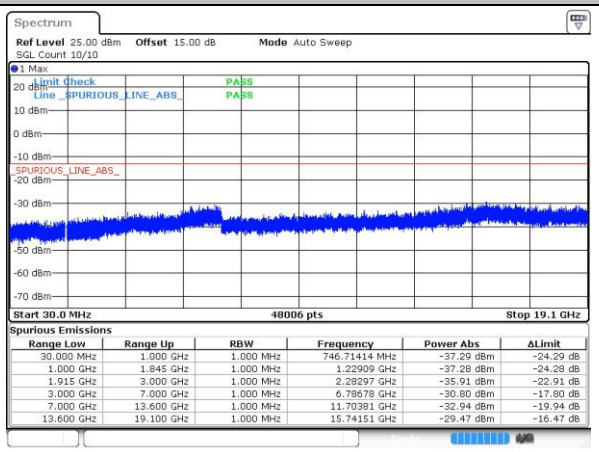

Spurious Emissions

Range Low	Range Up	RBW	Frequency	Power Abs	ΔLimit
30.000 MHz	1.000 GHz	1.000 MHz	746.71414 MHz	-37.29 dBm	-24.29 dB
1.000 GHz	1.845 GHz	1.000 MHz	1.22909 GHz	-37.28 dBm	-24.28 dB
1.915 GHz	3.000 GHz	1.000 MHz	2.28297 GHz	-35.91 dBm	-22.91 dB
3.000 GHz	7.000 GHz	1.000 MHz	6.78678 GHz	-30.80 dBm	-17.80 dB
7.000 GHz	13.600 GHz	1.000 MHz	11.70381 GHz	-32.94 dBm	-19.94 dB
13.600 GHz	19.100 GHz	1.000 MHz	15.74151 GHz	-29.47 dBm	-16.47 dB

Date: 10.JUN.2016 17:43:42

Highest Channel

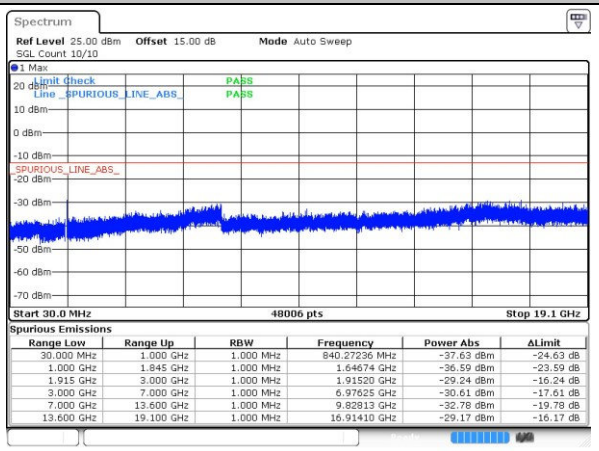

Spurious Emissions

Range Low	Range Up	RBW	Frequency	Power Abs	ΔLimit
30.000 MHz	1.000 GHz	1.000 MHz	840.27236 MHz	-37.63 dBm	-24.63 dB
1.000 GHz	1.845 GHz	1.000 MHz	1.64674 GHz	-36.59 dBm	-23.59 dB
1.915 GHz	3.000 GHz	1.000 MHz	1.91520 GHz	-29.24 dBm	-16.24 dB
3.000 GHz	7.000 GHz	1.000 MHz	6.97625 GHz	-30.61 dBm	-17.61 dB
7.000 GHz	13.600 GHz	1.000 MHz	9.82813 GHz	-32.78 dBm	-19.78 dB
13.600 GHz	19.100 GHz	1.000 MHz	16.91410 GHz	-29.17 dBm	-16.17 dB

Date: 10.JUN.2016 17:44:59

WCDMA Band IV (RMC 12.2Kbps)

Lowest Channel

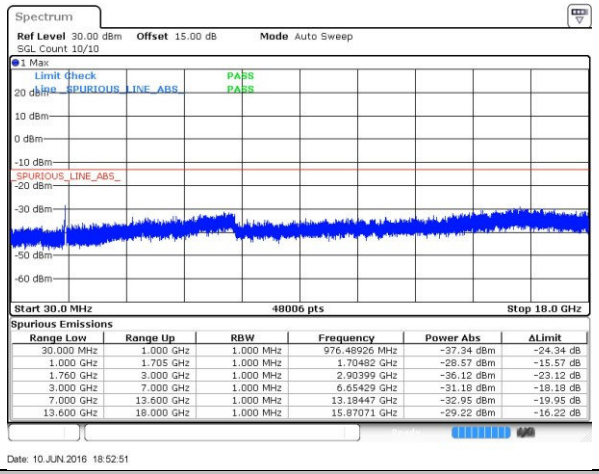

Spurious Emissions

Range Low	Range Up	RBW	Frequency	Power Abs	ΔLimit
30.000 MHz	1.000 GHz	1.000 MHz	976.48926 MHz	-37.34 dBm	-24.34 dB
1.000 GHz	1.705 GHz	1.000 MHz	1.70482 GHz	-28.57 dBm	-15.57 dB
1.760 GHz	3.000 GHz	1.000 MHz	2.90399 GHz	-36.12 dBm	-23.12 dB
3.000 GHz	7.000 GHz	1.000 MHz	6.65429 GHz	-31.18 dBm	-18.18 dB
7.000 GHz	13.600 GHz	1.000 MHz	13.18447 GHz	-32.95 dBm	-19.95 dB
13.600 GHz	18.000 GHz	1.000 MHz	15.87071 GHz	-29.22 dBm	-16.22 dB

Date: 10.JUN.2016 18:52:51

Middle Channel

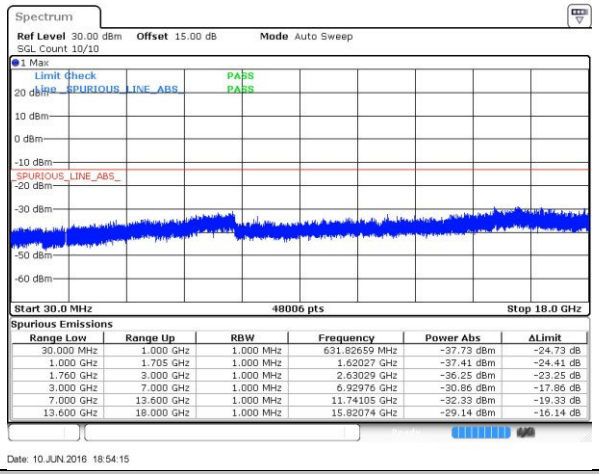

Spurious Emissions

Range Low	Range Up	RBW	Frequency	Power Abs	ΔLimit
30.000 MHz	1.000 GHz	1.000 MHz	631.82659 MHz	-37.73 dBm	-24.73 dB
1.000 GHz	1.705 GHz	1.000 MHz	1.62027 GHz	-37.41 dBm	-24.41 dB
1.760 GHz	3.000 GHz	1.000 MHz	2.63029 GHz	-36.25 dBm	-23.25 dB
3.000 GHz	7.000 GHz	1.000 MHz	6.92976 GHz	-30.86 dBm	-17.86 dB
7.000 GHz	13.600 GHz	1.000 MHz	11.74105 GHz	-32.33 dBm	-19.33 dB
13.600 GHz	18.000 GHz	1.000 MHz	15.82074 GHz	-29.14 dBm	-16.14 dB

Date: 10.JUN.2016 18:54:15

Highest Channel

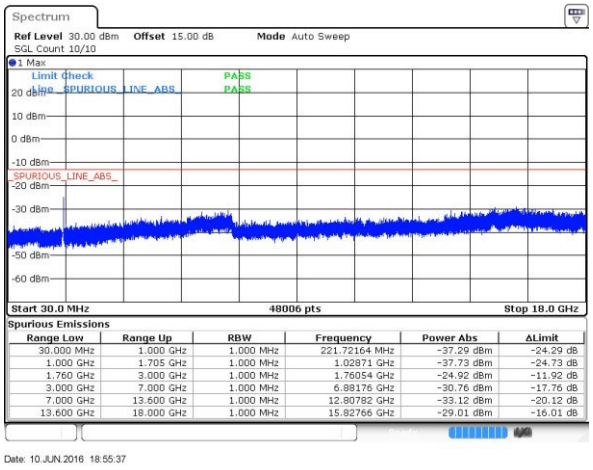

Spurious Emissions

Range Low	Range Up	RBW	Frequency	Power Abs	ΔLimit
30.000 MHz	1.000 GHz	1.000 MHz	221.72164 MHz	-37.29 dBm	-24.29 dB
1.000 GHz	1.705 GHz	1.000 MHz	1.02871 GHz	-37.73 dBm	-24.73 dB
1.760 GHz	3.000 GHz	1.000 MHz	1.76054 GHz	-24.92 dBm	-11.92 dB
3.000 GHz	7.000 GHz	1.000 MHz	6.88176 GHz	-30.76 dBm	-17.76 dB
7.000 GHz	13.600 GHz	1.000 MHz	12.80782 GHz	-33.12 dBm	-20.12 dB
13.600 GHz	18.000 GHz	1.000 MHz	15.82766 GHz	-29.01 dBm	-16.01 dB

Date: 10.JUN.2016 18:55:37

Frequency Stability

Test Conditions	Middle Channel	WCDMA Band V (RMC 12.2Kbps)	Limit 2.5ppm
Temperature (°C)	Voltage (Volt)	Deviation (ppm)	Result
50	Normal Voltage	0.0012	PASS
40	Normal Voltage	0.0036	
30	Normal Voltage	0.0048	
20(Ref.)	Normal Voltage	0.0000	
10	Normal Voltage	0.0359	
0	Normal Voltage	0.0646	
-10	Normal Voltage	0.0586	
-20	Normal Voltage	0.0120	
-30	Normal Voltage	0.0060	
20	Maximum Voltage	0.0227	
20	Normal Voltage	0.0036	
20	Battery End Point	0.0717	

Note: Normal Voltage = 3.8V. ；Battery End Point (BEP) = 3.7 V.；Maximum Voltage =4.2 V

Test Conditions	Middle Channel	WCDMA Band II (RMC 12.2Kbps)	Limit Note 2.
Temperature (°C)	Voltage (Volt)	Deviation (ppm)	Result
50	Normal Voltage	0.0032	PASS
40	Normal Voltage	0.0005	
30	Normal Voltage	0.0048	
20(Ref.)	Normal Voltage	0.0000	
10	Normal Voltage	0.0080	
0	Normal Voltage	0.0027	
-10	Normal Voltage	0.0059	
-20	Normal Voltage	0.0043	
-30	Normal Voltage	0.0032	
20	Maximum Voltage	0.0149	
20	Normal Voltage	0.0043	
20	Battery End Point	0.0064	

Note:

1. Normal Voltage = 3.8V. ；Battery End Point (BEP) = 3.7 V.；Maximum Voltage =4.2 V
2. The frequency fundamental emissions stay within the authorized frequency block based on the frequency deviation measured is small.

Test Conditions	Middle Channel	WCDMA Band IV (RMC 12.2Kbps)	Limit Note 2.
Temperature (°C)	Voltage (Volt)	Deviation (ppm)	Result
50	Normal Voltage	0.0040	PASS
40	Normal Voltage	0.0012	
30	Normal Voltage	0.0092	
20(Ref.)	Normal Voltage	0.0000	
10	Normal Voltage	0.0040	
0	Normal Voltage	0.0023	
-10	Normal Voltage	0.0006	
-20	Normal Voltage	0.0260	
-30	Normal Voltage	0.0294	
20	Maximum Voltage	0.0017	
20	Normal Voltage	0.0058	
20	Battery End Point	0.0087	

Note:

1. Normal Voltage = 3.8V. ；Battery End Point (BEP) = 3.7 V.；Maximum Voltage =4.2 V
2. The frequency fundamental emissions stay within the authorized frequency block based on the frequency deviation measured is small.

Appendix B. Test Results of Radiated Test

ERP/EIRP

Channel	Mode	Horizontal		Vertical	
		ERP(dBm)	ERP(W)	ERP(dBm)	ERP(W)
Lowest	GSM850 GSM	27.11	0.5140	16.85	0.0484
Middle		27.92	0.6197	18.76	0.0751
Highest		28.19	0.6592	20.34	0.1081
Lowest	GSM850 EDGE class 8	20.21	0.1050	9.78	0.0095
Middle		21.01	0.1262	11.85	0.0153
Highest		21.61	0.1449	13.73	0.0236
Lowest	WCDMA Band V RMC 12.2Kbps	18.13	0.0650	8.16	0.0065
Middle		18.71	0.0744	9.59	0.0091
Highest		18.72	0.0745	10.73	0.0118
Limit	ERP < 7W	Result		PASS	

Channel	Mode	Horizontal		Vertical	
		EIRP(dBm)	EIRP(W)	EIRP(dBm)	EIRP(W)
Lowest	GSM1900 GSM	28.22	0.6637	24.89	0.3083
Middle		28.17	0.6556	25.31	0.3393
Highest		28.87	0.7709	26.12	0.4093
Lowest	GSM1900 EDGE class 8	23.12	0.2051	19.71	0.0935
Middle		23.31	0.2143	20.33	0.1079
Highest		23.25	0.2113	20.94	0.1242
Lowest	WCDMA Band II RMC 12.2Kbps	23.19	0.2084	19.66	0.0925
Middle		23.28	0.2129	19.72	0.0938
Highest		22.66	0.1845	19.15	0.0822
Limit	EIRP < 2W	Result		PASS	

Channel	Mode	Horizontal		Vertical	
		EIRP(dBm)	EIRP(W)	EIRP(dBm)	EIRP(W)
Lowest	WCDMA Band IV RMC 12.2Kbps	22.32	0.1706	17.99	0.0630
Middle		22.22	0.1667	17.12	0.0516
Highest		21.59	0.1442	16.64	0.0461
Limit	EIRP < 1W	Result		PASS	

Radiated Spurious Emission

GSM850 (GSM)									
Channel	Frequency (MHz)	ERP (dBm)	Limit (dBm)	Over Limit (dB)	SPA Reading (dBm)	S.G. Power (dBm)	TX Cable loss (dB)	TX Antenna Gain (dBi)	Polarization (H/V)
Lowest	1648.4	-45.40	-13	-32.40	-50.67	-52.09	0.56	9.40	H
	2472.6	-42.82	-13	-29.82	-51.46	-50.53	0.74	10.60	H
	3296.8	-54.54	-13	-41.54	-63.35	-64.14	0.85	12.60	H
	1648.4	-51.39	-13	-38.39	-54.57	-58.08	0.56	9.40	V
	2472.6	-37.40	-13	-24.40	-46.43	-45.11	0.74	10.60	V
	3296.8	-57.42	-13	-44.42	-65.56	-67.02	0.85	12.60	V
Middle	1672	-51.21	-13	-38.21	-54.91	-57.90	0.56	9.40	H
	2510	-52.07	-13	-39.07	-57.81	-59.78	0.74	10.60	H
	3346	-55.35	-13	-42.35	-64.16	-64.95	0.85	12.60	H
	1672	-54.31	-13	-41.31	-56.37	-61.00	0.56	9.40	V
	2510	-42.04	-13	-29.04	-50.42	-49.75	0.74	10.60	V
	3346	-57.17	-13	-44.17	-65.31	-66.77	0.85	12.60	V
Highest	1697.6	-56.56	-13	-43.56	-59.39	-63.25	0.56	9.40	H
	2546.4	-46.55	-13	-33.55	-54.26	-54.26	0.74	10.60	H
	3395.2	-55.68	-13	-42.68	-64.49	-65.28	0.85	12.60	H
	1697.6	-60.69	-13	-47.69	-62.35	-67.38	0.56	9.40	V
	2546.4	-43.02	-13	-30.02	-51.17	-50.73	0.74	10.60	V
	3395.2	-57.68	-13	-44.68	-65.82	-67.28	0.85	12.60	V

Remark: Spurious emissions within 30-1000MHz were found more than 20dB below limit line.

GSM850 (EDGE class 8)									
Channel	Frequency (MHz)	ERP (dBm)	Limit (dBm)	Over Limit (dB)	SPA Reading (dBm)	S.G. Power (dBm)	TX Cable loss (dB)	TX Antenna Gain (dBi)	Polarization (H/V)
Lowest	1652.8	-45.59	-13	-32.59	-50.79	-52.28	0.56	9.40	H
	2479.2	-47.30	-13	-34.30	-54.69	-55.01	0.74	10.60	H
	3305.6	-53.47	-13	-40.47	-62.28	-63.07	0.85	12.60	H
	1652.8	-50.31	-13	-37.31	-53.83	-57.00	0.56	9.40	V
	2479.2	-44.42	-13	-31.42	-52.39	-52.13	0.74	10.60	V
	3305.6	-56.69	-13	-43.69	-64.83	-66.29	0.85	12.60	V
Middle	1672	-50.21	-13	-37.21	-54.04	-56.90	0.56	9.40	H
	2510	-53.69	-13	-40.69	-59.43	-61.40	0.74	10.60	H
	3346	-55.65	-13	-42.65	-64.46	-65.25	0.85	12.60	H
	1672	-56.78	-13	-43.78	-58.44	-63.47	0.56	9.40	V
	2510	-42.85	-13	-29.85	-51.04	-50.56	0.74	10.60	V
	3346	-57.18	-13	-44.18	-65.32	-66.78	0.85	12.60	V
Highest	1697.6	-55.89	-13	-42.89	-58.72	-62.58	0.56	9.40	H
	2546.4	-50.68	-13	-37.68	-56.89	-58.39	0.74	10.60	H
	3395.2	-55.99	-13	-42.99	-64.80	-65.59	0.85	12.60	H
	1697.6	-59.68	-13	-46.68	-61.34	-66.37	0.56	9.40	V
	2546.4	-39.94	-13	-26.94	-48.66	-47.65	0.74	10.60	V
	3395.2	-57.02	-13	-44.02	-65.16	-66.62	0.85	12.60	V

Remark: Spurious emissions within 30-1000MHz were found more than 20dB below limit line.

GSM1900 (GSM)									
Channel	Frequency (MHz)	EIRP (dBm)	Limit (dBm)	Over Limit (dB)	SPA Reading (dBm)	S.G. Power (dBm)	TX Cable loss (dB)	TX Antenna Gain (dBi)	Polarization (H/V)
Lowest	3700.4	-47.12	-13	-34.12	-60.67	-53.16	6.56	12.60	H
	5550.6	-51.74	-13	-38.74	-67.68	-56.84	8	13.10	H
	7400.8	-47.94	-13	-34.94	-66.68	-49.67	9.57	11.30	H
	3700.4	-45.30	-13	-32.30	-58.65	-51.34	6.56	12.6	V
	5550.6	-50.30	-13	-37.30	-67.65	-55.40	8	13.1	V
	7400.8	-48.27	-13	-35.27	-66.67	-50.00	9.57	11.3	V
Middle	3760	-52.71	-13	-39.71	-66.26	-58.75	6.56	12.60	H
	5640	-51.00	-13	-38.00	-66.94	-56.10	8	13.10	H
	7520	-48.21	-13	-35.21	-66.95	-49.94	9.57	11.30	H
	3760	-52.47	-13	-39.47	-65.82	-58.51	6.56	12.6	V
	5640	-50.36	-13	-37.36	-67.71	-55.46	8	13.1	V
	7520	-48.14	-13	-35.14	-66.54	-49.87	9.57	11.3	V
Highest	3819.6	-52.22	-13	-39.22	-65.77	-58.26	6.56	12.60	H
	5729.4	-51.91	-13	-38.91	-67.85	-57.01	8	13.10	H
	7639.2	-48.00	-13	-35.00	-66.74	-49.73	9.57	11.30	H
	3819.6	-51.16	-13	-38.16	-64.51	-57.20	6.56	12.6	V
	5729.4	-50.80	-13	-37.80	-68.15	-55.90	8	13.1	V
	7639.2	-48.31	-13	-35.31	-66.71	-50.04	9.57	11.3	V

Remark: Spurious emissions within 30-1000MHz were found more than 20dB below limit line.

GSM1900 (EDGE class 8)									
Channel	Frequency (MHz)	EIRP (dBm)	Limit (dBm)	Over Limit (dB)	SPA Reading (dBm)	S.G. Power (dBm)	TX Cable loss (dB)	TX Antenna Gain (dBi)	Polarization (H/V)
Lowest	3700.4	-53.22	-13	-40.22	-66.77	-59.26	6.56	12.60	H
	5550.6	-52.33	-13	-39.33	-68.27	-57.43	8	13.10	H
	7400.8	-47.90	-13	-34.90	-66.64	-49.63	9.57	11.30	H
	3700.4	-53.57	-13	-40.57	-66.92	-59.61	6.56	12.6	V
	5550.6	-49.97	-13	-36.97	-67.32	-55.07	8	13.1	V
	7400.8	-48.17	-13	-35.17	-66.57	-49.90	9.57	11.3	V
Middle	3760	-53.36	-13	-40.36	-66.91	-59.40	6.56	12.60	H
	5640	-52.28	-13	-39.28	-68.22	-57.38	8	13.10	H
	7520	-48.46	-13	-35.46	-67.20	-50.19	9.57	11.30	H
	3760	-53.83	-13	-40.83	-67.18	-59.87	6.56	12.6	V
	5640	-50.61	-13	-37.61	-67.96	-55.71	8	13.1	V
	7520	-48.40	-13	-35.40	-66.8	-50.13	9.57	11.3	V
Highest	3819.6	-52.43	-13	-39.43	-65.98	-58.47	6.56	12.60	H
	5729.4	-50.55	-13	-37.55	-66.49	-55.65	8	13.10	H
	7639.2	-47.58	-13	-34.58	-66.32	-49.31	9.57	11.30	H
	3819.6	-53.45	-13	-40.45	-66.8	-59.49	6.56	12.6	V
	5729.4	-49.81	-13	-36.81	-67.16	-54.91	8	13.1	V
	7639.2	-47.97	-13	-34.97	-66.37	-49.70	9.57	11.3	V

Remark: Spurious emissions within 30-1000MHz were found more than 20dB below limit line.

WCDMA Band V(RMC 12.2Kbps)									
Channel	Frequency (MHz)	ERP (dBm)	Limit (dBm)	Over Limit (dB)	SPA Reading (dBm)	S.G. Power (dBm)	TX Cable loss (dB)	TX Antenna Gain (dBi)	Polarization (H/V)
Lowest	1652.8	-62.40	-13	-49.40	-65.23	-69.09	0.56	9.40	H
	2479.2	-60.37	-13	-47.37	-66.11	-68.08	0.74	10.60	H
	3305.6	-57.58	-13	-44.58	-66.39	-67.18	0.85	12.60	H
	1652.8	-63.80	-13	-50.80	-65.46	-70.49	0.56	9.40	V
	2479.2	-59.93	-13	-46.93	-65.51	-67.64	0.74	10.60	V
	3305.6	-57.15	-13	-44.15	-65.29	-66.75	0.85	12.60	V
Middle	1672	-62.72	-13	-49.72	-65.55	-69.41	0.56	9.40	H
	2510	-60.80	-13	-47.80	-66.54	-68.51	0.74	10.60	H
	3346	-56.91	-13	-43.91	-65.72	-66.51	0.85	12.60	H
	1672	-64.21	-13	-51.21	-65.87	-70.90	0.56	9.40	V
	2510	-60.79	-13	-47.79	-66.37	-68.50	0.74	10.60	V
	3346	-57.81	-13	-44.81	-65.95	-67.41	0.85	12.60	V
Highest	1693.2	-61.74	-13	-48.74	-64.57	-68.43	0.56	9.40	H
	2539.8	-61.01	-13	-48.01	-66.75	-68.72	0.74	10.60	H
	3386.4	-56.88	-13	-43.88	-65.69	-66.48	0.85	12.60	H
	1693.2	-64.10	-13	-51.10	-65.76	-70.79	0.56	9.40	V
	2539.8	-61.03	-13	-48.03	-66.61	-68.74	0.74	10.60	V
	3386.4	-57.47	-13	-44.47	-65.61	-67.07	0.85	12.60	V

Remark: Spurious emissions within 30-1000MHz were found more than 20dB below limit line.

WCDMA Band II(RMC 12.2Kbps)									
Channel	Frequency (MHz)	EIRP (dBm)	Limit (dBm)	Over Limit (dB)	SPA Reading (dBm)	S.G. Power (dBm)	TX Cable loss (dB)	TX Antenna Gain (dBi)	Polarization (H/V)
Lowest	3704.8	-52.19	-13	-39.19	-65.74	-58.23	6.56	12.60	H
	5557.2	-51.71	-13	-38.71	-67.65	-56.81	8	13.10	H
	7409.6	-48.30	-13	-35.30	-67.04	-50.03	9.57	11.30	H
	3704.8	-52.83	-13	-39.83	-66.18	-58.87	6.56	12.6	V
	5557.2	-50.86	-13	-37.86	-68.21	-55.96	8	13.1	V
	7409.6	-48.76	-13	-35.76	-67.16	-50.49	9.57	11.3	V
Middle	3760	-52.65	-13	-39.65	-66.20	-58.69	6.56	12.60	H
	5640	-50.58	-13	-37.58	-66.52	-55.68	8	13.10	H
	7520	-47.85	-13	-34.85	-66.59	-49.58	9.57	11.30	H
	3760	-52.69	-13	-39.69	-66.04	-58.73	6.56	12.6	V
	5640	-50.45	-13	-37.45	-67.8	-55.55	8	13.1	V
	7520	-48.54	-13	-35.54	-66.94	-50.27	9.57	11.3	V
Highest	3815.2	-52.36	-13	-39.36	-65.91	-58.40	6.56	12.60	H
	5722.8	-50.58	-13	-37.58	-66.52	-55.68	8	13.10	H
	7630.4	-47.74	-13	-34.74	-66.48	-49.47	9.57	11.30	H
	3815.2	-52.60	-13	-39.60	-65.95	-58.64	6.56	12.6	V
	5722.8	-49.20	-13	-36.20	-66.55	-54.30	8	13.1	V
	7630.4	-48.07	-13	-35.07	-66.47	-49.80	9.57	11.3	V

Remark: Spurious emissions within 30-1000MHz were found more than 20dB below limit line.

WCDMA Band IV(RMC 12.2Kbps)									
Channel	Frequency (MHz)	EIRP (dBm)	Limit (dBm)	Over Limit (dB)	SPA Reading (dBm)	S.G. Power (dBm)	TX Cable loss (dB)	TX Antenna Gain (dBi)	Polarization (H/V)
Lowest	3424.8	-51.41	-13	-38.41	-66.16	-57.83	6.18	12.60	H
	5137.2	-48.63	-13	-35.63	-66.63	-53.59	7.74	12.70	H
	6849.6	-49.57	-13	-36.57	-68.38	-52.27	9	11.70	H
	3424.8	-53.70	-13	-40.70	-64.65	-60.12	6.18	12.60	V
	5137.2	-54.12	-13	-41.12	-67.12	-59.08	7.74	12.70	V
	6849.6	-50.75	-13	-37.75	-67.46	-53.45	9	11.70	V
Middle	3465.2	-50.74	-13	-37.74	-65.49	-57.16	6.18	12.60	H
	5197.8	-47.87	-13	-34.87	-65.87	-52.83	7.74	12.70	H
	6930.4	-49.13	-13	-36.13	-67.94	-51.83	9	11.70	H
	3465.2	-54.80	-13	-41.80	-65.75	-61.22	6.18	12.60	V
	5197.8	-54.20	-13	-41.20	-67.2	-59.16	7.74	12.70	V
	6930.4	-51.13	-13	-38.13	-67.84	-53.83	9	11.70	V
Highest	3505.2	-48.78	-13	-35.78	-63.53	-55.20	6.18	12.60	H
	5257.8	-49.14	-13	-36.14	-67.14	-54.10	7.74	12.70	H
	7010.4	-49.15	-13	-36.15	-67.96	-51.85	9	11.70	H
	3505.2	-54.88	-13	-41.88	-65.83	-61.30	6.18	12.60	V
	5257.8	-54.73	-13	-41.73	-67.73	-59.69	7.74	12.70	V
	7010.4	-51.09	-13	-38.09	-67.8	-53.79	9	11.70	V

Remark: Spurious emissions within 30-1000MHz were found more than 20dB below limit line.