Mode	4	
	Band Edge	
	2400-2483.5_Bluetooth-LE_GSFK_CH0_2402MHz	
ANT	0	
Pol.	Vertical	Fundamental
Peak	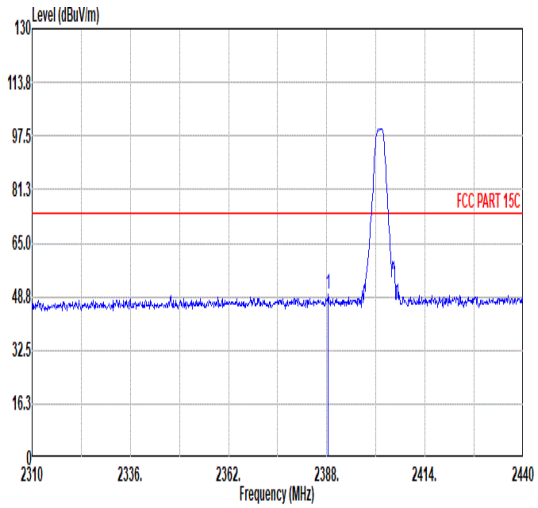 Freq Level Limit Line Margin Read Level Ant Factor Cable Loss Preamp Factor Aux Factor APos TPos Remark MHz dBuV/m dBuV/m dB dBuV dB/m dB dB dB cm deg 1 2388.39 49.31 74.00 -24.69 41.08 32.18 7.10 37.05 6.00 354 52 PEAK	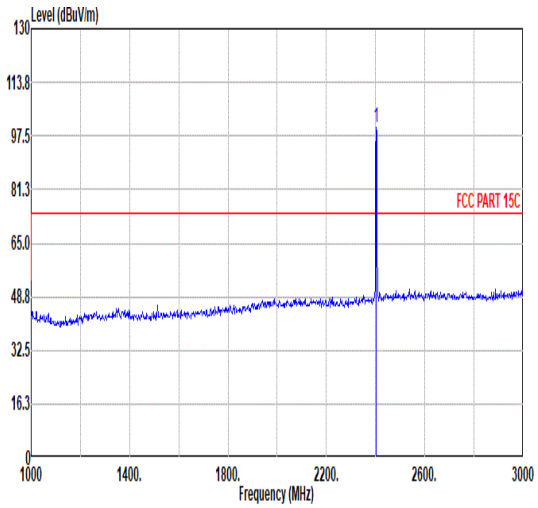 Freq Level Limit Line Margin Read Level Ant Factor Cable Loss Preamp Factor Aux Factor APos TPos Remark MHz dBuV/m dBuV/m dB dBuV dB/m dB dB dB cm deg 1 2402.00 99.90 ------ ------ 91.52 32.30 7.12 37.04 6.00 354 52 PEAK
Avg	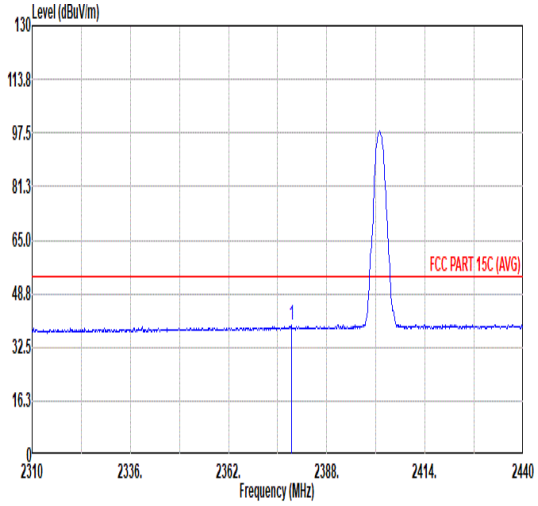 Freq Level Limit Line Margin Read Level Ant Factor Cable Loss Preamp Factor Aux Factor APos TPos Remark MHz dBuV/m dBuV/m dB dBuV dB/m dB dB dB cm deg 1 2378.64 39.00 54.00 -15.00 30.87 32.09 7.09 37.05 6.00 354 52 AVERAGE	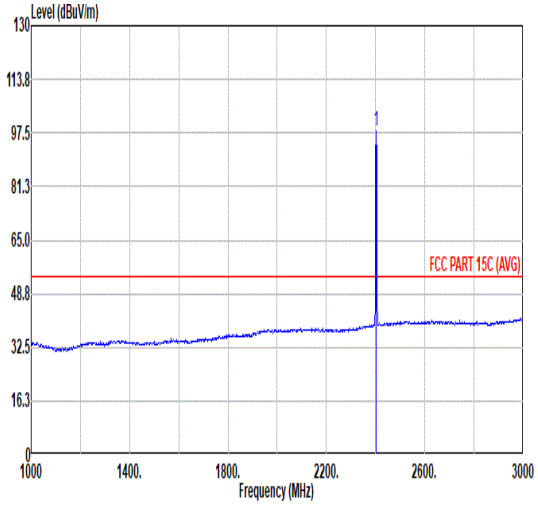 Freq Level Limit Line Margin Read Level Ant Factor Cable Loss Preamp Factor Aux Factor APos TPos Remark MHz dBuV/m dBuV/m dB dBuV dB/m dB dB dB cm deg 1 2402.00 97.99 ------ ------ 89.61 32.30 7.12 37.04 6.00 354 52 AVERAGE

Mode	4	
	Harmonic	
	2400-2483.5_Bluetooth-LE_GSFK_CH0_2402MHz	
ANT	0	
Pol.	Horizontal	Vertical
Peak Avg	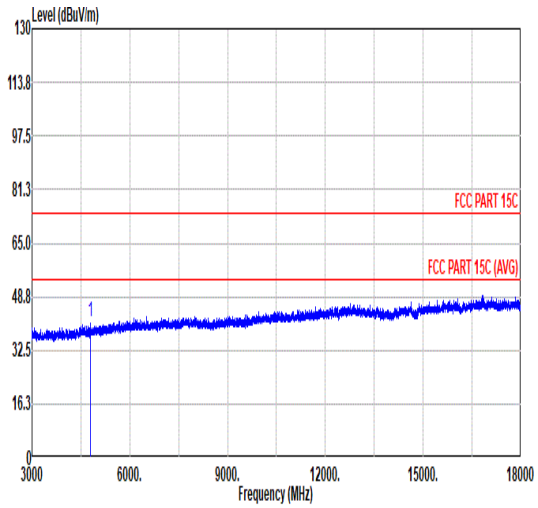 Freq Level Limit Line Margin Read Level Ant Factor Cable Loss Preamp Factor Aux Factor APos TPos Remark MHz dBuV/m dBuV/m dB dBuV dB/m dB dB dB cm deg 1 4804.00 41.38 74.00 -32.62 62.58 34.08 10.20 65.48 0.00 -- -- PEAK	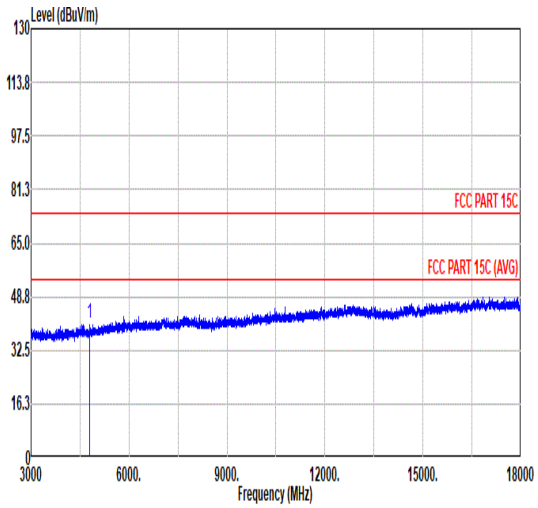 Freq Level Limit Line Margin Read Level Ant Factor Cable Loss Preamp Factor Aux Factor APos TPos Remark MHz dBuV/m dBuV/m dB dBuV dB/m dB dB dB cm deg 1 4804.00 40.86 74.00 -33.14 62.06 34.08 10.20 65.48 0.00 -- -- PEAK

Mode	5	
	Harmonic	
	2400-2483.5_Bluetooth-LE_GSFK_CH19_2440MHz	
ANT	0	
Pol.	Horizontal	Vertical
Peak Avg	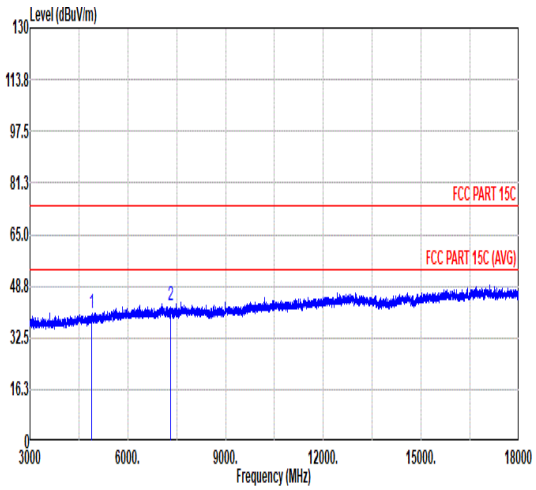 Freq Level Limit Line Margin Read Level Ant Factor Cable Loss Preamp Factor Aux Factor APos TPos Remark MHz dBuV/m dBuV/m dB dBuV dB/m dB dB dB cm deg 1 4880.00 40.33 74.00 -33.67 61.41 34.15 10.30 65.53 0.00 -- -- PEAK 2 7320.00 42.79 74.00 -31.21 60.65 35.74 12.72 66.32 0.00 -- -- PEAK	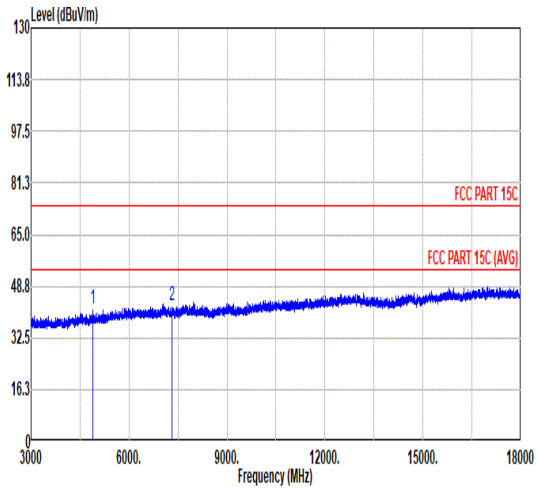 Freq Level Limit Line Margin Read Level Ant Factor Cable Loss Preamp Factor Aux Factor APos TPos Remark MHz dBuV/m dBuV/m dB dBuV dB/m dB dB dB cm deg 1 4880.00 41.75 74.00 -32.25 62.83 34.15 10.30 65.53 0.00 -- -- PEAK 2 7320.00 42.72 74.00 -31.28 60.58 35.74 12.72 66.32 0.00 -- -- PEAK

Mode	6	
	Band Edge	
	2400-2483.5_Bluetooth-LE_GSFK_CH39_2480MHz	
ANT	0	
Pol.	Horizontal	Fundamental
Peak	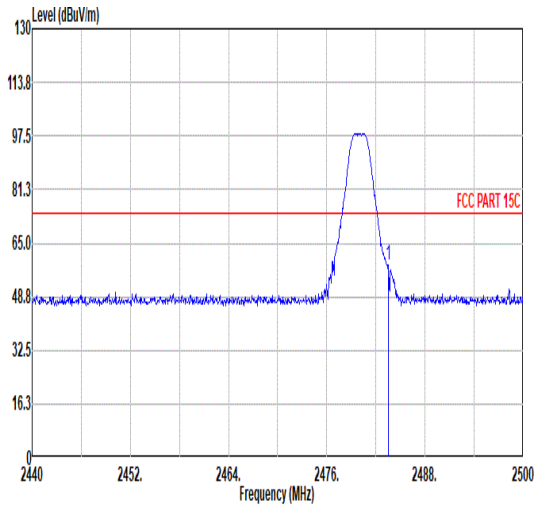 Limit Read Ant Cable Preamp Aux APos TPos Freq Level Line Margin Level Factor Loss Factor Factor Remark MHz dBuV/m dBuV/m dB dBuV dB/m dB dB dB cm deg 1 2483.50 58.25 74.00 -15.75 49.37 32.47 7.26 36.85 6.00 362 124 PEAK	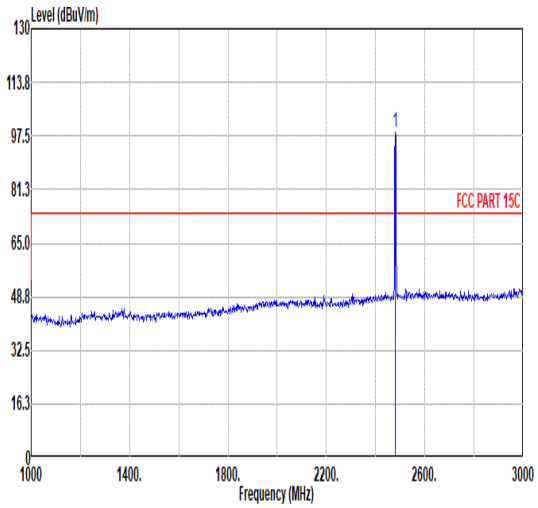 Limit Read Ant Cable Preamp Aux APos TPos Freq Level Line Margin Level Factor Loss Factor Factor Remark MHz dBuV/m dBuV/m dB dBuV dB/m dB dB dB cm deg 1 2480.00 98.46 ------ ------ 89.61 32.46 7.25 36.86 6.00 362 124 PEAK
Avg	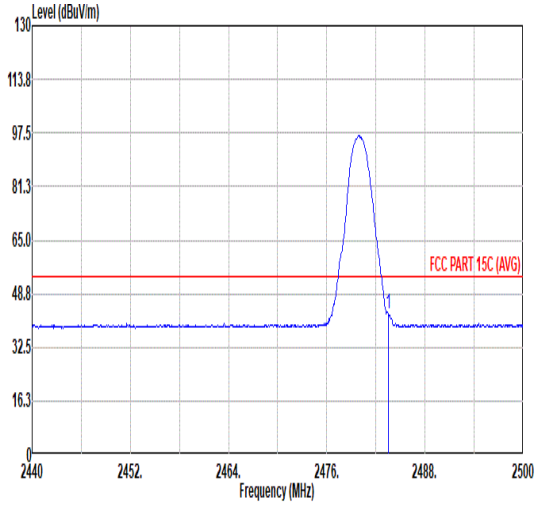 Limit Read Ant Cable Preamp Aux APos TPos Freq Level Line Margin Level Factor Loss Factor Factor Remark MHz dBuV/m dBuV/m dB dBuV dB/m dB dB dB cm deg 1 2483.50 42.62 54.00 -11.38 33.74 32.47 7.26 36.85 6.00 362 124 AVERAGE	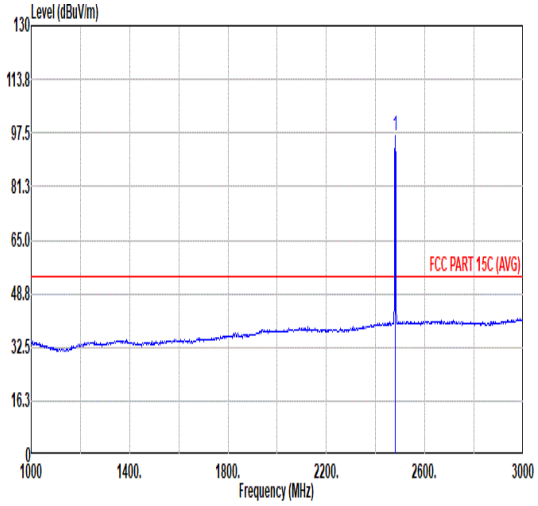 Limit Read Ant Cable Preamp Aux APos TPos Freq Level Line Margin Level Factor Loss Factor Factor Remark MHz dBuV/m dBuV/m dB dBuV dB/m dB dB dB cm deg 1 2480.00 96.58 ------ ------ 87.73 32.46 7.25 36.86 6.00 362 124 AVERAGE

Mode	6	
	Band Edge	
	2400-2483.5_Bluetooth-LE_GSFK_CH39_2480MHz	
ANT	0	
Pol.	Vertical	Fundamental
Peak	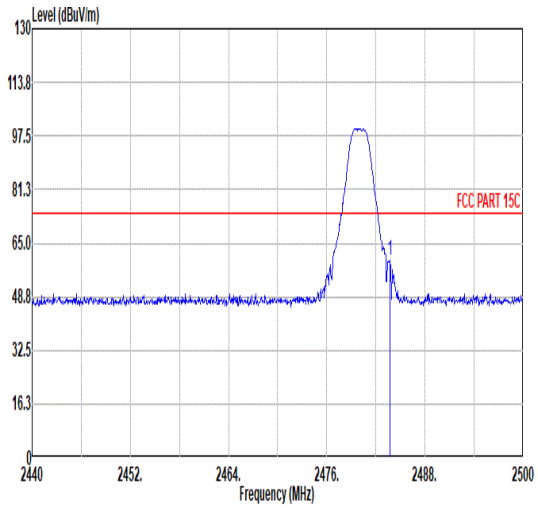 Limit Read Ant Cable Preamp Aux APos TPos Freq Level Line Margin Level Factor Loss Factor Factor Remark MHz dBuV/m dBuV/m dB dBuV dB/m dB dB dB cm deg 1 2483.68 59.78 74.00 -14.22 50.90 32.47 7.26 36.85 6.00 368 39 PEAK	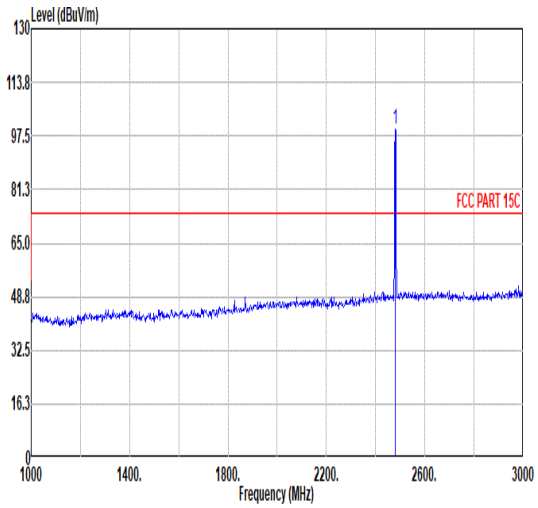 Limit Read Ant Cable Preamp Aux APos TPos Freq Level Line Margin Level Factor Loss Factor Factor Remark MHz dBuV/m dBuV/m dB dBuV dB/m dB dB dB cm deg 1 2400.00 99.81 ------ ------ 90.96 32.46 7.25 36.86 6.00 368 39 PEAK
Avg	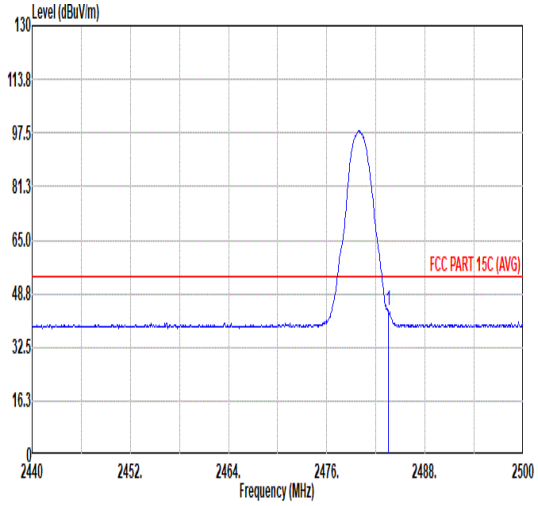 Limit Read Ant Cable Preamp Aux APos TPos Freq Level Line Margin Level Factor Loss Factor Factor Remark MHz dBuV/m dBuV/m dB dBuV dB/m dB dB dB cm deg 1 2483.50 43.45 54.00 -10.55 34.57 32.47 7.26 36.85 6.00 368 39 AVERAGE	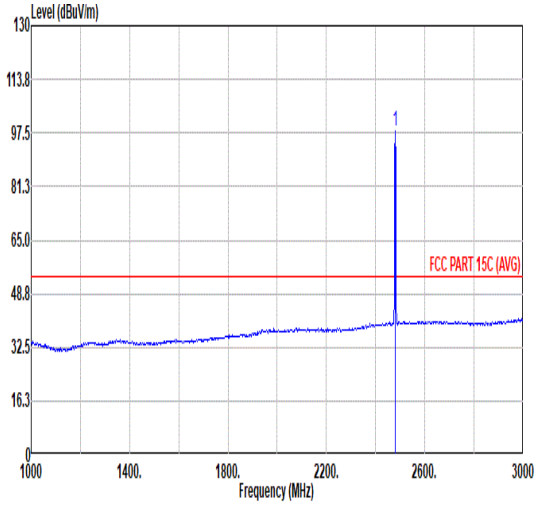 Limit Read Ant Cable Preamp Aux APos TPos Freq Level Line Margin Level Factor Loss Factor Factor Remark MHz dBuV/m dBuV/m dB dBuV dB/m dB dB dB cm deg 1 2400.00 97.96 ------ ------ 89.11 32.46 7.25 36.86 6.00 368 39 AVERAGE

Mode	6	
	Harmonic	
	2400-2483.5_Bluetooth-LE_GSFK_CH39_2480MHz	
ANT	0	
Pol.	Horizontal	Vertical
Peak Avg	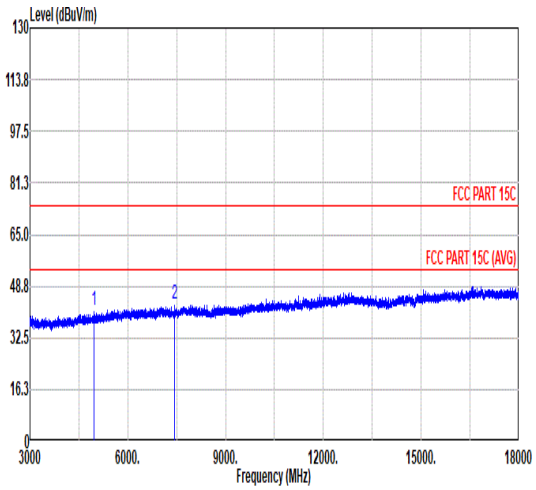 Freq Level Limit Line Margin Read Level Ant Factor Cable Loss Preamp Factor Aux Factor APos TPos Remark MHz dBuV/m dBuV/m dB dBuV dB/m dB dB dB cm deg 1 4960.00 41.11 74.00 -32.89 62.08 34.22 10.40 65.59 0.00 -- -- PEAK 2 7440.00 42.98 74.00 -31.02 61.03 35.80 12.78 66.63 0.00 -- -- PEAK	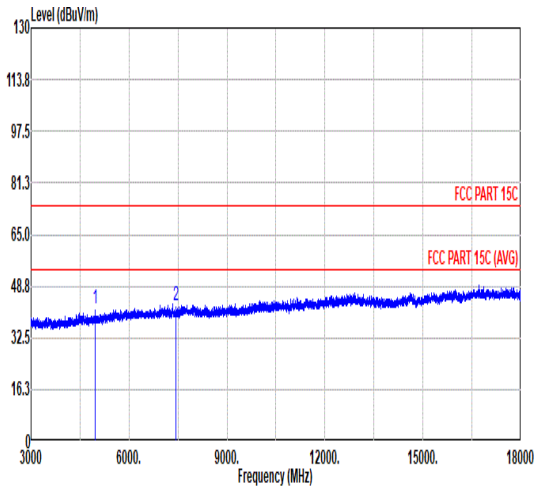 Freq Level Limit Line Margin Read Level Ant Factor Cable Loss Preamp Factor Aux Factor APos TPos Remark MHz dBuV/m dBuV/m dB dBuV dB/m dB dB dB cm deg 1 4960.00 41.66 74.00 -32.34 62.63 34.22 10.40 65.59 0.00 -- -- PEAK 2 7440.00 42.83 74.00 -31.17 60.88 35.80 12.78 66.63 0.00 -- -- PEAK

Mode	7	
	Band Edge	
	2400-2483.5_Bluetooth-LE_GSFK_CH0_2402MHz	
ANT	1	
Pol.	Horizontal	Fundamental
Peak	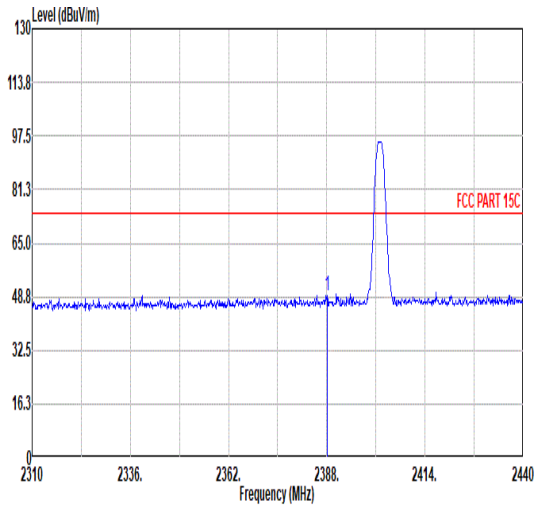 Limit Read Ant Cable Preamp Aux APos TPos Freq Level Line Margin Level Factor Loss Factor Factor Remark MHz dBuV/m dBuV/m dB dBuV dB/m dB dB dB cm deg 1 2388.13 48.95 74.00 -25.05 40.72 32.18 7.10 37.05 6.00 396 129 PEAK	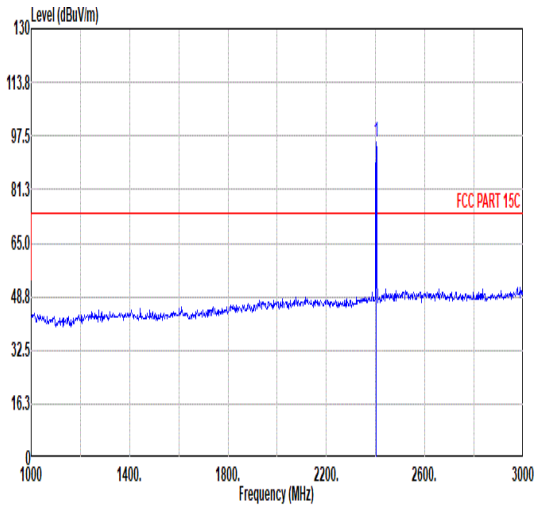 Limit Read Ant Cable Preamp Aux APos TPos Freq Level Line Margin Level Factor Loss Factor Factor Remark MHz dBuV/m dBuV/m dB dBuV dB/m dB dB dB cm deg 1 2402.00 95.76 ------ ------ 87.38 32.30 7.12 37.04 6.00 396 129 PEAK
Avg	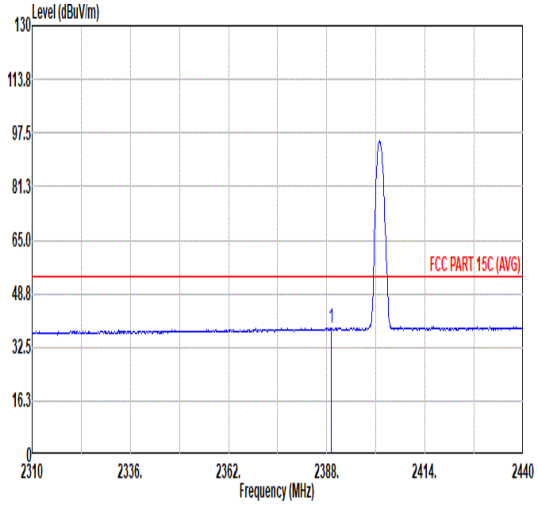 Limit Read Ant Cable Preamp Aux APos TPos Freq Level Line Margin Level Factor Loss Factor Factor Remark MHz dBuV/m dBuV/m dB dBuV dB/m dB dB dB cm deg 1 2389.17 38.34 54.00 -15.66 30.10 32.19 7.10 37.05 6.00 396 129 AVERAGE	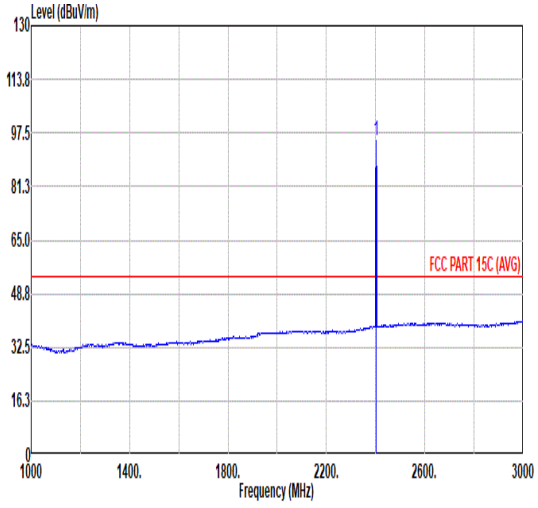 Limit Read Ant Cable Preamp Aux APos TPos Freq Level Line Margin Level Factor Loss Factor Factor Remark MHz dBuV/m dBuV/m dB dBuV dB/m dB dB dB cm deg 1 2402.00 95.00 ------ ------ 86.62 32.30 7.12 37.04 6.00 396 129 AVERAGE

Mode	7	
	Band Edge	
	2400-2483.5_Bluetooth-LE_GSFK_CH0_2402MHz	
ANT	1	
Pol.	Vertical	Fundamental
Peak	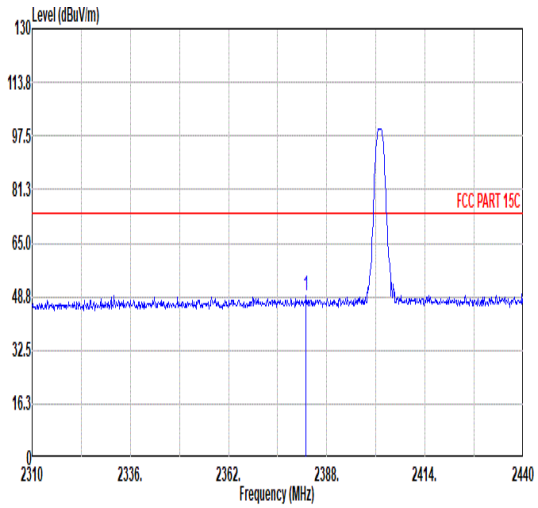 Freq Level Limit Line Margin Read Level Ant Factor Cable Loss Preamp Factor Aux Factor APos TPos Remark MHz dBuV/m dBuV/m dB dBuV dB/m dB dB dB cm deg 1 2382.54 48.99 74.00 -25.01 40.82 32.13 7.09 37.05 6.00 355 51 PEAK	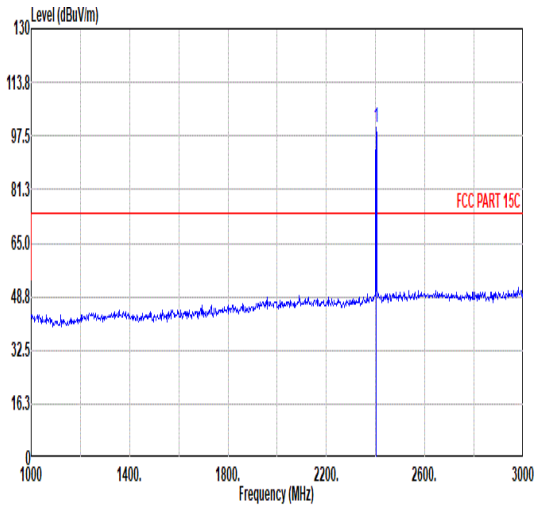 Freq Level Limit Line Margin Read Level Ant Factor Cable Loss Preamp Factor Aux Factor APos TPos Remark MHz dBuV/m dBuV/m dB dBuV dB/m dB dB dB cm deg 1 2402.00 99.86 ------ ------ 91.48 32.30 7.12 37.04 6.00 355 51 PEAK
Avg	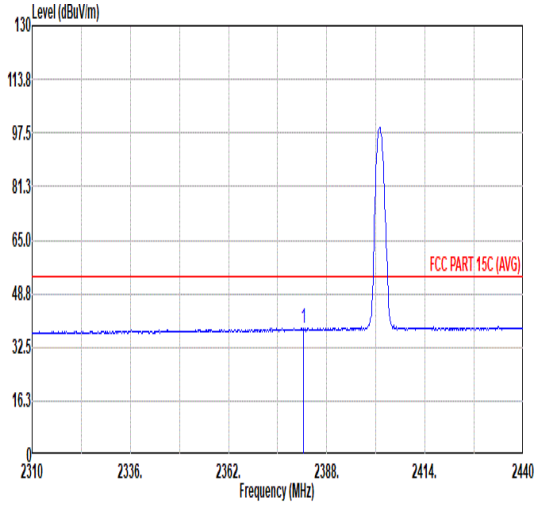 Freq Level Limit Line Margin Read Level Ant Factor Cable Loss Preamp Factor Aux Factor APos TPos Remark MHz dBuV/m dBuV/m dB dBuV dB/m dB dB dB cm deg 1 2381.76 38.22 54.00 -15.78 30.06 32.12 7.09 37.05 6.00 355 51 AVERAGE	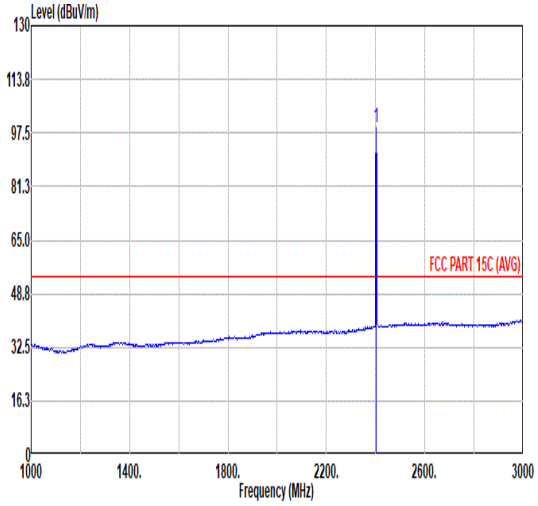 Freq Level Limit Line Margin Read Level Ant Factor Cable Loss Preamp Factor Aux Factor APos TPos Remark MHz dBuV/m dBuV/m dB dBuV dB/m dB dB dB cm deg 1 2402.00 98.89 ------ ------ 90.51 32.30 7.12 37.04 6.00 355 51 AVERAGE

Mode	7	
	Harmonic	
	2400-2483.5_Bluetooth-LE_GSFK_CH0_2402MHz	
ANT	1	
Pol.	Horizontal	Vertical
Peak Avg	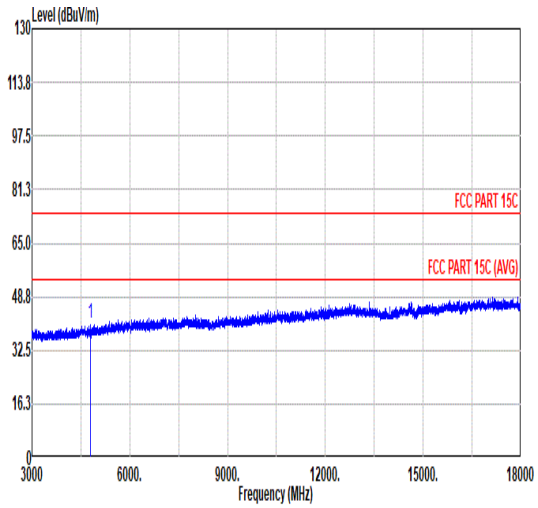 Freq Level Limit Line Margin Read Level Ant Factor Cable Loss Preamp Factor Aux Factor APos TPos Remark MHz dBuV/m dBuV/m dB dBuV dB/m dB dB dB cm deg 1 4804.00 40.61 74.00 -33.39 61.81 34.08 10.20 65.48 0.00 -- -- PEAK	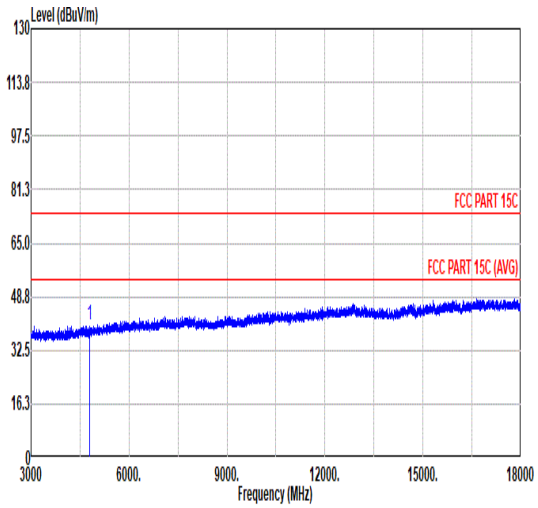 Freq Level Limit Line Margin Read Level Ant Factor Cable Loss Preamp Factor Aux Factor APos TPos Remark MHz dBuV/m dBuV/m dB dBuV dB/m dB dB dB cm deg 1 4804.00 40.15 74.00 -33.85 61.35 34.08 10.20 65.48 0.00 -- -- PEAK

Mode	8	
	Harmonic	
	2400-2483.5_Bluetooth-LE_GSFK_CH19_2440MHz	
ANT	1	
Pol.	Horizontal	Vertical
Peak Avg	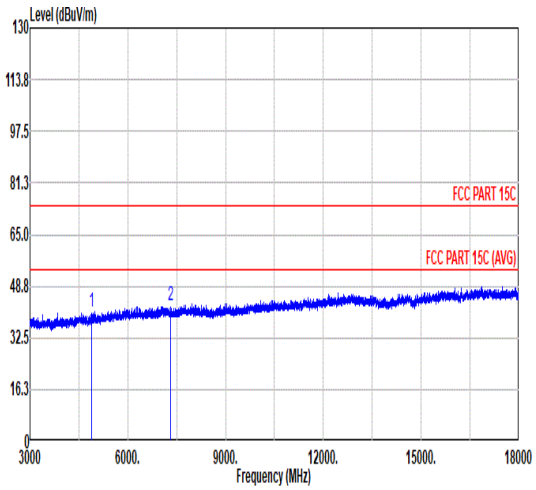 Freq Level Limit Line Margin Read Level Ant Factor Cable Loss Preamp Factor Aux Factor APos TPos Remark MHz dBuV/m dBuV/m dB dBuV dB/m dB dB dB cm deg 1 4880.00 40.85 74.00 -33.15 61.93 34.15 10.30 65.53 0.00 -- -- PEAK 2 7320.00 42.63 74.00 -31.37 60.49 35.74 12.72 66.32 0.00 -- -- PEAK	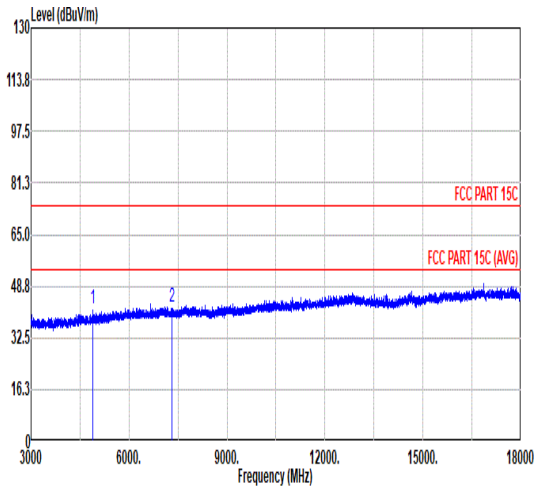 Freq Level Limit Line Margin Read Level Ant Factor Cable Loss Preamp Factor Aux Factor APos TPos Remark MHz dBuV/m dBuV/m dB dBuV dB/m dB dB dB cm deg 1 4880.00 41.48 74.00 -32.52 62.56 34.15 10.30 65.53 0.00 -- -- PEAK 2 7320.00 42.35 74.00 -31.65 60.21 35.74 12.72 66.32 0.00 -- -- PEAK

Mode	9	
	Band Edge	
	2400-2483.5_Bluetooth-LE_GSFK_CH39_2480MHz	
ANT	1	
Pol.	Horizontal	Fundamental
Peak	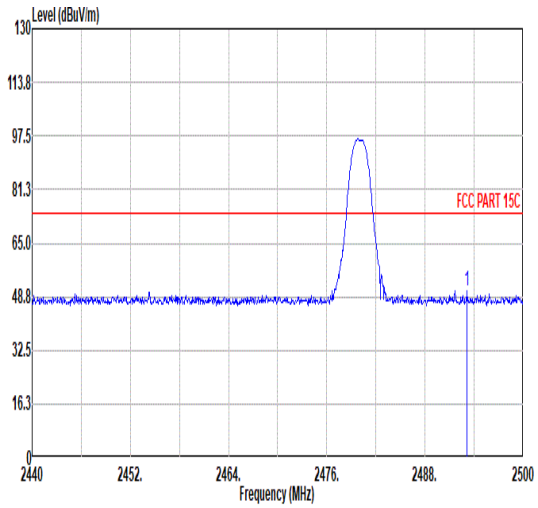 Freq Level Limit Line Margin Read Level Ant Factor Cable Loss Preamp Factor Aux Factor APos TPos Remark MHz dBuV/m dBuV/m dB dBuV dB/m dB dB dB cm deg 1 2493.16 50.73 74.00 -23.27 41.80 32.49 7.27 36.83 6.00 121 122 PEAK	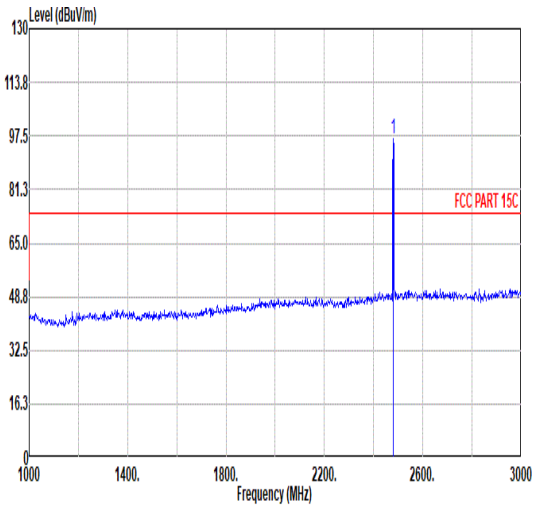 Freq Level Limit Line Margin Read Level Ant Factor Cable Loss Preamp Factor Aux Factor APos TPos Remark MHz dBuV/m dBuV/m dB dBuV dB/m dB dB dB cm deg 1 2400.00 96.57 ------ ------ 87.72 32.46 7.25 36.86 6.00 121 122 PEAK
Avg	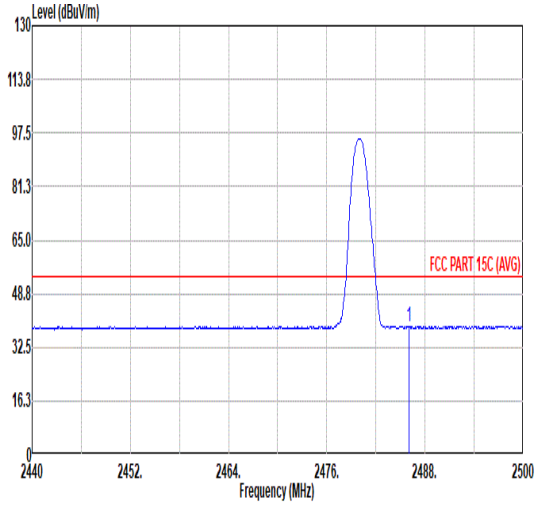 Freq Level Limit Line Margin Read Level Ant Factor Cable Loss Preamp Factor Aux Factor APos TPos Remark MHz dBuV/m dBuV/m dB dBuV dB/m dB dB dB cm deg 1 2486.08 38.99 54.00 -15.01 30.10 32.47 7.26 36.84 6.00 121 122 AVERAGE	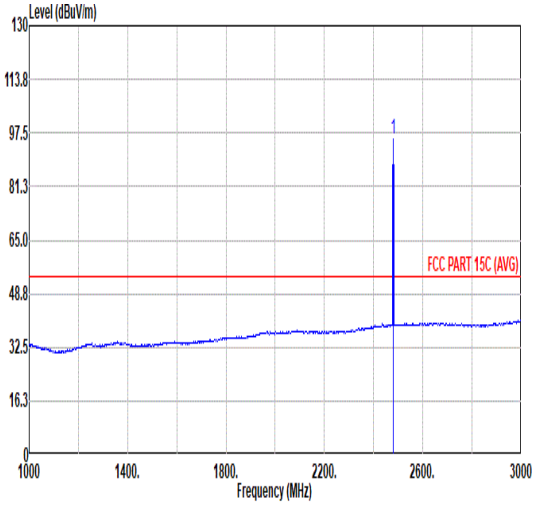 Freq Level Limit Line Margin Read Level Ant Factor Cable Loss Preamp Factor Aux Factor APos TPos Remark MHz dBuV/m dBuV/m dB dBuV dB/m dB dB dB cm deg 1 2400.00 95.63 ------ ------ 86.78 32.46 7.25 36.86 6.00 121 122 AVERAGE

Mode	9	
	Band Edge	
	2400-2483.5_Bluetooth-LE_GSFK_CH39_2480MHz	
ANT	1	
Pol.	Vertical	Fundamental
Peak	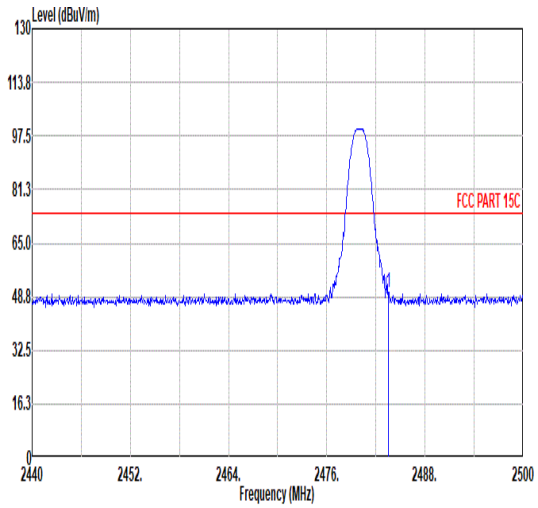 Limit Read Ant Cable Preamp Aux APos TPos Freq Level Line Margin Level Factor Loss Factor Factor Remark MHz dBuV/m dBuV/m dB dBuV dB/m dB dB dB cm deg 1 2483.56 50.06 74.00 -23.94 41.18 32.47 7.26 36.85 6.00 367 46 PEAK	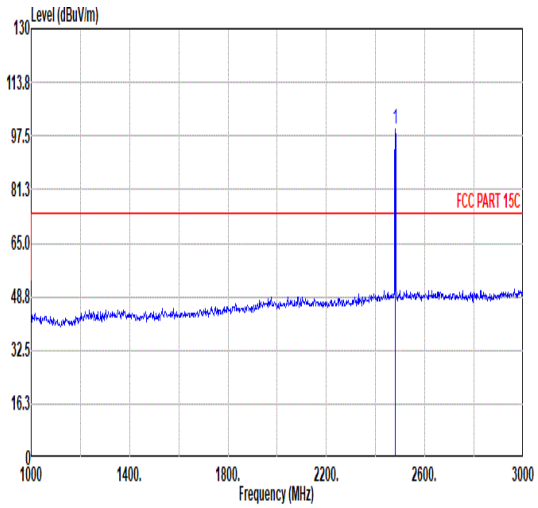 Limit Read Ant Cable Preamp Aux APos TPos Freq Level Line Margin Level Factor Loss Factor Factor Remark MHz dBuV/m dBuV/m dB dBuV dB/m dB dB dB cm deg 1 2480.00 99.79 ------ ------ 90.94 32.46 7.25 36.86 6.00 367 46 PEAK
Avg	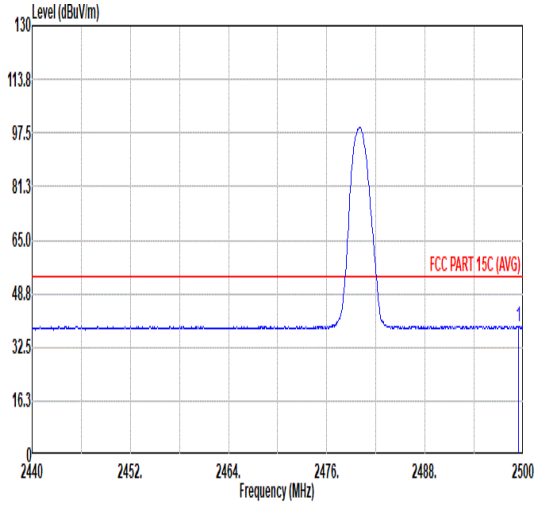 Limit Read Ant Cable Preamp Aux APos TPos Freq Level Line Margin Level Factor Loss Factor Factor Remark MHz dBuV/m dBuV/m dB dBuV dB/m dB dB dB cm deg 1 2499.46 38.92 54.00 -15.08 29.95 32.50 7.28 36.81 6.00 367 46 AVERAGE	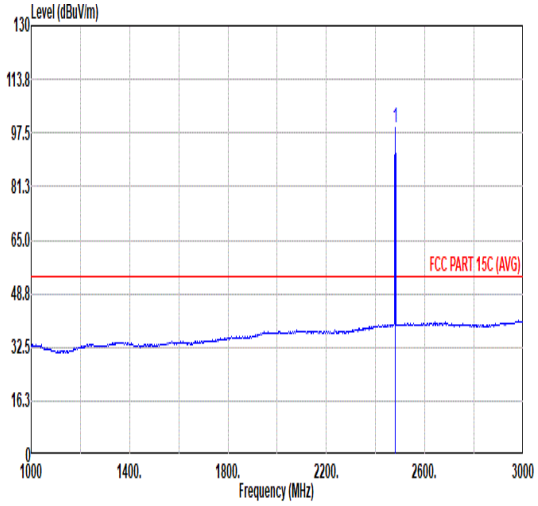 Limit Read Ant Cable Preamp Aux APos TPos Freq Level Line Margin Level Factor Loss Factor Factor Remark MHz dBuV/m dBuV/m dB dBuV dB/m dB dB dB cm deg 1 2480.00 99.02 ------ ------ 90.17 32.46 7.25 36.86 6.00 367 46 AVERAGE

Mode	9	
	Harmonic	
	2400-2483.5_Bluetooth-LE_GSFK_CH39_2480MHz	
ANT	1	
Pol.	Horizontal	Vertical
Peak Avg	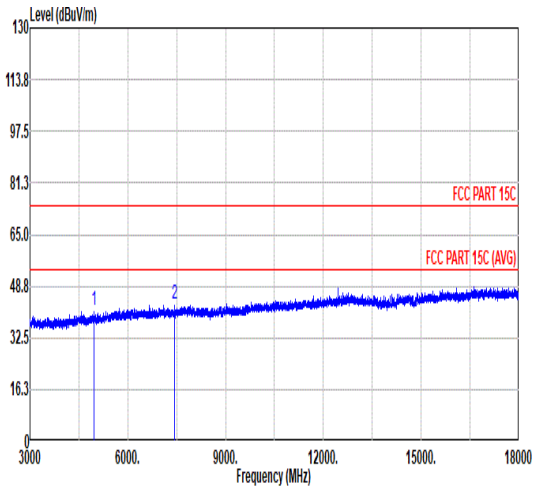 Freq Level Limit Line Margin Read Level Ant Factor Cable Loss Preamp Factor Aux Factor APos TPos Remark MHz dBuV/m dBuV/m dB dBuV dB/m dB dB dB cm deg 1 4960.00 41.15 74.00 -32.85 62.12 34.22 10.40 65.59 0.00 -- -- PEAK 2 7440.00 43.09 74.00 -30.91 61.14 35.80 12.78 66.63 0.00 -- -- PEAK	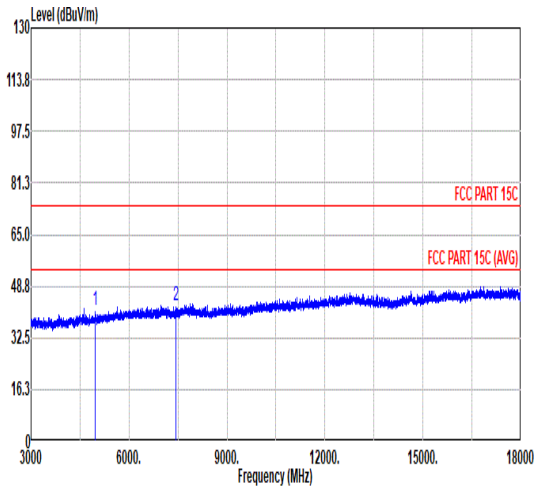 Freq Level Limit Line Margin Read Level Ant Factor Cable Loss Preamp Factor Aux Factor APos TPos Remark MHz dBuV/m dBuV/m dB dBuV dB/m dB dB dB cm deg 1 4960.00 41.15 74.00 -32.85 62.12 34.22 10.40 65.59 0.00 -- -- PEAK 2 7440.00 42.47 74.00 -31.53 60.52 35.80 12.78 66.63 0.00 -- -- PEAK

Mode	10	
	Band Edge	
	2400-2483.5_Bluetooth-LE_GSFK_CH0_2402MHz	
ANT	1	
Pol.	Horizontal	Fundamental
Peak	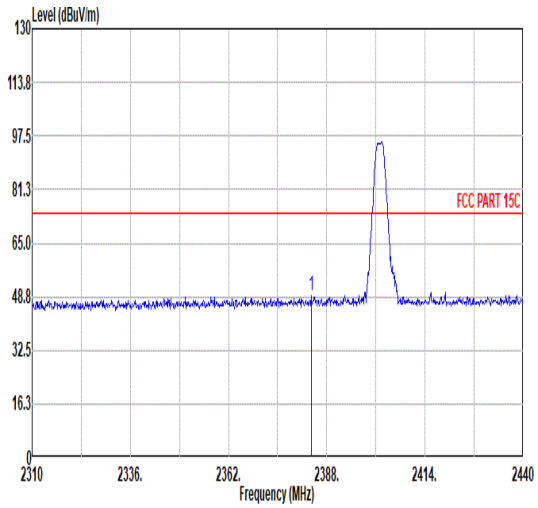 Freq Level Limit Line Margin Read Level Ant Factor Cable Loss Preamp Factor Aux Factor APos TPos Remark MHz dBuV/m dBuV/m dB dBuV dB/m dB dB dB cm deg 1 2383.84 48.81 74.00 -25.19 40.62 32.14 7.10 37.05 6.00 347 128 PEAK	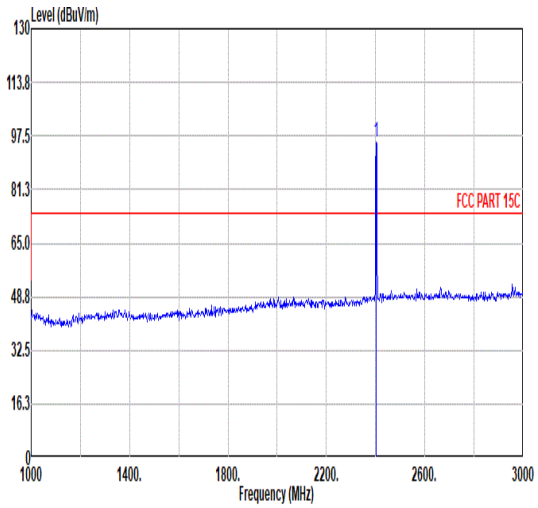 Freq Level Limit Line Margin Read Level Ant Factor Cable Loss Preamp Factor Aux Factor APos TPos Remark MHz dBuV/m dBuV/m dB dBuV dB/m dB dB dB cm deg 1 2402.00 95.67 ------ ------ 87.29 32.30 7.12 37.04 6.00 347 128 PEAK
Avg	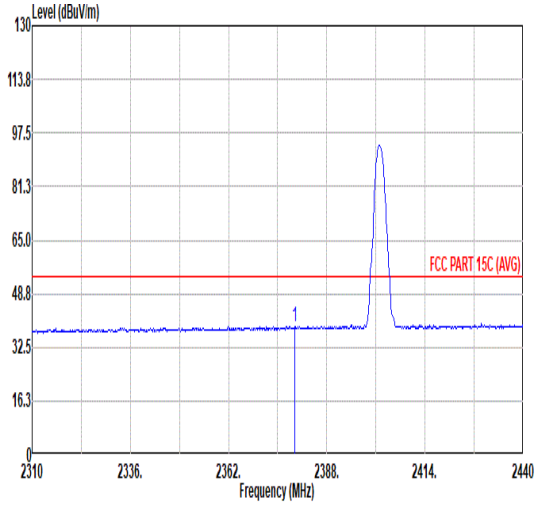 Freq Level Limit Line Margin Read Level Ant Factor Cable Loss Preamp Factor Aux Factor APos TPos Remark MHz dBuV/m dBuV/m dB dBuV dB/m dB dB dB cm deg 1 2379.55 38.96 54.00 -15.04 30.82 32.10 7.09 37.05 6.00 347 128 AVERAGE	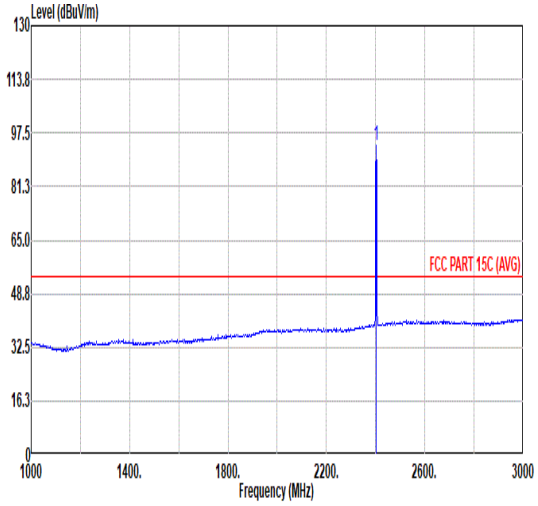 Freq Level Limit Line Margin Read Level Ant Factor Cable Loss Preamp Factor Aux Factor APos TPos Remark MHz dBuV/m dBuV/m dB dBuV dB/m dB dB dB cm deg 1 2402.00 93.69 ------ ------ 85.31 32.30 7.12 37.04 6.00 347 128 AVERAGE

Mode	10	
	Band Edge	
	2400-2483.5_Bluetooth-LE_GSFK_CH0_2402MHz	
ANT	1	
Pol.	Vertical	Fundamental
Peak	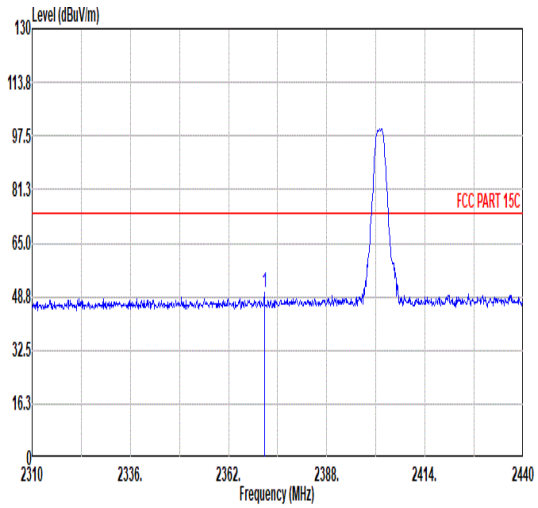 Freq Level Limit Line Margin Read Level Ant Factor Cable Loss Preamp Factor Aux Factor APos TPos Remark MHz dBuV/m dBuV/m dB dBuV dB/m dB dB dB cm deg 1 2371.49 49.93 74.00 -24.07 41.89 32.01 7.08 37.05 6.00 354 52 PEAK	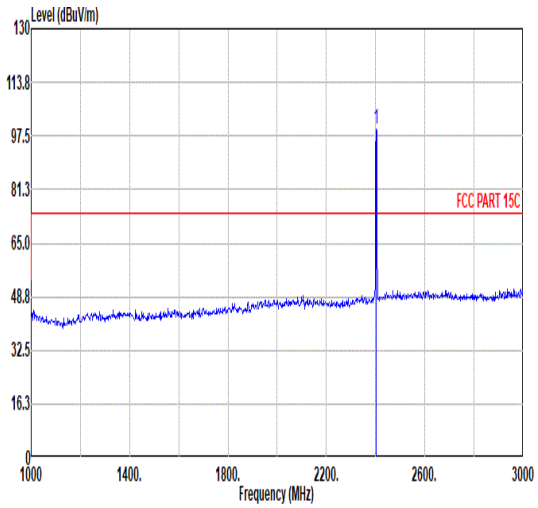 Freq Level Limit Line Margin Read Level Ant Factor Cable Loss Preamp Factor Aux Factor APos TPos Remark MHz dBuV/m dBuV/m dB dBuV dB/m dB dB dB cm deg 1 2402.00 99.56 ------ ------ 91.18 32.30 7.12 37.04 6.00 354 52 PEAK
Avg	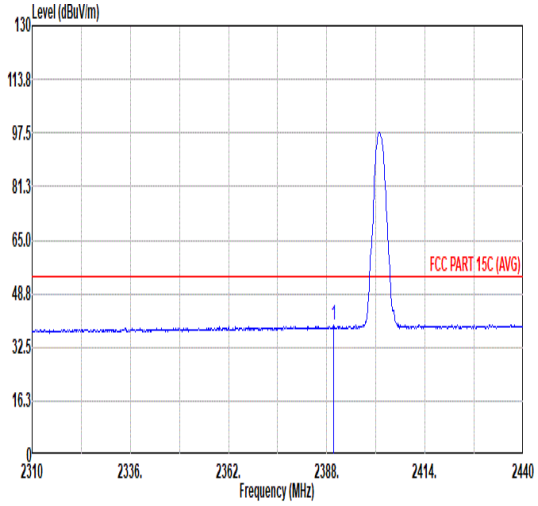 Freq Level Limit Line Margin Read Level Ant Factor Cable Loss Preamp Factor Aux Factor APos TPos Remark MHz dBuV/m dBuV/m dB dBuV dB/m dB dB dB cm deg 1 2389.82 39.01 54.00 -14.99 30.75 32.20 7.11 37.05 6.00 354 52 AVERAGE	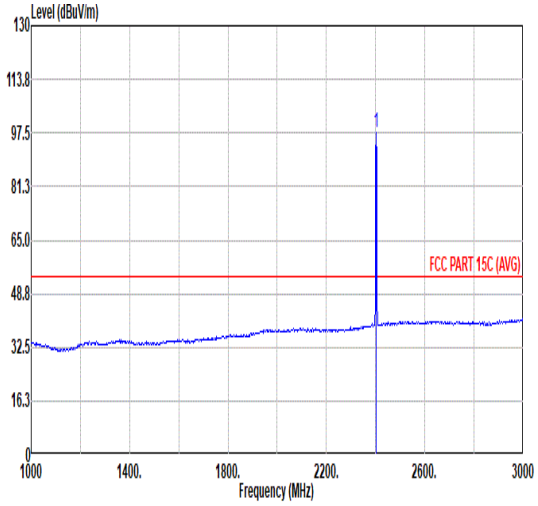 Freq Level Limit Line Margin Read Level Ant Factor Cable Loss Preamp Factor Aux Factor APos TPos Remark MHz dBuV/m dBuV/m dB dBuV dB/m dB dB dB cm deg 1 2402.00 97.69 ------ ------ 89.31 32.30 7.12 37.04 6.00 354 52 AVERAGE

Mode	10	
	Harmonic	
	2400-2483.5_Bluetooth-LE_GSFK_CH0_2402MHz	
ANT	1	
Pol.	Horizontal	Vertical
Peak Avg	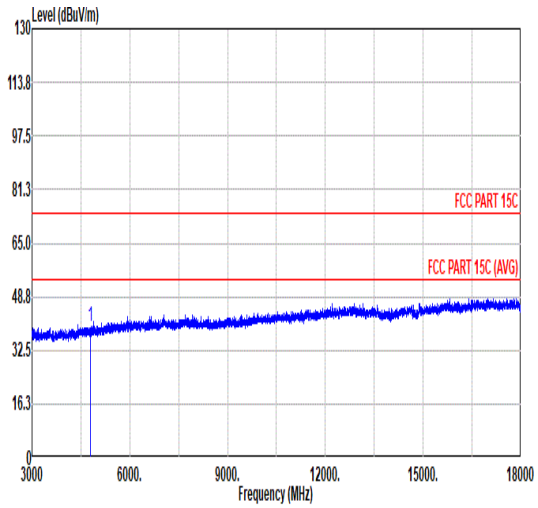 Freq Level Limit Line Margin Read Level Ant Factor Cable Loss Preamp Factor Aux Factor APos TPos Remark MHz dBuV/m dBuV/m dB dBuV dB/m dB dB dB cm deg 1 4804.00 39.73 74.00 -34.27 60.93 34.08 10.20 65.48 0.00 -- -- PEAK	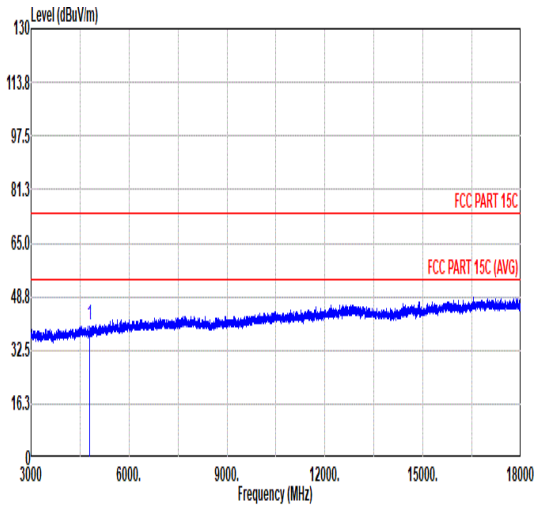 Freq Level Limit Line Margin Read Level Ant Factor Cable Loss Preamp Factor Aux Factor APos TPos Remark MHz dBuV/m dBuV/m dB dBuV dB/m dB dB dB cm deg 1 4804.00 40.42 74.00 -33.58 61.62 34.08 10.20 65.48 0.00 -- -- PEAK

Mode	11	
	Harmonic	
	2400-2483.5_Bluetooth-LE_GSFK_CH19_2440MHz	
ANT	1	
Pol.	Horizontal	Vertical
Peak Avg	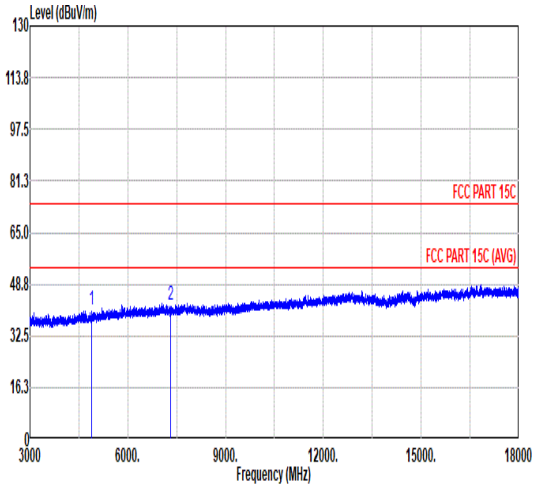 Freq Level Limit Line Margin Read Level Ant Factor Cable Loss Preamp Factor Aux Factor APos TPos Remark MHz dBuV/m dBuV/m dB dBuV dB/m dB dB dB cm deg 1 4880.00 40.47 74.00 -33.53 61.55 34.15 10.30 65.53 0.00 -- -- PEAK 2 7320.00 42.00 74.00 -32.00 59.86 35.74 12.72 66.32 0.00 -- -- PEAK	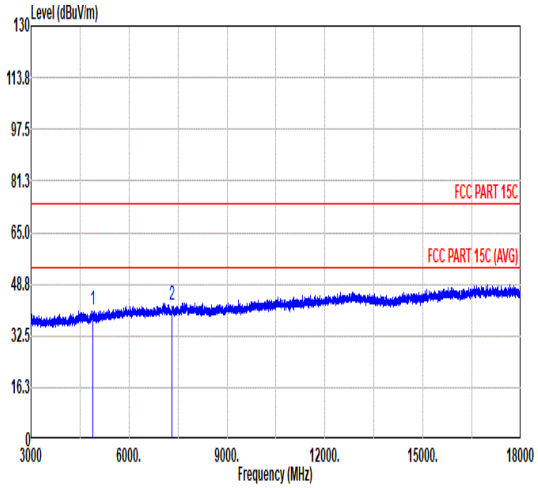 Freq Level Limit Line Margin Read Level Ant Factor Cable Loss Preamp Factor Aux Factor APos TPos Remark MHz dBuV/m dBuV/m dB dBuV dB/m dB dB dB cm deg 1 4880.00 40.59 74.00 -33.41 61.67 34.15 10.30 65.53 0.00 -- -- PEAK 2 7320.00 42.28 74.00 -31.72 60.14 35.74 12.72 66.32 0.00 -- -- PEAK

Mode	12	
	Band Edge	
	2400-2483.5_Bluetooth-LE_GSFK_CH39_2480MHz	
ANT	1	
Pol.	Horizontal	Fundamental
Peak	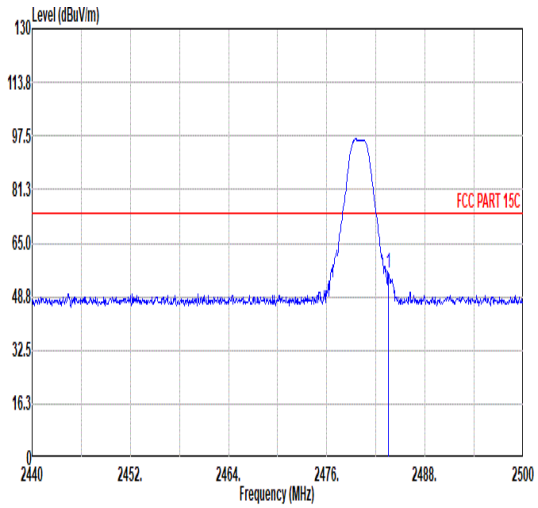 Freq Level Limit Line Margin Read Level Ant Factor Cable Loss Preamp Factor Aux Factor APos TPos Remark MHz dBuV/m dBuV/m dB dBuV dB/m dB dB dB cm deg 1 2483.56 55.69 74.00 -18.31 46.81 32.47 7.26 36.85 6.00 120 122 PEAK	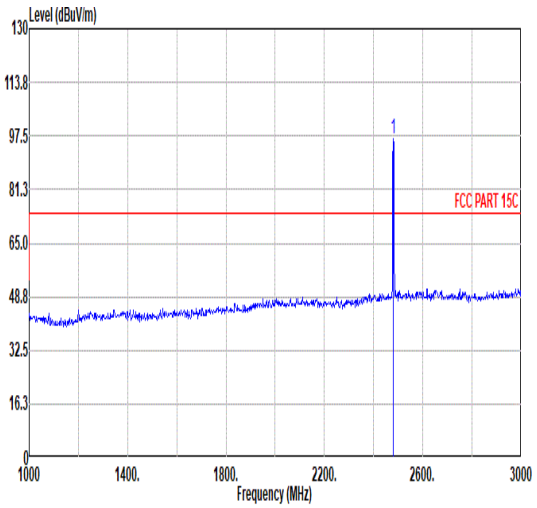 Freq Level Limit Line Margin Read Level Ant Factor Cable Loss Preamp Factor Aux Factor APos TPos Remark MHz dBuV/m dBuV/m dB dBuV dB/m dB dB dB cm deg 1 2400.00 96.66 ------ ------ 87.81 32.46 7.25 36.86 6.00 120 122 PEAK
Avg	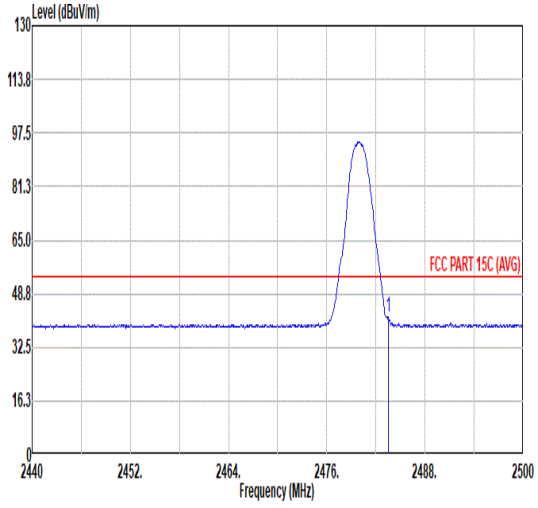 Freq Level Limit Line Margin Read Level Ant Factor Cable Loss Preamp Factor Aux Factor APos TPos Remark MHz dBuV/m dBuV/m dB dBuV dB/m dB dB dB cm deg 1 2483.50 41.63 54.00 -12.37 32.75 32.47 7.26 36.85 6.00 120 122 AVERAGE	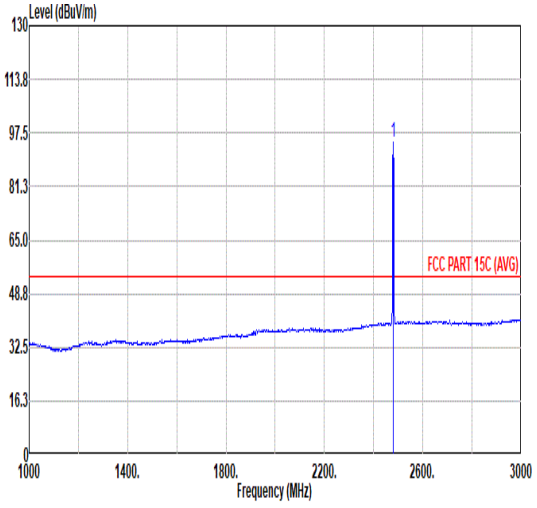 Freq Level Limit Line Margin Read Level Ant Factor Cable Loss Preamp Factor Aux Factor APos TPos Remark MHz dBuV/m dBuV/m dB dBuV dB/m dB dB dB cm deg 1 2400.00 94.68 ------ ------ 85.83 32.46 7.25 36.86 6.00 120 122 AVERAGE

Mode	12	
	Band Edge	
	2400-2483.5_Bluetooth-LE_GSFK_CH39_2480MHz	
ANT	1	
Pol.	Vertical	Fundamental
Peak	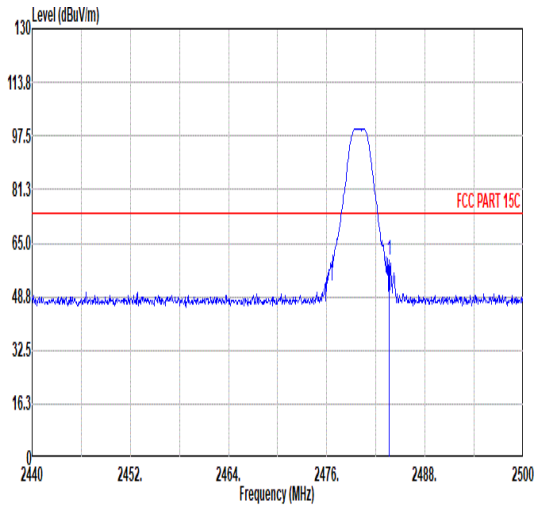 Freq Level Limit Line Margin Read Level Ant Factor Cable Loss Preamp Factor Aux Factor APos TPos Remark MHz dBuV/m dBuV/m dB dBuV dB/m dB dB dB cm deg 1 2483.62 59.72 74.00 -14.28 50.84 32.47 7.26 36.85 6.00 366 47 PEAK	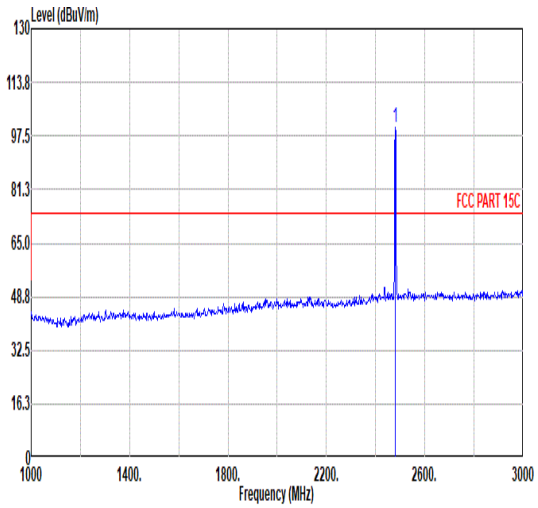 Freq Level Limit Line Margin Read Level Ant Factor Cable Loss Preamp Factor Aux Factor APos TPos Remark MHz dBuV/m dBuV/m dB dBuV dB/m dB dB dB cm deg 1 2400.00 99.93 ------ ------ 91.08 32.46 7.25 36.86 6.00 366 47 PEAK
Avg	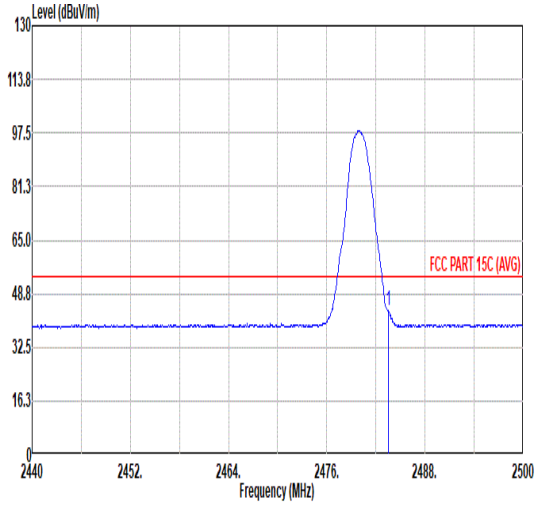 Freq Level Limit Line Margin Read Level Ant Factor Cable Loss Preamp Factor Aux Factor APos TPos Remark MHz dBuV/m dBuV/m dB dBuV dB/m dB dB dB cm deg 1 2483.56 43.72 54.00 -10.28 34.84 32.47 7.26 36.85 6.00 366 47 AVERAGE	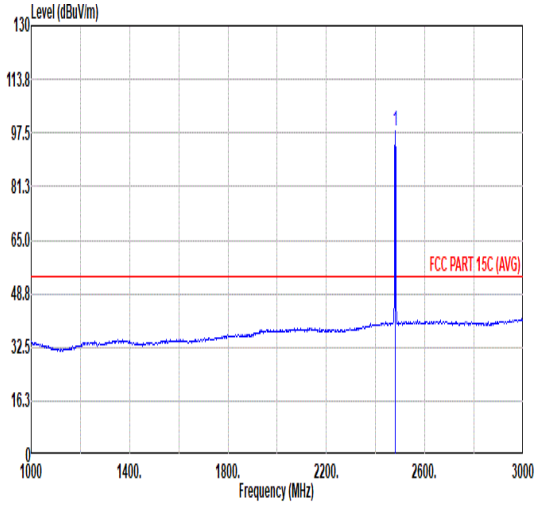 Freq Level Limit Line Margin Read Level Ant Factor Cable Loss Preamp Factor Aux Factor APos TPos Remark MHz dBuV/m dBuV/m dB dBuV dB/m dB dB dB cm deg 1 2400.00 98.10 ------ ------ 89.25 32.46 7.25 36.86 6.00 366 47 AVERAGE

Mode	12	
	Harmonic	
	2400-2483.5_Bluetooth-LE_GSFK_CH39_2480MHz	
ANT	1	
Pol.	Horizontal	Vertical
Peak Avg	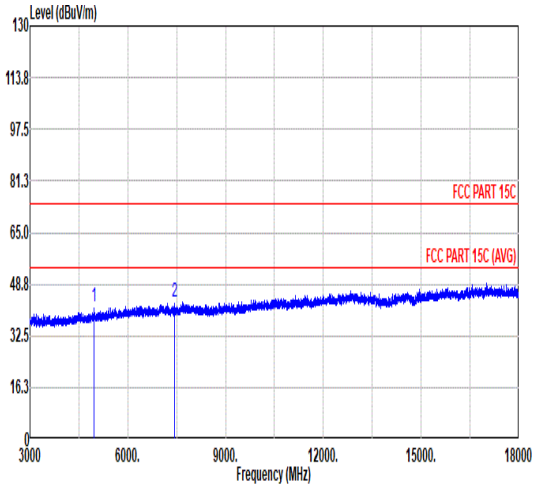 Freq Level Limit Line Margin Read Level Ant Factor Cable Loss Preamp Factor Aux Factor APos TPos Remark MHz dBuV/m dBuV/m dB dBuV dB/m dB dB dB cm deg 1 4960.00 41.73 74.00 -32.27 62.70 34.22 10.40 65.59 0.00 -- -- PEAK 2 7440.00 43.27 74.00 -30.73 61.32 35.80 12.78 66.63 0.00 -- -- PEAK	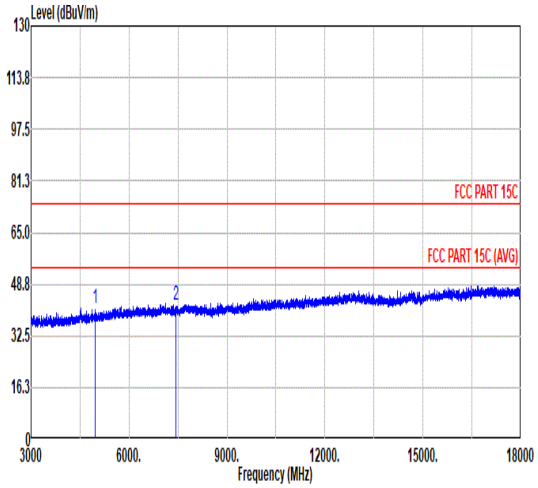 Freq Level Limit Line Margin Read Level Ant Factor Cable Loss Preamp Factor Aux Factor APos TPos Remark MHz dBuV/m dBuV/m dB dBuV dB/m dB dB dB cm deg 1 4960.00 41.32 74.00 -32.68 62.29 34.22 10.40 65.59 0.00 -- -- PEAK 2 7440.00 42.21 74.00 -31.79 60.26 35.80 12.78 66.63 0.00 -- -- PEAK

Mode	12	
	18G-25G	
	2400-2483.5_Bluetooth-LE_GSFK_CH39_2480MHz	
ANT	1	
Pol.	Horizontal	Vertical
Peak Avg	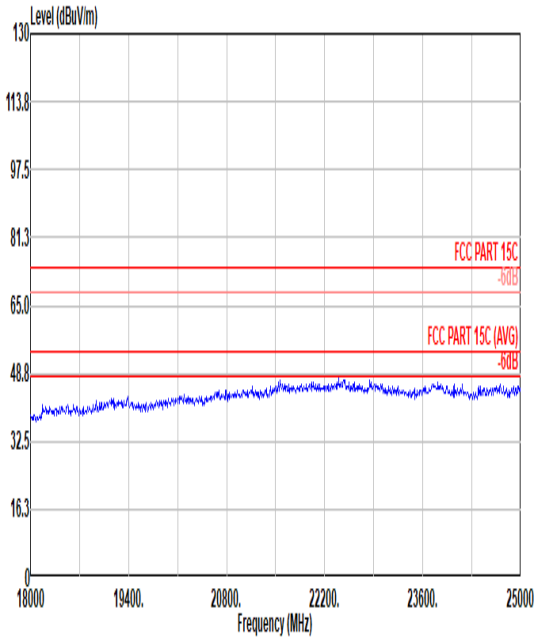	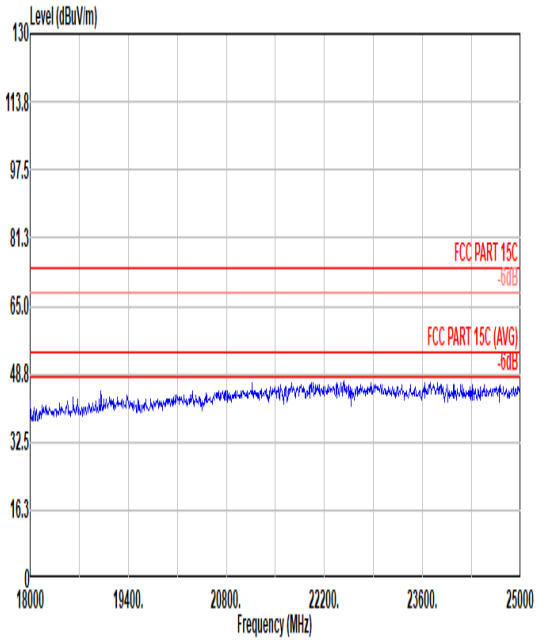

Mode	12	
	30-1G	
	2400-2483.5_Bluetooth-LE_GSFK_CH39_2480MHz	
ANT	1	
Pol.	Horizontal	Vertical
Peak	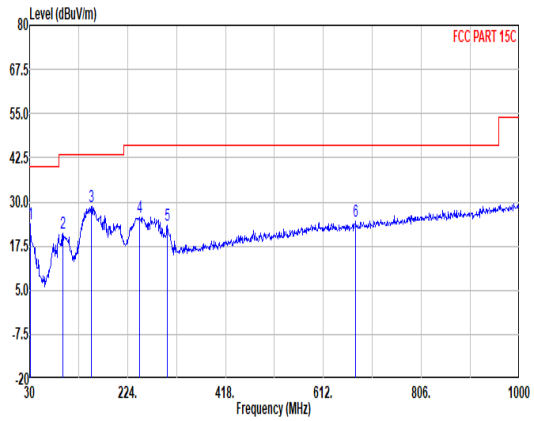	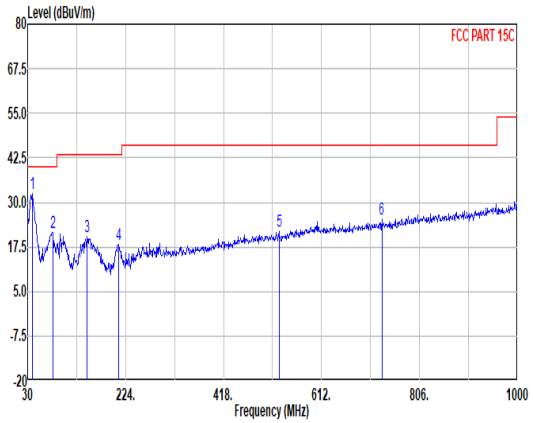

	Freq	Level	Limit Line	Over Limit	Read Level	Ant Factor	Cable Loss	Preamp Factor	Aux Factor	APos	TPos	Remark
	MHz	dBuV/m	dBuV/m	dB	dBuV	dB/m	dB	dB	dB	cm	deg	
1	30.97	23.93	40.00	-16.07	31.04	25.09	0.76	32.96	0.00	--	--	Peak
2	95.96	21.12	43.50	-22.38	37.00	15.56	1.39	32.83	0.00	--	--	Peak
3	152.22	28.67	43.50	-14.83	42.59	16.92	1.80	32.64	0.00	--	--	Peak
4	247.28	25.84	46.00	-20.16	38.60	18.22	2.09	33.07	0.00	--	--	Peak
5	302.57	23.45	46.00	-22.55	34.30	19.40	2.57	32.82	0.00	--	--	Peak
6	676.02	24.64	46.00	-21.36	27.75	26.59	3.85	33.55	0.00	--	--	Peak

	Freq	Level	Limit Line	Over Limit	Read Level	Ant Factor	Cable Loss	Preamp Factor	Aux Factor	APos	TPos	Remark
	MHz	dBuV/m	dBuV/m	dB	dBuV	dB/m	dB	dB	dB	cm	deg	
1	38.73	32.47	40.00	-7.53	44.25	20.39	0.84	33.01	0.00	--	--	Peak
2	79.47	21.60	40.00	-18.40	39.14	13.75	1.30	32.59	0.00	--	--	Peak
3	147.37	20.22	43.50	-23.28	33.92	17.16	1.78	32.64	0.00	--	--	Peak
4	210.42	18.20	43.50	-25.30	33.84	15.19	2.09	32.92	0.00	--	--	Peak
5	527.61	22.03	46.00	-23.97	27.71	24.62	3.17	33.47	0.00	--	--	Peak
6	731.31	25.18	46.00	-20.82	27.36	27.18	4.03	33.39	0.00	--	--	Peak

Appendix D. Duty Cycle Plots

Band	Duty Cycle(%)	T(ms)	1/T(kHz)	VBW Setting
Bluetooth LE 1Mbps	62.50	0.391	2.558	2.7KHz
Bluetooth LE 2Mbps	33.33	0.209	4.785	5.1KHz

Ant.0/Ant.1

Bluetooth LE 1Mbps

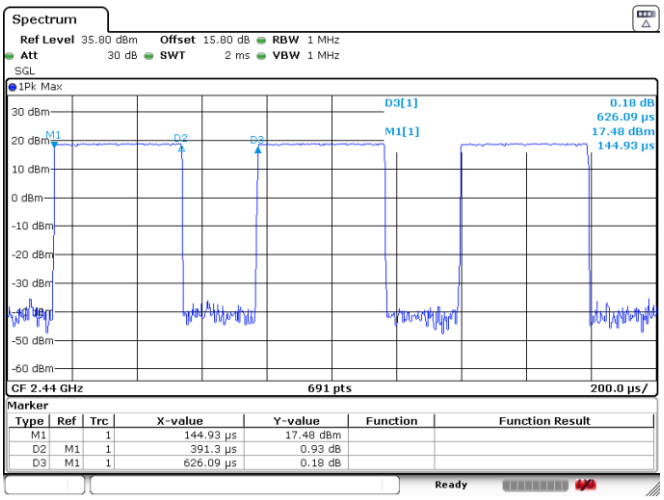

Bluetooth LE 2Mbps