Test Laboratory: Sporton International Inc. SAR/HAC Testing Lab Date: 2024/12/1

01_Bluetooth_DH5 1Mbps_Bottom Face_0mm_Ch39

Communication System: UID 0, Bluetooth (0); Frequency: 2441 MHz;Duty Cycle: 1:1.298
Medium: HSL_2450 Medium parameters used: f = 2441 MHz; σ = 1.785 S/m; ε_r = 38.954; ρ = 1000 kg/m^3
Ambient Temperature：23.6 ℃; Liquid Temperature：22.4 ℃

DASY5 Configuration:
- Probe: EX3DV4 - SN7641; ConvF(7.81, 7.71, 7.62); Calibrated: 2024/6/3
- Sensor-Surface: 1.4mm (Mechanical Surface Detection)
- Electronics: DAE4 Sn715; Calibrated: 2024/1/25
- Phantom: ELI V8.0 (Left); Type: QD OVA 004 AA; Serial: 2131
- Measurement SW: DASY52, Version 52.10 (4); SEMCAD X Version 14.6.14 (7483)

Area Scan (101x151x1): Interpolated grid: dx=1.200 mm, dy=1.200 mm
Maximum value of SAR (interpolated) = 0.605 W/kg

Zoom Scan (7x7x7)/Cube 0: Measurement grid: dx=5mm, dy=5mm, dz=5mm
Reference Value = 0 V/m; Power Drift = 0.03 dB
Peak SAR (extrapolated) = 0.734 W/kg
SAR(1 g) = 0.307 W/kg; SAR(10 g) = 0.113 W/kg
Smallest distance from peaks to all points 3 dB below = 5.8 mm
Ratio of SAR at M2 to SAR at M1 = 45.3%
Maximum value of SAR (measured) = 0.579 W/kg

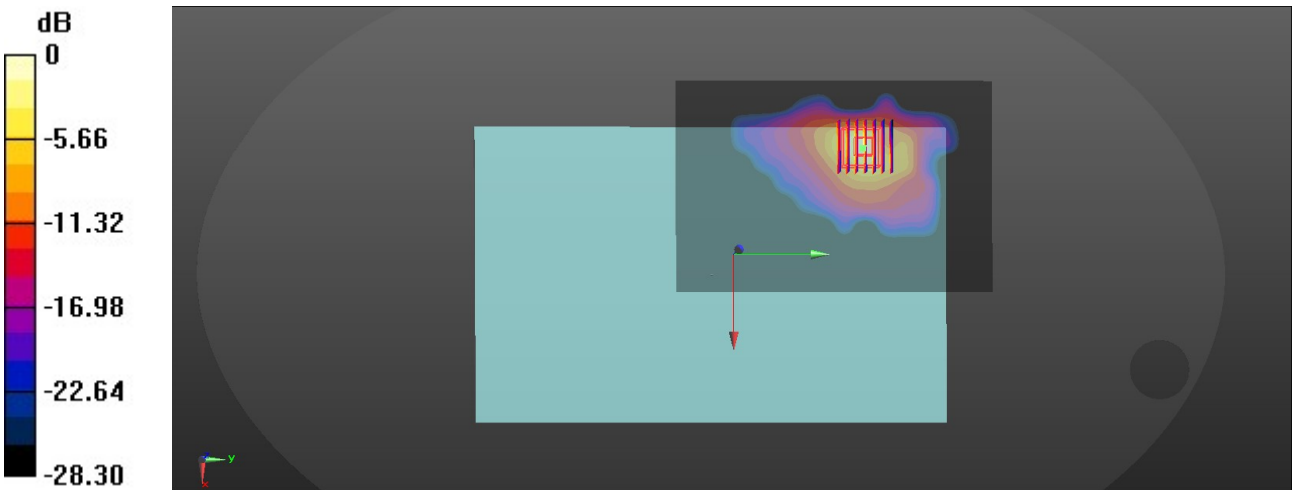

0 dB = 0.605 W/kg = -2.18 dBW/kg

Test Laboratory: Sporton International Inc. SAR/HAC Testing Lab Date: 2024/12/1

02_WLAN2.4GHz_802.11b 1Mbps_Bottom Face_0mm_Ch1

Communication System: UID 0, WIFI (0); Frequency: 2412 MHz;Duty Cycle: 1:1.017
Medium: HSL_2450 Medium parameters used: f = 2412 MHz; σ = 1.764 S/m; ε_r = 38.997; ρ = 1000 kg/m^3
Ambient Temperature：23.6 ℃; Liquid Temperature：22.4 ℃

DASY5 Configuration:
- Probe: EX3DV4 - SN7641; ConvF(7.81, 7.71, 7.62); Calibrated: 2024/6/3
- Sensor-Surface: 1.4mm (Mechanical Surface Detection)
- Electronics: DAE4 Sn715; Calibrated: 2024/1/25
- Phantom: ELI V8.0 (Left); Type: QD OVA 004 AA; Serial: 2131
- Measurement SW: DASY52, Version 52.10 (4); SEMCAD X Version 14.6.14 (7483)

Area Scan (101x151x1): Interpolated grid: dx=1.200 mm, dy=1.200 mm
Maximum value of SAR (interpolated) = 0.968 W/kg

Zoom Scan (7x7x7)/Cube 0: Measurement grid: dx=5mm, dy=5mm, dz=5mm
Reference Value = 0 V/m; Power Drift = 0.08 dB
Peak SAR (extrapolated) = 1.76 W/kg
SAR(1 g) = 0.756 W/kg; SAR(10 g) = 0.286 W/kg
Smallest distance from peaks to all points 3 dB below = 5.8 mm
Ratio of SAR at M2 to SAR at M1 = 48.1%
Maximum value of SAR (measured) = 1.05 W/kg

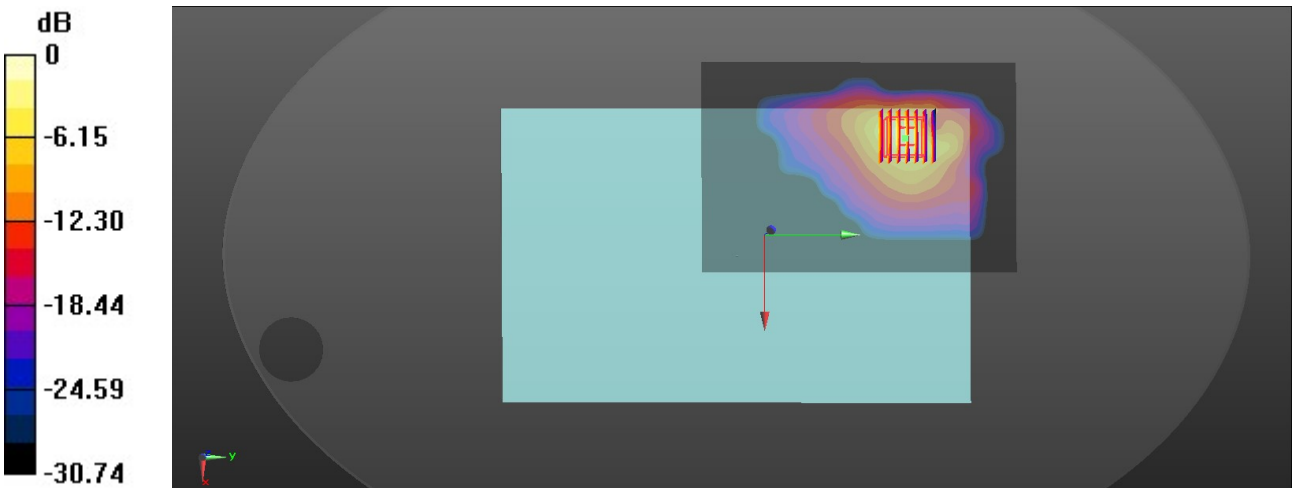

0 dB = 0.968 W/kg = -0.14 dBW/kg

Test Laboratory: Sporton International Inc. SAR/HAC Testing Lab Date: 2024/12/2

03_WLAN5GHz_802.11n-HT40 MCS0_Bottom Face_0mm_Ch54

Communication System: UID 0, WIFI (0); Frequency: 5270 MHz;Duty Cycle: 1:1.142
Medium: HSL_5250 Medium parameters used: f = 5270 MHz; σ = 4.712 S/m; ε_r = 35.947; ρ = 1000 kg/m^3
Ambient Temperature：23.3 ℃; Liquid Temperature：22.8 ℃

DASY5 Configuration:
- Probe: EX3DV4 - SN7641; ConvF(6.15, 6.08, 6.01); Calibrated: 2024/6/3
- Sensor-Surface: 1.4mm (Mechanical Surface Detection)
- Electronics: DAE4 Sn715; Calibrated: 2024/1/25
- Phantom: ELI V8.0 (Left); Type: QD OVA 004 AA; Serial: 2131
- Measurement SW: DASY52, Version 52.10 (4); SEMCAD X Version 14.6.14 (7483)

Area Scan (111x111x1): Interpolated grid: dx=1.000 mm, dy=1.000 mm
Maximum value of SAR (interpolated) = 2.14 W/kg

Zoom Scan (9x9x7)/Cube 0: Measurement grid: dx=4mm, dy=4mm, dz=1.4mm
Reference Value = 0 V/m; Power Drift = 0.03 dB
Peak SAR (extrapolated) = 4.60 W/kg
SAR(1 g) = 0.808 W/kg; SAR(10 g) = 0.162 W/kg
Smallest distance from peaks to all points 3 dB below = 4 mm
Ratio of SAR at M2 to SAR at M1 = 64.7%
Maximum value of SAR (measured) = 2.20 W/kg

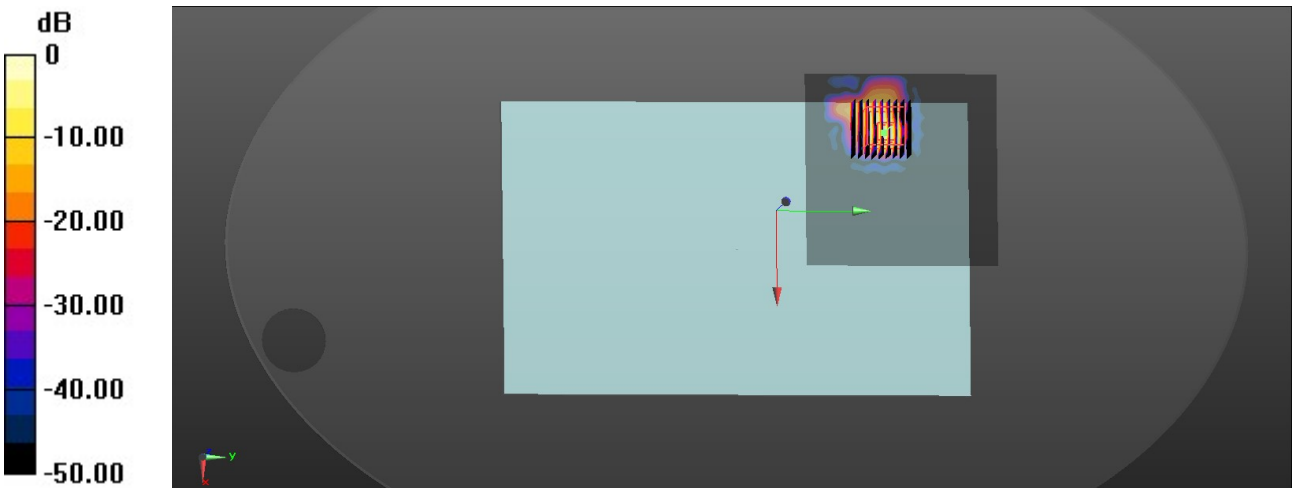

0 dB = 2.14 W/kg = 3.30 dBW/kg

Test Laboratory: Sporton International Inc. SAR/HAC Testing Lab Date: 2024/12/3

04_WLAN5GHz_802.11n-HT40 MCS0_Bottom Face_0mm_Ch102

Communication System: UID 0, WIFI (0); Frequency: 5510 MHz;Duty Cycle: 1:1.142
Medium: HSL_5600 Medium parameters used: f = 5510 MHz; σ = 4.959 S/m; ε_r = 35.609; ρ = 1000 kg/m^3
Ambient Temperature：23.4 ℃; Liquid Temperature：22.7 ℃

DASY5 Configuration:
- Probe: EX3DV4 - SN7641; ConvF(5.5, 5.44, 5.37); Calibrated: 2024/6/3
- Sensor-Surface: 1.4mm (Mechanical Surface Detection)
- Electronics: DAE4 Sn715; Calibrated: 2024/1/25
- Phantom: ELI V8.0 (Left); Type: QD OVA 004 AA; Serial: 2131
- Measurement SW: DASY52, Version 52.10 (4); SEMCAD X Version 14.6.14 (7483)

Area Scan (111x111x1): Interpolated grid: dx=1.000 mm, dy=1.000 mm
Maximum value of SAR (interpolated) = 2.08 W/kg

Zoom Scan (9x9x7)/Cube 0: Measurement grid: dx=4mm, dy=4mm, dz=1.4mm
Reference Value = 0 V/m; Power Drift = 0.11 dB
Peak SAR (extrapolated) = 4.77 W/kg
SAR(1 g) = 0.768 W/kg; SAR(10 g) = 0.168 W/kg
Smallest distance from peaks to all points 3 dB below = 4.6 mm
Ratio of SAR at M2 to SAR at M1 = 57.1%
Maximum value of SAR (measured) = 2.12 W/kg

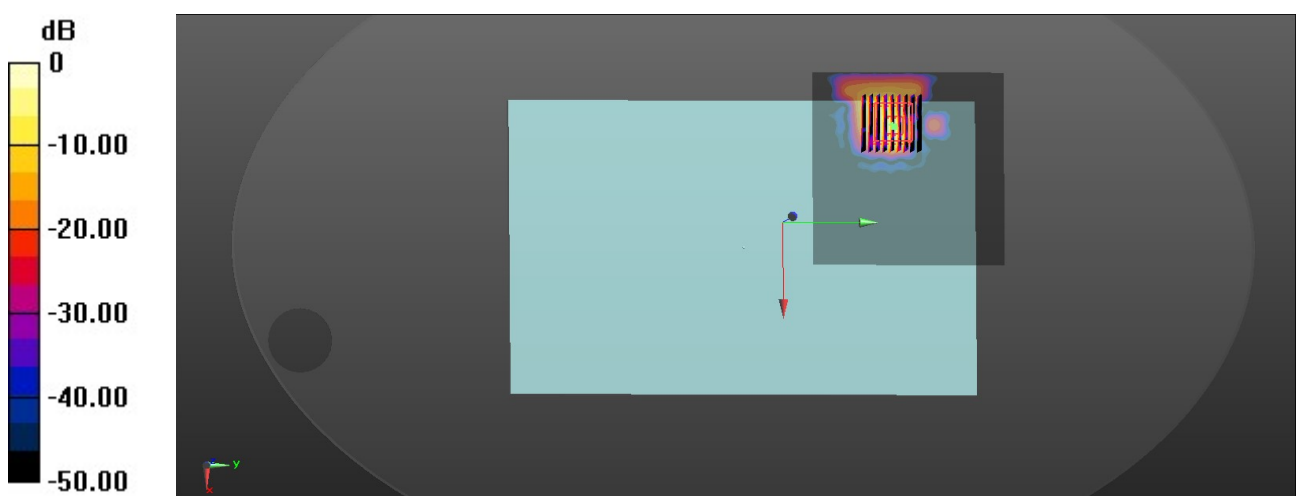

0 dB = 2.08 W/kg = 3.18 dBW/kg

Test Laboratory: Sporton International Inc. SAR/HAC Testing Lab Date: 2024/12/4

05_WLAN5GHz_802.11n-HT40 MCS0_Bottom Face_0mm_Ch151

Communication System: UID 0, WIFI (0); Frequency: 5755 MHz;Duty Cycle: 1:1.142
Medium: HSL_5750 Medium parameters used: f = 5755 MHz; σ = 5.231 S/m; ε_r = 35.263; ρ = 1000 kg/m^3
Ambient Temperature：23.6 ℃; Liquid Temperature：22.3 ℃

DASY5 Configuration:
- Probe: EX3DV4 - SN7641; ConvF(5.47, 5.41, 5.34); Calibrated: 2024/6/3
- Sensor-Surface: 1.4mm (Mechanical Surface Detection)
- Electronics: DAE4 Sn715; Calibrated: 2024/1/25
- Phantom: ELI V8.0 (Left); Type: QD OVA 004 AA; Serial: 2131
- Measurement SW: DASY52, Version 52.10 (4); SEMCAD X Version 14.6.14 (7483)

Area Scan (111x111x1): Interpolated grid: dx=1.000 mm, dy=1.000 mm
Maximum value of SAR (interpolated) = 1.71 W/kg

Zoom Scan (9x9x7)/Cube 0: Measurement grid: dx=4mm, dy=4mm, dz=1.4mm
Reference Value = 0 V/m; Power Drift = 0.09 dB
Peak SAR (extrapolated) = 5.04 W/kg
SAR(1 g) = 0.715 W/kg; SAR(10 g) = 0.153 W/kg
Smallest distance from peaks to all points 3 dB below = 4.4 mm
Ratio of SAR at M2 to SAR at M1 = 55.8%
Maximum value of SAR (measured) = 2.45 W/kg

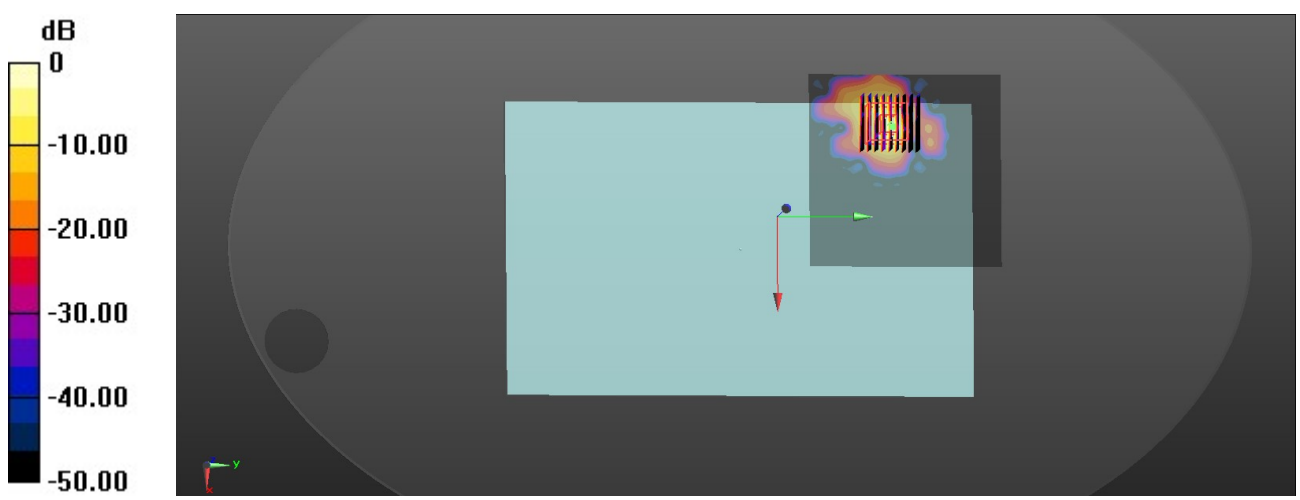

0 dB = 1.71 W/kg = 2.33 dBW/kg