11AX40CDD_Ant.5b_2422_30~1000

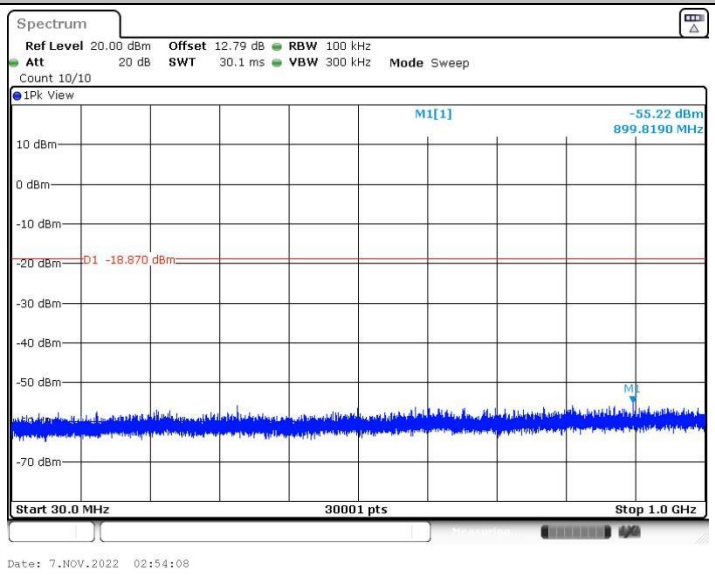

11AX40CDD_Ant.5b_2422_1000~26500

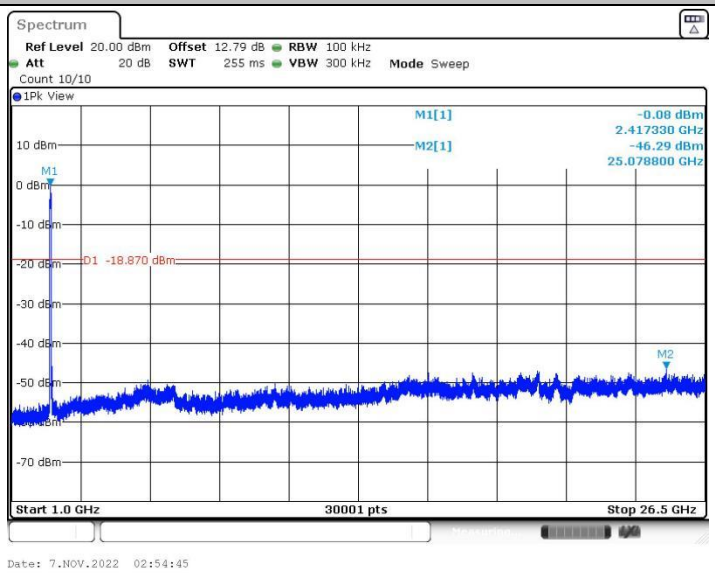

11AX40CDD_Ant.4b_2437_30~1000

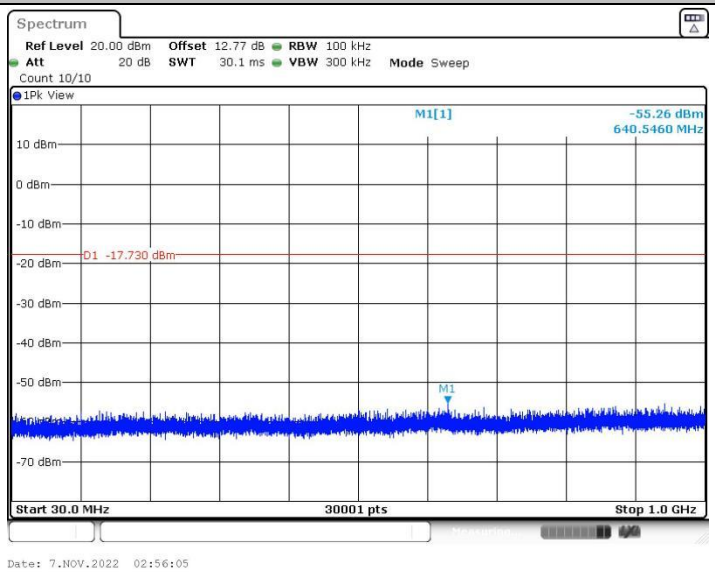

11AX40CDD_Ant.4b_2437_1000~26500

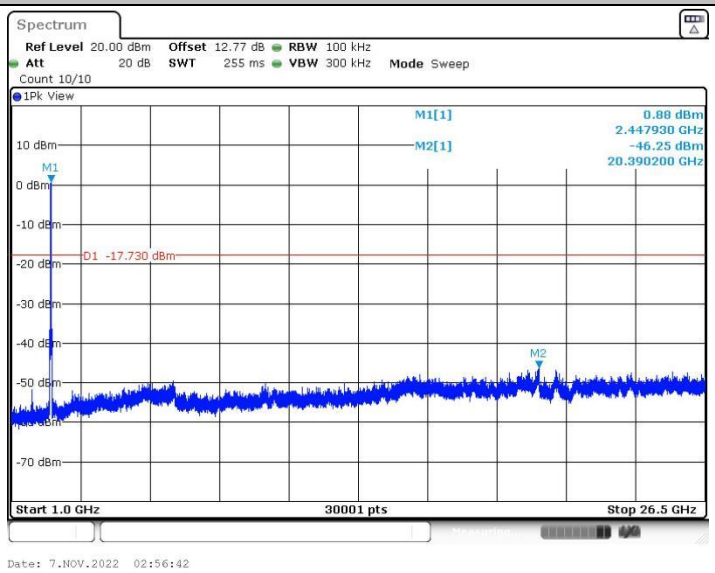

11AX40CDD_Ant.5b_2437_30~1000

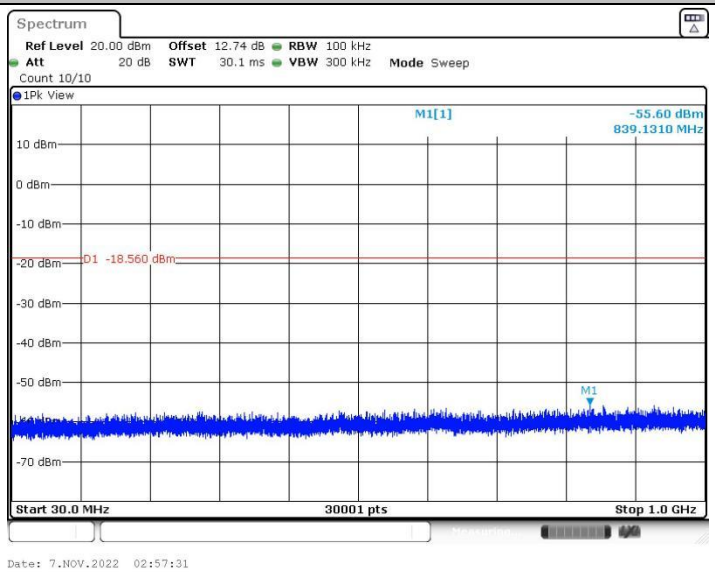

11AX40CDD_Ant.5b_2437_1000~26500

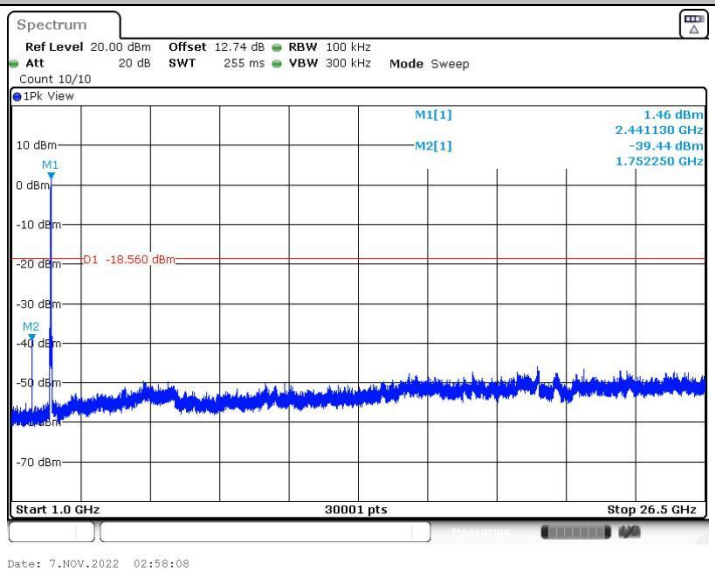

11AX40CDD_Ant.4b_2447_30~1000

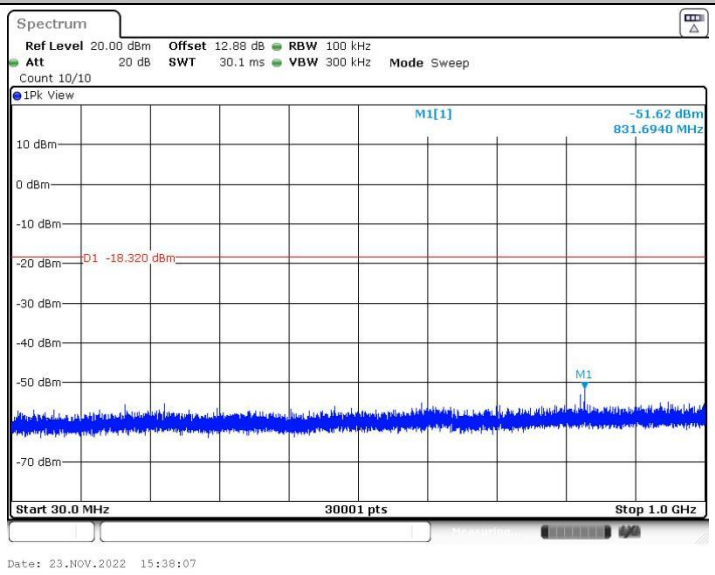

11AX40CDD_Ant.4b_2447_1000~26500

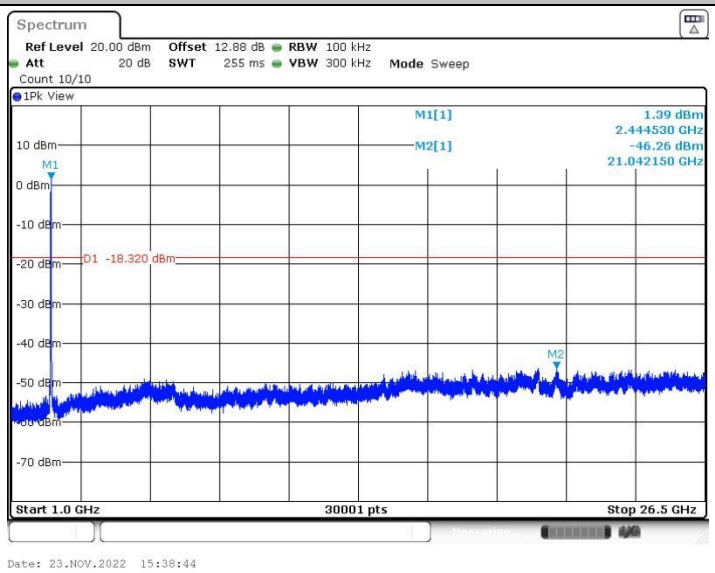

11AX40CDD_Ant.5b_2447_30~1000

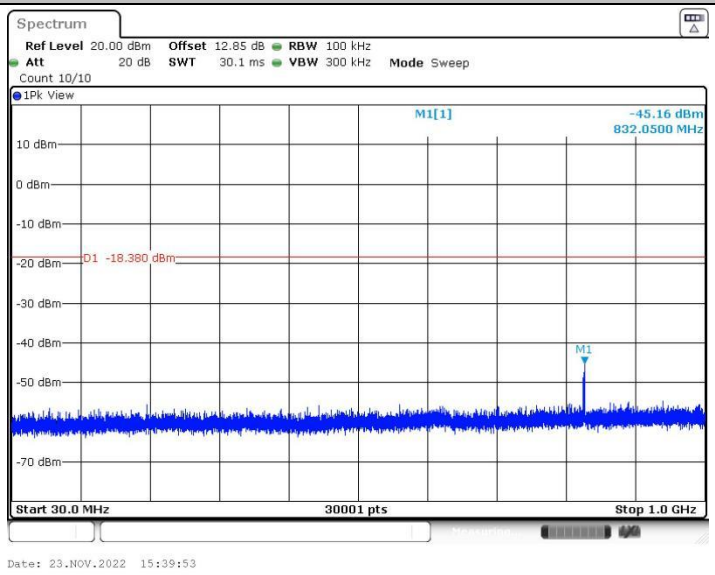

11AX40CDD_Ant.5b_2447_1000~26500

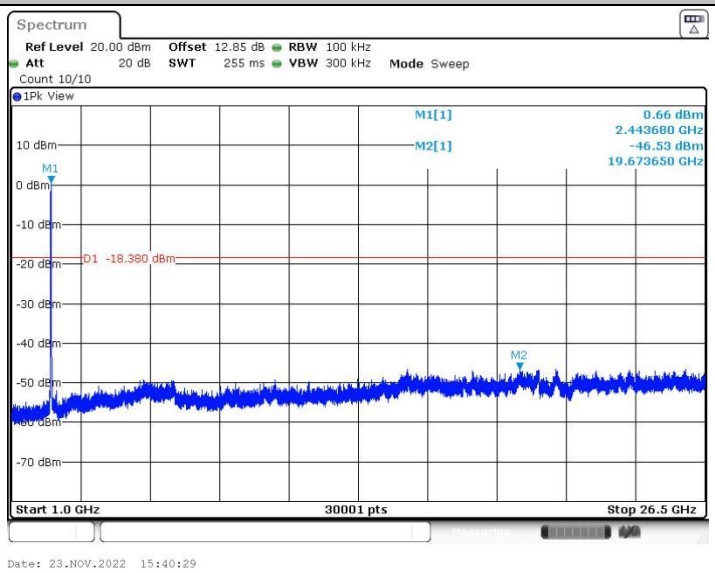

11AX40CDD_Ant.4b_2452_30~1000

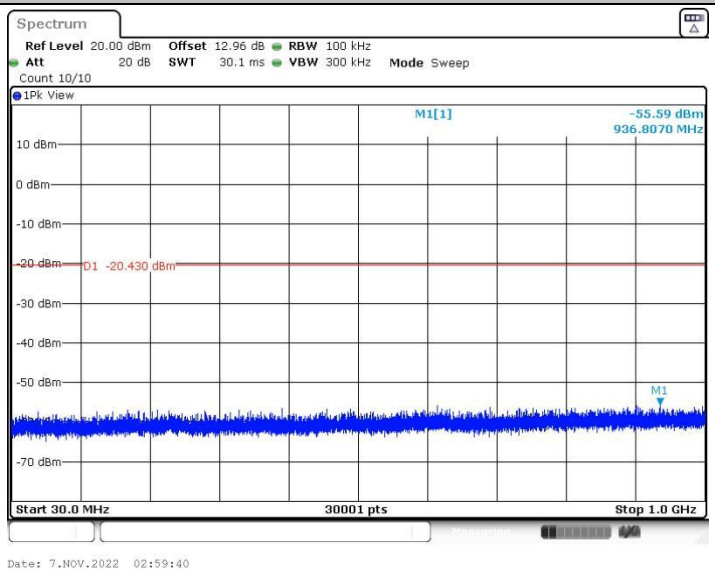

11AX40CDD_Ant.4b_2452_1000~26500

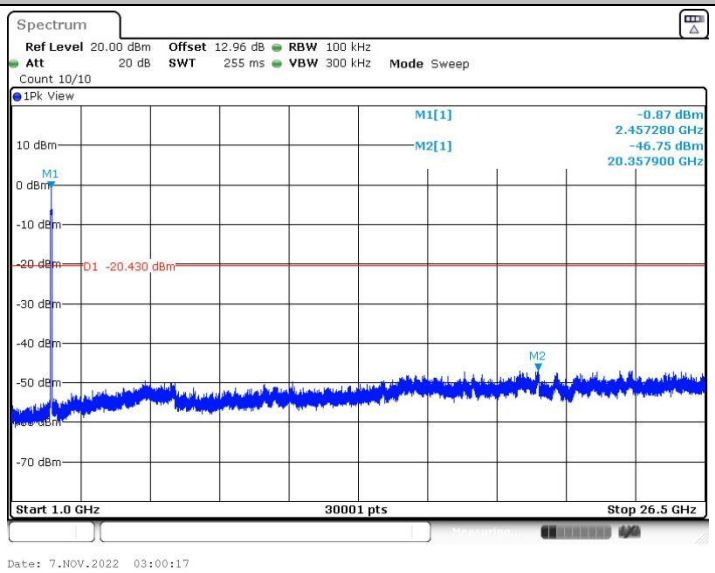

11AX40CDD_Ant.5b_2452_30~1000

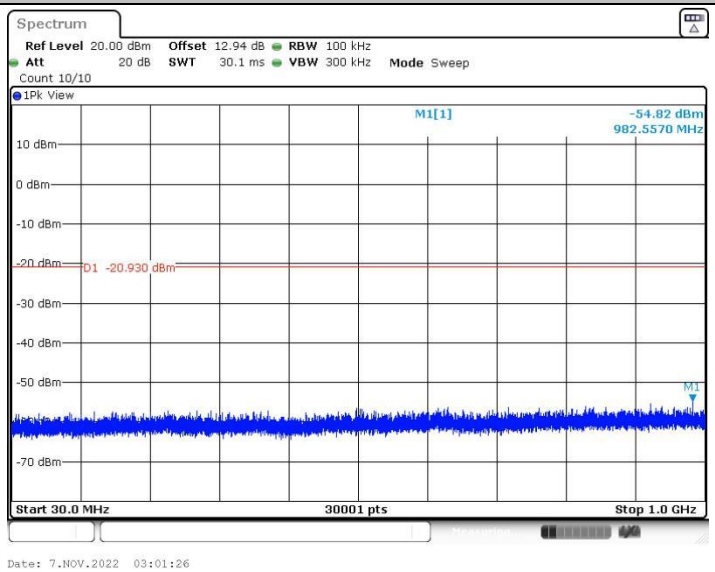

11AX40CDD_Ant.5b_2452_1000~26500

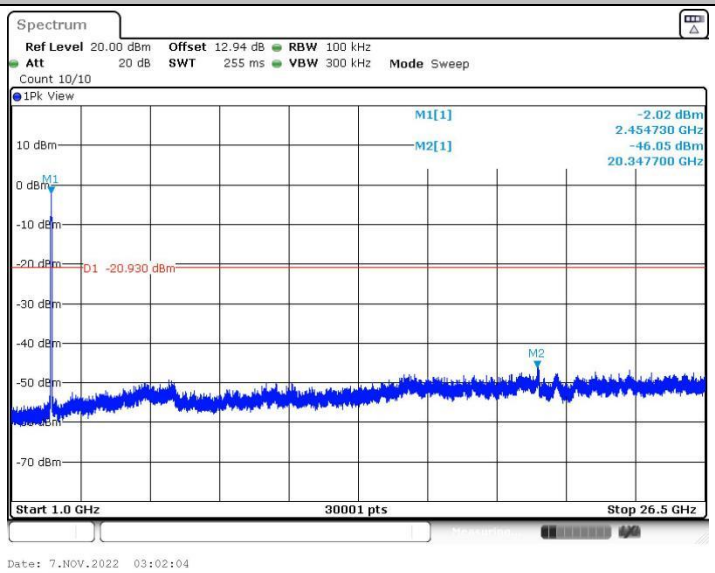

Maximum power spectral density for 11ax Partial RU

Test Result

Test Mode	Antenna	Freq(MHz)	RuSize	RuIndex	Result [dBm/3kHz]	Limit [dBm/3kHz]	Verdict
11AX20CDD	Ant.4b	2412	26Tone	RU0	-10.39	≤8.00	PASS
			52Tone	RU37	-10	≤8.00	PASS
			106Tone	RU53	-16.94	≤8.00	PASS
	Ant.5b	2412	26Tone	RU0	-10.19	≤8.00	PASS
			52Tone	RU37	-10.54	≤8.00	PASS
			106Tone	RU53	-15.76	≤8.00	PASS
	total	2412	26Tone	RU0	-7.28	≤8.00	PASS
			52Tone	RU37	-7.25	≤8.00	PASS
			106Tone	RU53	-13.30	≤8.00	PASS
	Ant.4b	2437	26Tone	RU0	-7.81	≤8.00	PASS
			52Tone	RU37	-8.89	≤8.00	PASS
			106Tone	RU53	-8.05	≤8.00	PASS
	Ant.5b	2437	26Tone	RU0	-10.29	≤8.00	PASS
			52Tone	RU37	-9.21	≤8.00	PASS
			106Tone	RU53	-10.1	≤8.00	PASS
	total	2437	26Tone	RU0	-5.87	≤8.00	PASS
			52Tone	RU37	-6.04	≤8.00	PASS
			106Tone	RU53	-5.94	≤8.00	PASS
	Ant.4b	2457	26Tone	RU8	-11.56	≤8.00	PASS
			52Tone	RU40	-11.73	≤8.00	PASS
			106Tone	RU54	-11.35	≤8.00	PASS
	Ant.5b	2457	26Tone	RU8	-12.45	≤8.00	PASS
			52Tone	RU40	-12.37	≤8.00	PASS
			106Tone	RU54	-12.55	≤8.00	PASS
	total	2457	26Tone	RU8	-8.97	≤8.00	PASS
			52Tone	RU40	-9.03	≤8.00	PASS
			106Tone	RU54	-8.90	≤8.00	PASS
	Ant.4b	2462	26Tone	RU8	-12.16	≤8.00	PASS
			52Tone	RU40	-11.71	≤8.00	PASS
			106Tone	RU54	-17.78	≤8.00	PASS
	Ant.5b	2462	26Tone	RU8	-12.92	≤8.00	PASS
			52Tone	RU40	-13.67	≤8.00	PASS
			106Tone	RU54	-18.04	≤8.00	PASS
	total	2462	26Tone	RU8	-9.51	≤8.00	PASS
			52Tone	RU40	-9.57	≤8.00	PASS
			106Tone	RU54	-14.90	≤8.00	PASS

Test Graphs

11AX20CDD_Ant.4b_2412_26Tone_RU0

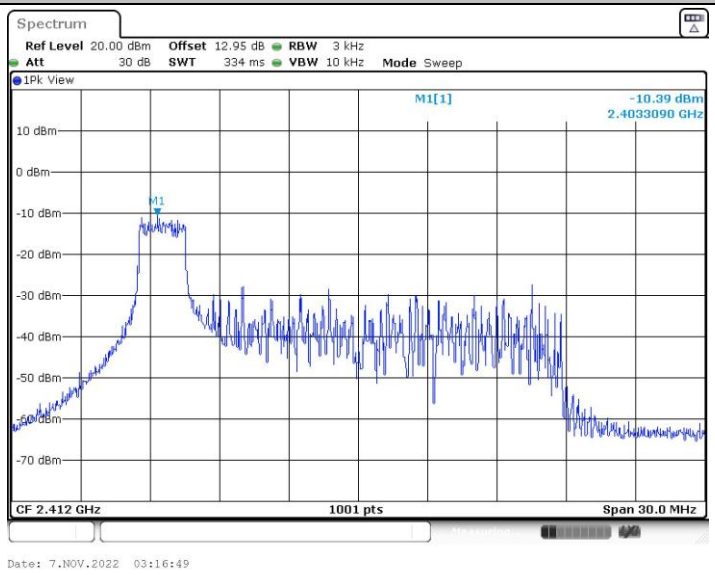

11AX20CDD_Ant.4b_2412_52Tone_RU37

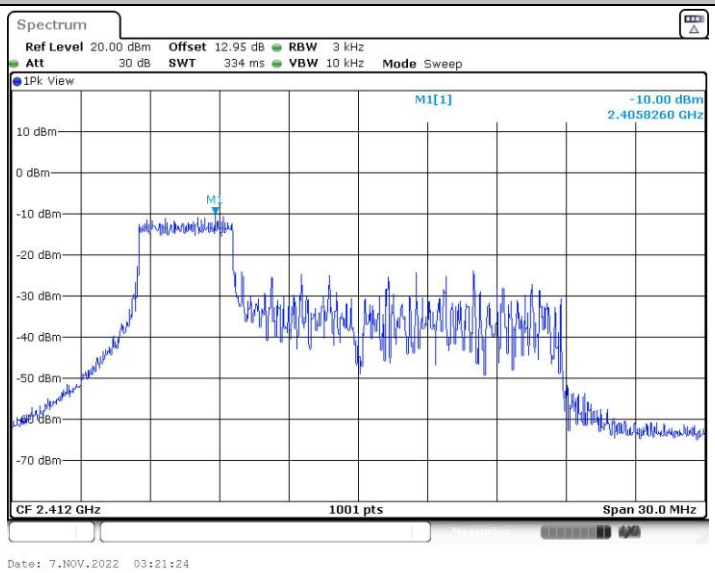

11AX20CDD_Ant.4b_2412_106Tone_RU53

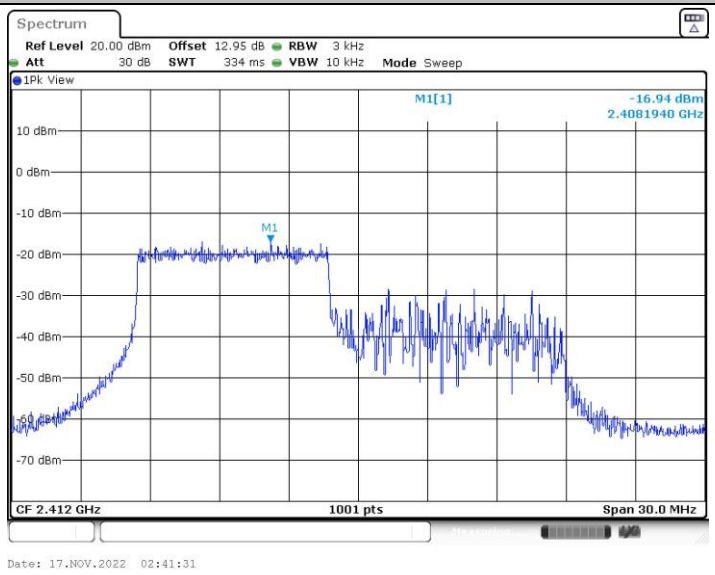

11AX20CDD_Ant.5b_2412_26Tone_RU0

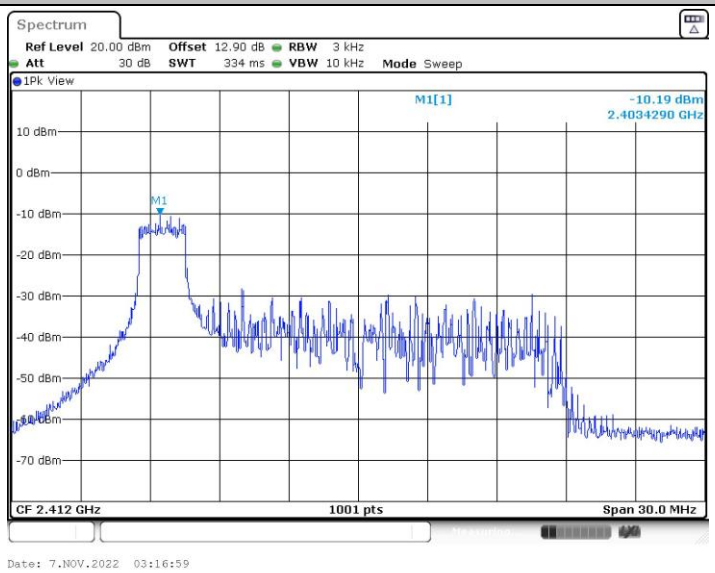

11AX20CDD_Ant.5b_2412_52Tone_RU37

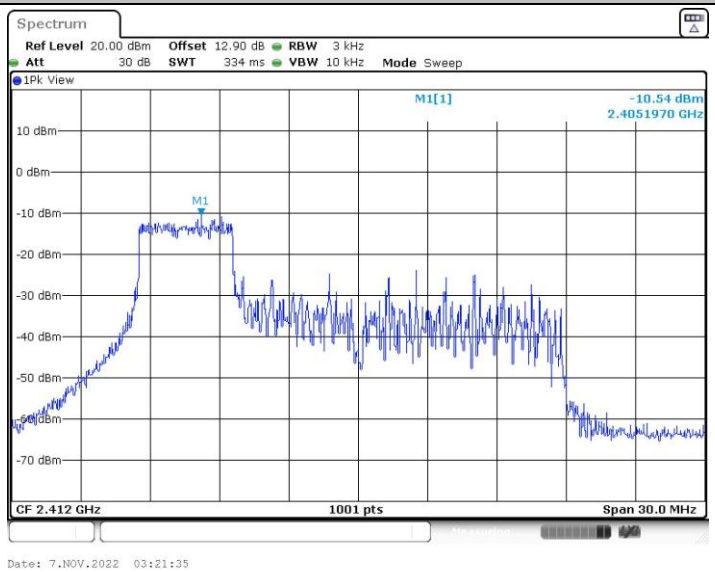

11AX20CDD_Ant.5b_2412_106Tone_RU53

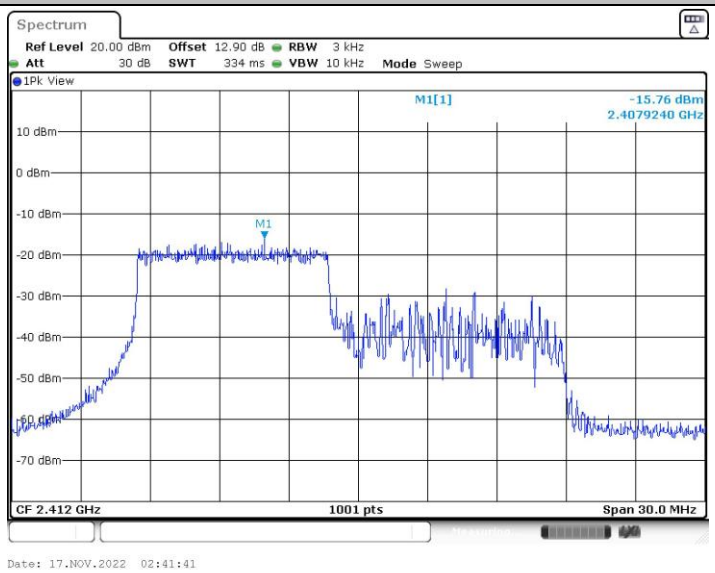

11AX20CDD_Ant.4b_2437_26Tone_RU0

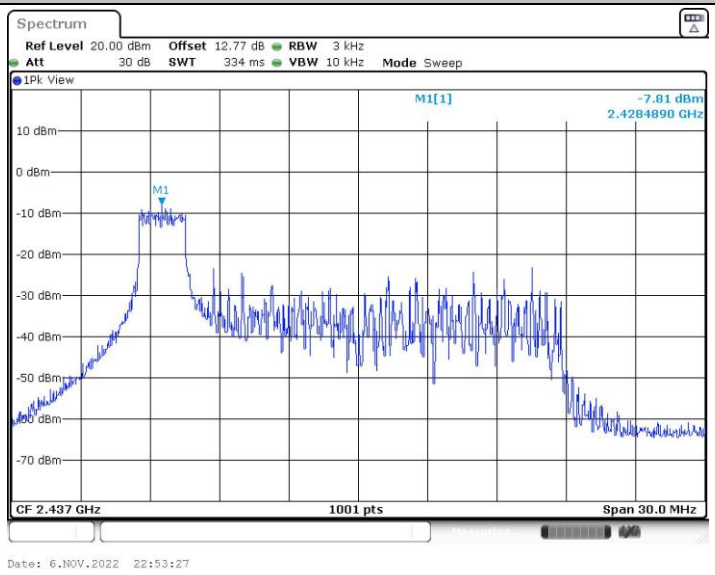

11AX20CDD_Ant.4b_2437_52Tone_RU37

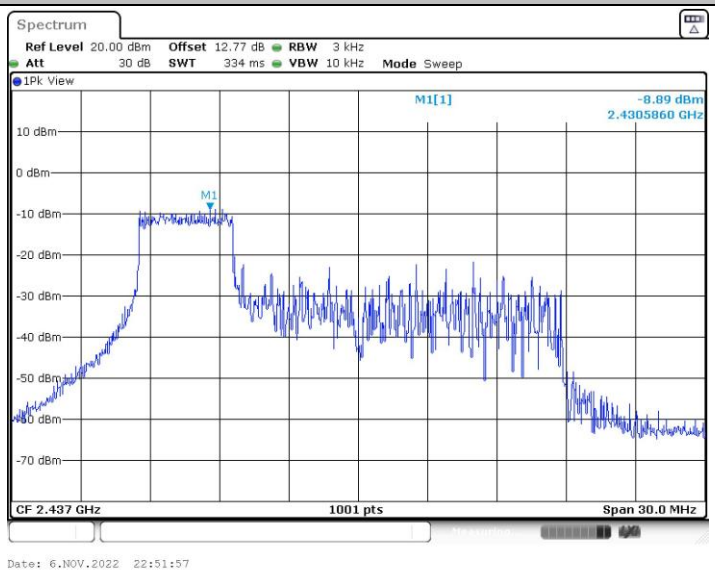

11AX20CDD_Ant.4b_2437_106Tone_RU53

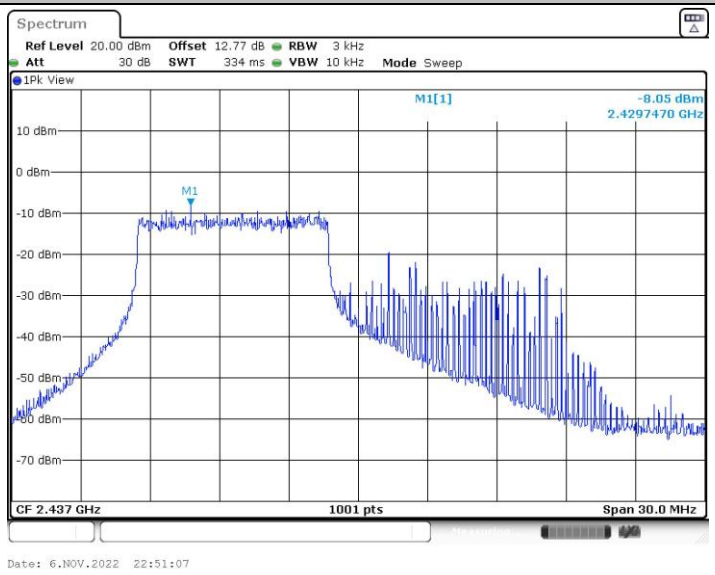

11AX20CDD_Ant.5b_2437_26Tone_RU0

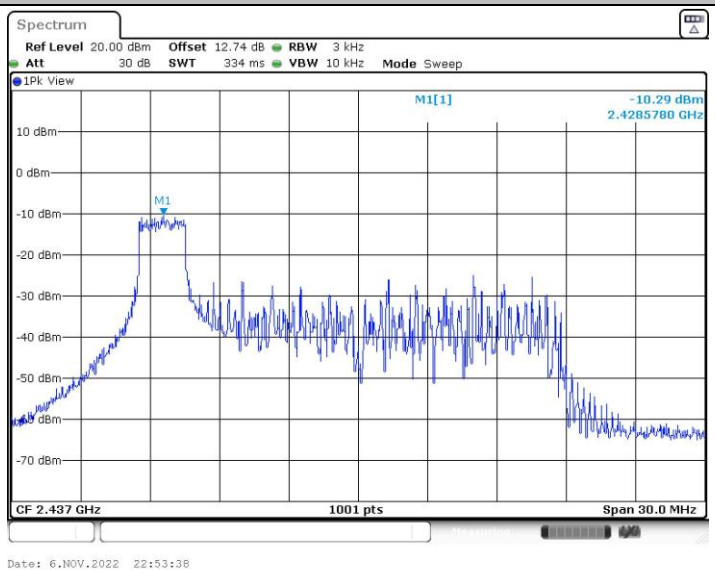

11AX20CDD_Ant.5b_2437_52Tone_RU37

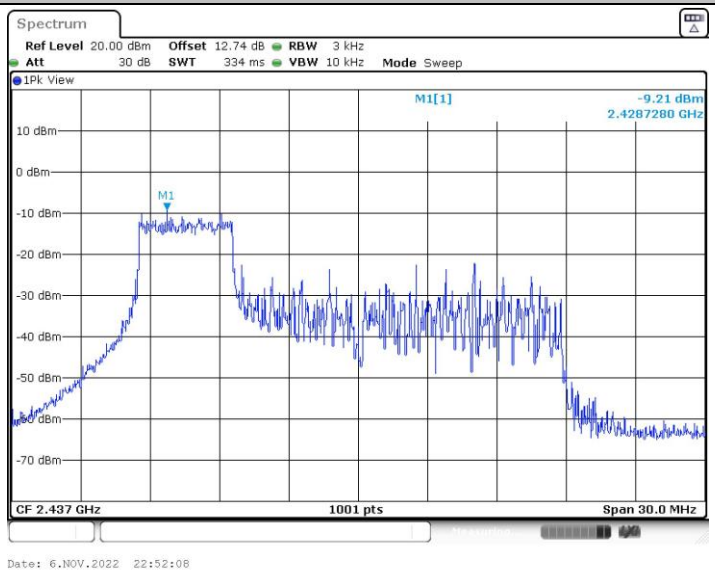

11AX20CDD_Ant.5b_2437_106Tone_RU53

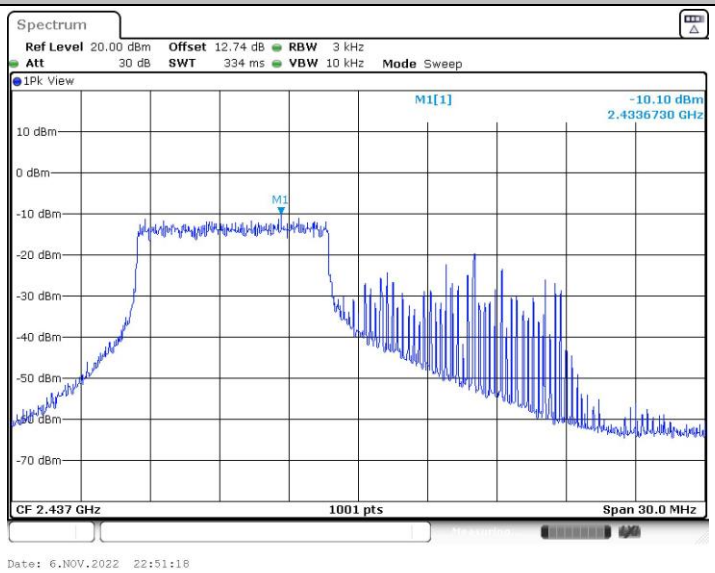

11AX20CDD_Ant.4b_2457_26Tone_RU8

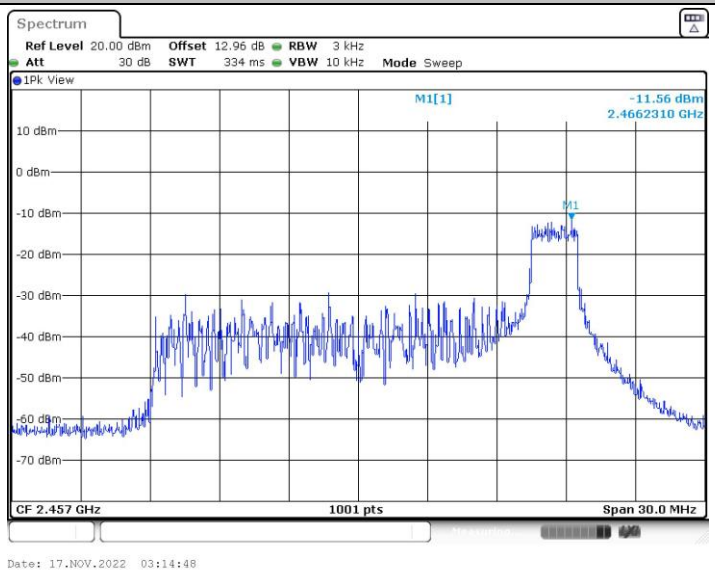

11AX20CDD_Ant.4b_2457_52Tone_RU40

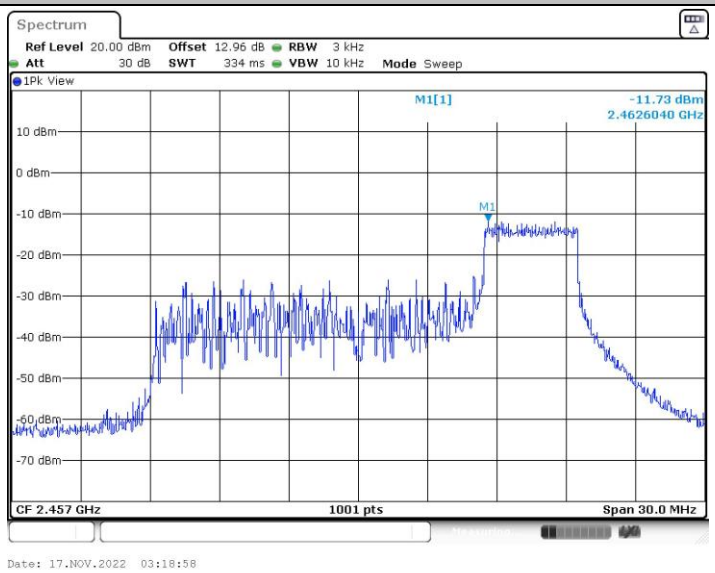

11AX20CDD_Ant.4b_2457_106Tone_RU54

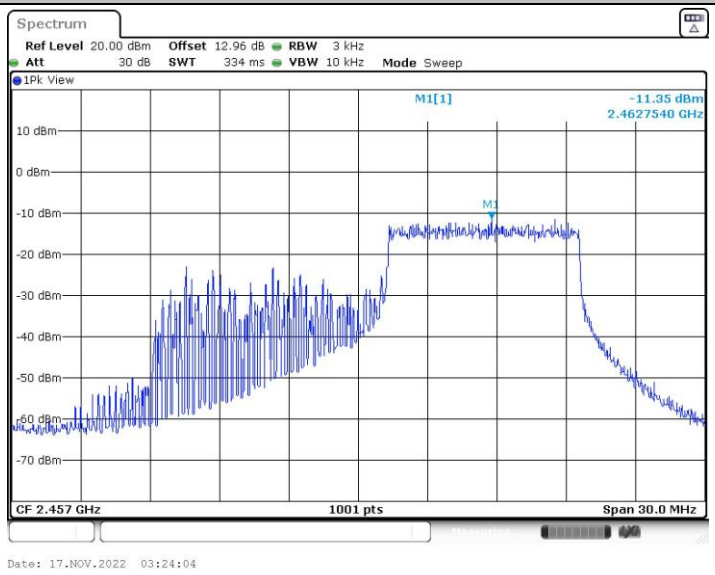

11AX20CDD_Ant.5b_2457_26Tone_RU8

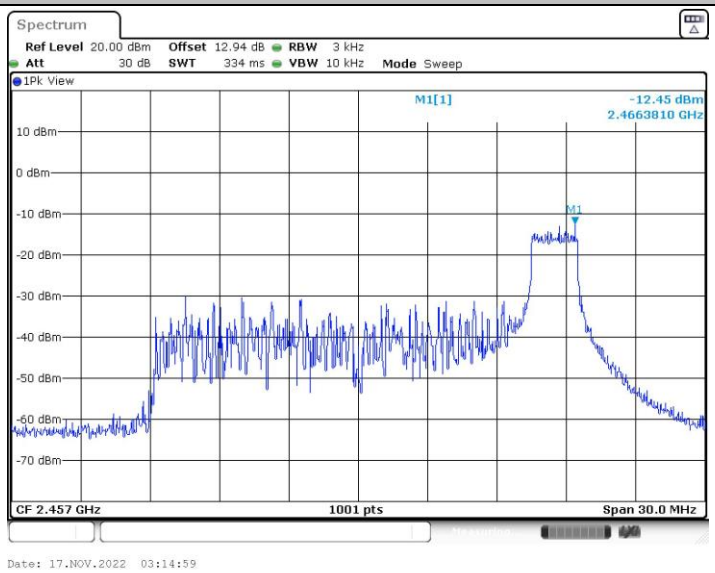

11AX20CDD_Ant.5b_2457_52Tone_RU40

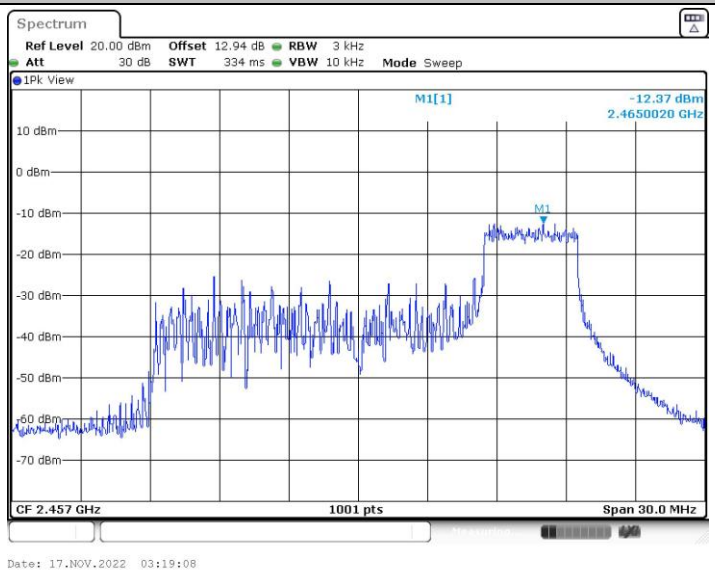

11AX20CDD_Ant.5b_2457_106Tone_RU54

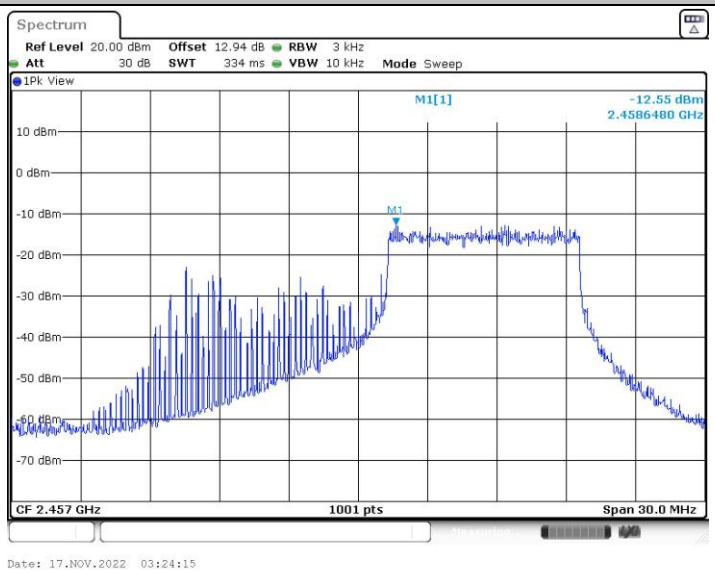

11AX20CDD_Ant.4b_2462_26Tone_RU8

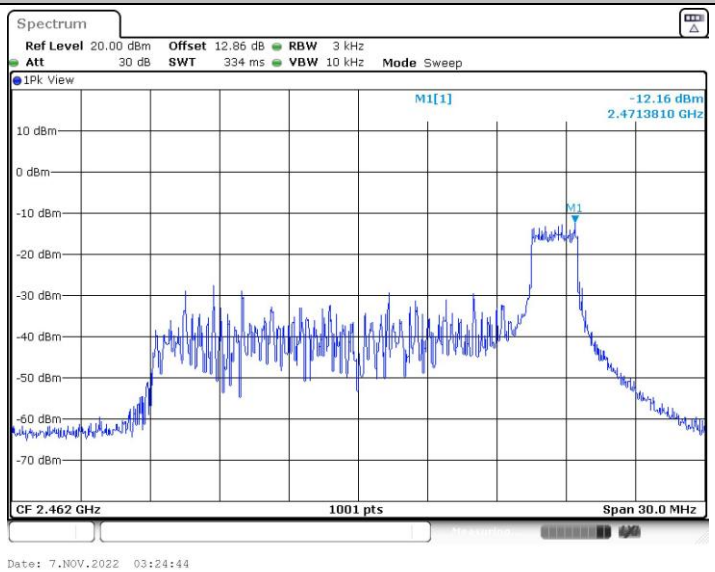

11AX20CDD_Ant.4b_2462_52Tone_RU40

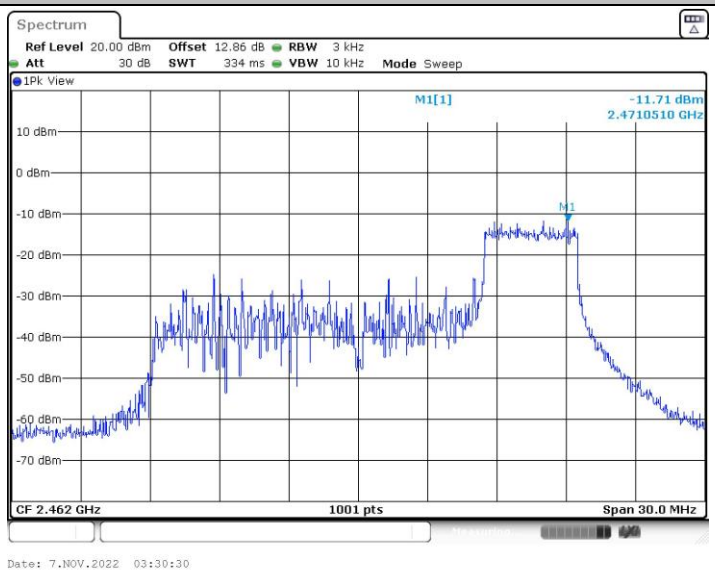

11AX20CDD_Ant.4b_2462_106Tone_RU54

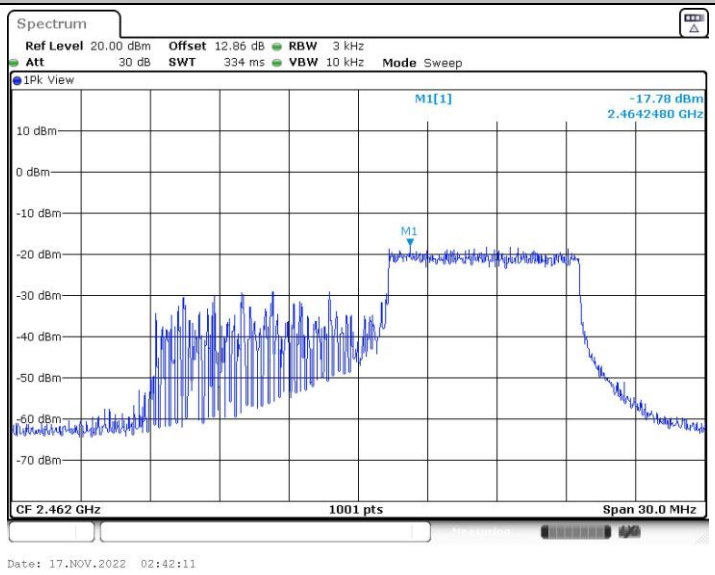

11AX20CDD_Ant.5b_2462_26Tone_RU8

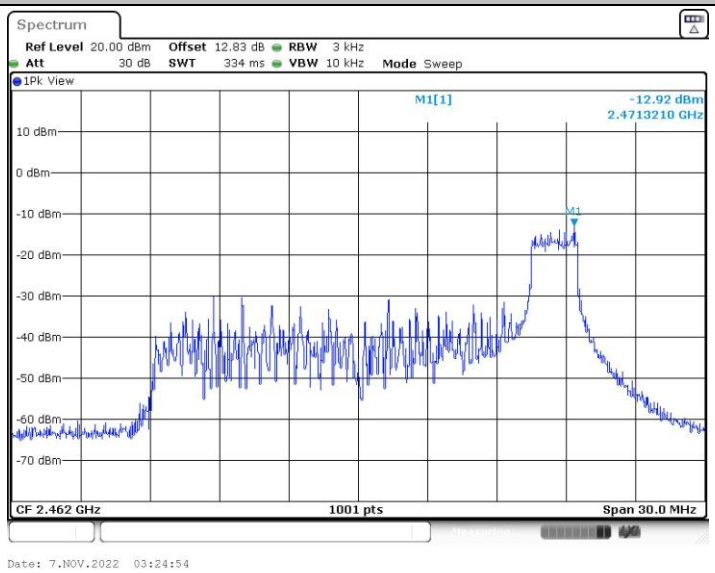

11AX20CDD_Ant.5b_2462_52Tone_RU40

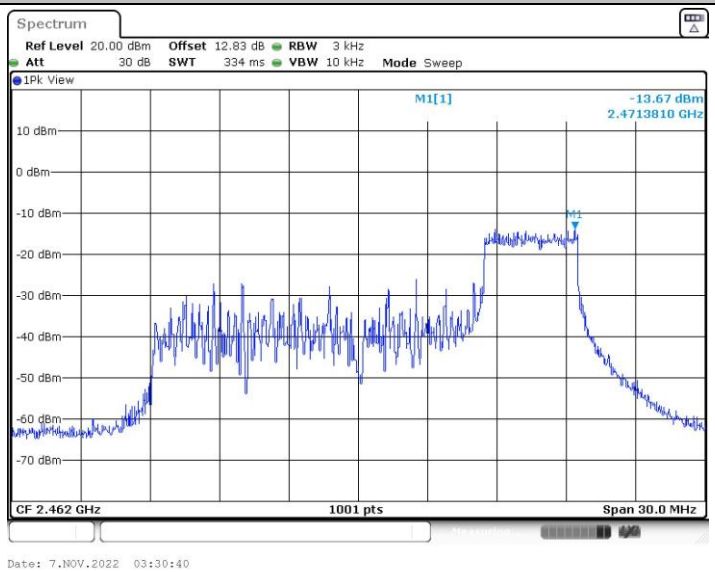

11AX20CDD_Ant.5b_2462_106Tone_RU54

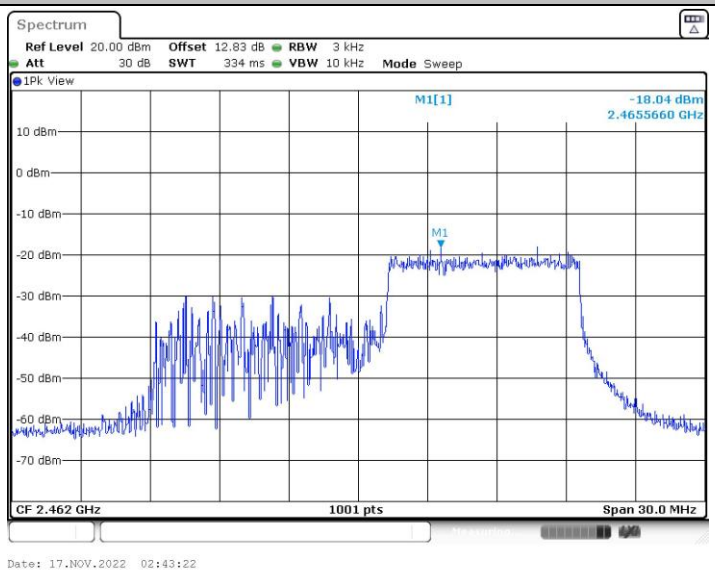

Appendix B. AC Conducted Emission Test Results

Test Engineer :	Amos Zhang	**Temperature :**	25.3~26.2℃
		Relative Humidity :	38~40%
Test Voltage :	120Vac / 60Hz	**Phase :**	Line
Remark :	All emissions not reported here are more than 10 dB below the prescribed limit.		

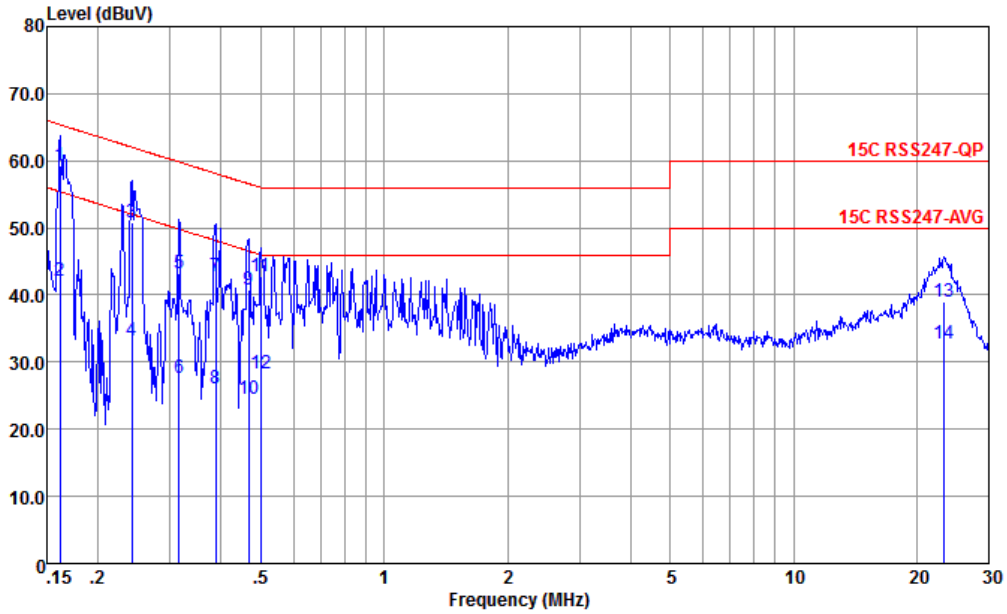

Site : CO01-KS
Condition : 15C RSS247-QP LISN-060105-LINE LINE

	Freq (MHz)	Level (dBuV)	Over Limit (dB)	Limit Line (dBuV)	Read Level (dBuV)	LISN Factor (dB)	Cable Loss (dB)	Remark
1 *	0.162	59.31	-6.07	65.38	48.80	0.06	10.45	QP
2	0.162	42.11	-13.27	55.38	31.60	0.06	10.45	Average
3	0.242	50.88	-11.16	62.04	40.50	0.04	10.34	QP
4	0.242	33.28	-18.76	52.04	22.90	0.04	10.34	Average
5	0.315	43.15	-16.69	59.84	32.80	0.05	10.30	QP
6	0.315	27.55	-22.29	49.84	17.20	0.05	10.30	Average
7	0.387	42.78	-15.34	58.12	32.50	0.01	10.27	QP
8	0.387	26.08	-22.04	48.12	15.80	0.01	10.27	Average
9	0.466	40.73	-15.85	56.58	30.51	-0.02	10.24	QP
10	0.466	24.43	-22.15	46.58	14.21	-0.02	10.24	Average
11	0.499	42.70	-13.31	56.01	32.50	-0.03	10.23	QP
12	0.499	28.40	-17.61	46.01	18.20	-0.03	10.23	Average
13	23.263	39.01	-20.99	60.00	28.79	-0.33	10.55	QP
14	23.263	32.81	-17.19	50.00	22.59	-0.33	10.55	Average

Test Engineer :	Amos Zhang	**Temperature :**	25.3~26.2℃
		Relative Humidity :	38~40%
Test Voltage :	120Vac / 60Hz	**Phase :**	Neutral
Remark :	All emissions not reported here are more than 10 dB below the prescribed limit.		

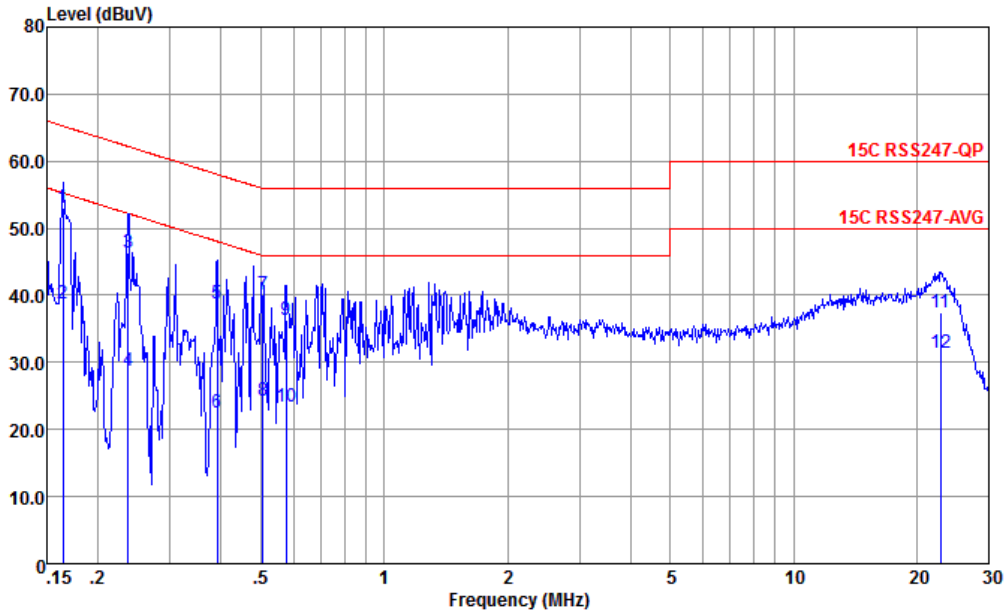

Site : CO01-KS
Condition : 15C RSS247-QP LISN-060105-NEUTRAL NEUTRAL

		Freq	Level	Over Limit	Limit Line	Read Level	LISN Factor	Cable Loss	Remark
		MHz	dBuV	dB	dBuV	dBuV	dB	dB	
1	*	0.164	53.08	-12.17	65.25	42.60	0.04	10.44	QP
2		0.164	38.78	-16.47	55.25	28.30	0.04	10.44	Average
3		0.237	46.25	-15.97	62.22	35.90	0.01	10.34	QP
4		0.237	28.85	-23.37	52.22	18.50	0.01	10.34	Average
5		0.391	38.70	-19.33	58.03	28.50	-0.07	10.27	QP
6		0.391	22.40	-25.63	48.03	12.20	-0.07	10.27	Average
7		0.505	40.05	-15.95	56.00	29.89	-0.08	10.24	QP
8		0.505	24.35	-21.65	46.00	14.19	-0.08	10.24	Average
9		0.576	36.35	-19.65	56.00	26.19	-0.08	10.24	QP
10		0.576	23.45	-22.55	46.00	13.29	-0.08	10.24	Average
11		22.896	37.33	-22.67	60.00	27.10	-0.31	10.54	QP
12		22.896	31.43	-18.57	50.00	21.20	-0.31	10.54	Average

Note:

1. Level(dBμV) = Read Level(dBμV) + LISN Factor(dB) + Cable Loss(dB)
2. Over Limit(dB) = Level(dBμV) – Limit Line(dBμV)

Appendix C. Radiated Spurious Emission

Test Engineer :	Carry Xu	**Relative Humidity :**	22 ~ 23 ℃
		Temperature :	41 ~ 42 %

Radiated Spurious Emission Test Modes

Mode	Band (MHz)	Antenna	Modulation	Channel	Frequency	Data Rate	RU	Remark
Mode 1	2400-2483.5	ANT.4B + ANT.5B	802.11b	01	2412	1Mbps	-	-
Mode 2	2400-2483.5	ANT.4B + ANT.5B	802.11b	06	2437	1Mbps	-	-
Mode 3	2400-2483.5	ANT.4B + ANT.5B	802.11b	11	2462	1Mbps	-	-
Mode 4	2400-2483.5	ANT.4B + ANT.5B	802.11g	01	2412	6Mbps	-	-
Mode 5	2400-2483.5	ANT.4B + ANT.5B	802.11g	06	2437	6Mbps	-	-
Mode 6	2400-2483.5	ANT.4B + ANT.5B	802.11g	11	2462	6Mbps	-	-
Mode 7	2400-2483.5	ANT.4B + ANT.5B	802.11ax HE20	01	2412	MCS0	Full RU	-
Mode 8	2400-2483.5	ANT.4B + ANT.5B	802.11ax HE20	06	2437	MCS0	Full RU	-
Mode 9	2400-2483.5	ANT.4B + ANT.5B	802.11ax HE20	10	2457	MCS0	Full RU	-
Mode 10	2400-2483.5	ANT.4B + ANT.5B	802.11ax HE20	11	2462	MCS0	Full RU	-
Mode 11	2400-2483.5	ANT.4B + ANT.5B	802.11ax HE20	01	2412	MCS0	RU26/0	-
Mode 12	2400-2483.5	ANT.4B + ANT.5B	802.11ax HE20	01	2412	MCS0	RU52/37	-
Mode 13	2400-2483.5	ANT.4B + ANT.5B	802.11ax HE20	01	2412	MCS0	RU106/53	-
Mode 14	2400-2483.5	ANT.4B + ANT.5B	802.11ax HE20	11	2462	MCS0	RU26/8	-
Mode 15	2400-2483.5	ANT.4B + ANT.5B	802.11ax HE20	11	2462	MCS0	RU52/40	-
Mode 16	2400-2483.5	ANT.4B + ANT.5B	802.11ax HE20	11	2462	MCS0	RU106/54	-
Mode 17	2400-2483.5	ANT.4B + ANT.5B	802.11ax HE40	03	2422	MCS0	Full RU	-
Mode 18	2400-2483.5	ANT.4B + ANT.5B	802.11ax HE40	06	2437	MCS0	Full RU	-
Mode 19	2400-2483.5	ANT.4B + ANT.5B	802.11ax HE40	08	2447	MCS0	Full RU	-
Mode 20	2400-2483.5	ANT.4B + ANT.5B	802.11ax HE40	09	2452	MCS0	Full RU	-
Mode 21	2400-2483.5	ANT.4B + ANT.5B	802.11n HT20	01	2412	MCS0	-	-
Mode 22	2400-2483.5	ANT.4B + ANT.5B	802.11n HT20	06	2437	MCS0	-	-
Mode 23	2400-2483.5	ANT.4B + ANT.5B	802.11n HT20	10	2457	MCS0	-	-
Mode 24	2400-2483.5	ANT.4B + ANT.5B	802.11n HT20	11	2462	MCS0	-	-
Mode 25	2400-2483.5	ANT.4B + ANT.5B	802.11n HT40	03	2422	MCS0	-	-
Mode 26	2400-2483.5	ANT.4B + ANT.5B	802.11n HT40	06	2437	MCS0	-	-
Mode 27	2400-2483.5	ANT.4B + ANT.5B	802.11n HT40	09	2452	MCS0	-	-

Summary of each worse mode

Mode	Modulation	Ch.	Freq. (MHz)	Level (dBuV/m)	Limit (dBuV/m)	Margin (dB)	Pol.	Peak Avg.	Result	Remark
1	802.11b	01	2389.30	44.38	54.00	-9.62	V	AVERAGE	Pass	Band Edge
2	802.11b	06	4874.00	44.14	74.00	-29.86	V	PEAK	Pass	Harmonic
3	802.11b	11	2483.51	45.73	54.00	-8.27	V	AVERAGE	Pass	Band Edge
4	802.11g	01	2389.95	50.47	54.00	-3.30	V	AVERAGE	Pass	Band Edge
5	802.11g	06	7311.00	41.94	54.00	-12.06	V	AVERAGE	Pass	Harmonic
6	802.11g	11	2485.83	70.56	74.00	-3.44	V	PEAK	Pass	Band Edge
7	802.11ax HE20	01	2389.17	50.51	54.00	-3.49	V	AVERAGE	Pass	Band Edge
8	802.11ax HE20	06	7311.00	46.74	74.00	-27.26	V	PEAK	Pass	Harmonic
9	802.11ax HE20	10	2484.99	49.90	54.00	-4.10	V	AVERAGE	Pass	Band Edge
10	802.11ax HE20	11	2483.51	50.33	54.00	-3.67	V	AVERAGE	Pass	Band Edge
11	802.11ax HE20	01	2388.39	44.32	54.00	-9.68	V	AVERAGE	Pass	Band Edge
12	802.11ax HE20	01	2389.82	43.71	54.00	-10.29	V	AVERAGE	Pass	Band Edge
13	802.11ax HE20	1	2389.82	49.69	54	-4.31	V	AVERAGE	Pass	Band Edge
14	802.11ax HE20	11	2484.00	45.10	54.00	-8.90	V	AVERAGE	Pass	Band Edge
15	802.11ax HE20	11	2487.19	45.66	54.00	-8.34	V	AVERAGE	Pass	Band Edge
16	802.11ax HE20	11	2485.94	46.23	54.00	-7.77	H	AVERAGE	Pass	Band Edge
17	802.11ax HE40	03	2389.97	70.80	74.00	-3.20	V	PEAK	Pass	Band Edge
18	802.11ax HE40	06	2483.81	49.95	54.00	-4.05	V	AVERAGE	Pass	Band Edge
19	802.11ax HE40	08	2483.87	49.35	54.00	-4.65	V	AVERAGE	Pass	Band Edge
20	802.11ax HE40	09	2484.88	50.84	54.00	-3.16	V	AVERAGE	Pass	Band Edge
21	802.11n HT20	01	2388.78	50.20	54.00	-3.80	H	AVERAGE	Pass	Band Edge
22	802.11n HT20	06	7311.00	44.76	74.00	-29.24	H	PEAK	Pass	Harmonic
23	802.11n HT20	10	2483.58	50.60	54.00	-3.40	V	AVERAGE	Pass	Band Edge
24	802.11n HT20	11	2483.55	70.58	74.00	-3.42	H	PEAK	Pass	Band Edge
25	802.11n HT40	03	2389.97	49.87	54.00	-4.13	H	AVERAGE	Pass	Band Edge
26	802.11n HT40	06	2484.82	50.04	54.00	-3.96	H	AVERAGE	Pass	Band Edge
27	802.11n HT40	09	2485.60	50.25	54.00	-3.75	H	AVERAGE	Pass	Band Edge

Mode	1	
	Band Edge	
	2400-2483.5_802.11b_CH01_2412MHz	
ANT	ANT.4B + ANT.5B	
Pol.	Horizontal	Fundamental
Peak	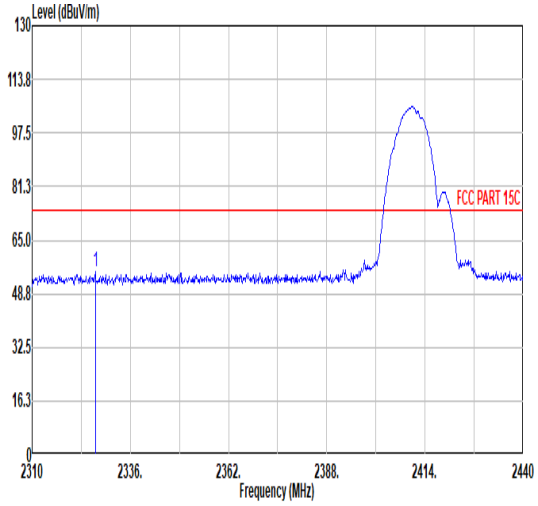 Freq Level Limit Line Margin Read Level Ant Factor Cable Loss Preamp Factor Aux Factor APos TPos Remark MHz dBuV/m dBuV/m dB dBuV dB/m dB dB dB cm deg 1 2326.77 55.29 74.00 -18.71 41.37 31.84 7.02 30.94 6.00 395 45 PEAK	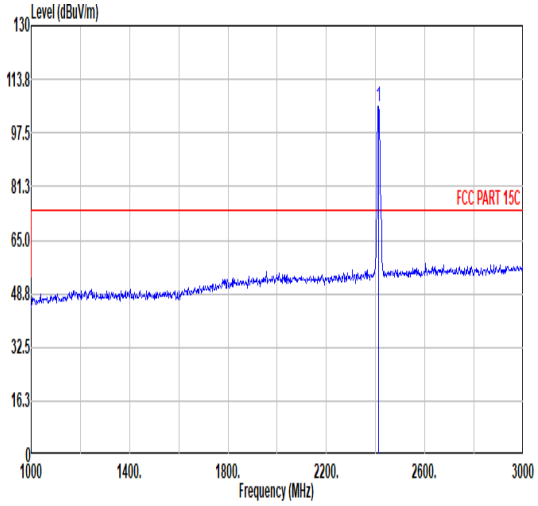 Freq Level Limit Line Margin Read Level Ant Factor Cable Loss Preamp Factor Aux Factor APos TPos Remark MHz dBuV/m dBuV/m dB dBuV dB/m dB dB dB cm deg 1 2412.00 105.71 ------ ------ 91.39 32.02 7.15 30.85 6.00 395 45 PEAK
Avg	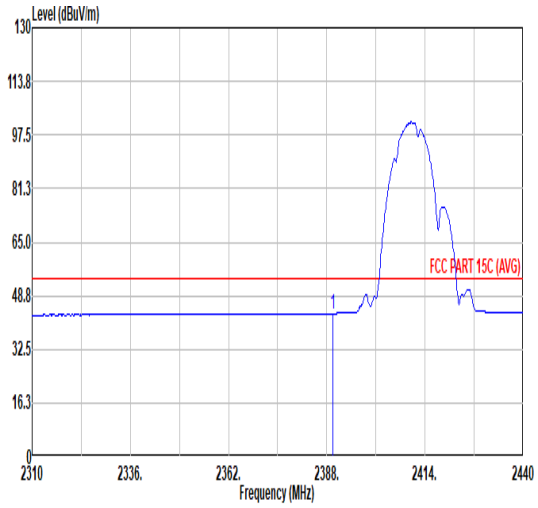 Freq Level Limit Line Margin Read Level Ant Factor Cable Loss Preamp Factor Aux Factor APos TPos Remark MHz dBuV/m dBuV/m dB dBuV dB/m dB dB dB cm deg 1 2389.56 43.41 54.00 -10.59 29.21 31.98 7.11 30.89 6.00 395 45 AVERAGE	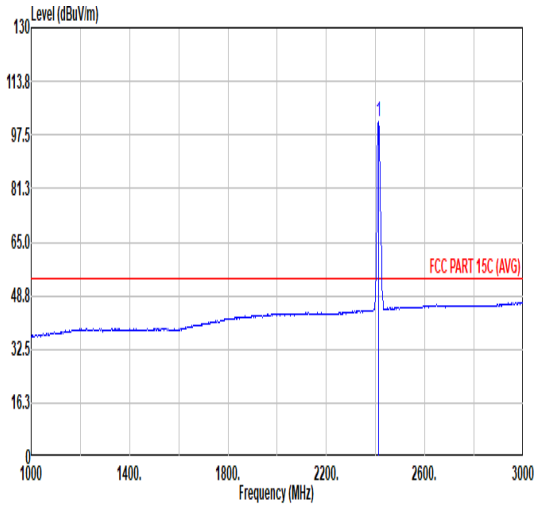 Freq Level Limit Line Margin Read Level Ant Factor Cable Loss Preamp Factor Aux Factor APos TPos Remark MHz dBuV/m dBuV/m dB dBuV dB/m dB dB dB cm deg 1 2412.00 101.49 ------ ------ 87.17 32.02 7.15 30.85 6.00 395 45 AVERAGE

Mode	1	
	Band Edge	
	2400-2483.5_802.11b_CH01_2412MHz	
ANT	ANT.4B + ANT.5B	
Pol.	Vertical	Fundamental
Peak	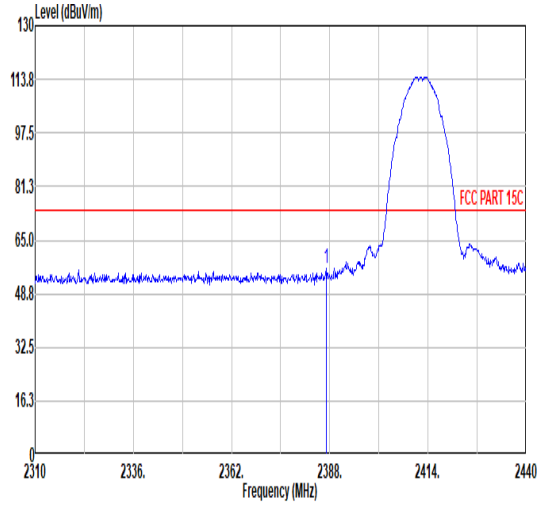 Freq Level Limit Line Margin Read Level Ant Factor Cable Loss Preamp Factor Aux Factor APos TPos Remark MHz dBuV/m dBuV/m dB dBuV dB/m dB dB dB cm deg 1 2387.09 56.54 74.00 -17.46 42.35 31.97 7.11 30.89 6.00 383 14 PEAK	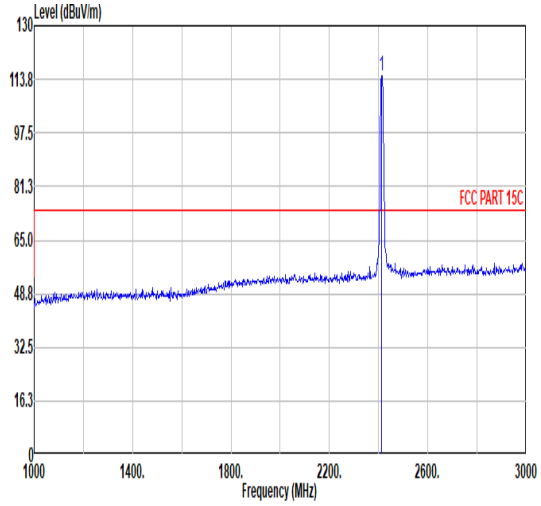 Freq Level Limit Line Margin Read Level Ant Factor Cable Loss Preamp Factor Aux Factor APos TPos Remark MHz dBuV/m dBuV/m dB dBuV dB/m dB dB dB cm deg 1 2412.00 114.73 ------ ------ 100.39 32.02 7.16 30.84 6.00 383 14 PEAK
Avg	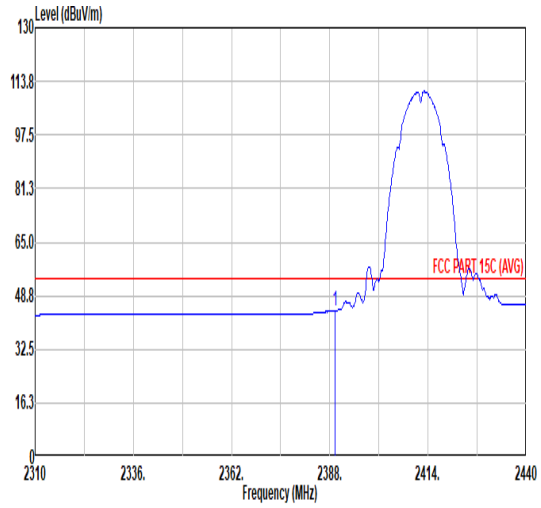 Freq Level Limit Line Margin Read Level Ant Factor Cable Loss Preamp Factor Aux Factor APos TPos Remark MHz dBuV/m dBuV/m dB dBuV dB/m dB dB dB cm deg 1 2389.30 44.38 54.00 -9.62 30.18 31.98 7.11 30.89 6.00 383 14 AVERAGE	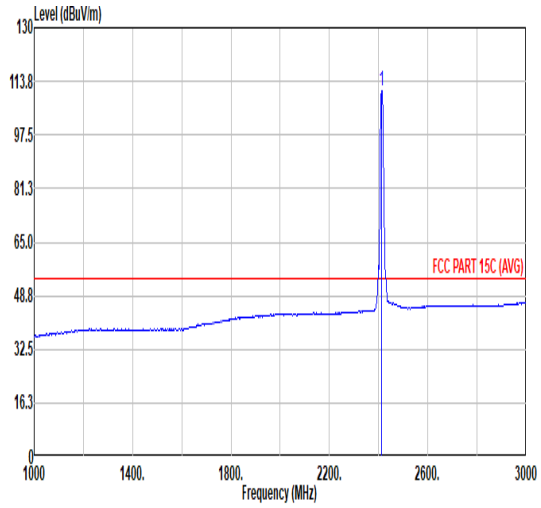 Freq Level Limit Line Margin Read Level Ant Factor Cable Loss Preamp Factor Aux Factor APos TPos Remark MHz dBuV/m dBuV/m dB dBuV dB/m dB dB dB cm deg 1 2412.00 110.81 ------ ------ 96.47 32.02 7.16 30.84 6.00 383 14 AVERAGE

Mode	1	
	Harmonic	
	2400-2483.5_802.11b_CH01_2412MHz	
ANT	ANT.4B + ANT.5B	
Pol.	Horizontal	Vertical
Peak Avg	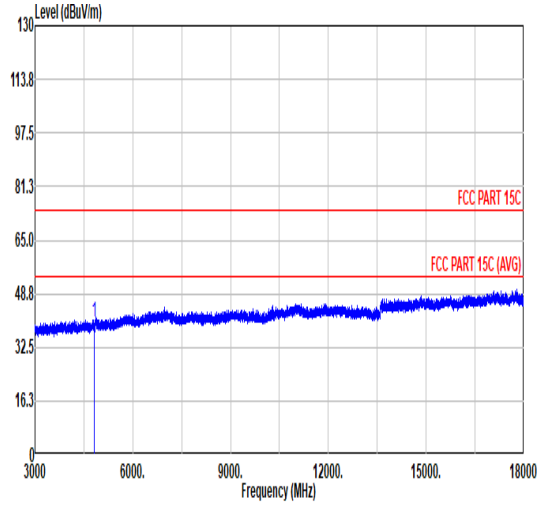 Freq Level Limit Line Margin Read Level Ant Factor Cable Loss Preamp Factor Aux Factor APos TPos Remark MHz dBuV/m dBuV/m dB dBuV dB/m dB dB dB cm deg 1 4824.00 40.18 74.00 -33.82 61.19 34.10 10.32 65.43 0.00 100 0 PEAK	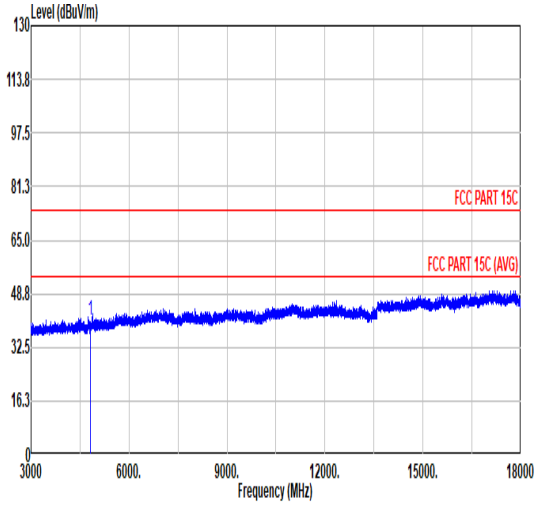 Freq Level Limit Line Margin Read Level Ant Factor Cable Loss Preamp Factor Aux Factor APos TPos Remark MHz dBuV/m dBuV/m dB dBuV dB/m dB dB dB cm deg 1 4824.00 40.85 74.00 -33.15 61.86 34.10 10.32 65.43 0.00 300 0 PEAK

Mode	2	
	Harmonic	
	2400-2483.5_802.11b_CH06_2437MHz	
ANT	ANT.4B + ANT.5B	
Pol.	Horizontal	Vertical
Peak Avg	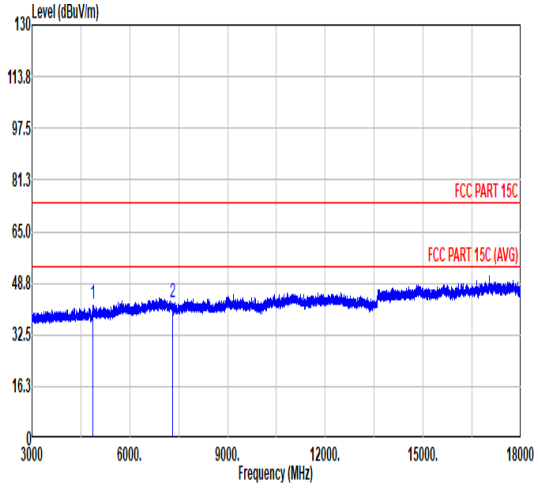 Freq Level Limit Line Margin Read Level Ant Factor Cable Loss Preamp Factor Aux Factor APos TPos Remark MHz dBuV/m dBuV/m dB dBuV dB/m dB dB dB cm deg 1 4874.00 42.12 74.00 -31.88 63.08 34.10 10.38 65.44 0.00 100 0 PEAK 2 7311.00 42.52 74.00 -31.48 59.15 35.80 12.82 65.25 0.00 100 0 PEAK	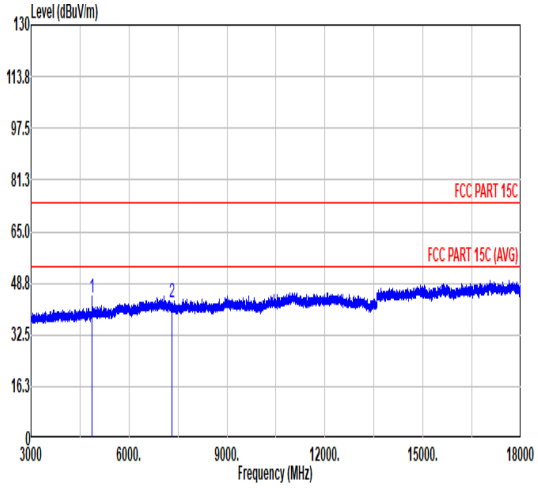 Freq Level Limit Line Margin Read Level Ant Factor Cable Loss Preamp Factor Aux Factor APos TPos Remark MHz dBuV/m dBuV/m dB dBuV dB/m dB dB dB cm deg 1 4874.00 44.14 74.00 -29.86 65.10 34.10 10.38 65.44 0.00 300 0 PEAK 2 7311.00 42.61 74.00 -31.39 59.24 35.80 12.82 65.25 0.00 300 0 PEAK

Mode	3	
	Band Edge	
	2400-2483.5_802.11b_CH11_2462MHz	
ANT	ANT.4B + ANT.5B	
Pol.	Horizontal	Fundamental
Peak	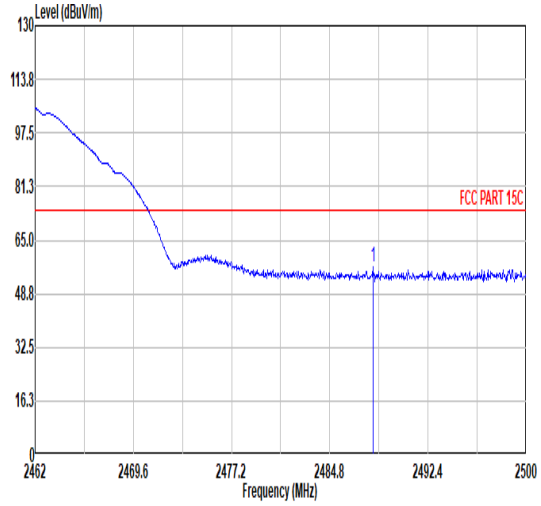 Freq Level Limit Line Margin Read Level Ant Factor Cable Loss Preamp Factor Aux Factor APos TPos Remark MHz dBuV/m dBuV/m dB dBuV dB/m dB dB dB cm deg 1 2488.14 57.10 74.00 -16.90 42.30 32.13 7.30 30.63 6.00 383 311 PEAK	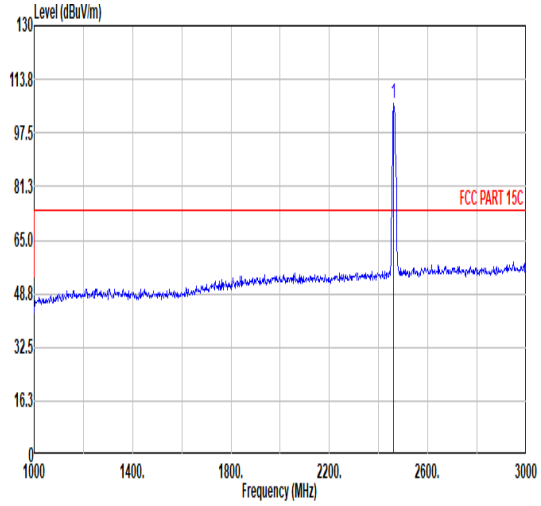 Freq Level Limit Line Margin Read Level Ant Factor Cable Loss Preamp Factor Aux Factor APos TPos Remark MHz dBuV/m dBuV/m dB dBuV dB/m dB dB dB cm deg 1 2462.00 106.38 ------ ------ 91.75 32.09 7.25 30.71 6.00 383 311 PEAK
Avg	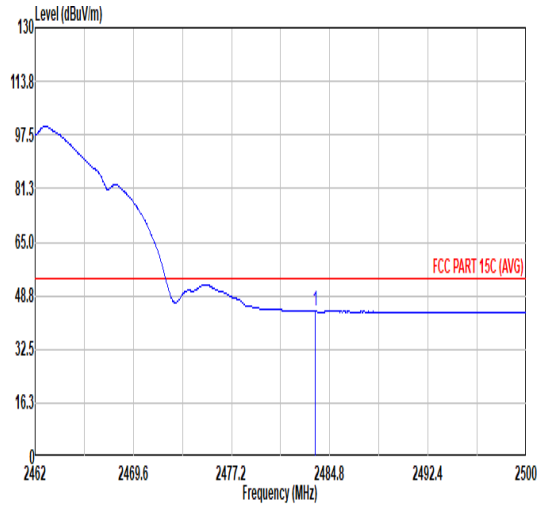 Freq Level Limit Line Margin Read Level Ant Factor Cable Loss Preamp Factor Aux Factor APos TPos Remark MHz dBuV/m dBuV/m dB dBuV dB/m dB dB dB cm deg 1 2483.66 43.97 54.00 -10.03 29.20 32.13 7.29 30.65 6.00 383 311 AVERAGE	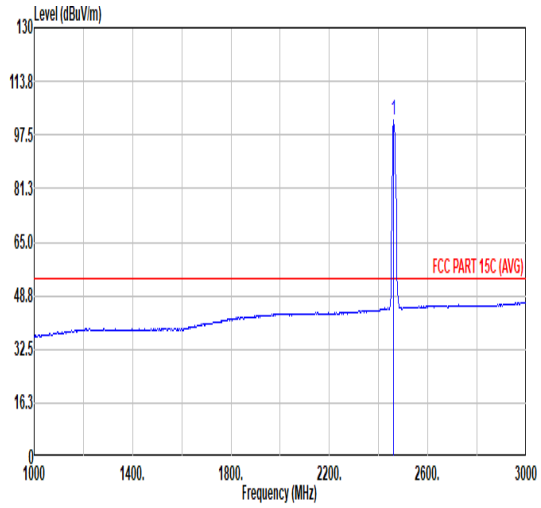 Freq Level Limit Line Margin Read Level Ant Factor Cable Loss Preamp Factor Aux Factor APos TPos Remark MHz dBuV/m dBuV/m dB dBuV dB/m dB dB dB cm deg 1 2462.00 102.24 ------ ------ 87.61 32.09 7.25 30.71 6.00 383 311 AVERAGE

Mode	3	
	Band Edge	
	2400-2483.5_802.11b_CH11_2462MHz	
ANT	ANT.4B + ANT.5B	
Pol.	Vertical	Fundamental
Peak	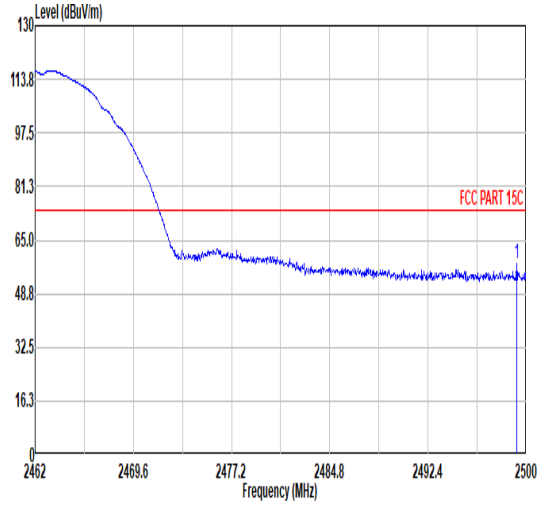 Freq Level Limit Line Margin Read Level Ant Factor Cable Loss Preamp Factor Aux Factor APos TPos Remark MHz dBuV/m dBuV/m dB dBuV dB/m dB dB dB cm deg 1 2499.24 57.67 74.00 -16.33 42.80 32.15 7.32 30.60 6.00 371 8 PEAK	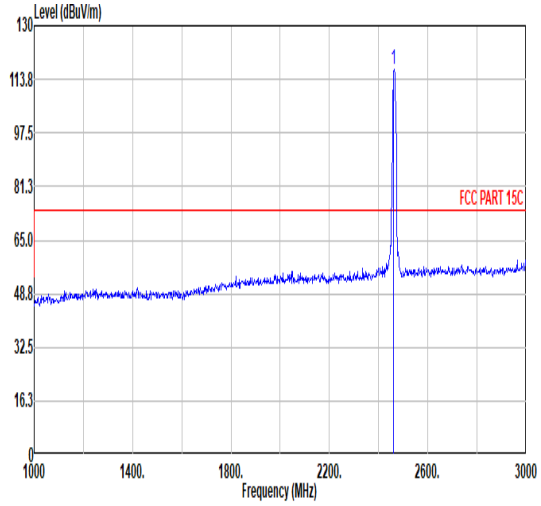 Freq Level Limit Line Margin Read Level Ant Factor Cable Loss Preamp Factor Aux Factor APos TPos Remark MHz dBuV/m dBuV/m dB dBuV dB/m dB dB dB cm deg 1 2462.00 116.63 ------ ------ 101.98 32.10 7.25 30.70 6.00 371 8 PEAK
Avg	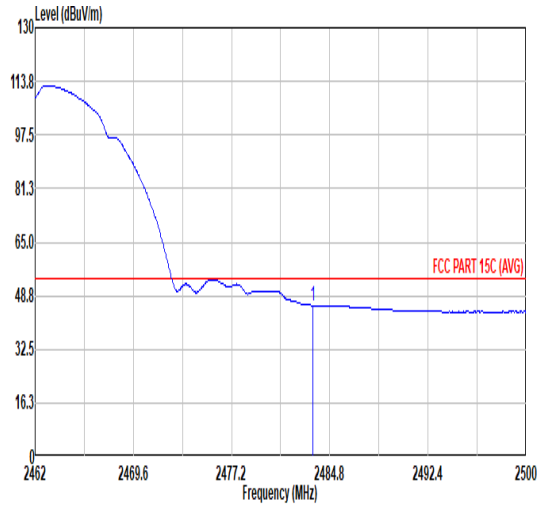 Freq Level Limit Line Margin Read Level Ant Factor Cable Loss Preamp Factor Aux Factor APos TPos Remark MHz dBuV/m dBuV/m dB dBuV dB/m dB dB dB cm deg 1 2483.51 45.73 54.00 -8.27 30.96 32.13 7.29 30.65 6.00 371 8 AVERAGE	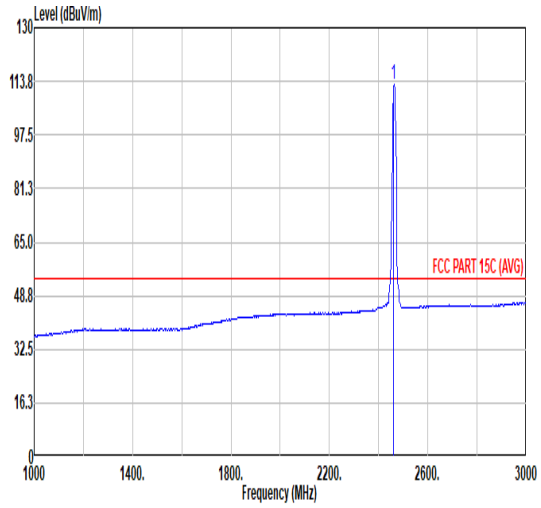 Freq Level Limit Line Margin Read Level Ant Factor Cable Loss Preamp Factor Aux Factor APos TPos Remark MHz dBuV/m dBuV/m dB dBuV dB/m dB dB dB cm deg 1 2462.00 112.70 ------ ------ 98.05 32.10 7.25 30.70 6.00 371 8 AVERAGE

Mode	3	
	Harmonic	
	2400-2483.5_802.11b_CH11_2462MHz	
ANT	ANT.4B + ANT.5B	
Pol.	Horizontal	Vertical
Peak Avg	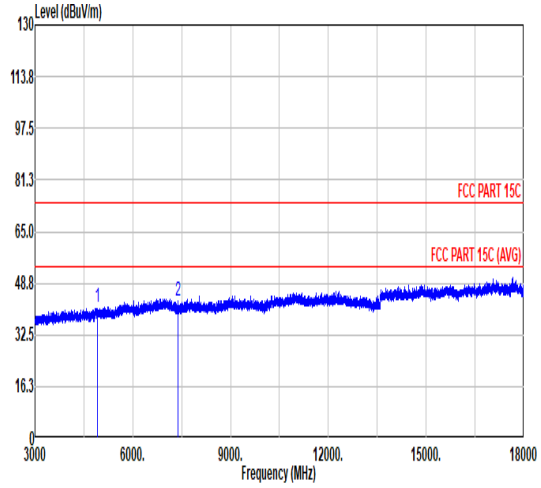 Freq Level Limit Line Margin Read Level Ant Factor Cable Loss Preamp Factor Aux Factor APos TPos Remark MHz dBuV/m dBuV/m dB dBuV dB/m dB dB dB cm deg 1 4924.00 41.20 74.00 -32.80 62.09 34.10 10.45 65.44 0.00 100 0 PEAK 2 7386.00 43.13 74.00 -30.87 59.78 35.80 12.84 65.29 0.00 100 0 PEAK	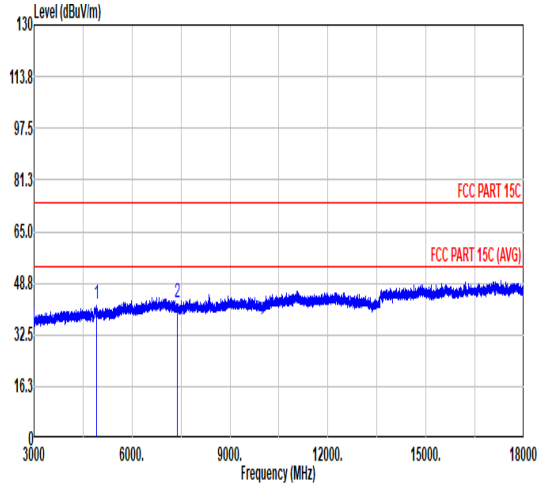 Freq Level Limit Line Margin Read Level Ant Factor Cable Loss Preamp Factor Aux Factor APos TPos Remark MHz dBuV/m dBuV/m dB dBuV dB/m dB dB dB cm deg 1 4924.00 42.31 74.00 -31.69 63.20 34.10 10.45 65.44 0.00 300 0 PEAK 2 7386.00 42.91 74.00 -31.09 59.56 35.80 12.84 65.29 0.00 300 0 PEAK

Mode	4	
	Band Edge	
	2400-2483.5_802.11g_CH01_2412MHz	
ANT	ANT.4B + ANT.5B	
Pol.	Horizontal	Fundamental
Peak	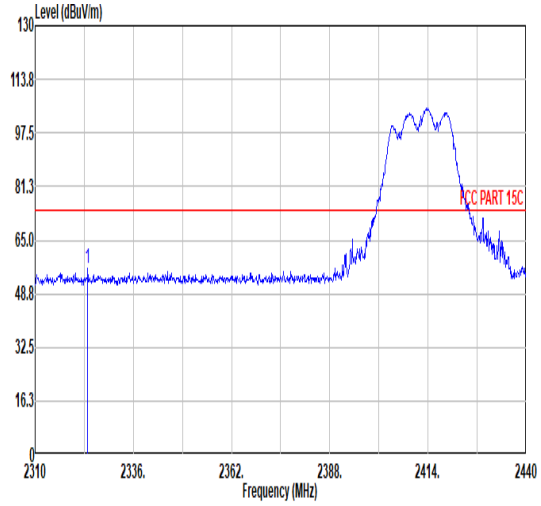 Freq Level Limit Line Margin Read Level Ant Factor Cable Loss Preamp Factor Aux Factor APos TPos Remark MHz dBuV/m dBuV/m dB dBuV dB/m dB dB dB cm deg 1 2323.91 56.34 74.00 -17.66 42.43 31.83 7.02 30.94 6.00 376 47 PEAK	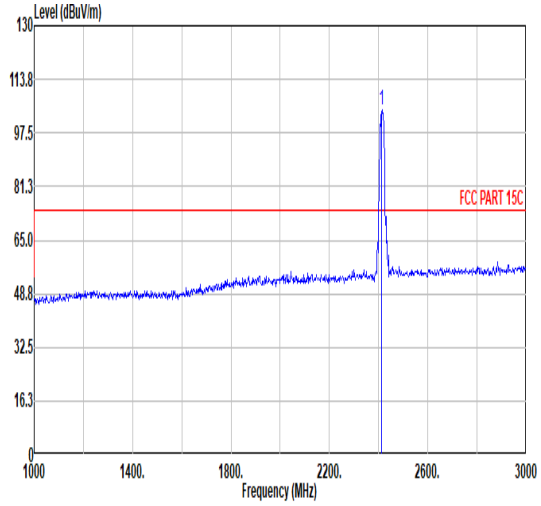 Freq Level Limit Line Margin Read Level Ant Factor Cable Loss Preamp Factor Aux Factor APos TPos Remark MHz dBuV/m dBuV/m dB dBuV dB/m dB dB dB cm deg 1 2412.00 104.44 ------ ------ 90.10 32.02 7.16 30.84 6.00 376 47 PEAK
Avg	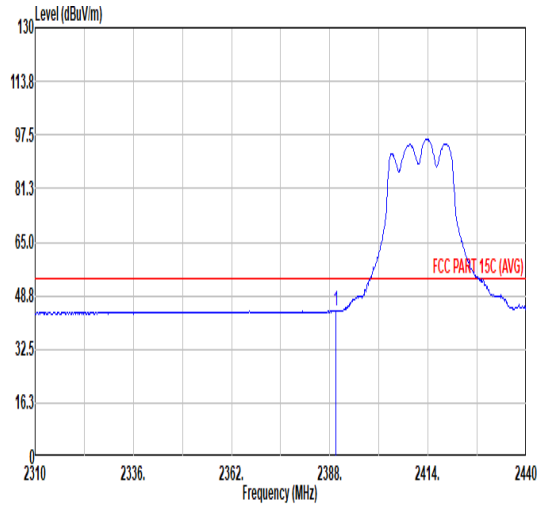 Freq Level Limit Line Margin Read Level Ant Factor Cable Loss Preamp Factor Aux Factor APos TPos Remark MHz dBuV/m dBuV/m dB dBuV dB/m dB dB dB cm deg 1 2389.69 44.28 54.00 -9.72 30.08 31.98 7.11 30.89 6.00 376 47 AVERAGE	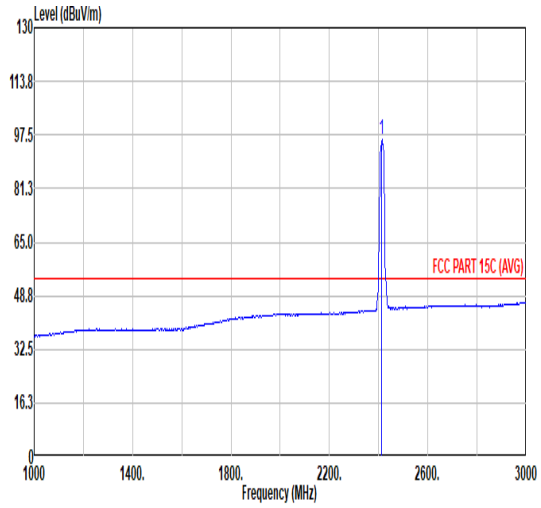 Freq Level Limit Line Margin Read Level Ant Factor Cable Loss Preamp Factor Aux Factor APos TPos Remark MHz dBuV/m dBuV/m dB dBuV dB/m dB dB dB cm deg 1 2412.00 96.07 ------ ------ 81.73 32.02 7.16 30.84 6.00 376 47 AVERAGE

Mode	4	
	Band Edge	
	2400-2483.5_802.11g_CH01_2412MHz	
ANT	ANT.4B + ANT.5B	
Pol.	Vertical	Fundamental
Peak	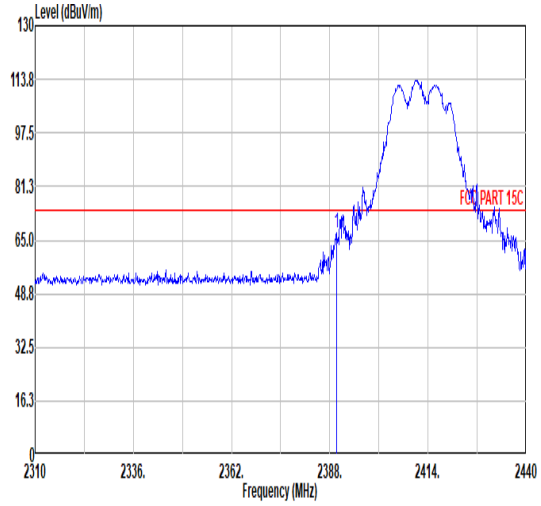 Freq Level Limit Line Margin Read Level Ant Factor Cable Loss Preamp Factor Aux Factor APos TPos Remark MHz dBuV/m dBuV/m dB dBuV dB/m dB dB dB cm deg 1 2389.82 67.22 74.00 -6.78 53.02 31.98 7.11 30.89 6.00 350 0 PEAK	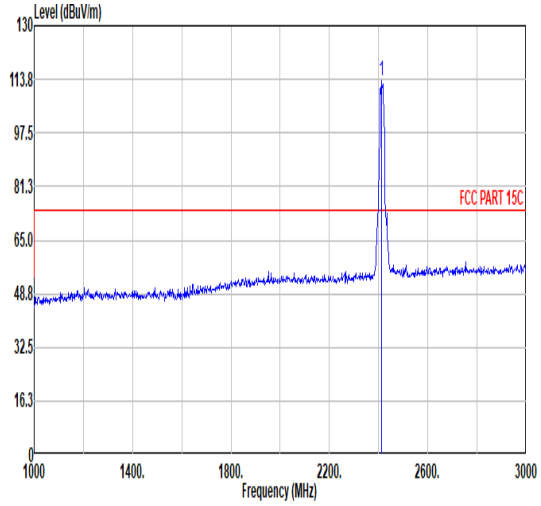 Freq Level Limit Line Margin Read Level Ant Factor Cable Loss Preamp Factor Aux Factor APos TPos Remark MHz dBuV/m dBuV/m dB dBuV dB/m dB dB dB cm deg 1 2412.00 113.30 ------ ------ 98.98 32.02 7.15 30.85 6.00 350 0 PEAK
Avg	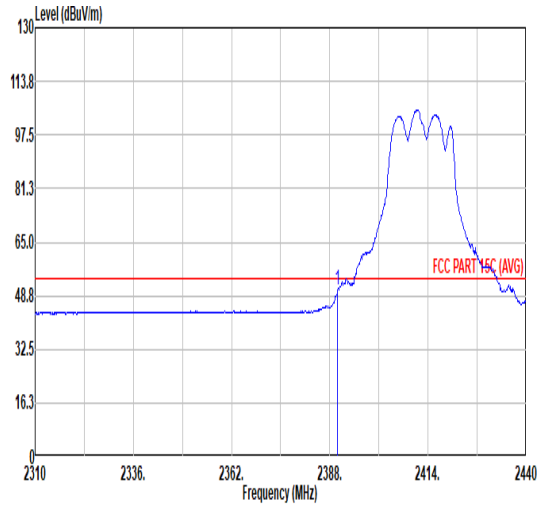 Freq Level Limit Line Over Limit Read Level Ant Factor Cable Loss Preamp Factor Aux Factor APos TPos Remark MHz dBuV/m dBuV/m dB dBuV dB/m dB dB dB cm deg 1 2389.95 50.70 54.00 -3.30 36.50 31.98 7.11 30.89 6.00 350 0 AVERAGE	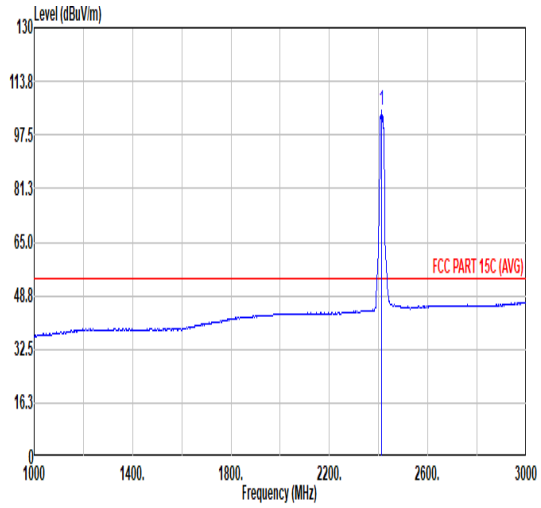 Freq Level Limit Line Margin Read Level Ant Factor Cable Loss Preamp Factor Aux Factor APos TPos Remark MHz dBuV/m dBuV/m dB dBuV dB/m dB dB dB cm deg 1 2412.00 104.87 ------ ------ 90.55 32.02 7.15 30.85 6.00 350 0 AVERAGE

Mode	4	
	Harmonic	
	2400-2483.5_802.11g_CH01_2412MHz	
ANT	ANT.4B + ANT.5B	
Pol.	Horizontal	Vertical
Peak Avg	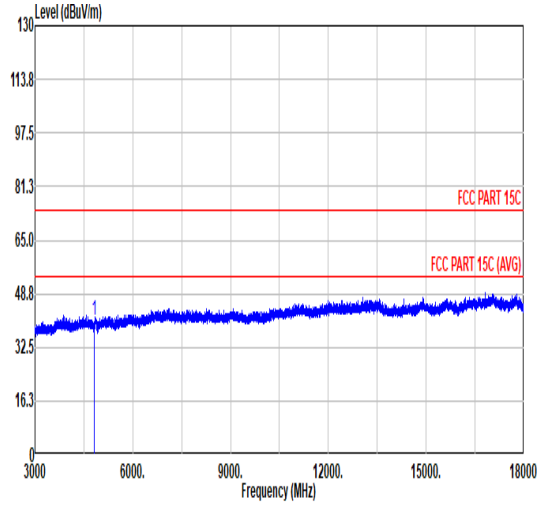 Freq Level Limit Line Margin Read Level Ant Factor Cable Loss Preamp Factor Aux Factor APos TPos Remark MHz dBuV/m dBuV/m dB dBuV dB/m dB dB dB cm deg 1 4824.00 40.90 74.00 -33.10 61.91 34.10 10.32 65.43 0.00 300 0 PEAK	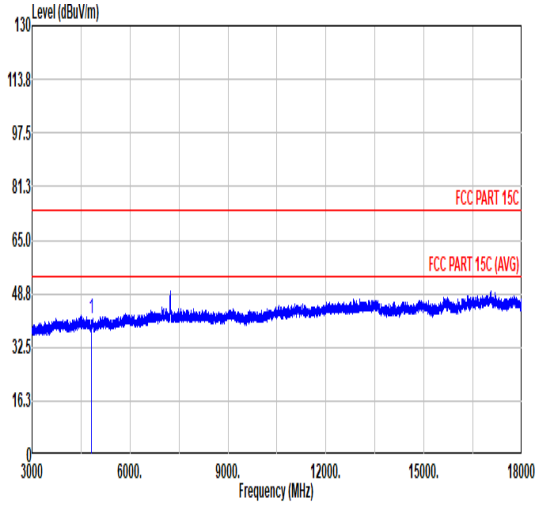 Freq Level Limit Line Margin Read Level Ant Factor Cable Loss Preamp Factor Aux Factor APos TPos Remark MHz dBuV/m dBuV/m dB dBuV dB/m dB dB dB cm deg 1 4824.00 41.02 74.00 -32.98 62.03 34.10 10.32 65.43 0.00 100 0 PEAK

Mode	5	
	Harmonic	
	2400-2483.5_802.11g_CH06_2437MHz	
ANT	ANT.4B + ANT.5B	
Pol.	Horizontal	Vertical
Peak Avg	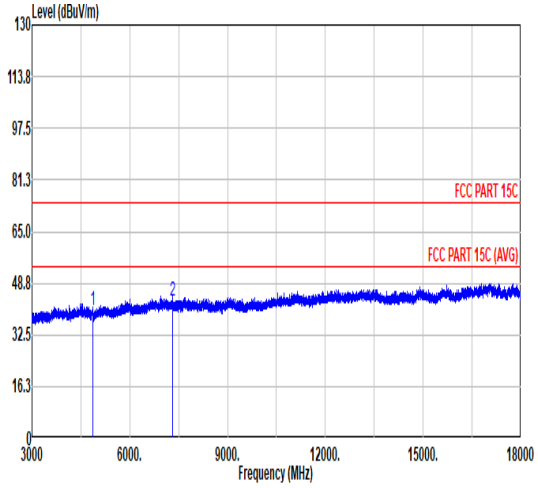 Freq Level Limit Line Margin Read Level Ant Factor Cable Loss Preamp Factor Aux Factor APos TPos Remark MHz dBuV/m dBuV/m dB dBuV dB/m dB dB dB cm deg 1 4874.00 40.23 74.00 -33.77 61.19 34.10 10.38 65.44 0.00 300 0 PEAK 2 7311.00 43.07 74.00 -30.93 59.70 35.80 12.82 65.25 0.00 300 0 PEAK	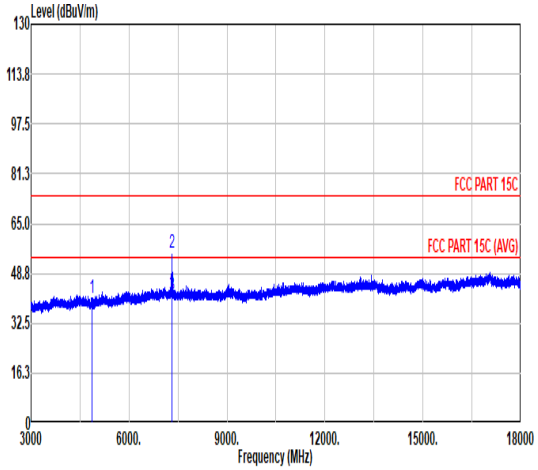 Freq Level Limit Line Margin Read Level Ant Factor Cable Loss Preamp Factor Aux Factor APos TPos Remark MHz dBuV/m dBuV/m dB dBuV dB/m dB dB dB cm deg 1 4874.00 40.63 74.00 -33.37 61.59 34.10 10.38 65.44 0.00 100 0 PEAK 2 7311.00 55.60 74.00 -18.40 72.23 35.80 12.82 65.25 0.00 105 360 PEAK 3 7311.00 41.94 54.00 -12.06 58.57 35.80 12.82 65.25 0.00 105 360 AVERAGE

Mode	6	
	Band Edge	
	2400-2483.5_802.11g_CH11_2462MHz	
ANT	ANT.4B + ANT.5B	
Pol.	Horizontal	Fundamental
Peak	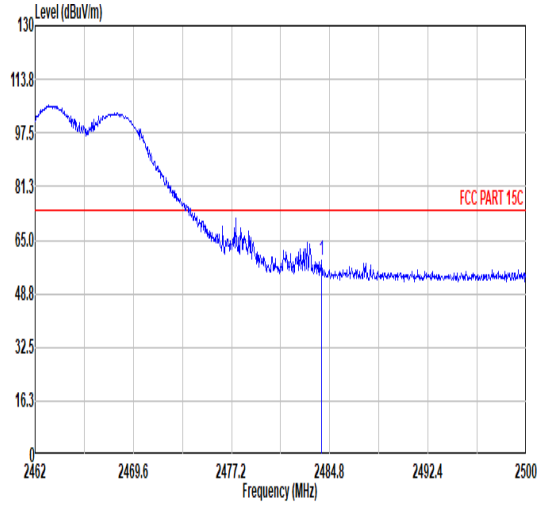 Freq Level Limit Line Margin Read Level Ant Factor Cable Loss Preamp Factor Aux Factor APos TPos Remark MHz dBuV/m dBuV/m dB dBuV dB/m dB dB dB cm deg 1 2484.19 58.76 74.00 -15.24 43.98 32.13 7.29 30.64 6.00 380 309 PEAK	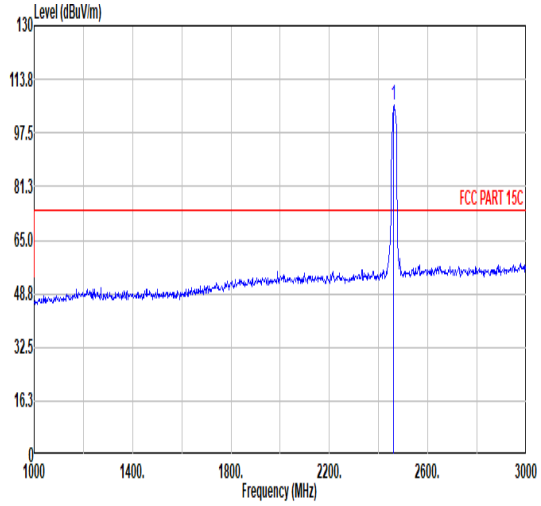 Freq Level Limit Line Margin Read Level Ant Factor Cable Loss Preamp Factor Aux Factor APos TPos Remark MHz dBuV/m dBuV/m dB dBuV dB/m dB dB dB cm deg 1 2462.00 105.72 ------ ------ 91.07 32.10 7.25 30.70 6.00 380 309 PEAK
Avg	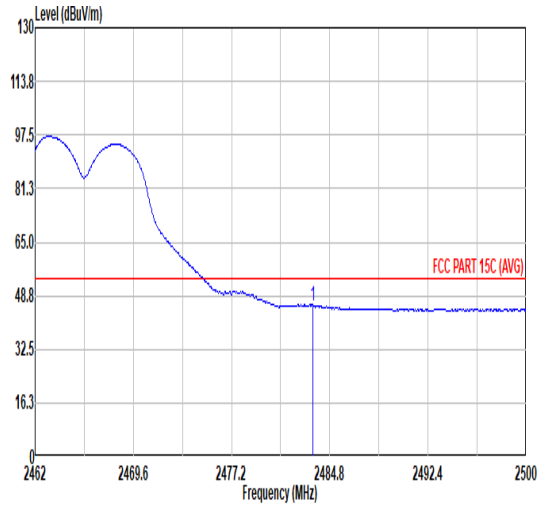 Freq Level Limit Line Margin Read Level Ant Factor Cable Loss Preamp Factor Aux Factor APos TPos Remark MHz dBuV/m dBuV/m dB dBuV dB/m dB dB dB cm deg 1 2483.51 45.84 54.00 -8.16 31.07 32.13 7.29 30.65 6.00 380 309 AVERAGE	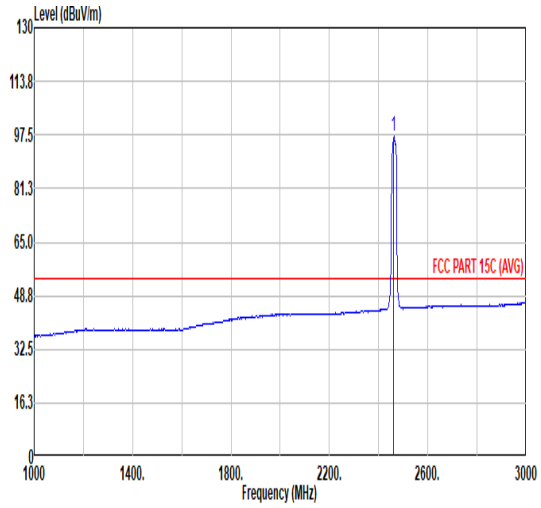 Freq Level Limit Line Margin Read Level Ant Factor Cable Loss Preamp Factor Aux Factor APos TPos Remark MHz dBuV/m dBuV/m dB dBuV dB/m dB dB dB cm deg 1 2462.00 97.07 ------ ------ 82.42 32.10 7.25 30.70 6.00 380 309 AVERAGE

Mode	6	
	Band Edge	
	2400-2483.5_802.11g_CH11_2462MHz	
ANT	ANT.4B + ANT.5B	
Pol.	Vertical	Fundamental
Peak	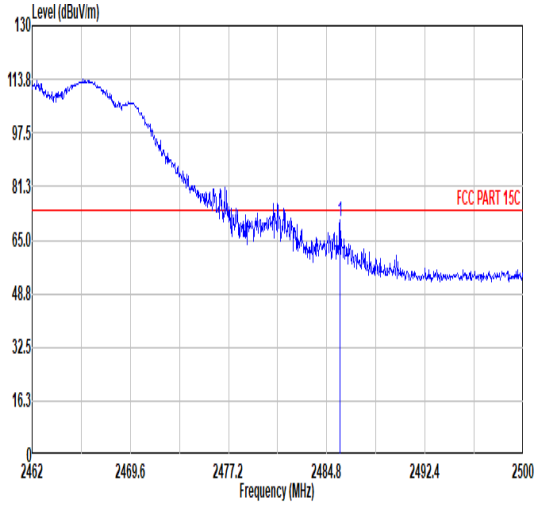 Freq Level Limit Line Over Limit Read Level Ant Factor Cable Loss Preamp Factor Aux Factor APos TPos Remark MHz dBuV/m dBuV/m dB dBuV dB/m dB dB dB cm deg 1 2485.83 70.56 74.00 -3.44 55.78 32.13 7.29 30.64 6.00 381 0 PEAK	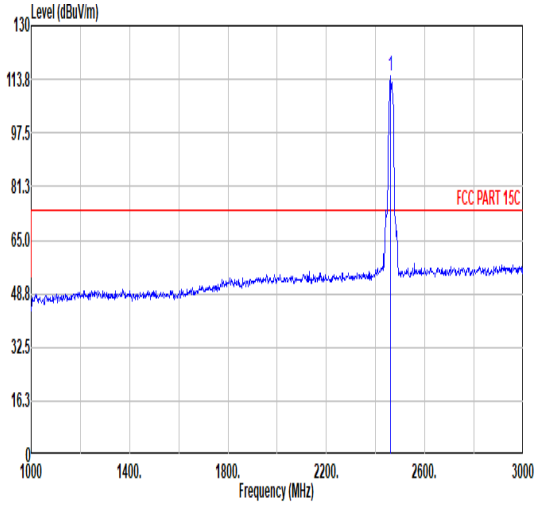 Freq Level Limit Line Over Limit Read Level Ant Factor Cable Loss Preamp Factor Aux Factor APos TPos Remark MHz dBuV/m dBuV/m dB dBuV dB/m dB dB dB cm deg 1 2462.00 114.99 74.00 40.99 100.36 32.09 7.25 30.71 6.00 381 0 PEAK
Avg	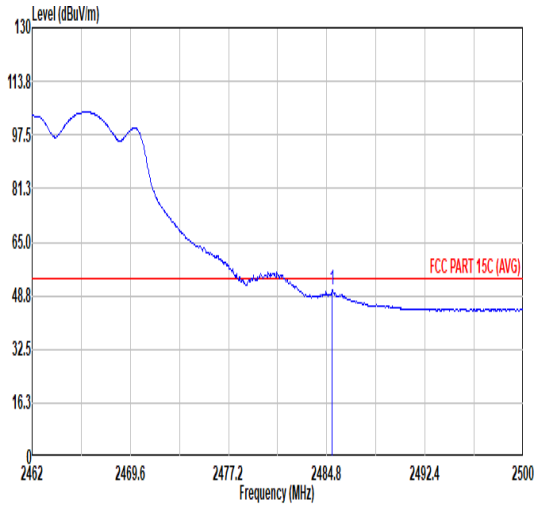 Freq Level Limit Line Margin Read Level Ant Factor Cable Loss Preamp Factor Aux Factor APos TPos Remark MHz dBuV/m dBuV/m dB dBuV dB/m dB dB dB cm deg 1 2485.22 50.37 54.00 -3.63 35.59 32.13 7.29 30.64 6.00 381 0 AVERAGE	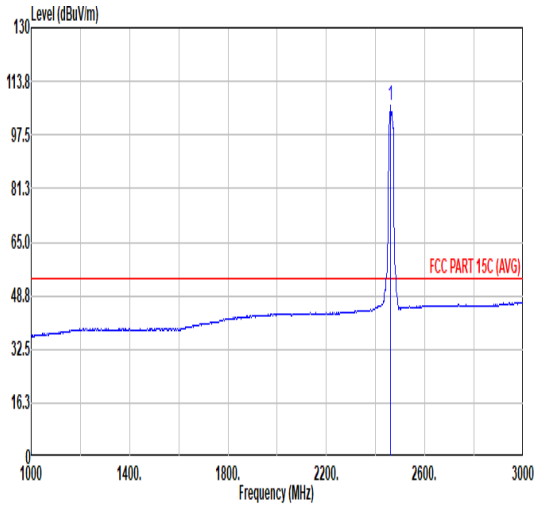 Freq Level Limit Line Margin Read Level Ant Factor Cable Loss Preamp Factor Aux Factor APos TPos Remark MHz dBuV/m dBuV/m dB dBuV dB/m dB dB dB cm deg 1 2462.00 106.37 ------ ------ 91.74 32.09 7.25 30.71 6.00 381 0 AVERAGE

Mode	6	
	Harmonic	
	2400-2483.5_802.11g_CH11_2462MHz	
ANT	ANT.4B + ANT.5B	
Pol.	Horizontal	Vertical
Peak Avg	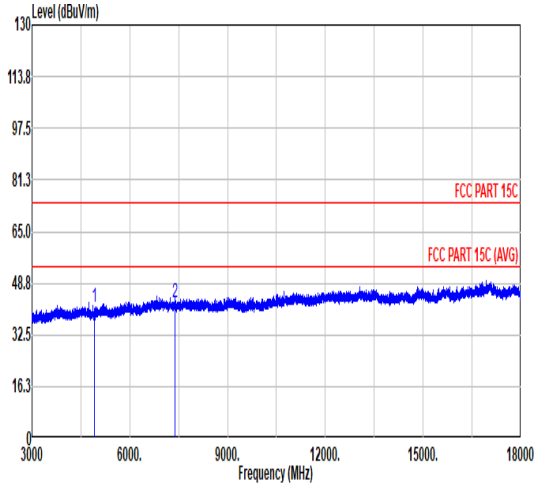 Freq Level Limit Line Margin Read Level Ant Factor Cable Loss Preamp Factor Aux Factor APos TPos Remark MHz dBuV/m dBuV/m dB dBuV dB/m dB dB dB cm deg 1 4924.00 41.22 74.00 -32.78 62.11 34.10 10.45 65.44 0.00 300 360 PEAK 2 7386.00 42.70 74.00 -31.30 59.35 35.80 12.84 65.29 0.00 300 360 PEAK	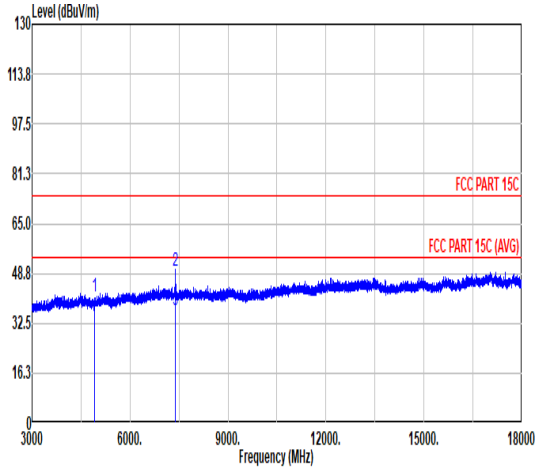 Freq Level Limit Line Margin Read Level Ant Factor Cable Loss Preamp Factor Aux Factor APos TPos Remark MHz dBuV/m dBuV/m dB dBuV dB/m dB dB dB cm deg 1 4924.00 41.36 74.00 -32.64 62.25 34.10 10.45 65.44 0.00 100 360 PEAK 2 7386.00 49.77 74.00 -24.23 66.42 35.80 12.84 65.29 0.00 100 360 PEAK 3 7386.00 36.98 54.00 -17.02 53.63 35.80 12.84 65.29 0.00 100 360 AVERAGE

Mode	7	
	Band Edge	
	2400-2483.5_802.11ax HE20_CH01_Full RU _2412MHz	
ANT	ANT.4B + ANT.5B	
Pol.	Horizontal	Fundamental
Peak	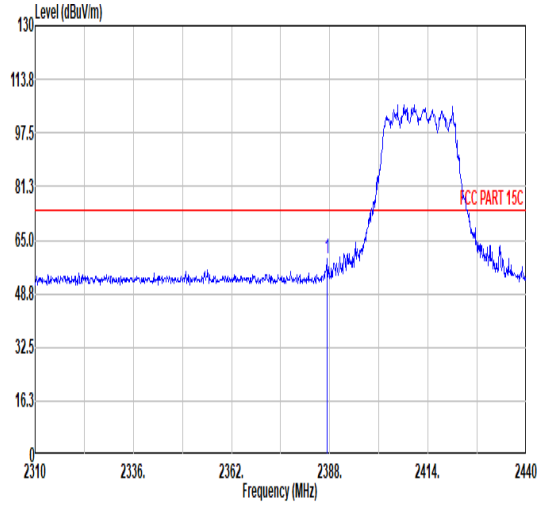 Freq Level Limit Line Margin Read Level Ant Factor Cable Loss Preamp Factor Aux Factor APos TPos Remark MHz dBuV/m dBuV/m dB dBuV dB/m dB dB dB cm deg 1 2387.22 59.53 74.00 -14.47 45.34 31.97 7.11 30.89 6.00 343 43 PEAK	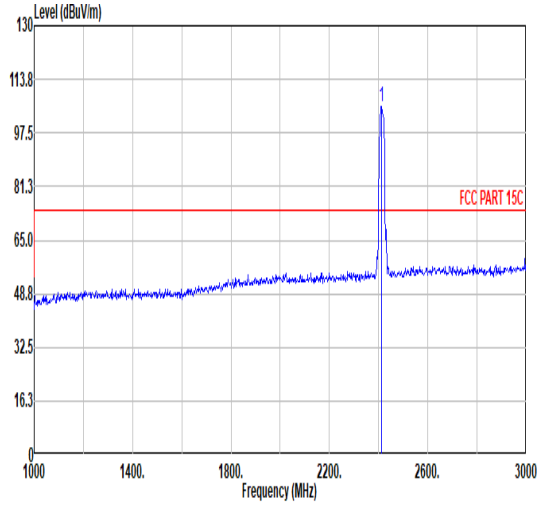 Freq Level Limit Line Margin Read Level Ant Factor Cable Loss Preamp Factor Aux Factor APos TPos Remark MHz dBuV/m dBuV/m dB dBuV dB/m dB dB dB cm deg 1 2412.00 105.37 ------ ------ 91.06 32.01 7.15 30.85 6.00 343 43 PEAK
Avg	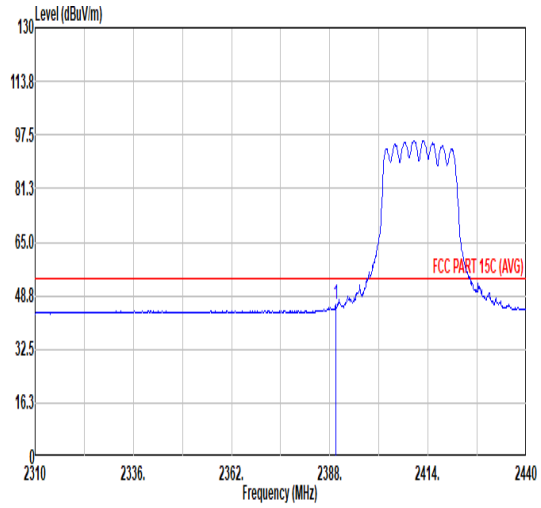 Freq Level Limit Line Margin Read Level Ant Factor Cable Loss Preamp Factor Aux Factor APos TPos Remark MHz dBuV/m dBuV/m dB dBuV dB/m dB dB dB cm deg 1 2389.56 45.96 54.00 -8.04 31.76 31.98 7.11 30.89 6.00 343 43 AVERAGE	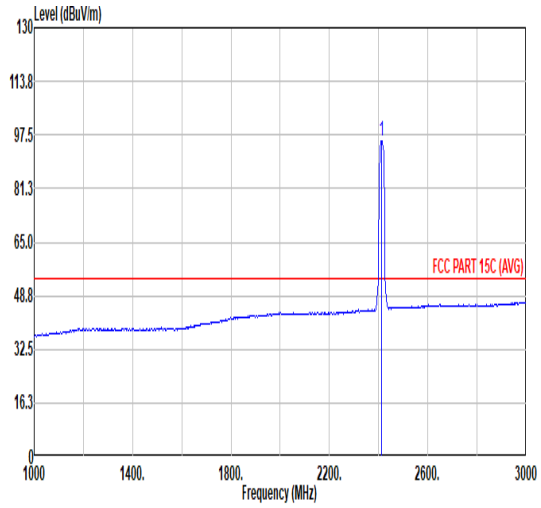 Freq Level Limit Line Margin Read Level Ant Factor Cable Loss Preamp Factor Aux Factor APos TPos Remark MHz dBuV/m dBuV/m dB dBuV dB/m dB dB dB cm deg 1 2412.00 95.75 ------ ------ 81.43 32.02 7.15 30.85 6.00 343 43 AVERAGE

Mode	7	
	Band Edge	
	2400-2483.5_802.11ax HE20_CH01_Full RU _2412MHz	
ANT	ANT.4B + ANT.5B	
Pol.	Vertical	Fundamental
Peak	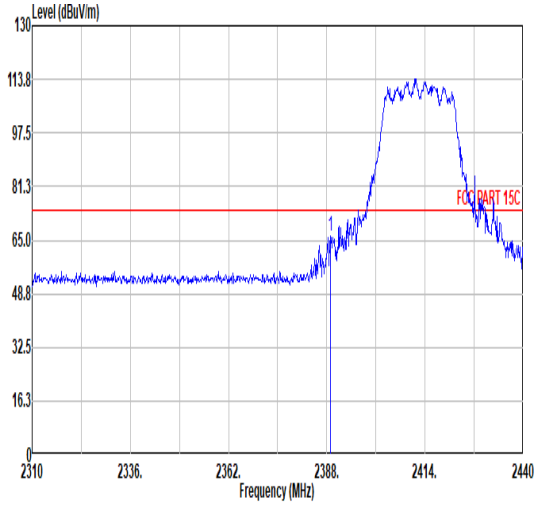 Freq Level Limit Line Margin Read Level Ant Factor Cable Loss Preamp Factor Aux Factor APos TPos Remark MHz dBuV/m dBuV/m dB dBuV dB/m dB dB dB cm deg 1 2389.04 65.99 74.00 -8.01 51.79 31.98 7.11 30.89 6.00 351 0 PEAK	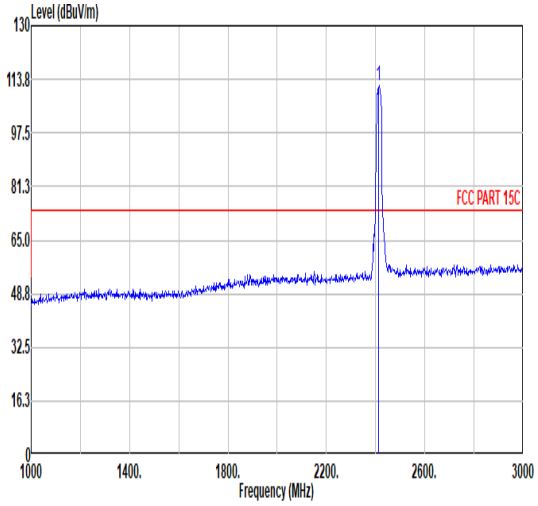 Freq Level Limit Line Margin Read Level Ant Factor Cable Loss Preamp Factor Aux Factor APos TPos Remark MHz dBuV/m dBuV/m dB dBuV dB/m dB dB dB cm deg 1 2412.00 111.73 ------ ------ 97.39 32.02 7.16 30.84 6.00 351 0 PEAK
Avg	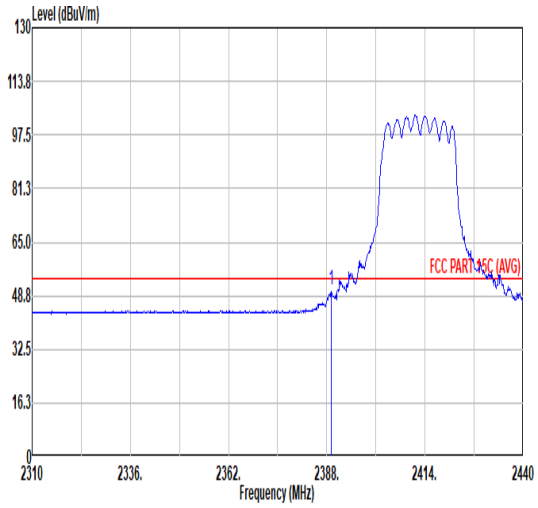 Freq Level Limit Line Over Limit Read Level Ant Factor Cable Loss Preamp Factor Aux Factor APos TPos Remark MHz dBuV/m dBuV/m dB dBuV dB/m dB dB dB cm deg 1 2389.17 50.51 54.00 -3.49 36.31 31.98 7.11 30.89 6.00 351 0 AVERAGE	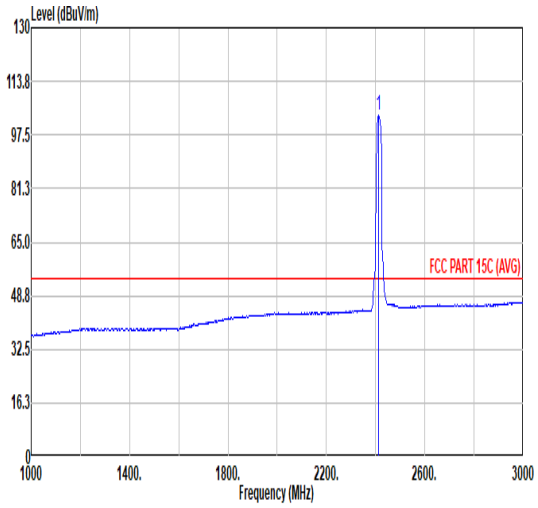 Freq Level Limit Line Margin Read Level Ant Factor Cable Loss Preamp Factor Aux Factor APos TPos Remark MHz dBuV/m dBuV/m dB dBuV dB/m dB dB dB cm deg 1 2412.00 103.33 ------ ------ 89.01 32.02 7.15 30.85 6.00 351 0 AVERAGE

Mode	7	
	Harmonic	
	2400-2483.5_802.11ax HE20_CH01_Full RU _2412MHz	
ANT	ANT.4B + ANT.5B	
Pol.	Horizontal	Vertical
Peak Avg	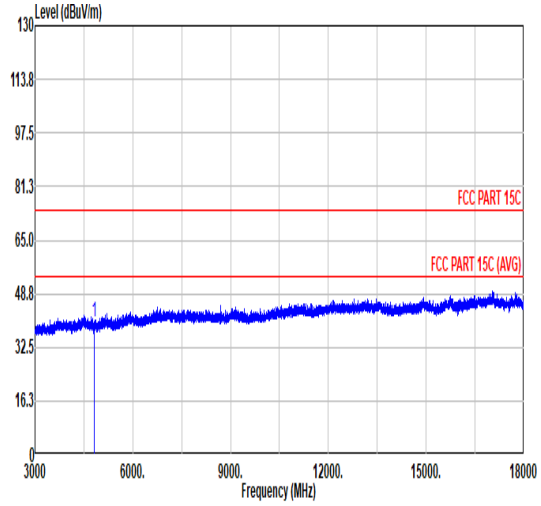 Freq Level Limit Line Margin Read Level Ant Factor Cable Loss Preamp Factor Aux Factor APos TPos Remark MHz dBuV/m dBuV/m dB dBuV dB/m dB dB dB cm deg 1 4824.00 40.46 74.00 -33.54 61.47 34.10 10.32 65.43 0.00 300 360 PEAK	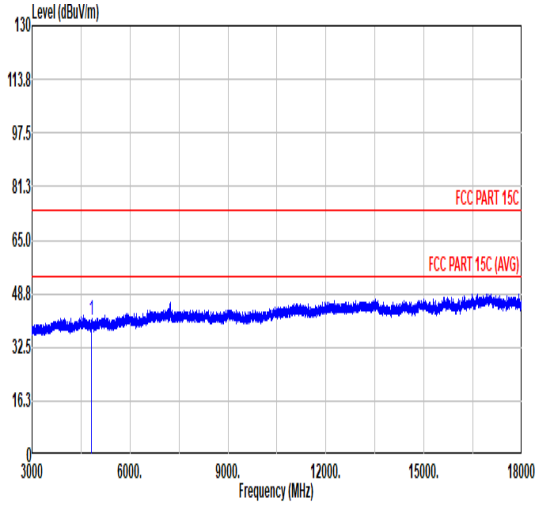 Freq Level Limit Line Margin Read Level Ant Factor Cable Loss Preamp Factor Aux Factor APos TPos Remark MHz dBuV/m dBuV/m dB dBuV dB/m dB dB dB cm deg 1 4824.00 40.87 74.00 -33.13 61.88 34.10 10.32 65.43 0.00 100 360 PEAK

Mode	8	
	Harmonic	
	2400-2483.5_802.11ax HE20_CH06_Full RU _2437MHz	
ANT	ANT.4B + ANT.5B	
Pol.	Horizontal	Vertical
Peak Avg	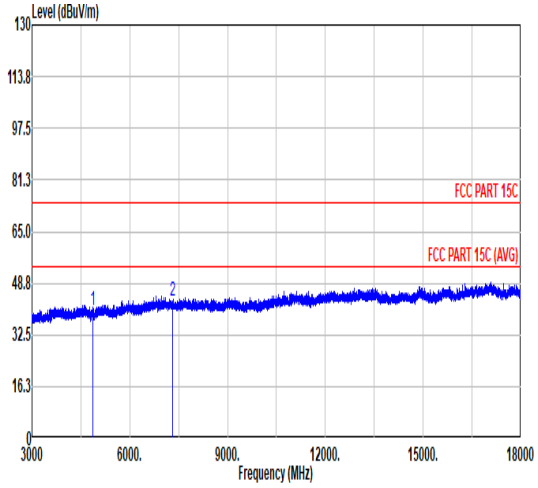 Freq Level Limit Line Margin Read Level Ant Factor Cable Loss Preamp Factor Aux Factor APos TPos Remark MHz dBuV/m dBuV/m dB dBuV dB/m dB dB dB cm deg 1 4874.00 40.32 74.00 -33.68 61.28 34.10 10.38 65.44 0.00 300 360 PEAK 2 7311.00 43.16 74.00 -30.84 59.79 35.80 12.82 65.25 0.00 300 360 PEAK	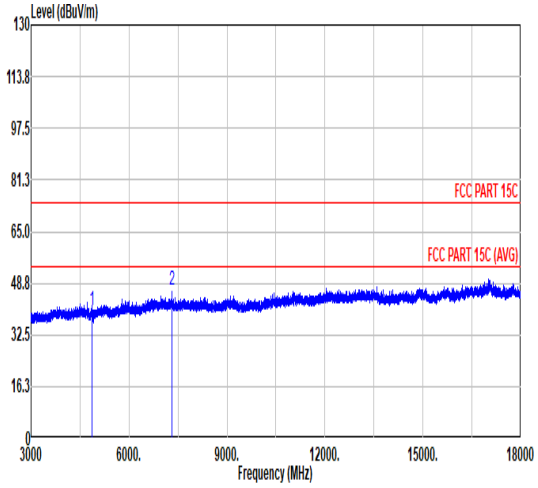 Freq Level Limit Line Margin Read Level Ant Factor Cable Loss Preamp Factor Aux Factor APos TPos Remark MHz dBuV/m dBuV/m dB dBuV dB/m dB dB dB cm deg 1 4874.00 40.17 74.00 -33.83 61.13 34.10 10.38 65.44 0.00 100 360 PEAK 2 7311.00 46.74 74.00 -27.26 63.37 35.80 12.82 65.25 0.00 100 360 PEAK

Mode	9	
	Band Edge	
	2400-2483.5_802.11ax HE20_CH10_Full RU _2457MHz	
ANT	ANT.4B + ANT.5B	
Pol.	Horizontal	Fundamental
Peak	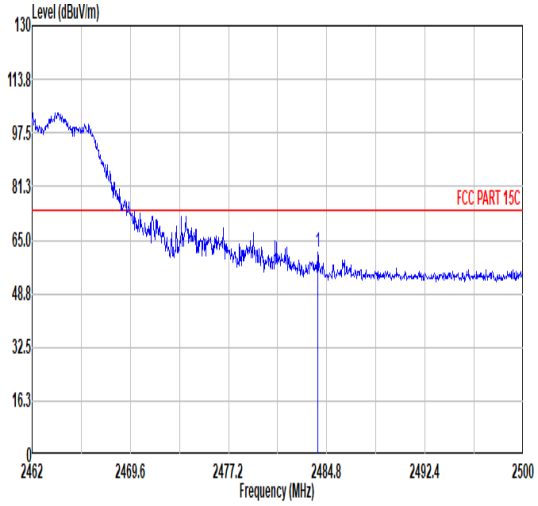 Freq Level Limit Line Margin Read Level Ant Factor Cable Loss Preamp Factor Aux Factor APos TPos Remark MHz dBuV/m dBuV/m dB dBuV dB/m dB dB dB cm deg 1 2484.08 61.28 74.00 -12.72 46.50 32.13 7.29 30.64 6.00 366 44 PEAK	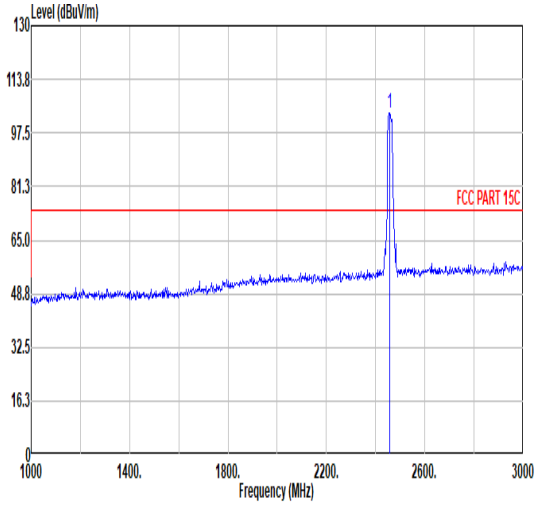 Freq Level Limit Line Margin Read Level Ant Factor Cable Loss Preamp Factor Aux Factor APos TPos Remark MHz dBuV/m dBuV/m dB dBuV dB/m dB dB dB cm deg 1 2457.00 103.55 ------ ------ 88.97 32.08 7.23 30.73 6.00 366 44 PEAK
Avg	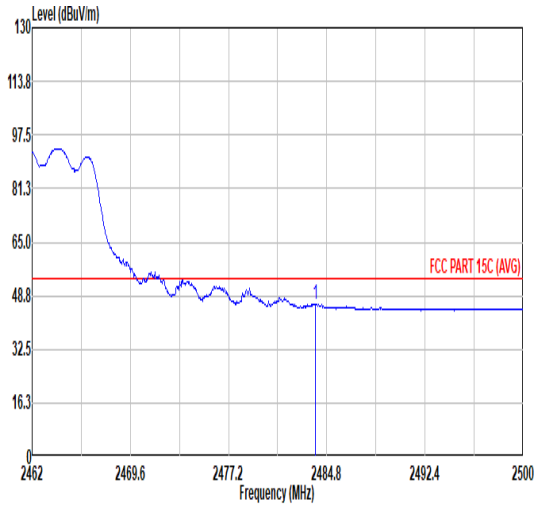 Freq Level Limit Line Margin Read Level Ant Factor Cable Loss Preamp Factor Aux Factor APos TPos Remark MHz dBuV/m dBuV/m dB dBuV dB/m dB dB dB cm deg 1 2483.93 46.28 54.00 -7.72 31.51 32.13 7.29 30.65 6.00 366 44 AVERAGE	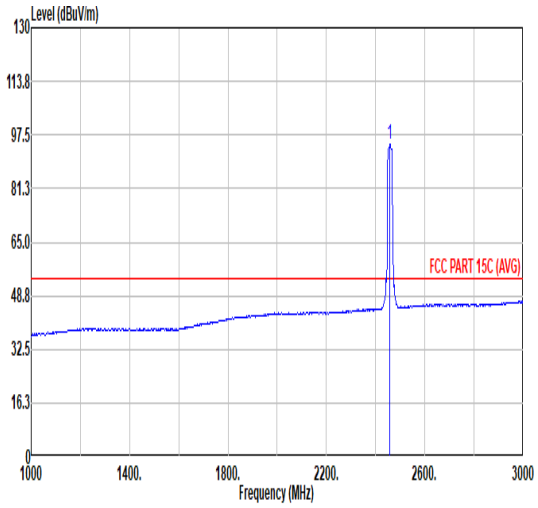 Freq Level Limit Line Margin Read Level Ant Factor Cable Loss Preamp Factor Aux Factor APos TPos Remark MHz dBuV/m dBuV/m dB dBuV dB/m dB dB dB cm deg 1 2457.00 94.52 ------ ------ 79.90 32.09 7.24 30.71 6.00 366 44 AVERAGE

Mode	9	
	Band Edge	
	2400-2483.5_802.11ax HE20_CH10_Full RU _2457MHz	
ANT	ANT.4B + ANT.5B	
Pol.	Vertical	Fundamental
Peak	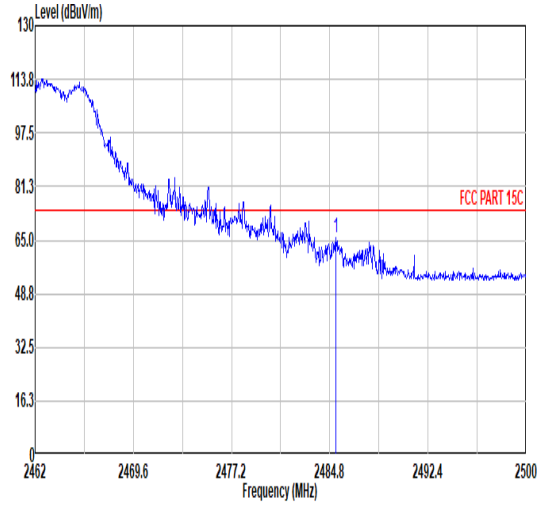 Freq Level Limit Line Margin Read Level Ant Factor Cable Loss Preamp Factor Aux Factor APos TPos Remark MHz dBuV/m dBuV/m dB dBuV dB/m dB dB dB cm deg 1 2485.26 65.73 74.00 -8.27 50.95 32.13 7.29 30.64 6.00 331 360 PEAK	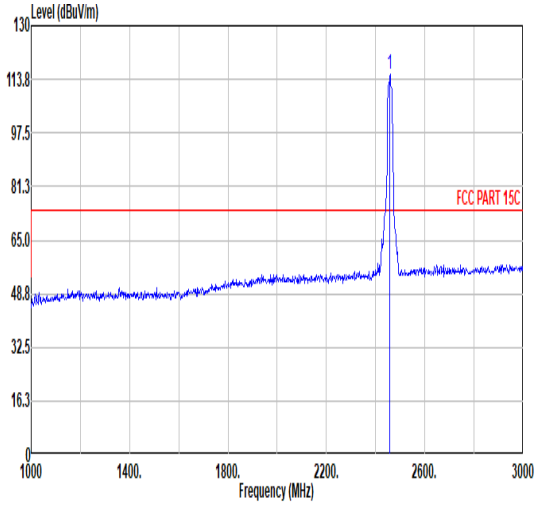 Freq Level Limit Line Margin Read Level Ant Factor Cable Loss Preamp Factor Aux Factor APos TPos Remark MHz dBuV/m dBuV/m dB dBuV dB/m dB dB dB cm deg 1 2457.00 115.12 ------ ------ 100.50 32.09 7.24 30.71 6.00 331 360 PEAK
Avg	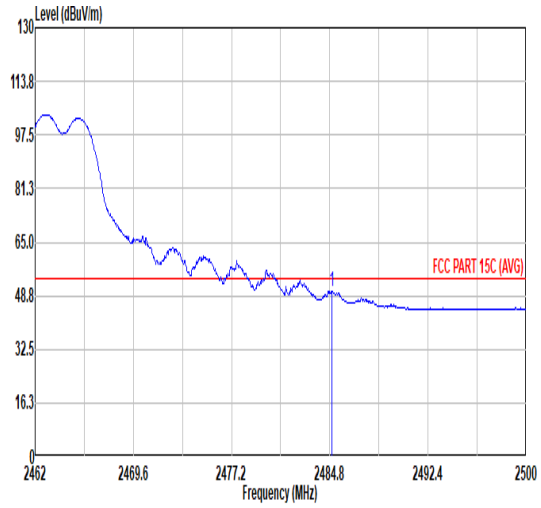 Freq Level Limit Line Margin Read Level Ant Factor Cable Loss Preamp Factor Aux Factor APos TPos Remark MHz dBuV/m dBuV/m dB dBuV dB/m dB dB dB cm deg 1 2484.99 49.90 54.00 -4.10 35.12 32.13 7.29 30.64 6.00 331 360 AVERAGE	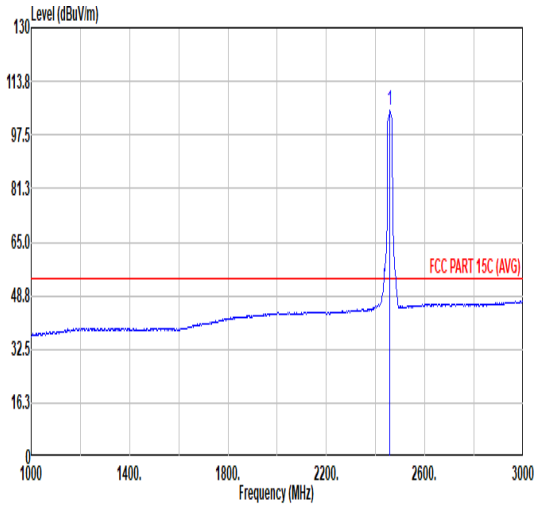 Freq Level Limit Line Margin Read Level Ant Factor Cable Loss Preamp Factor Aux Factor APos TPos Remark MHz dBuV/m dBuV/m dB dBuV dB/m dB dB dB cm deg 1 2457.00 105.10 ------ ------ 90.49 32.09 7.24 30.72 6.00 331 360 AVERAGE

Mode	10	
	Band Edge	
	2400-2483.5_802.11ax HE20_CH11_Full RU _2462MHz	
ANT	ANT.4B + ANT.5B	
Pol.	Horizontal	Fundamental
Peak	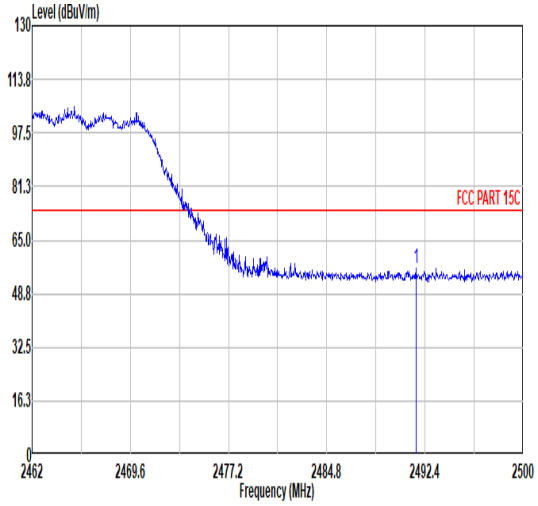 Freq Level Limit Line Margin Read Level Ant Factor Cable Loss Preamp Factor Aux Factor APos TPos Remark MHz dBuV/m dBuV/m dB dBuV dB/m dB dB dB cm deg 1 2491.72 56.22 74.00 -17.78 41.40 32.14 7.30 30.62 6.00 385 303 PEAK	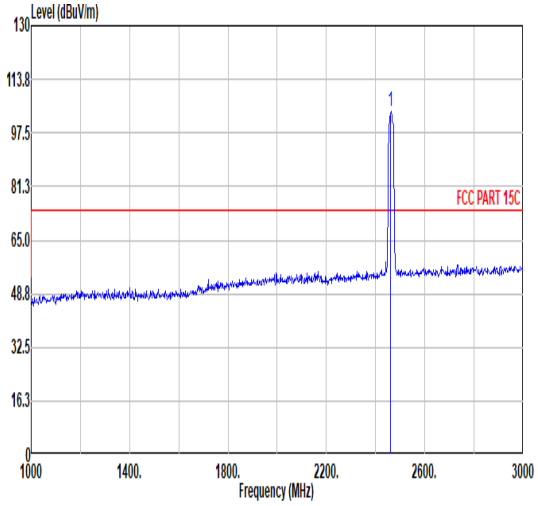 Freq Level Limit Line Margin Read Level Ant Factor Cable Loss Preamp Factor Aux Factor APos TPos Remark MHz dBuV/m dBuV/m dB dBuV dB/m dB dB dB cm deg 1 2462.00 104.06 ------ ------ 89.41 32.10 7.25 30.70 6.00 385 303 PEAK
Avg	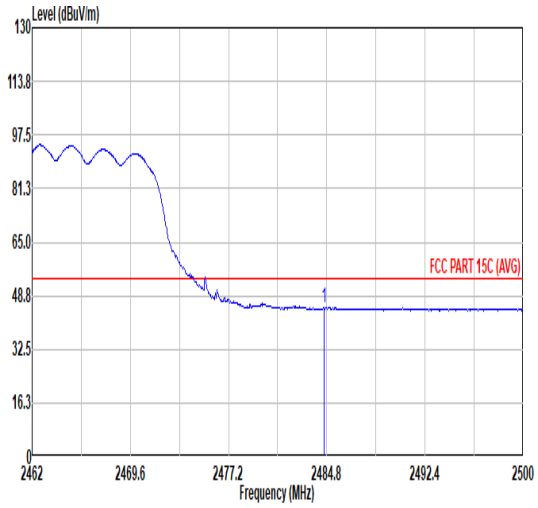 Freq Level Limit Line Margin Read Level Ant Factor Cable Loss Preamp Factor Aux Factor APos TPos Remark MHz dBuV/m dBuV/m dB dBuV dB/m dB dB dB cm deg 1 2484.61 45.10 54.00 -8.90 30.32 32.13 7.29 30.64 6.00 385 303 AVERAGE	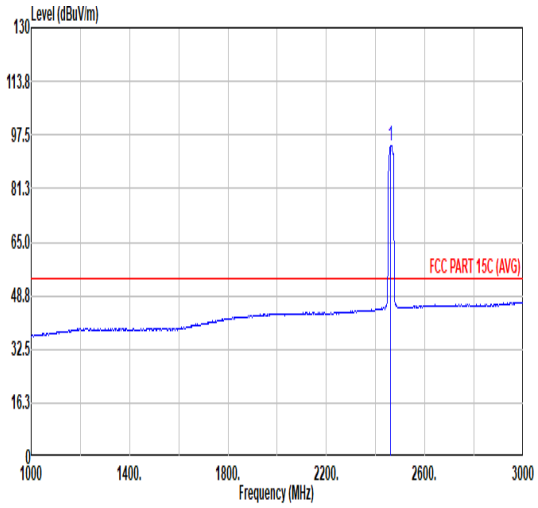 Freq Level Limit Line Margin Read Level Ant Factor Cable Loss Preamp Factor Aux Factor APos TPos Remark MHz dBuV/m dBuV/m dB dBuV dB/m dB dB dB cm deg 1 2462.00 94.30 ------ ------ 79.65 32.10 7.25 30.70 6.00 385 303 AVERAGE

Mode	10	
	Band Edge	
	2400-2483.5_802.11ax HE20_CH11_Full RU _2462MHz	
ANT	ANT.4B + ANT.5B	
Pol.	Vertical	Fundamental
Peak	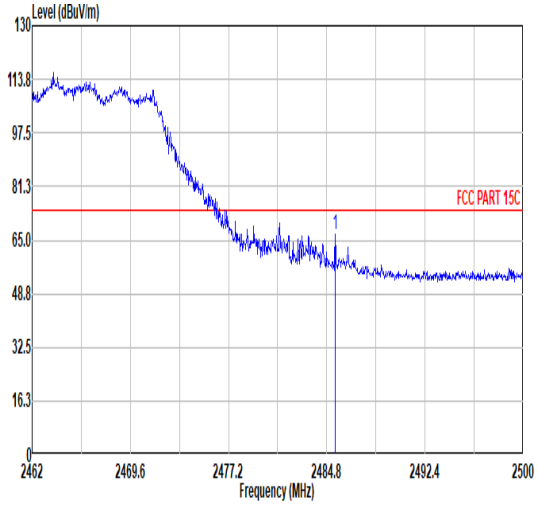 Freq Level Limit Line Margin Read Level Ant Factor Cable Loss Preamp Factor Aux Factor APos TPos Remark MHz dBuV/m dBuV/m dB dBuV dB/m dB dB dB cm deg 1 2485.45 66.70 74.00 -7.30 51.92 32.13 7.29 30.64 6.00 380 352 PEAK	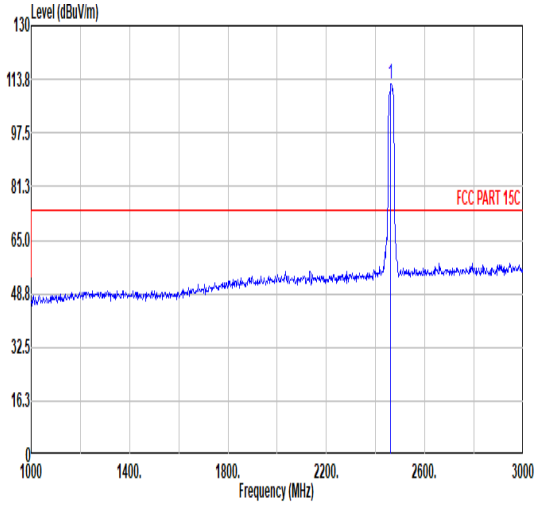 Freq Level Limit Line Margin Read Level Ant Factor Cable Loss Preamp Factor Aux Factor APos TPos Remark MHz dBuV/m dBuV/m dB dBuV dB/m dB dB dB cm deg 1 2462.00 112.40 ------ ------ 97.75 32.10 7.25 30.70 6.00 380 352 PEAK
Avg	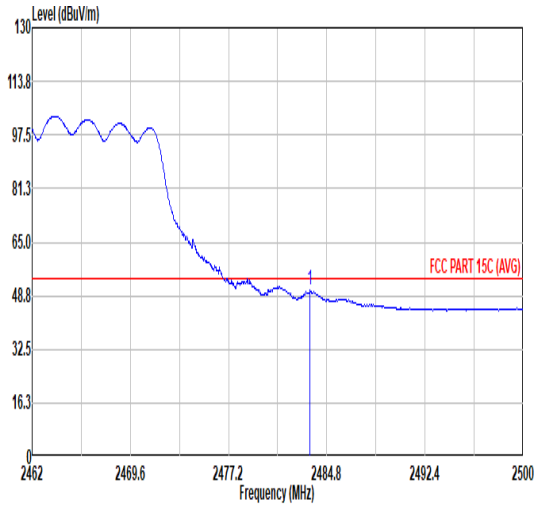 Freq Level Limit Line Margin Read Level Ant Factor Cable Loss Preamp Factor Aux Factor APos TPos Remark MHz dBuV/m dBuV/m dB dBuV dB/m dB dB dB cm deg 1 2483.51 50.33 54.00 -3.67 35.56 32.13 7.29 30.65 6.00 380 352 AVERAGE	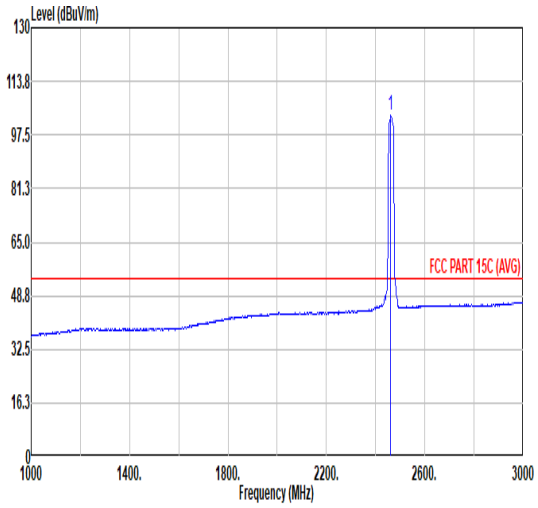 Freq Level Limit Line Margin Read Level Ant Factor Cable Loss Preamp Factor Aux Factor APos TPos Remark MHz dBuV/m dBuV/m dB dBuV dB/m dB dB dB cm deg 1 2462.00 103.49 ------ ------ 88.86 32.09 7.25 30.71 6.00 380 352 AVERAGE

Mode	10	
	Harmonic	
	2400-2483.5_802.11ax HE20_CH11_Full RU _2462MHz	
ANT	ANT.4B + ANT.5B	
Pol.	Horizontal	Vertical
Peak Avg	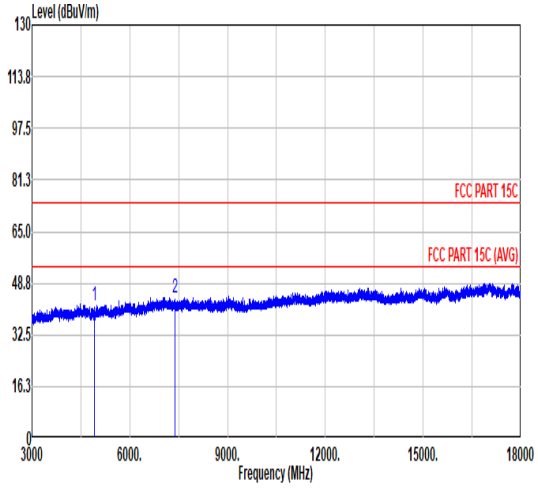 Freq Level Limit Line Margin Read Level Ant Factor Cable Loss Preamp Factor Aux Factor APos TPos Remark MHz dBuV/m dBuV/m dB dBuV dB/m dB dB dB cm deg 1 4924.00 41.49 74.00 -32.51 62.38 34.10 10.45 65.44 0.00 300 360 PEAK 2 7386.00 43.93 74.00 -30.07 60.58 35.80 12.84 65.29 0.00 300 360 PEAK	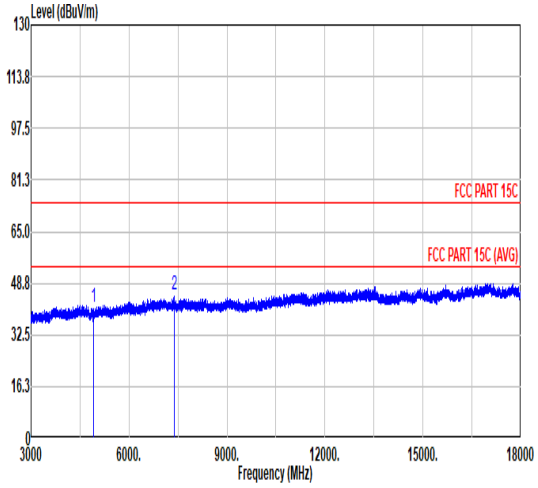 Freq Level Limit Line Margin Read Level Ant Factor Cable Loss Preamp Factor Aux Factor APos TPos Remark MHz dBuV/m dBuV/m dB dBuV dB/m dB dB dB cm deg 1 4924.00 41.32 74.00 -32.68 62.21 34.10 10.45 65.44 0.00 100 360 PEAK 2 7386.00 45.28 74.00 -28.72 61.93 35.80 12.84 65.29 0.00 100 360 PEAK

Mode	11	
	Band Edge	
	2400-2483.5_802.11ax HE20_CH01_ RU26/0_2412MHz	
ANT	ANT.4B + ANT.5B	
Pol.	Horizontal	Fundamental
Peak	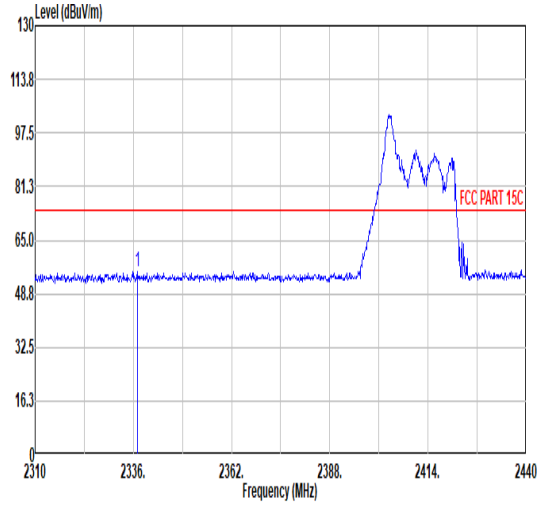 Freq Level Limit Line Margin Read Level Ant Factor Cable Loss Preamp Factor Aux Factor APos TPos Remark MHz dBuV/m dBuV/m dB dBuV dB/m dB dB dB cm deg 1 2337.17 55.46 74.00 -18.54 41.49 31.86 7.04 30.93 6.00 387 43 PEAK	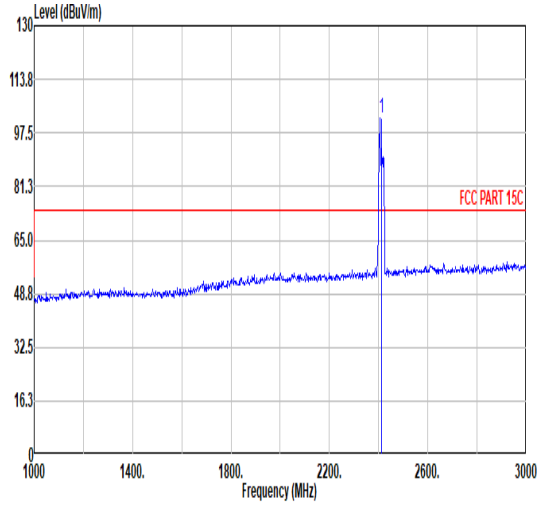 Freq Level Limit Line Margin Read Level Ant Factor Cable Loss Preamp Factor Aux Factor APos TPos Remark MHz dBuV/m dBuV/m dB dBuV dB/m dB dB dB cm deg 1 2412.00 102.17 ------ ------ 87.89 32.01 7.14 30.87 6.00 387 43 PEAK
Avg	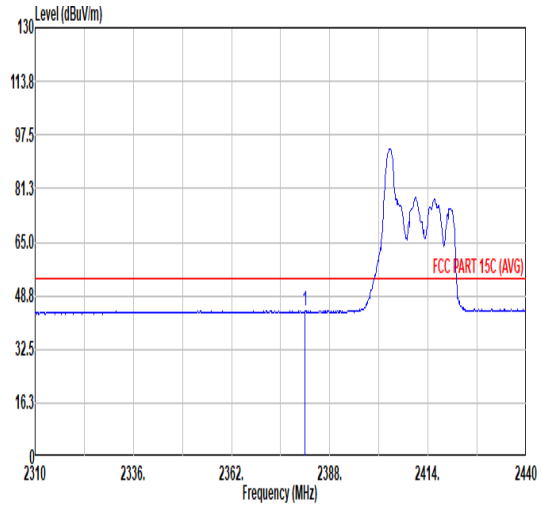 Freq Level Limit Line Margin Read Level Ant Factor Cable Loss Preamp Factor Aux Factor APos TPos Remark MHz dBuV/m dBuV/m dB dBuV dB/m dB dB dB cm deg 1 2381.50 44.19 54.00 -9.81 30.02 31.96 7.10 30.89 6.00 387 43 AVERAGE	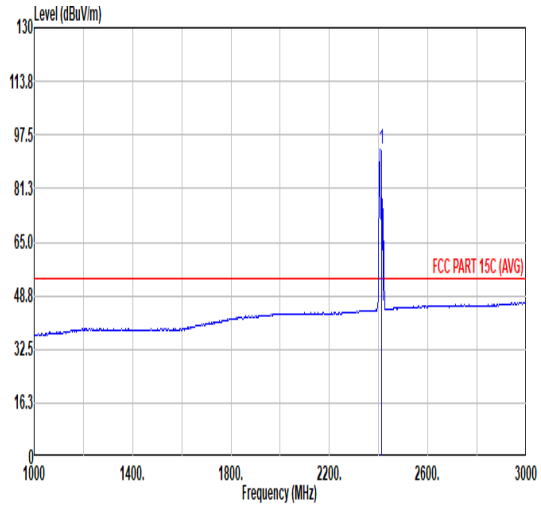 Freq Level Limit Line Margin Read Level Ant Factor Cable Loss Preamp Factor Aux Factor APos TPos Remark MHz dBuV/m dBuV/m dB dBuV dB/m dB dB dB cm deg 1 2412.00 93.29 ------ ------ 79.01 32.01 7.14 30.87 6.00 387 43 AVERAGE

Mode	11	
	Band Edge	
	2400-2483.5_802.11ax HE20_CH01_ RU26/0_2412MHz	
ANT	ANT.4B + ANT.5B	
Pol.	Vertical	Fundamental
Peak	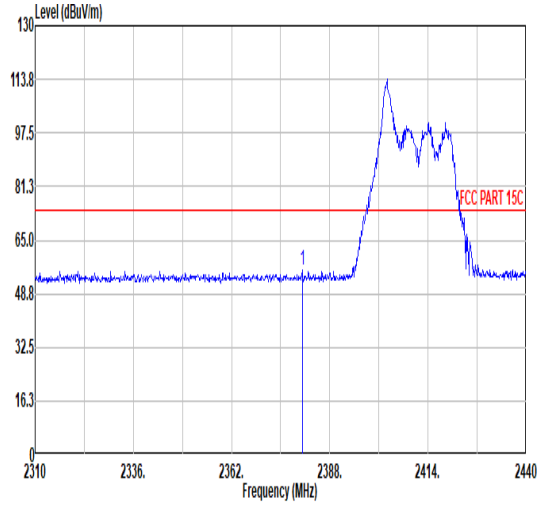 Freq Level Limit Line Margin Read Level Ant Factor Cable Loss Preamp Factor Aux Factor APos TPos Remark MHz dBuV/m dBuV/m dB dBuV dB/m dB dB dB cm deg 1 2380.72 55.92 74.00 -18.08 41.76 31.96 7.10 30.90 6.00 388 3 PEAK	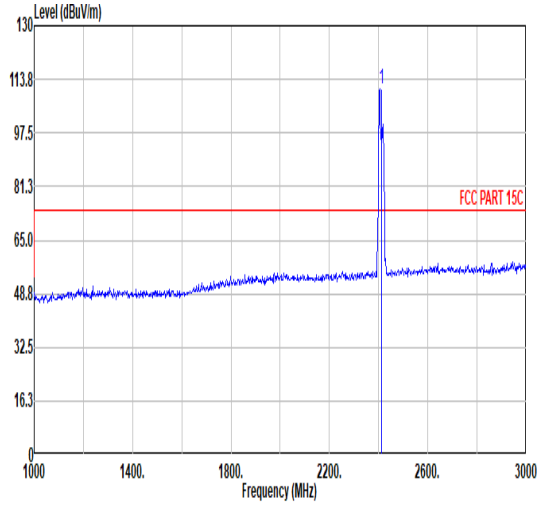 Freq Level Limit Line Margin Read Level Ant Factor Cable Loss Preamp Factor Aux Factor APos TPos Remark MHz dBuV/m dBuV/m dB dBuV dB/m dB dB dB cm deg 1 2412.00 110.63 ------ ------ 96.35 32.01 7.14 30.87 6.00 388 3 PEAK
Avg	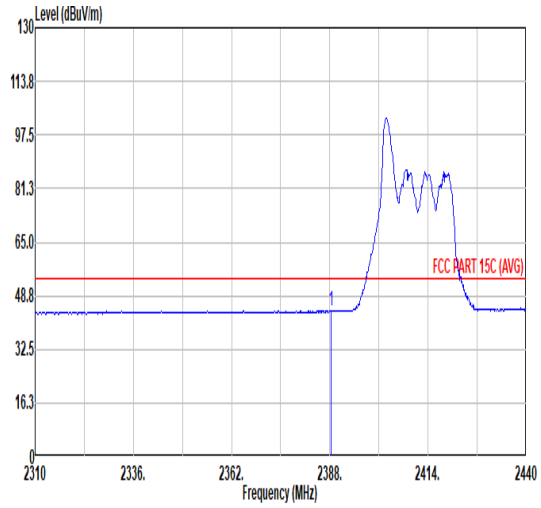 Freq Level Limit Line Margin Read Level Ant Factor Cable Loss Preamp Factor Aux Factor APos TPos Remark MHz dBuV/m dBuV/m dB dBuV dB/m dB dB dB cm deg 1 2388.39 44.32 54.00 -9.68 30.13 31.97 7.11 30.89 6.00 388 3 AVERAGE	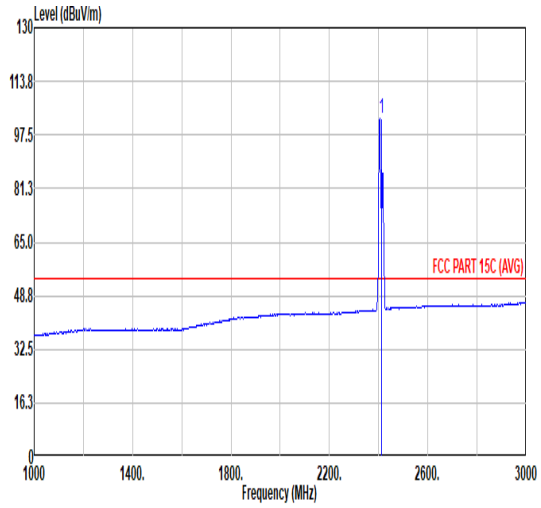 Freq Level Limit Line Margin Read Level Ant Factor Cable Loss Preamp Factor Aux Factor APos TPos Remark MHz dBuV/m dBuV/m dB dBuV dB/m dB dB dB cm deg 1 2412.00 102.34 ------ ------ 88.06 32.01 7.14 30.87 6.00 388 3 AVERAGE

Mode	12	
	Band Edge	
	2400-2483.5_802.11ax HE20_CH01_RU52/37_2412MHz	
ANT	ANT.4B + ANT.5B	
Pol.	Horizontal	Fundamental
Peak	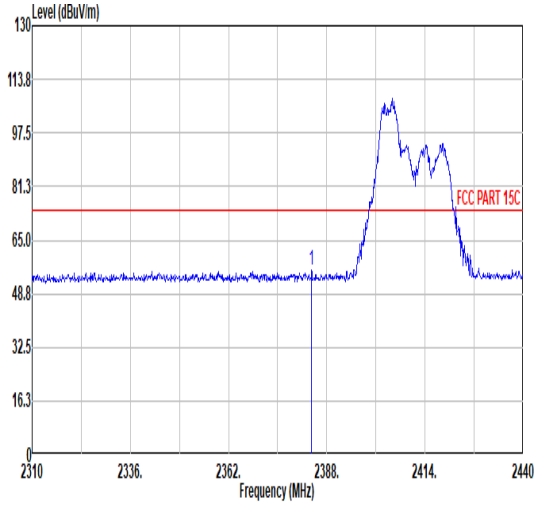 Freq Level Limit Line Margin Read Level Ant Factor Cable Loss Preamp Factor Aux Factor APos TPos Remark MHz dBuV/m dBuV/m dB dBuV dB/m dB dB dB cm deg 1 2383.97 56.07 74.00 -17.93 41.89 31.96 7.11 30.89 6.00 300 43 PEAK	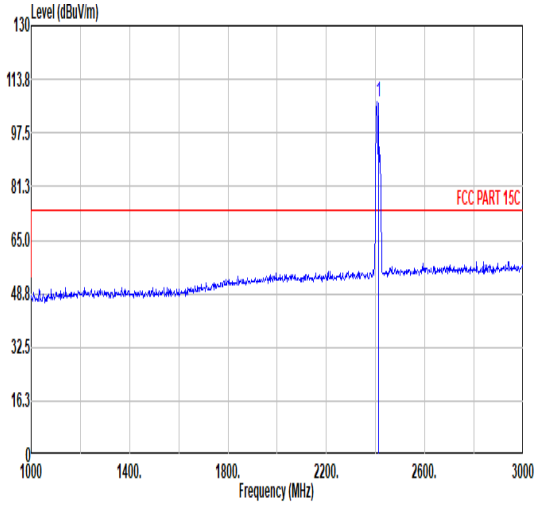 Freq Level Limit Line Margin Read Level Ant Factor Cable Loss Preamp Factor Aux Factor APos TPos Remark MHz dBuV/m dBuV/m dB dBuV dB/m dB dB dB cm deg 1 2412.00 106.77 ------ ------ 92.48 32.01 7.14 30.86 6.00 300 43 PEAK
Avg	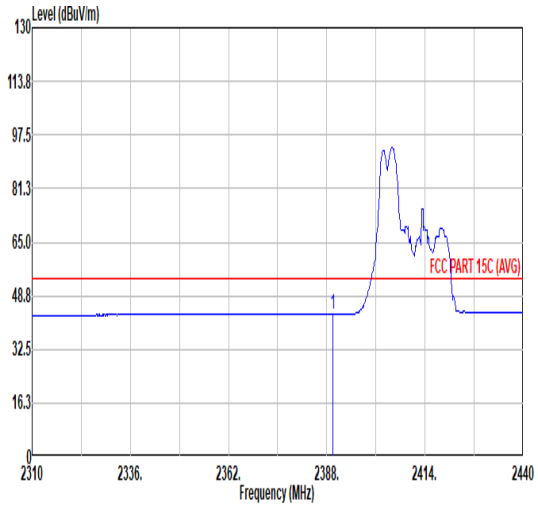 Freq Level Limit Line Margin Read Level Ant Factor Cable Loss Preamp Factor Aux Factor APos TPos Remark MHz dBuV/m dBuV/m dB dBuV dB/m dB dB dB cm deg 1 2389.56 43.22 54.00 -10.78 29.02 31.98 7.11 30.89 6.00 300 43 AVERAGE	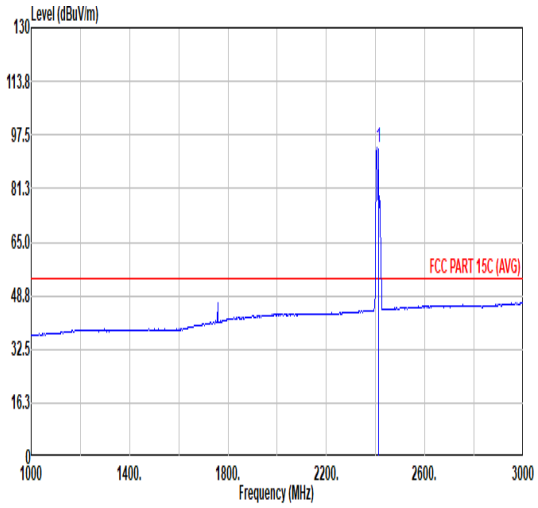 Freq Level Limit Line Margin Read Level Ant Factor Cable Loss Preamp Factor Aux Factor APos TPos Remark MHz dBuV/m dBuV/m dB dBuV dB/m dB dB dB cm deg 1 2412.00 93.68 ------ ------ 79.39 32.01 7.14 30.86 6.00 300 43 AVERAGE

Mode	12	
	Band Edge	
	2400-2483.5_802.11ax HE20_CH01_RU52/37_2412MHz	
ANT	ANT.4B + ANT.5B	
Pol.	Vertical	Fundamental
Peak	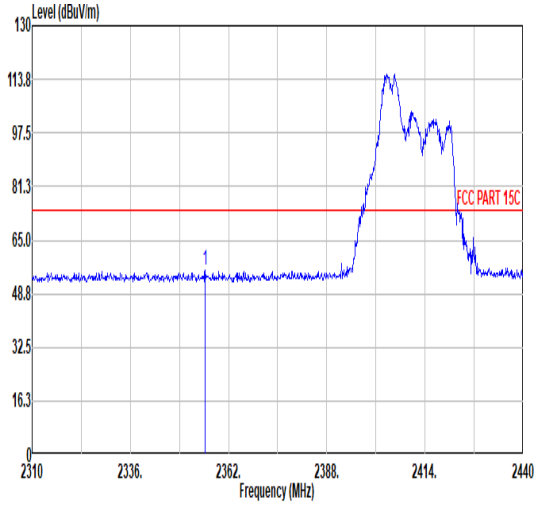 Freq Level Limit Line Margin Read Level Ant Factor Cable Loss Preamp Factor Aux Factor APos TPos Remark MHz dBuV/m dBuV/m dB dBuV dB/m dB dB dB cm deg 1 2355.76 55.76 74.00 -18.24 41.72 31.90 7.06 30.92 6.00 387 360 PEAK	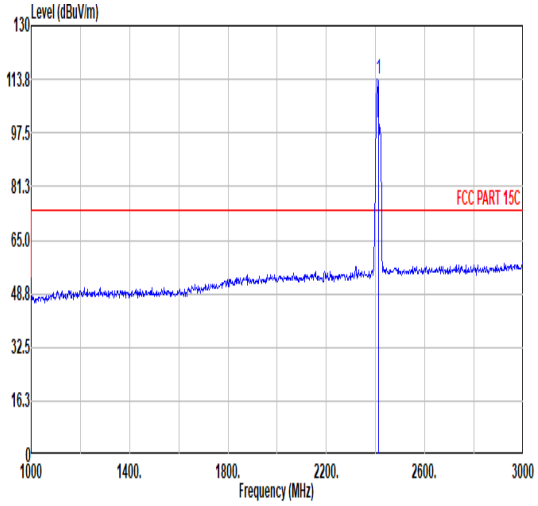 Freq Level Limit Line Margin Read Level Ant Factor Cable Loss Preamp Factor Aux Factor APos TPos Remark MHz dBuV/m dBuV/m dB dBuV dB/m dB dB dB cm deg 1 2412.00 113.79 ------ ------ 99.50 32.01 7.14 30.86 6.00 387 360 PEAK
Avg	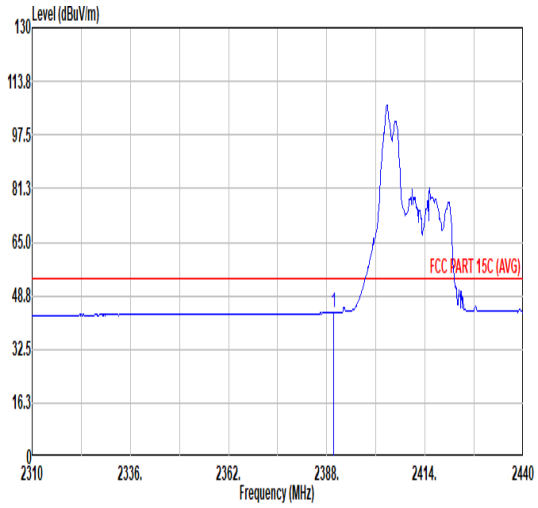 Freq Level Limit Line Margin Read Level Ant Factor Cable Loss Preamp Factor Aux Factor APos TPos Remark MHz dBuV/m dBuV/m dB dBuV dB/m dB dB dB cm deg 1 2389.82 43.71 54.00 -10.29 29.51 31.98 7.11 30.89 6.00 387 360 AVERAGE	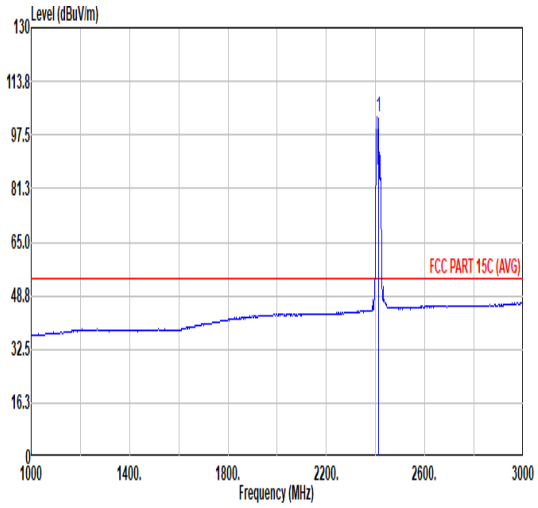 Freq Level Limit Line Margin Read Level Ant Factor Cable Loss Preamp Factor Aux Factor APos TPos Remark MHz dBuV/m dBuV/m dB dBuV dB/m dB dB dB cm deg 1 2412.00 102.90 ------ ------ 88.62 32.01 7.14 30.87 6.00 387 360 AVERAGE

Mode	13	
	Band Edge	
	2400-2483.5_802.11ax HE20_CH01_RU106/53_2412MHz	
ANT	ANT.4B + ANT.5B	
Pol.	Horizontal	Fundamental
Peak	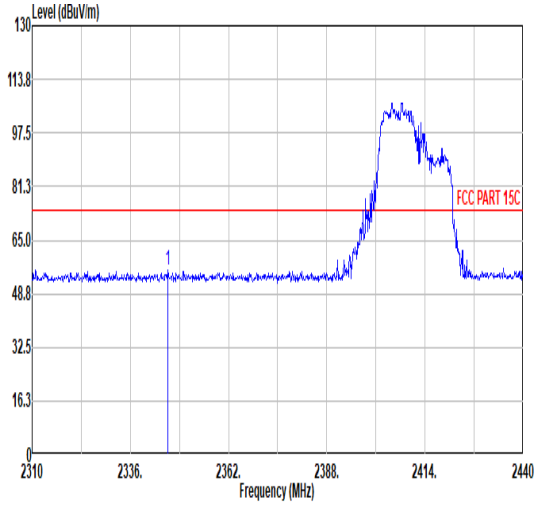 Freq Level Limit Line Margin Read Level Ant Factor Cable Loss Preamp Factor Aux Factor APos TPos Remark MHz dBuV/m dBuV/m dB dBuV dB/m dB dB dB cm deg 1 2346.01 56.05 74.00 -17.95 42.04 31.88 7.05 30.92 6.00 187 41 PEAK	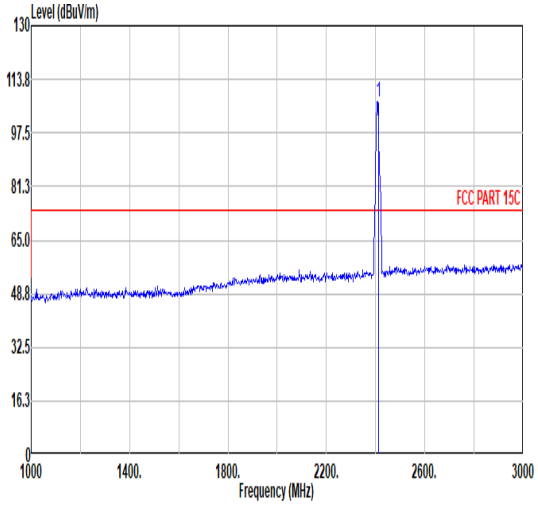 Freq Level Limit Line Margin Read Level Ant Factor Cable Loss Preamp Factor Aux Factor APos TPos Remark MHz dBuV/m dBuV/m dB dBuV dB/m dB dB dB cm deg 1 2412.00 106.92 ------ ------ 92.61 32.01 7.15 30.85 6.00 187 41 PEAK
Avg	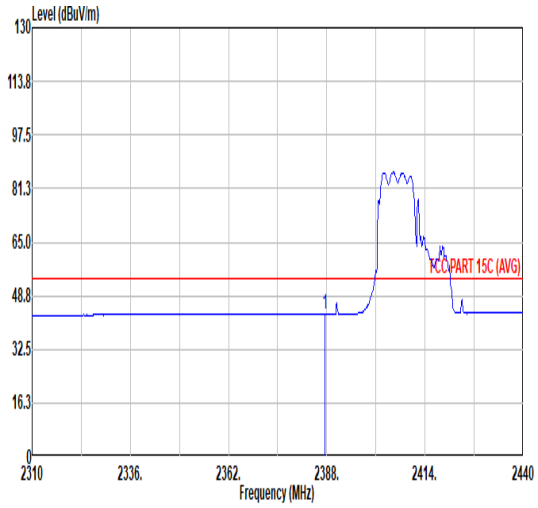 Freq Level Limit Line Margin Read Level Ant Factor Cable Loss Preamp Factor Aux Factor APos TPos Remark MHz dBuV/m dBuV/m dB dBuV dB/m dB dB dB cm deg 1 2387.48 43.24 54.00 -10.76 29.05 31.97 7.11 30.89 6.00 187 41 AVERAGE	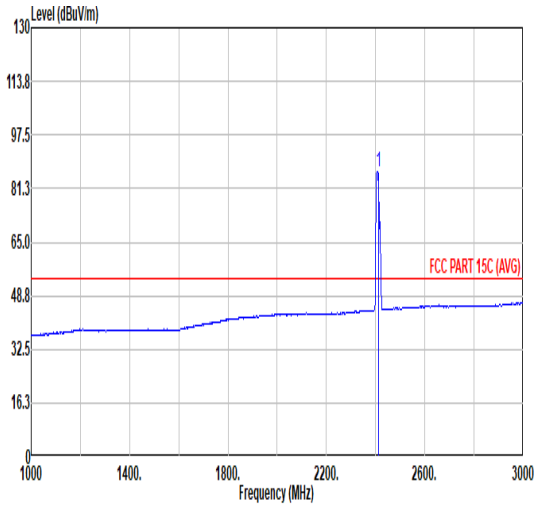 Freq Level Limit Line Margin Read Level Ant Factor Cable Loss Preamp Factor Aux Factor APos TPos Remark MHz dBuV/m dBuV/m dB dBuV dB/m dB dB dB cm deg 1 2412.00 86.50 ------ ------ 72.21 32.01 7.14 30.86 6.00 187 41 AVERAGE

Mode	13	
	Band Edge	
	2400-2483.5_802.11ax HE20_CH01_RU106/53_2412MHz	
ANT	ANT.4B + ANT.5B	
Pol.	Vertical	Fundamental
Peak	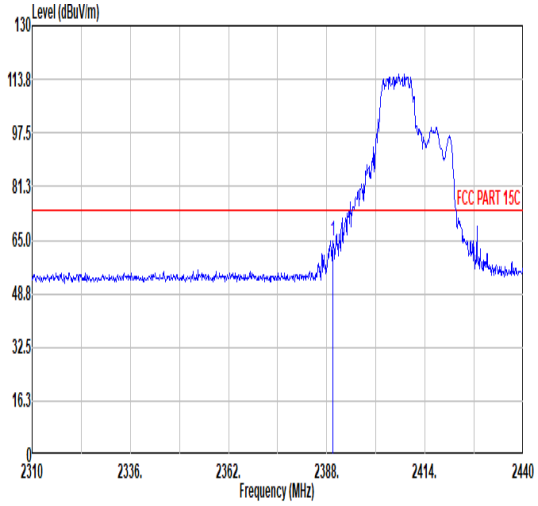 Freq Level Limit Line Margin Read Level Ant Factor Cable Loss Preamp Factor Aux Factor APos TPos Remark MHz dBuV/m dBuV/m dB dBuV dB/m dB dB dB cm deg 1 2389.69 64.68 74.00 -9.32 50.48 31.98 7.11 30.89 6.00 382 8 PEAK	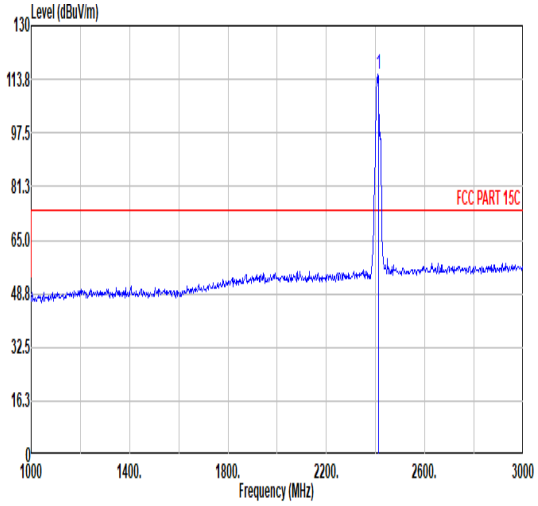 Freq Level Limit Line Margin Read Level Ant Factor Cable Loss Preamp Factor Aux Factor APos TPos Remark MHz dBuV/m dBuV/m dB dBuV dB/m dB dB dB cm deg 1 2412.00 115.39 ------ ------ 101.08 32.01 7.15 30.85 6.00 382 8 PEAK
Avg	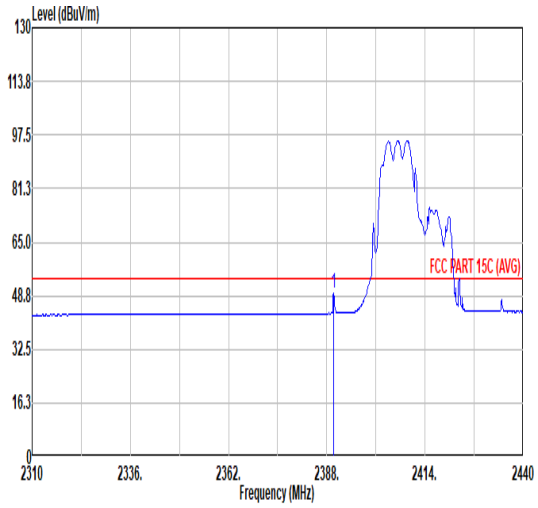 Freq Level Limit Line Margin Read Level Ant Factor Cable Loss Preamp Factor Aux Factor APos TPos Remark MHz dBuV/m dBuV/m dB dBuV dB/m dB dB dB cm deg 1 2389.82 49.69 54.00 -4.31 35.49 31.98 7.11 30.89 6.00 382 8 AVERAGE	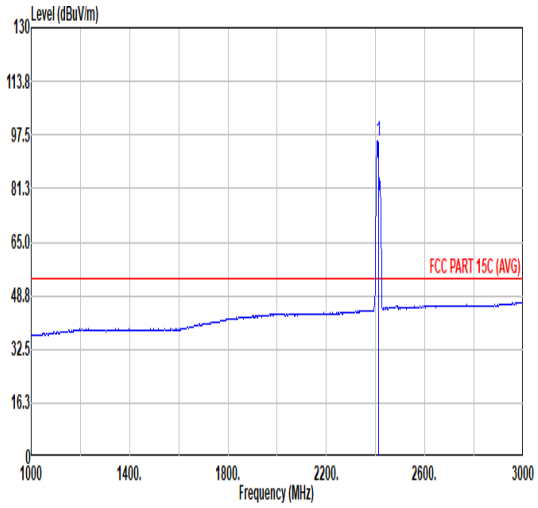 Freq Level Limit Line Margin Read Level Ant Factor Cable Loss Preamp Factor Aux Factor APos TPos Remark MHz dBuV/m dBuV/m dB dBuV dB/m dB dB dB cm deg 1 2412.00 95.54 ------ ------ 81.23 32.01 7.15 30.85 6.00 344 360 AVERAGE

Mode	14	
	Band Edge	
	2400-2483.5_802.11ax HE20_CH11_RU26/8_2462MHz	
ANT	ANT.4B + ANT.5B	
Pol.	Horizontal	Fundamental
Peak	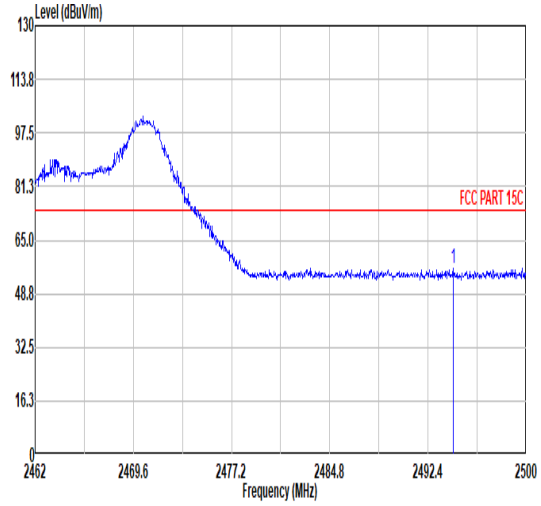 Freq Level Limit Line Margin Read Level Ant Factor Cable Loss Preamp Factor Aux Factor APos TPos Remark MHz dBuV/m dBuV/m dB dBuV dB/m dB dB dB cm deg 1 2494.38 56.27 74.00 -17.73 41.44 32.14 7.31 30.62 6.00 145 36 PEAK	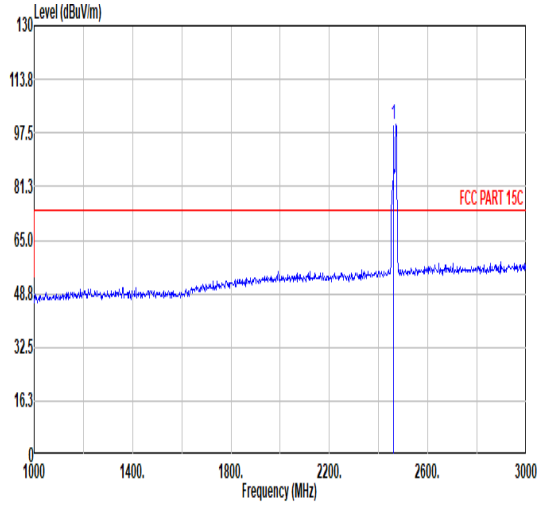 Freq Level Limit Line Margin Read Level Ant Factor Cable Loss Preamp Factor Aux Factor APos TPos Remark MHz dBuV/m dBuV/m dB dBuV dB/m dB dB dB cm deg 1 2462.00 100.29 ------ ------ 85.61 32.10 7.26 30.68 6.00 145 36 PEAK
Avg	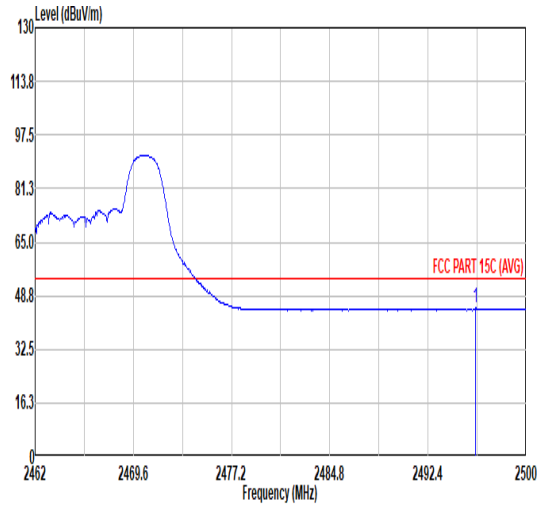 Freq Level Limit Line Margin Read Level Ant Factor Cable Loss Preamp Factor Aux Factor APos TPos Remark MHz dBuV/m dBuV/m dB dBuV dB/m dB dB dB cm deg 1 2496.09 45.01 54.00 -8.99 30.17 32.14 7.31 30.61 6.00 145 36 AVERAGE	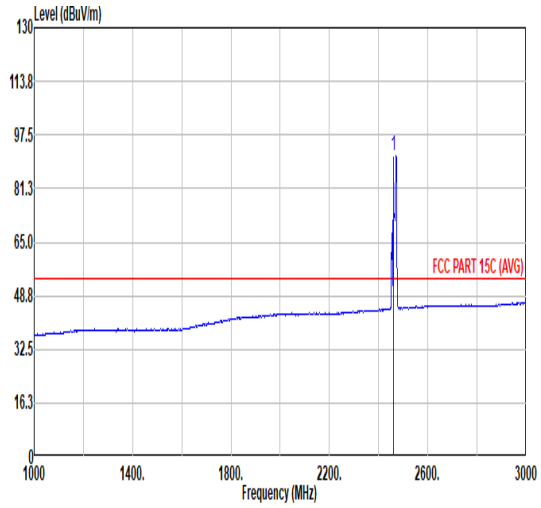 Freq Level Limit Line Margin Read Level Ant Factor Cable Loss Preamp Factor Aux Factor APos TPos Remark MHz dBuV/m dBuV/m dB dBuV dB/m dB dB dB cm deg 1 2462.00 91.19 ------ ------ 76.51 32.10 7.26 30.68 6.00 145 36 AVERAGE

Mode	14	
	Band Edge	
	2400-2483.5_802.11ax HE20_CH11_RU26/8_2462MHz	
ANT	ANT.4B + ANT.5B	
Pol.	Vertical	Fundamental
Peak	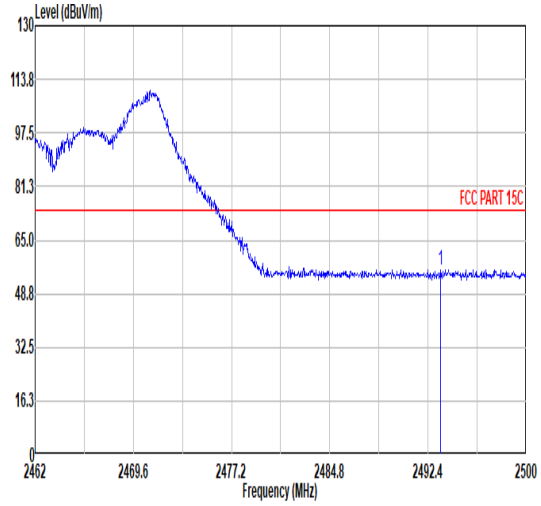 Freq Level Limit Line Margin Read Level Ant Factor Cable Loss Preamp Factor Aux Factor APos TPos Remark MHz dBuV/m dBuV/m dB dBuV dB/m dB dB dB cm deg 1 2493.35 56.15 74.00 -17.85 41.32 32.14 7.31 30.62 6.00 328 360 PEAK	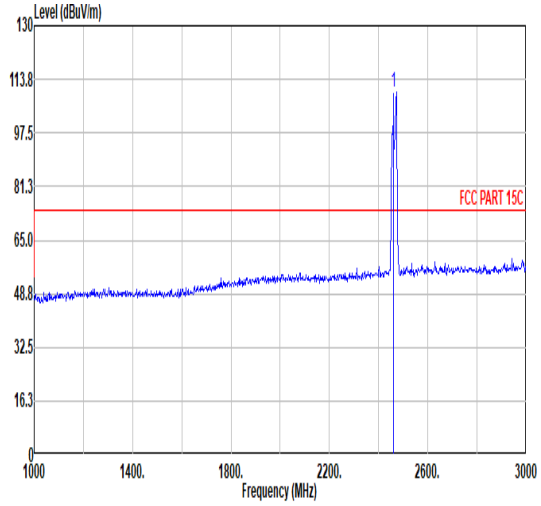 Freq Level Limit Line Margin Read Level Ant Factor Cable Loss Preamp Factor Aux Factor APos TPos Remark MHz dBuV/m dBuV/m dB dBuV dB/m dB dB dB cm deg 1 2462.00 109.68 ------ ------ 94.98 32.11 7.27 30.68 6.00 328 360 PEAK
Avg	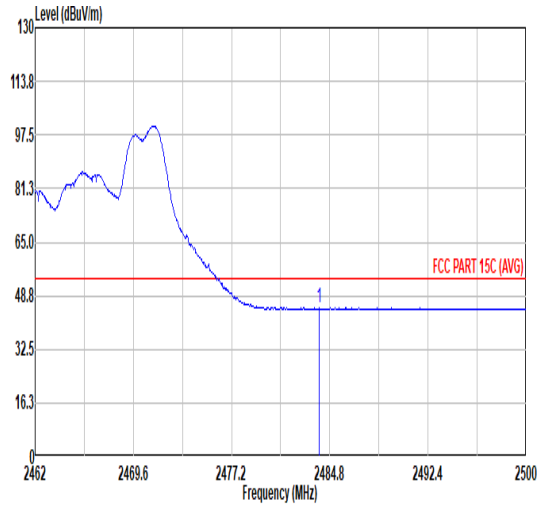 Freq Level Limit Line Margin Read Level Ant Factor Cable Loss Preamp Factor Aux Factor APos TPos Remark MHz dBuV/m dBuV/m dB dBuV dB/m dB dB dB cm deg 1 2484.00 45.10 54.00 -8.90 30.32 32.13 7.29 30.64 6.00 328 360 AVERAGE	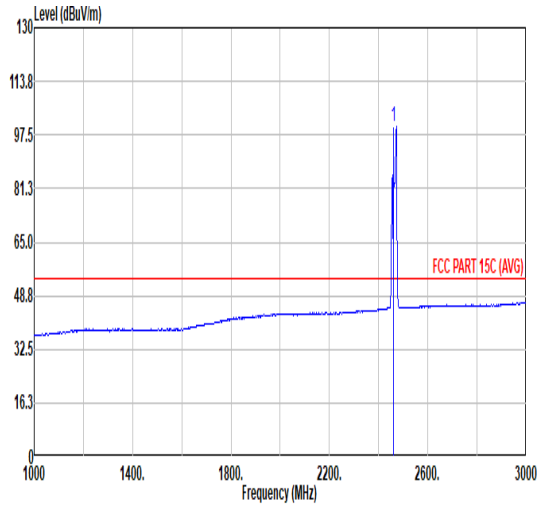 Freq Level Limit Line Margin Read Level Ant Factor Cable Loss Preamp Factor Aux Factor APos TPos Remark MHz dBuV/m dBuV/m dB dBuV dB/m dB dB dB cm deg 1 2462.00 99.91 ------ ------ 85.21 32.11 7.27 30.68 6.00 328 360 AVERAGE

Mode	15	
	Band Edge	
	2400-2483.5_802.11ax HE20_CH11_RU52/40_2462MHz	
ANT	ANT.4B + ANT.5B	
Pol.	Horizontal	Fundamental
Peak	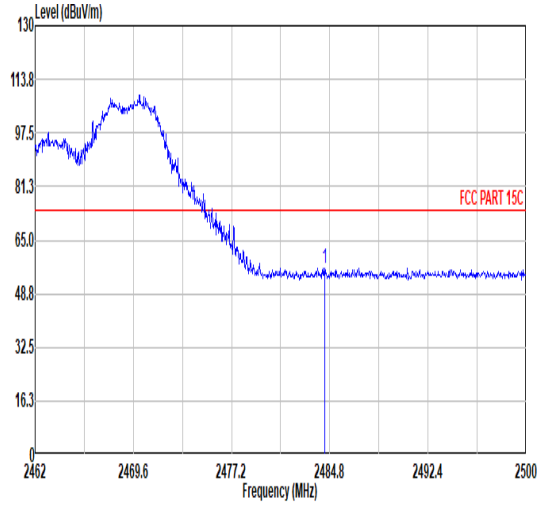 Freq Level Limit Line Margin Read Level Ant Factor Cable Loss Preamp Factor Aux Factor APos TPos Remark MHz dBuV/m dBuV/m dB dBuV dB/m dB dB dB cm deg 1 2484.38 56.43 74.00 -17.57 41.65 32.13 7.29 30.64 6.00 363 310 PEAK	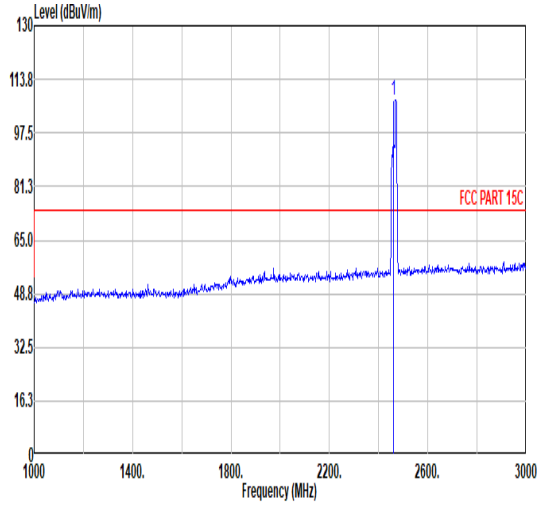 Freq Level Limit Line Margin Read Level Ant Factor Cable Loss Preamp Factor Aux Factor APos TPos Remark MHz dBuV/m dBuV/m dB dBuV dB/m dB dB dB cm deg 1 2462.00 107.68 ------ ------ 93.01 32.10 7.26 30.69 6.00 363 310 PEAK
Avg	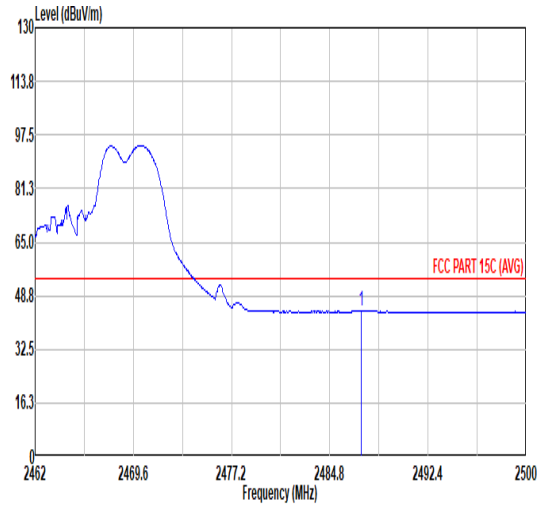 Freq Level Limit Line Margin Read Level Ant Factor Cable Loss Preamp Factor Aux Factor APos TPos Remark MHz dBuV/m dBuV/m dB dBuV dB/m dB dB dB cm deg 1 2487.23 44.02 54.00 -9.98 29.23 32.13 7.30 30.64 6.00 363 310 AVERAGE	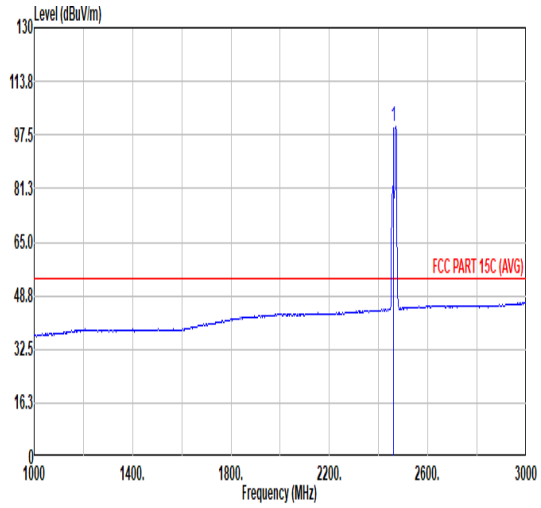 Freq Level Limit Line Margin Read Level Ant Factor Cable Loss Preamp Factor Aux Factor APos TPos Remark MHz dBuV/m dBuV/m dB dBuV dB/m dB dB dB cm deg 1 2462.00 100.05 ------ ------ 85.37 32.10 7.26 30.68 6.00 363 310 AVERAGE

Mode	15	
	Band Edge	
	2400-2483.5_802.11ax HE20_CH11_RU52/40_2462MHz	
ANT	ANT.4B + ANT.5B	
Pol.	Vertical	Fundamental
Peak	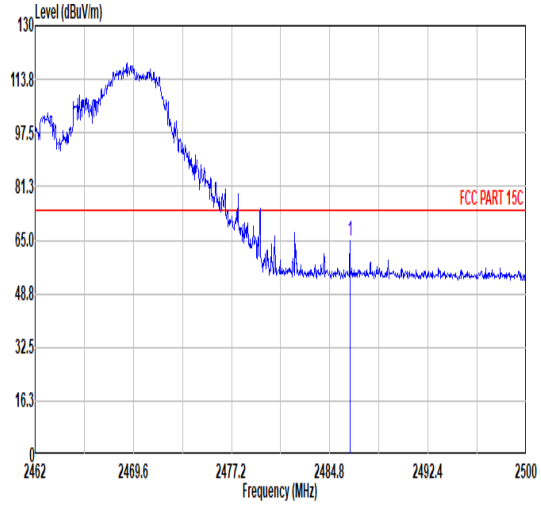 Freq Level Limit Line Margin Read Level Ant Factor Cable Loss Preamp Factor Aux Factor APos TPos Remark MHz dBuV/m dBuV/m dB dBuV dB/m dB dB dB cm deg 1 2486.36 64.72 74.00 -9.28 49.94 32.13 7.29 30.64 6.00 368 360 PEAK	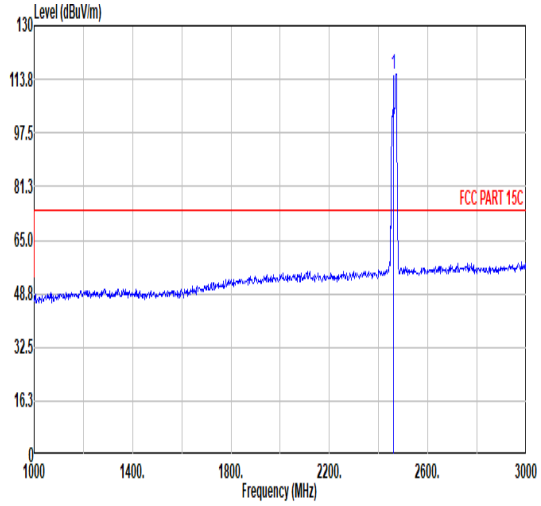 Freq Level Limit Line Margin Read Level Ant Factor Cable Loss Preamp Factor Aux Factor APos TPos Remark MHz dBuV/m dBuV/m dB dBuV dB/m dB dB dB cm deg 1 2462.00 115.11 ------ ------ 100.41 32.11 7.27 30.68 6.00 368 360 PEAK
Avg	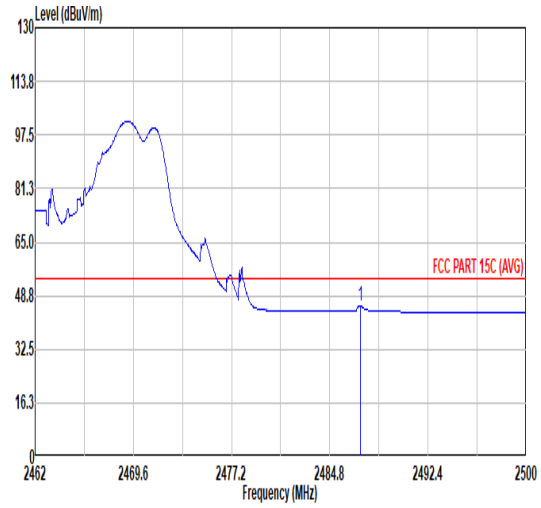 Freq Level Limit Line Margin Read Level Ant Factor Cable Loss Preamp Factor Aux Factor APos TPos Remark MHz dBuV/m dBuV/m dB dBuV dB/m dB dB dB cm deg 1 2487.19 45.66 54.00 -8.34 30.87 32.13 7.30 30.64 6.00 368 360 AVERAGE	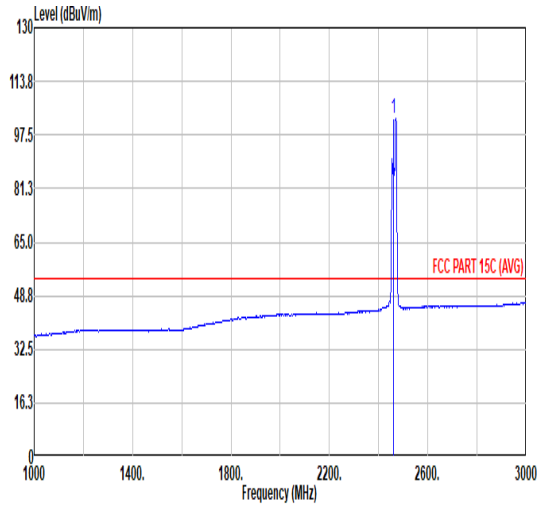 Freq Level Limit Line Margin Read Level Ant Factor Cable Loss Preamp Factor Aux Factor APos TPos Remark MHz dBuV/m dBuV/m dB dBuV dB/m dB dB dB cm deg 1 2462.00 102.77 ------ ------ 88.09 32.10 7.26 30.68 6.00 368 360 AVERAGE

Mode	16	
	Band Edge	
	2400-2483.5_802.11ax HE20_CH11_RU106/54_2462MHz	
ANT	ANT.4B + ANT.5B	
Pol.	Horizontal	Fundamental
Peak	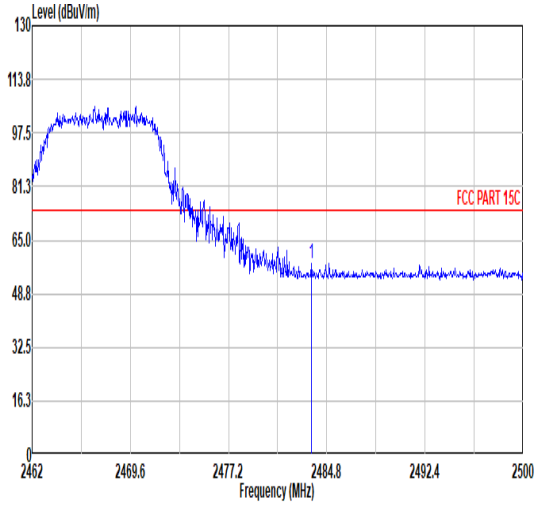 Freq Level Limit Line Margin Read Level Ant Factor Cable Loss Preamp Factor Aux Factor APos TPos Remark MHz dBuV/m dBuV/m dB dBuV dB/m dB dB dB cm deg 1 2483.62 58.05 74.00 -15.95 43.28 32.13 7.29 30.65 6.00 100 72 PEAK	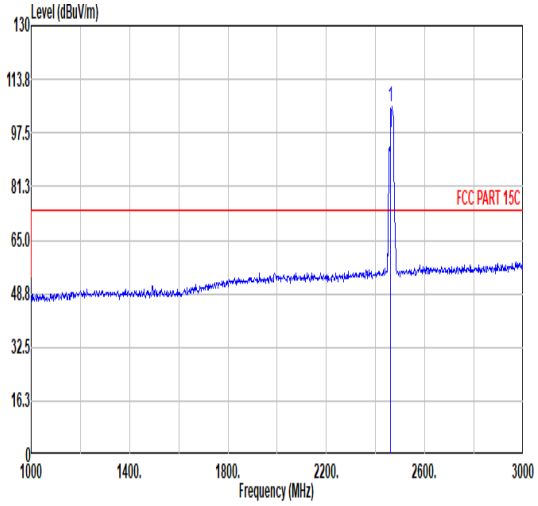 Freq Level Limit Line Margin Read Level Ant Factor Cable Loss Preamp Factor Aux Factor APos TPos Remark MHz dBuV/m dBuV/m dB dBuV dB/m dB dB dB cm deg 1 2462.00 105.32 ------ ------ 90.66 32.10 7.26 30.70 6.00 100 72 PEAK
Avg	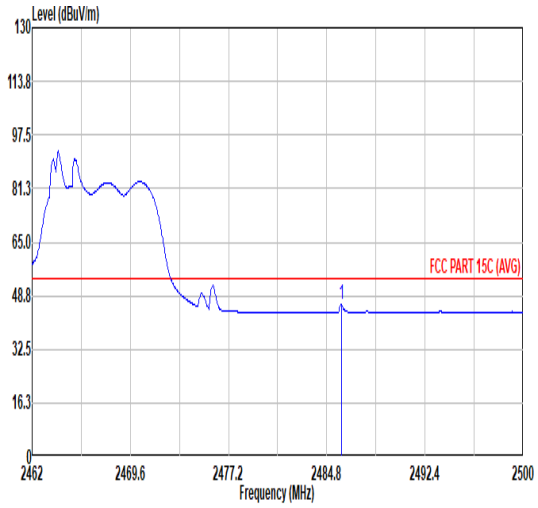 Freq Level Limit Line Margin Read Level Ant Factor Cable Loss Preamp Factor Aux Factor APos TPos Remark MHz dBuV/m dBuV/m dB dBuV dB/m dB dB dB cm deg 1 2485.94 46.23 54.00 -7.77 31.45 32.13 7.29 30.64 6.00 100 72 AVERAGE	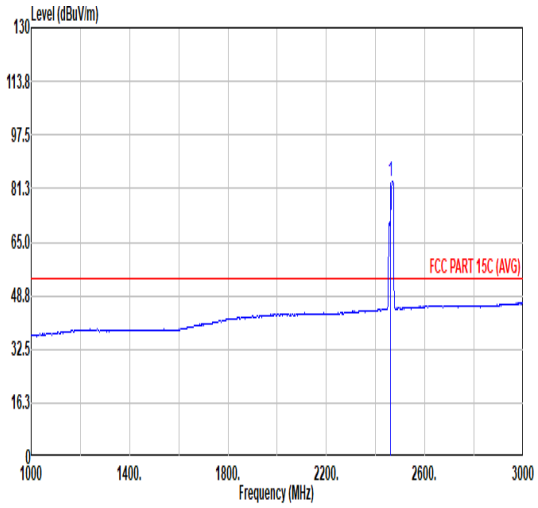 Freq Level Limit Line Margin Read Level Ant Factor Cable Loss Preamp Factor Aux Factor APos TPos Remark MHz dBuV/m dBuV/m dB dBuV dB/m dB dB dB cm deg 1 2462.00 83.48 ------ ------ 68.80 32.10 7.26 30.68 6.00 100 72 AVERAGE

Mode	16	
	Band Edge	
	2400-2483.5_802.11ax HE20_CH11_RU106/54_2462MHz	
ANT	ANT.4B + ANT.5B	
Pol.	Vertical	Fundamental
Peak	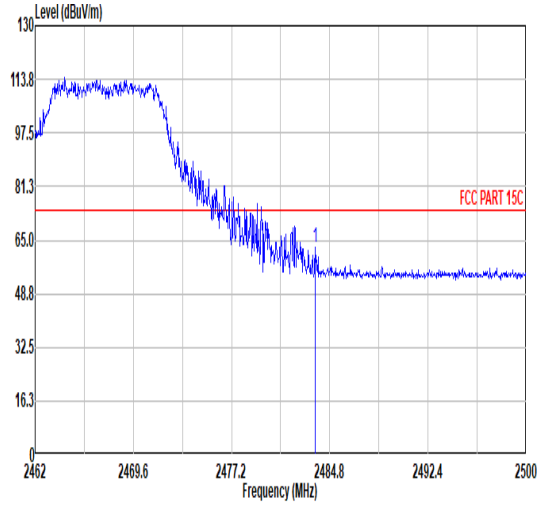 Freq Level Limit Line Margin Read Level Ant Factor Cable Loss Preamp Factor Aux Factor APos TPos Remark MHz dBuV/m dBuV/m dB dBuV dB/m dB dB dB cm deg 1 2483.66 62.93 74.00 -11.07 48.16 32.13 7.29 30.65 6.00 375 360 PEAK	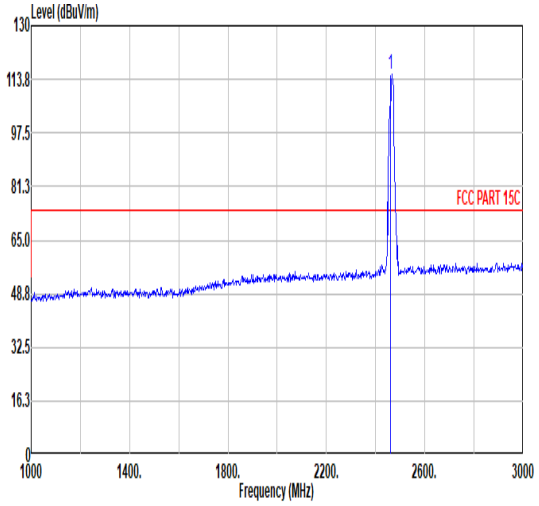 Freq Level Limit Line Margin Read Level Ant Factor Cable Loss Preamp Factor Aux Factor APos TPos Remark MHz dBuV/m dBuV/m dB dBuV dB/m dB dB dB cm deg 1 2462.00 115.40 ------ ------ 100.74 32.10 7.26 30.70 6.00 375 360 PEAK
Avg	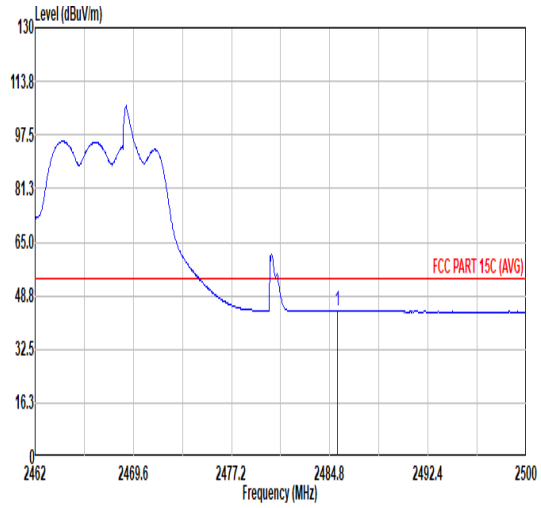 Freq Level Limit Line Margin Read Level Ant Factor Cable Loss Preamp Factor Aux Factor APos TPos Remark MHz dBuV/m dBuV/m dB dBuV dB/m dB dB dB cm deg 1 2485.41 44.13 54.00 -9.87 29.35 32.13 7.29 30.64 6.00 375 360 AVERAGE	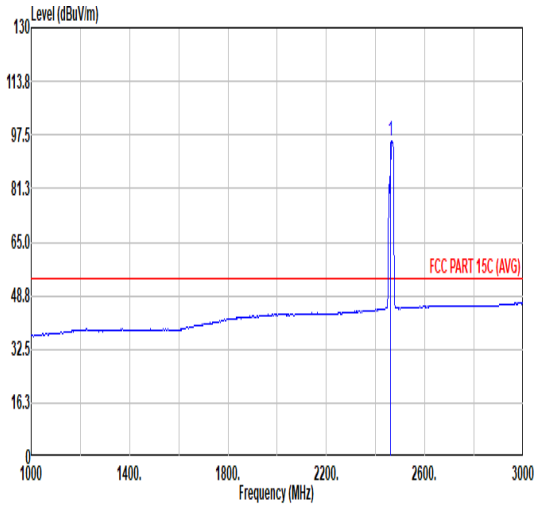 Freq Level Limit Line Margin Read Level Ant Factor Cable Loss Preamp Factor Aux Factor APos TPos Remark MHz dBuV/m dBuV/m dB dBuV dB/m dB dB dB cm deg 1 2462.00 95.86 ------ ------ 81.21 32.10 7.25 30.70 6.00 375 360 AVERAGE

Mode	17	
	Band Edge - L	
	2400-2483.5_802.11ax HE40_CH03_Full RU _2422MHz	
ANT	ANT.4B + ANT.5B	
Pol.	Horizontal	Fundamental
Peak	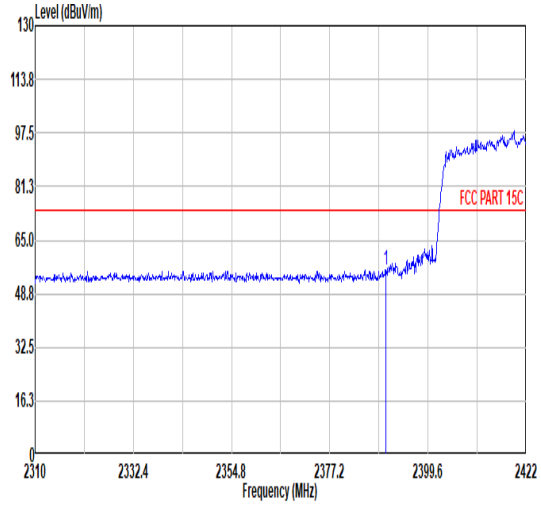 Freq Level Limit Line Margin Read Level Ant Factor Cable Loss Preamp Factor Aux Factor APos TPos Remark MHz dBuV/m dBuV/m dB dBuV dB/m dB dB dB cm deg 1 2389.97 55.76 74.00 -18.24 41.56 31.98 7.11 30.89 6.00 100 143 PEAK	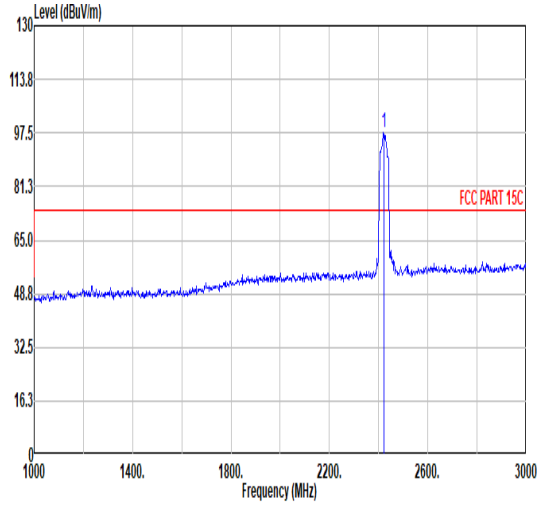 Freq Level Limit Line Margin Read Level Ant Factor Cable Loss Preamp Factor Aux Factor APos TPos Remark MHz dBuV/m dBuV/m dB dBuV dB/m dB dB dB cm deg 1 2422.00 97.39 ------ ------ 83.01 32.03 7.17 30.82 6.00 100 143 PEAK
Avg	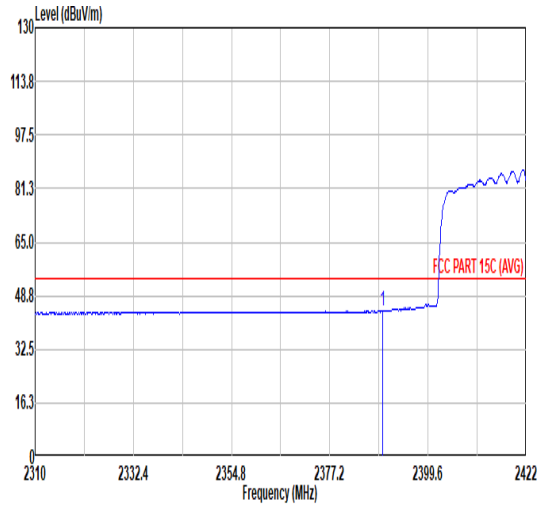 Freq Level Limit Line Margin Read Level Ant Factor Cable Loss Preamp Factor Aux Factor APos TPos Remark MHz dBuV/m dBuV/m dB dBuV dB/m dB dB dB cm deg 1 2389.18 44.26 54.00 -9.74 30.06 31.98 7.11 30.89 6.00 100 143 AVERAGE	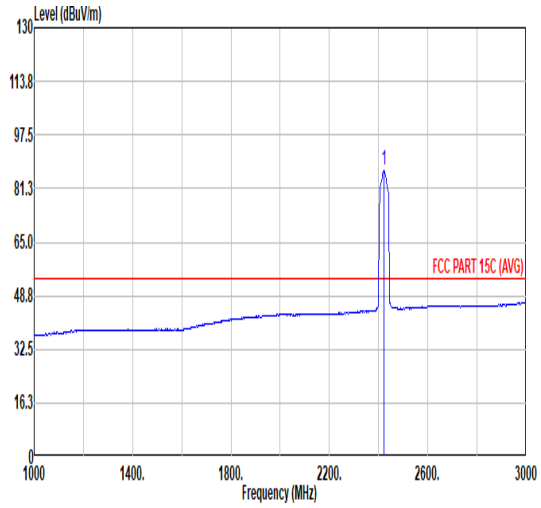 Freq Level Limit Line Margin Read Level Ant Factor Cable Loss Preamp Factor Aux Factor APos TPos Remark MHz dBuV/m dBuV/m dB dBuV dB/m dB dB dB cm deg 1 2422.00 86.67 ------ ------ 72.29 32.03 7.17 30.82 6.00 100 143 AVERAGE

Mode	17	
	Band Edge - R	
	2400-2483.5_802.11ax HE40_CH03_Full RU _2422MHz	
ANT	ANT.4B + ANT.5B	
Pol.	Horizontal	Fundamental
Peak	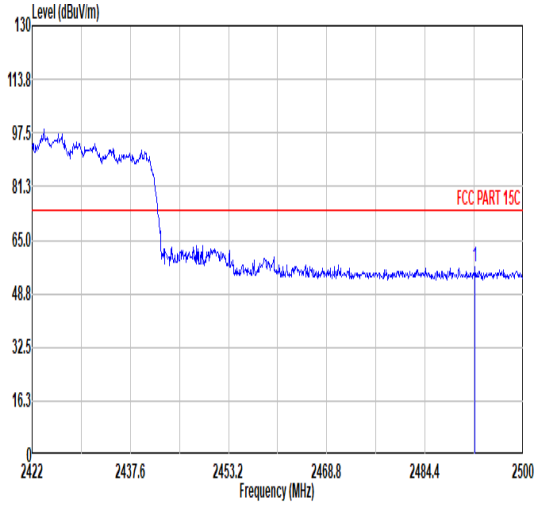 Freq Level Limit Line Margin Read Level Ant Factor Cable Loss Preamp Factor Aux Factor APos TPos Remark MHz dBuV/m dBuV/m dB dBuV dB/m dB dB dB cm deg 1 2492.36 57.14 74.00 -16.86 42.31 32.14 7.31 30.62 6.00 100 143 PEAK	Blank
Avg	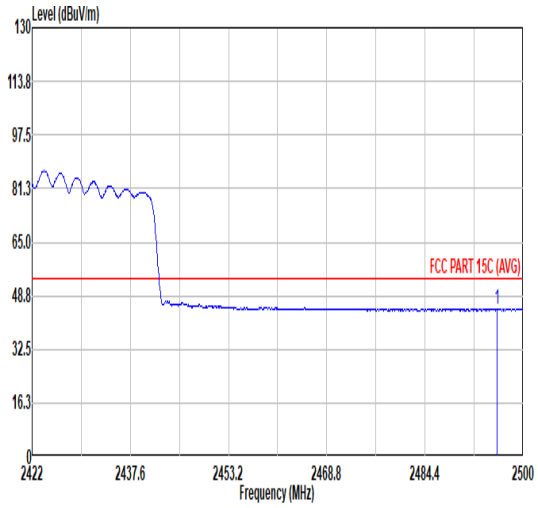 Freq Level Limit Line Margin Read Level Ant Factor Cable Loss Preamp Factor Aux Factor APos TPos Remark MHz dBuV/m dBuV/m dB dBuV dB/m dB dB dB cm deg 1 2495.87 44.67 54.00 -9.33 29.83 32.14 7.31 30.61 6.00 100 143 AVERAGE	Blank

Mode	17	
	Band Edge - L	
	2400-2483.5_802.11ax HE40_CH03_Full RU _2422MHz	
ANT	ANT.4B + ANT.5B	
Pol.	Vertical	Fundamental
Peak	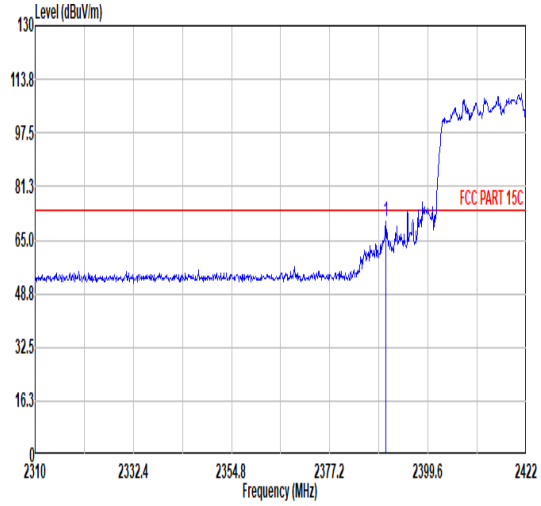 Freq Level Limit Line Over Limit Read Level Ant Factor Cable Loss Preamp Factor Aux Factor APos TPos Remark MHz dBuV/m dBuV/m dB dBuV dB/m dB dB dB cm deg 1 2389.97 70.80 74.00 -3.20 56.60 31.98 7.11 30.89 6.00 276 360 Peak	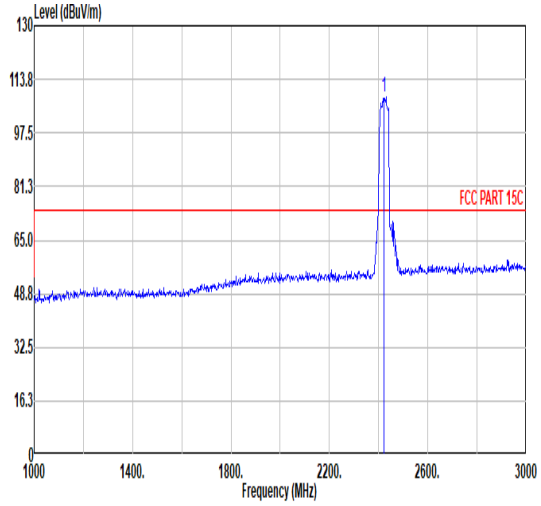 Freq Level Limit Line Margin Read Level Ant Factor Cable Loss Preamp Factor Aux Factor APos TPos Remark MHz dBuV/m dBuV/m dB dBuV dB/m dB dB dB cm deg 1 2422.00 108.49 ------ ------ 94.06 32.04 7.19 30.80 6.00 276 360 PEAK
Avg	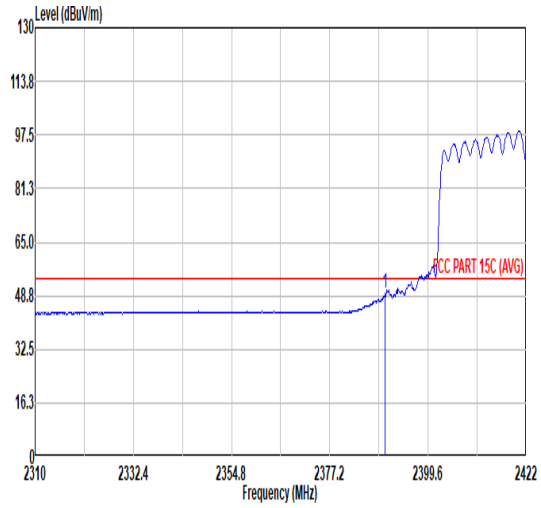 Freq Level Limit Line Margin Read Level Ant Factor Cable Loss Preamp Factor Aux Factor APos TPos Remark MHz dBuV/m dBuV/m dB dBuV dB/m dB dB dB cm deg 1 2389.86 49.45 54.00 -4.55 35.25 31.98 7.11 30.89 6.00 276 360 AVERAGE	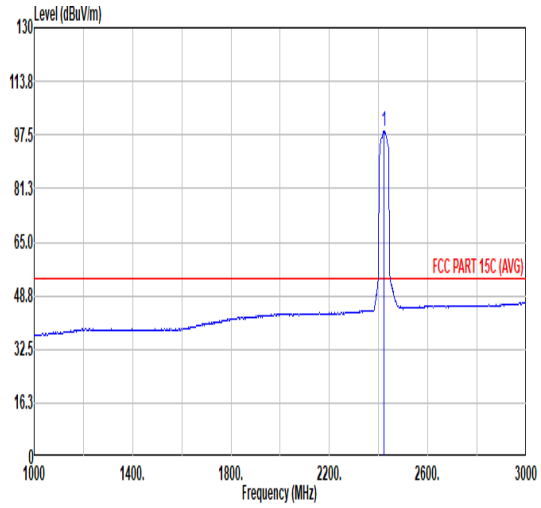 Freq Level Limit Line Margin Read Level Ant Factor Cable Loss Preamp Factor Aux Factor APos TPos Remark MHz dBuV/m dBuV/m dB dBuV dB/m dB dB dB cm deg 1 2422.00 98.67 ------ ------ 84.26 32.04 7.18 30.81 6.00 276 360 AVERAGE

Mode	17	
	Band Edge - R	
	2400-2483.5_802.11ax HE40_CH03_Full RU _2422MHz	
ANT	ANT.4B + ANT.5B	
Pol.	Vertical	Fundamental
Peak	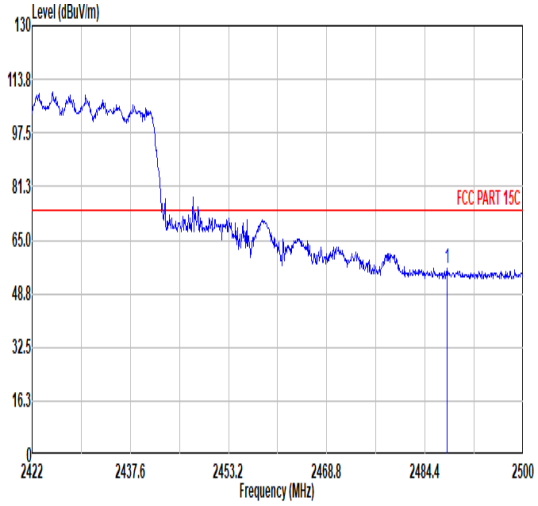 Freq Level Limit Line Margin Read Level Ant Factor Cable Loss Preamp Factor Aux Factor APos TPos Remark MHz dBuV/m dBuV/m dB dBuV dB/m dB dB dB cm deg 1 2487.91 56.56 74.00 -17.44 41.76 32.13 7.30 30.63 6.00 276 360 PEAK	Blank
Avg	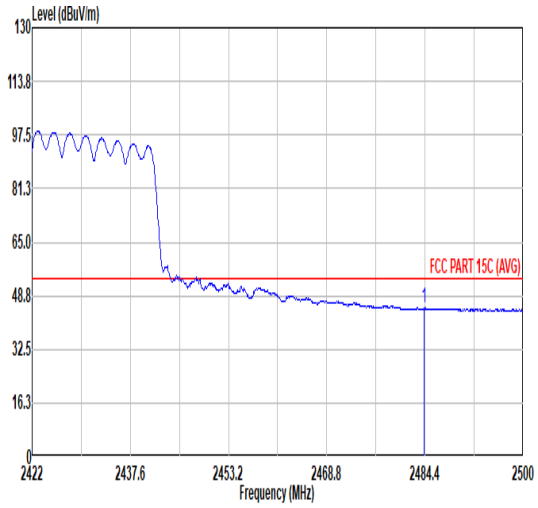 Freq Level Limit Line Margin Read Level Ant Factor Cable Loss Preamp Factor Aux Factor APos TPos Remark MHz dBuV/m dBuV/m dB dBuV dB/m dB dB dB cm deg 1 2484.24 44.93 54.00 -9.07 30.15 32.13 7.29 30.64 6.00 276 360 AVERAGE	Blank

Mode	17	
	Harmonic	
	2400-2483.5_802.11ax HE40_CH03_Full RU _2422MHz	
ANT	ANT.4B + ANT.5B	
Pol.	Horizontal	Vertical
Peak Avg	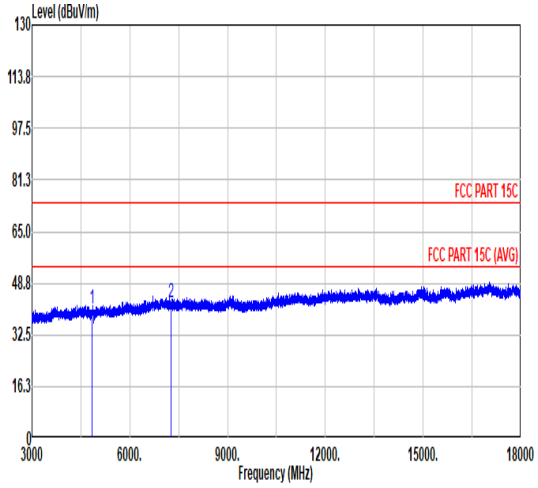 Freq Level Limit Line Margin Read Level Ant Factor Cable Loss Preamp Factor Aux Factor APos TPos Remark MHz dBuV/m dBuV/m dB dBuV dB/m dB dB dB cm deg 1 4844.00 40.88 74.00 -33.12 61.87 34.10 10.34 65.43 0.00 300 360 PEAK 2 7266.00 42.88 74.00 -31.12 59.49 35.80 12.81 65.22 0.00 300 360 PEAK	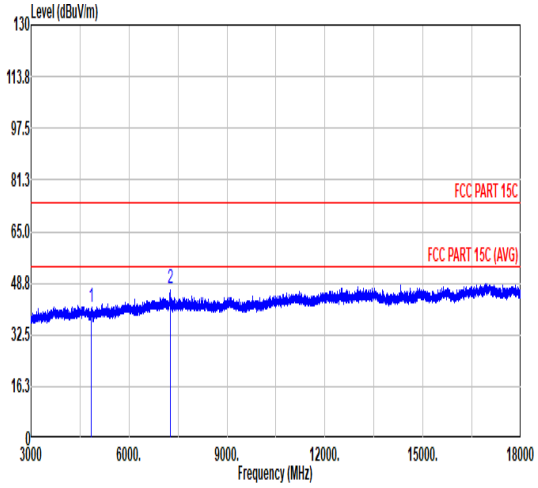 Freq Level Limit Line Margin Read Level Ant Factor Cable Loss Preamp Factor Aux Factor APos TPos Remark MHz dBuV/m dBuV/m dB dBuV dB/m dB dB dB cm deg 1 4844.00 41.08 74.00 -32.92 62.07 34.10 10.34 65.43 0.00 100 360 PEAK 2 7266.00 46.86 74.00 -27.14 63.47 35.80 12.81 65.22 0.00 100 360 PEAK

Mode	18	
	Band Edge - L	
	2400-2483.5_802.11ax HE40_CH06_Full RU _2437MHz	
ANT	ANT.4B + ANT.5B	
Pol.	Horizontal	Fundamental
Peak	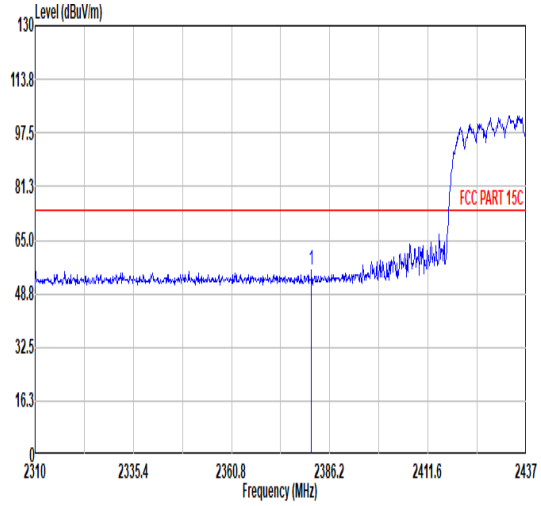 Freq Level Limit Line Margin Read Level Ant Factor Cable Loss Preamp Factor Aux Factor APos TPos Remark MHz dBuV/m dBuV/m dB dBuV dB/m dB dB dB cm deg 1 2381.50 55.94 74.00 -18.06 41.77 31.96 7.10 30.89 6.00 384 35 PEAK	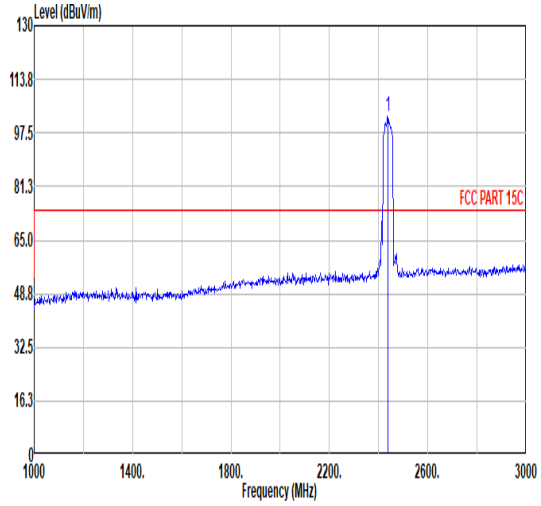 Freq Level Limit Line Margin Read Level Ant Factor Cable Loss Preamp Factor Aux Factor APos TPos Remark MHz dBuV/m dBuV/m dB dBuV dB/m dB dB dB cm deg 1 2437.00 102.60 ------ ------ 88.13 32.05 7.20 30.78 6.00 384 35 PEAK
Avg	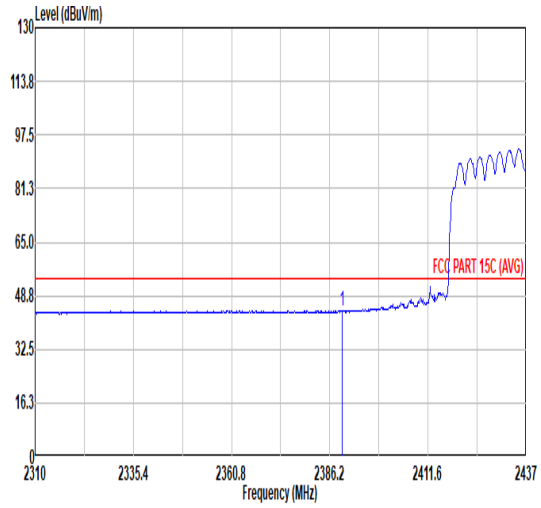 Freq Level Limit Line Margin Read Level Ant Factor Cable Loss Preamp Factor Aux Factor APos TPos Remark MHz dBuV/m dBuV/m dB dBuV dB/m dB dB dB cm deg 1 2389.38 44.20 54.00 -9.80 30.00 31.98 7.11 30.89 6.00 384 35 AVERAGE	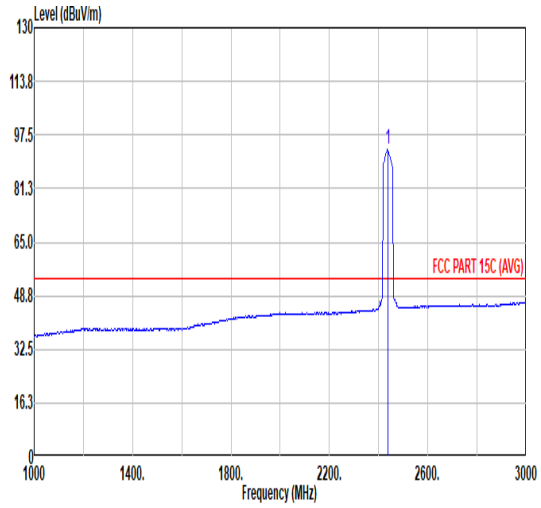 Freq Level Limit Line Margin Read Level Ant Factor Cable Loss Preamp Factor Aux Factor APos TPos Remark MHz dBuV/m dBuV/m dB dBuV dB/m dB dB dB cm deg 1 2437.00 93.11 ------ ------ 78.64 32.05 7.20 30.78 6.00 384 35 AVERAGE

Mode	18	
	Band Edge - R	
	2400-2483.5_802.11ax HE40_CH06_Full RU _2437MHz	
ANT	ANT.4B + ANT.5B	
Pol.	Horizontal	Fundamental
Peak	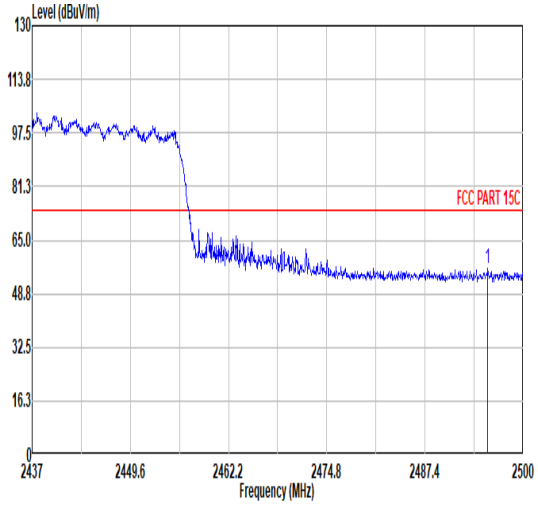 Freq Level Limit Line Margin Read Level Ant Factor Cable Loss Preamp Factor Aux Factor APos TPos Remark MHz dBuV/m dBuV/m dB dBuV dB/m dB dB dB cm deg 1 2495.46 56.19 74.00 -17.81 41.35 32.14 7.31 30.61 6.00 384 35 PEAK	Blank
Avg	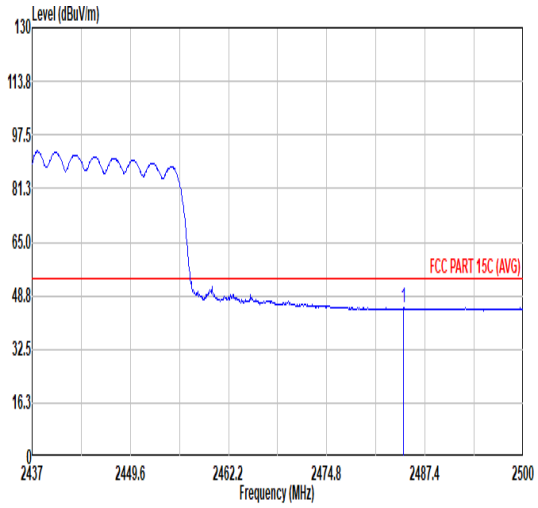 Freq Level Limit Line Margin Read Level Ant Factor Cable Loss Preamp Factor Aux Factor APos TPos Remark MHz dBuV/m dBuV/m dB dBuV dB/m dB dB dB cm deg 1 2484.63 44.95 54.00 -9.05 30.17 32.13 7.29 30.64 6.00 384 35 AVERAGE	Blank

Mode	18	
	Band Edge - L	
	2400-2483.5_802.11ax HE40_CH06_Full RU _2437MHz	
ANT	ANT.4B + ANT.5B	
Pol.	Vertical	Fundamental
Peak	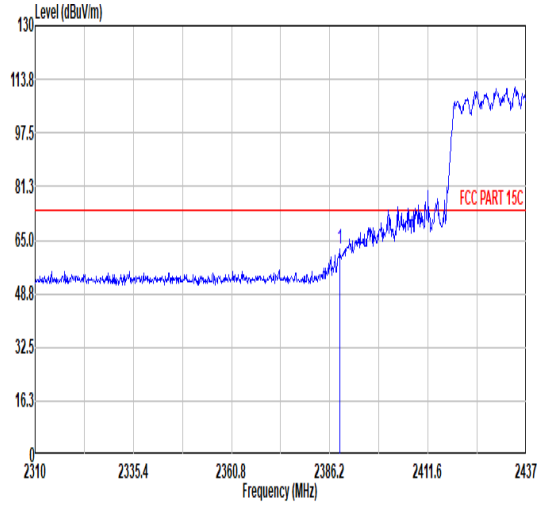 Freq Level Limit Line Margin Read Level Ant Factor Cable Loss Preamp Factor Aux Factor APos TPos Remark MHz dBuV/m dBuV/m dB dBuV dB/m dB dB dB cm deg 1 2388.74 62.40 74.00 -11.60 48.20 31.98 7.11 30.89 6.00 394 359 PEAK	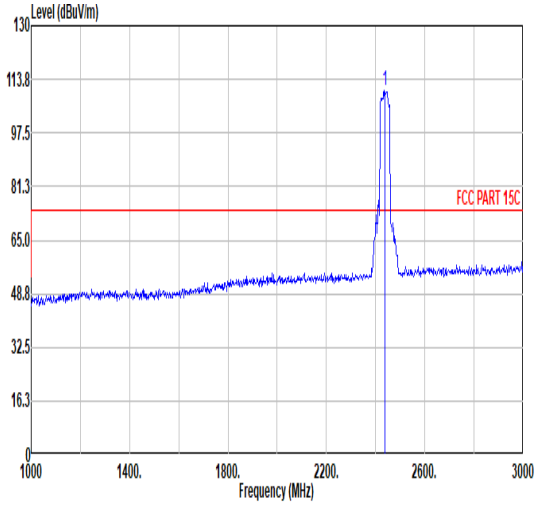 Freq Level Limit Line Margin Read Level Ant Factor Cable Loss Preamp Factor Aux Factor APos TPos Remark MHz dBuV/m dBuV/m dB dBuV dB/m dB dB dB cm deg 1 2437.00 110.59 ------ ------ 96.13 32.05 7.19 30.78 6.00 394 359 PEAK
Avg	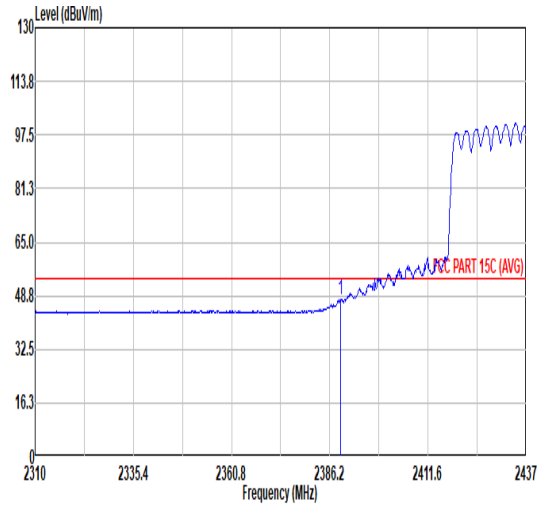 Freq Level Limit Line Margin Read Level Ant Factor Cable Loss Preamp Factor Aux Factor APos TPos Remark MHz dBuV/m dBuV/m dB dBuV dB/m dB dB dB cm deg 1 2388.99 47.76 54.00 -6.24 33.56 31.98 7.11 30.89 6.00 394 359 AVERAGE	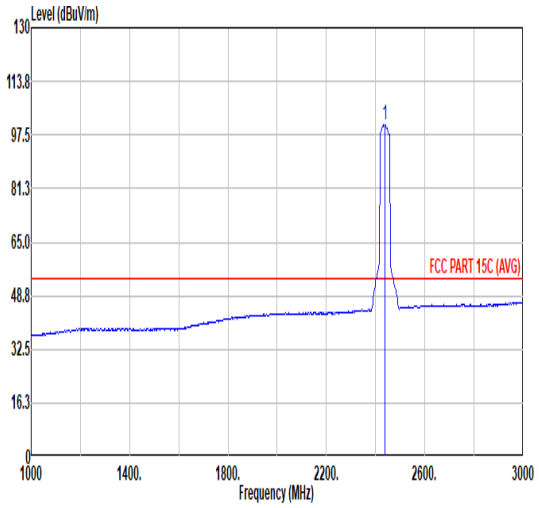 Freq Level Limit Line Margin Read Level Ant Factor Cable Loss Preamp Factor Aux Factor APos TPos Remark MHz dBuV/m dBuV/m dB dBuV dB/m dB dB dB cm deg 1 2437.00 100.76 ------ ------ 86.29 32.05 7.20 30.78 6.00 394 359 AVERAGE

Mode	18	
	Band Edge - R	
	2400-2483.5_802.11ax HE40_CH06_Full RU _2437MHz	
ANT	ANT.4B + ANT.5B	
Pol.	Vertical	Fundamental
Peak	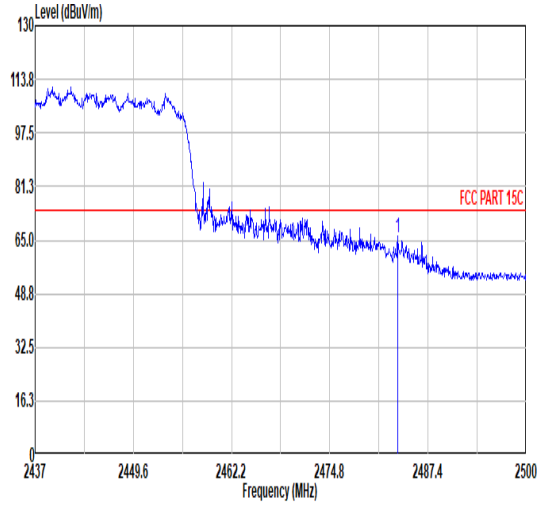 Freq Level Limit Line Margin Read Level Ant Factor Cable Loss Preamp Factor Aux Factor APos TPos Remark MHz dBuV/m dBuV/m dB dBuV dB/m dB dB dB cm deg 1 2483.56 65.86 74.00 -8.14 51.09 32.13 7.29 30.65 6.00 394 359 PEAK	Blank
Avg	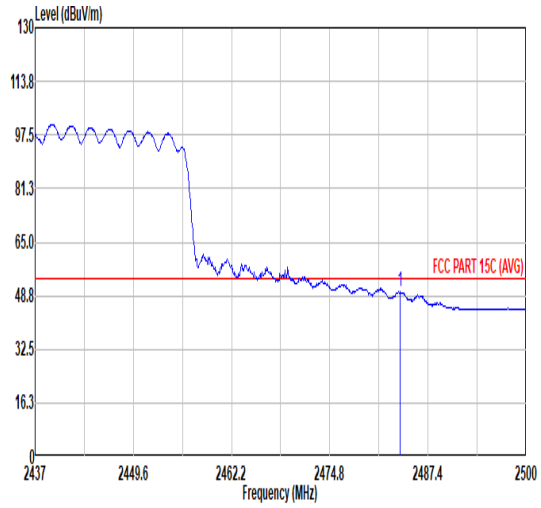 Freq Level Limit Line Margin Read Level Ant Factor Cable Loss Preamp Factor Aux Factor APos TPos Remark MHz dBuV/m dBuV/m dB dBuV dB/m dB dB dB cm deg 1 2483.81 49.95 54.00 -4.05 35.18 32.13 7.29 30.65 6.00 394 359 AVERAGE	Blank

Mode	18	
	Harmonic	
	2400-2483.5_802.11ax HE40_CH06_Full RU _2437MHz	
ANT	ANT.4B + ANT.5B	
Pol.	Horizontal	Vertical
Peak Avg	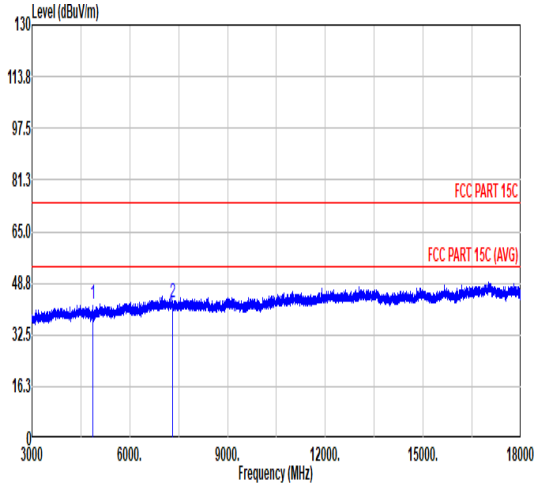 Freq Level Limit Line Margin Read Level Ant Factor Cable Loss Preamp Factor Aux Factor APos TPos Remark MHz dBuV/m dBuV/m dB dBuV dB/m dB dB dB cm deg 1 4874.00 42.21 74.00 -31.79 63.17 34.10 10.38 65.44 0.00 300 360 PEAK 2 7311.00 42.91 74.00 -31.09 59.54 35.80 12.82 65.25 0.00 300 360 PEAK	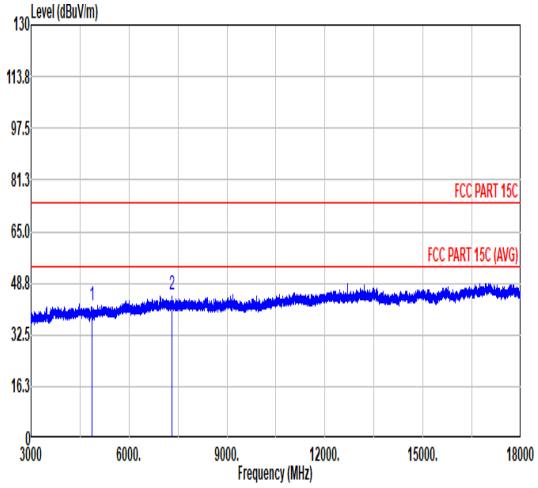 Freq Level Limit Line Margin Read Level Ant Factor Cable Loss Preamp Factor Aux Factor APos TPos Remark MHz dBuV/m dBuV/m dB dBuV dB/m dB dB dB cm deg 1 4874.00 41.89 74.00 -32.11 62.85 34.10 10.38 65.44 0.00 100 360 PEAK 2 7311.00 45.34 74.00 -28.66 61.97 35.80 12.82 65.25 0.00 100 360 PEAK

Mode	19	
	Band Edge - L	
	2400-2483.5_802.11ax HE40_CH08_Full RU _2447MHz	
ANT	ANT.4B + ANT.5B	
Pol.	Horizontal	Fundamental
Peak	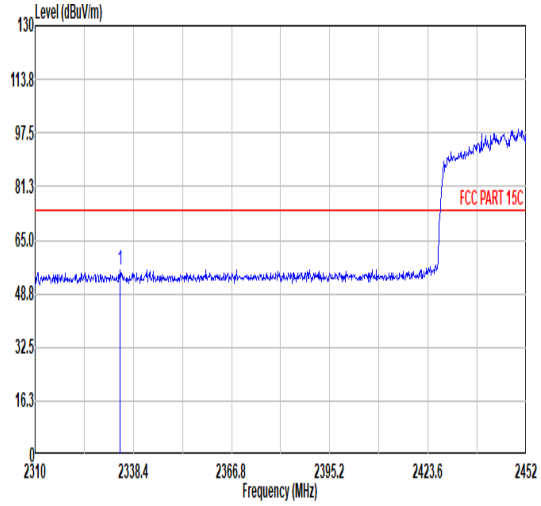 Freq Level Limit Line Margin Read Level Ant Factor Cable Loss Preamp Factor Aux Factor APos TPos Remark MHz dBuV/m dBuV/m dB dBuV dB/m dB dB dB cm deg 1 2334.57 56.10 74.00 -17.90 40.57 31.86 8.60 30.93 6.00 362 215 PEAK	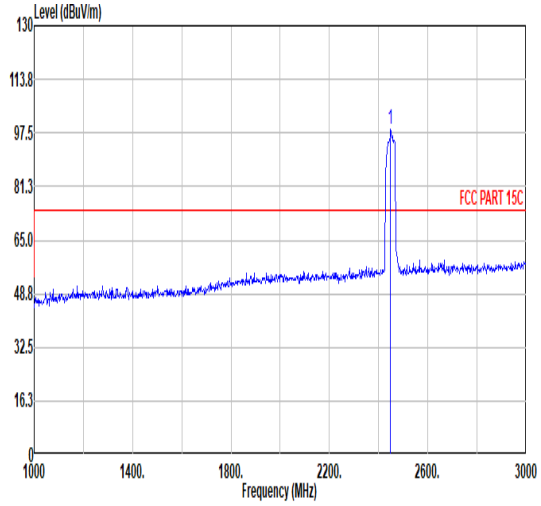 Freq Level Limit Line Margin Read Level Ant Factor Cable Loss Preamp Factor Aux Factor APos TPos Remark MHz dBuV/m dBuV/m dB dBuV dB/m dB dB dB cm deg 1 2447.00 98.36 ------ ------ 82.10 32.07 8.94 30.75 6.00 362 215 PEAK
Avg	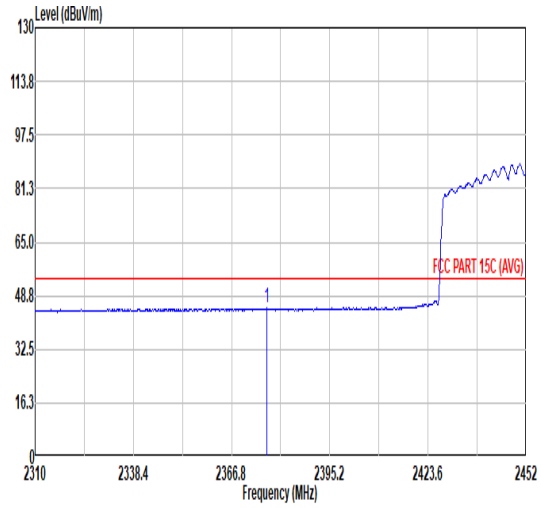 Freq Level Limit Line Margin Read Level Ant Factor Cable Loss Preamp Factor Aux Factor APos TPos Remark MHz dBuV/m dBuV/m dB dBuV dB/m dB dB dB cm deg 1 2376.88 44.93 54.00 -9.07 29.15 31.95 8.73 30.90 6.00 362 215 AVERAGE	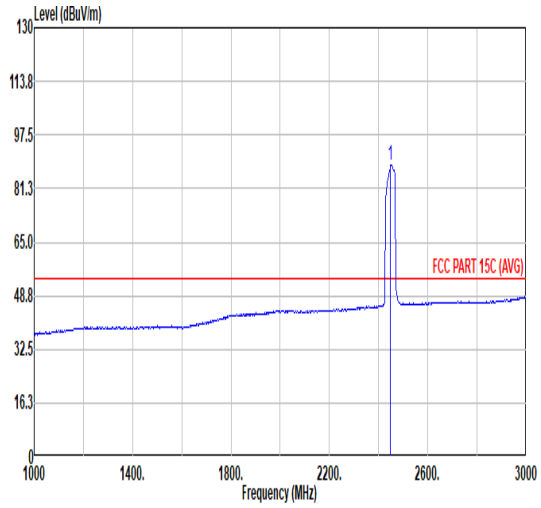 Freq Level Limit Line Margin Read Level Ant Factor Cable Loss Preamp Factor Aux Factor APos TPos Remark MHz dBuV/m dBuV/m dB dBuV dB/m dB dB dB cm deg 1 2447.00 88.46 ------ ------ 72.17 32.08 8.95 30.74 6.00 362 215 AVERAGE

Mode	19	
	Band Edge - R	
	2400-2483.5_802.11ax HE40_CH08_Full RU _2447MHz	
ANT	ANT.4B + ANT.5B	
Pol.	Horizontal	Fundamental
Peak	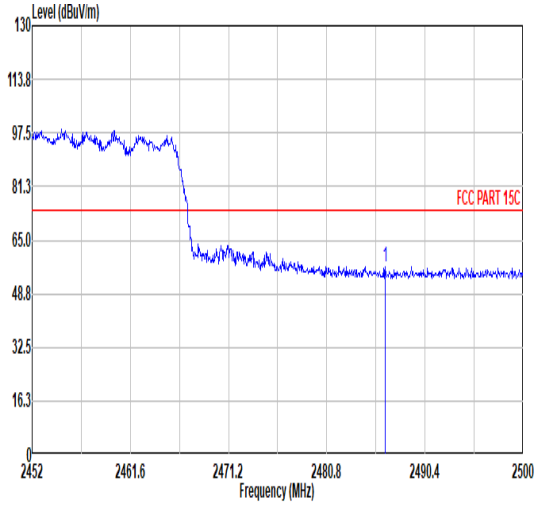 Freq Level Limit Line Margin Read Level Ant Factor Cable Loss Preamp Factor Aux Factor APos TPos Remark MHz dBuV/m dBuV/m dB dBuV dB/m dB dB dB cm deg 1 2486.51 56.98 74.00 -17.02 40.43 32.13 9.06 30.64 6.00 362 215 PEAK	Blank
Avg	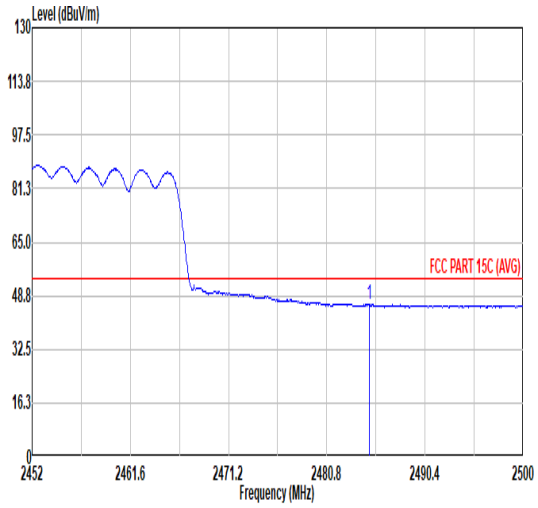 Freq Level Limit Line Margin Read Level Ant Factor Cable Loss Preamp Factor Aux Factor APos TPos Remark MHz dBuV/m dBuV/m dB dBuV dB/m dB dB dB cm deg 1 2484.93 46.07 54.00 -7.93 29.53 32.13 9.05 30.64 6.00 362 215 AVERAGE	Blank

Mode	19	
	Band Edge - L	
	2400-2483.5_802.11ax HE40_CH08_Full RU _2447MHz	
ANT	ANT.4B + ANT.5B	
Pol.	Vertical	Fundamental
Peak	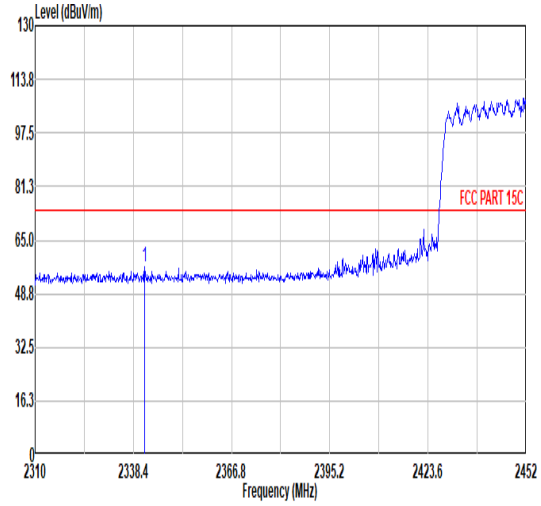 Freq Level Limit Line Margin Read Level Ant Factor Cable Loss Preamp Factor Aux Factor APos TPos Remark MHz dBuV/m dBuV/m dB dBuV dB/m dB dB dB cm deg 1 2341.67 56.88 74.00 -17.12 41.32 31.87 8.62 30.93 6.00 109 187 PEAK	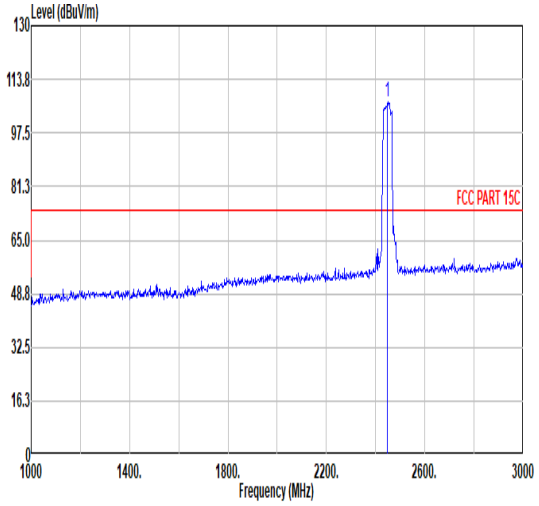 Freq Level Limit Line Margin Read Level Ant Factor Cable Loss Preamp Factor Aux Factor APos TPos Remark MHz dBuV/m dBuV/m dB dBuV dB/m dB dB dB cm deg 1 2447.00 106.87 ------ ------ 90.58 32.08 8.95 30.74 6.00 109 187 PEAK
Avg	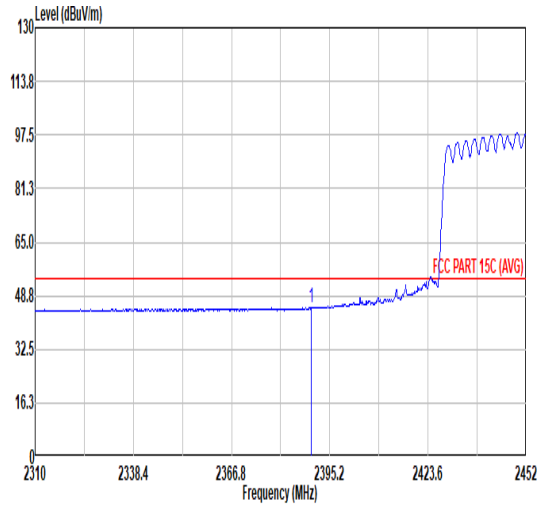 Freq Level Limit Line Margin Read Level Ant Factor Cable Loss Preamp Factor Aux Factor APos TPos Remark MHz dBuV/m dBuV/m dB dBuV dB/m dB dB dB cm deg 1 2389.95 45.16 54.00 -8.84 29.30 31.98 8.77 30.89 6.00 109 187 AVERAGE	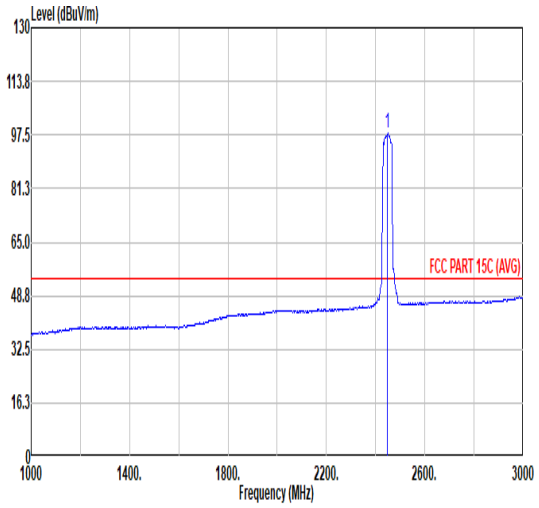 Freq Level Limit Line Margin Read Level Ant Factor Cable Loss Preamp Factor Aux Factor APos TPos Remark MHz dBuV/m dBuV/m dB dBuV dB/m dB dB dB cm deg 1 2447.00 98.07 ------ ------ 81.78 32.08 8.95 30.74 6.00 109 187 AVERAGE

Mode	19	
	Band Edge - R	
	2400-2483.5_802.11ax HE40_CH08_Full RU _2447MHz	
ANT	ANT.4B + ANT.5B	
Pol.	Vertical	Fundamental
Peak	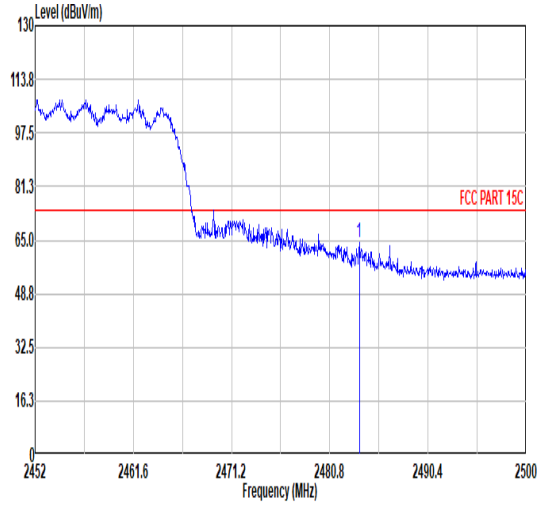 Freq Level Limit Line Margin Read Level Ant Factor Cable Loss Preamp Factor Aux Factor APos TPos Remark MHz dBuV/m dBuV/m dB dBuV dB/m dB dB dB cm deg 1 2483.68 64.17 74.00 -9.83 47.64 32.13 9.05 30.65 6.00 109 187 PEAK	Blank
Avg	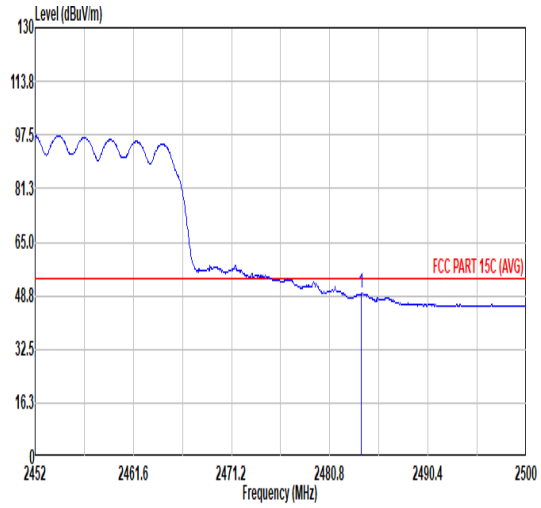 Freq Level Limit Line Margin Read Level Ant Factor Cable Loss Preamp Factor Aux Factor APos TPos Remark MHz dBuV/m dBuV/m dB dBuV dB/m dB dB dB cm deg 1 2483.87 49.35 54.00 -4.65 32.82 32.13 9.05 30.65 6.00 109 187 AVERAGE	Blank

Mode	20	
	Band Edge - L	
	2400-2483.5_802.11ax HE40_CH09_Full RU _2452MHz	
ANT	ANT.4B + ANT.5B	
Pol.	Horizontal	Fundamental
Peak	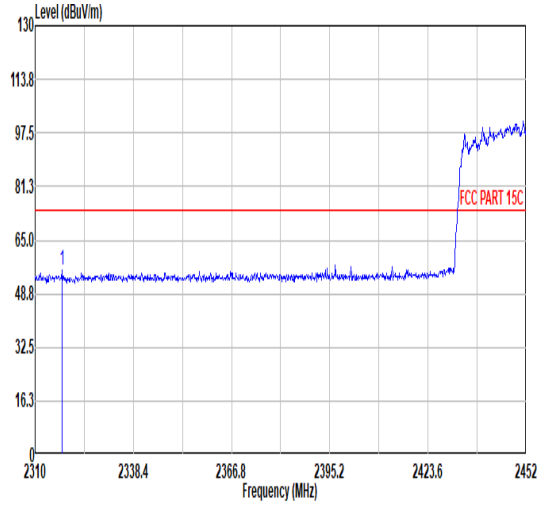 Freq Level Limit Line Margin Read Level Ant Factor Cable Loss Preamp Factor Aux Factor APos TPos Remark MHz dBuV/m dBuV/m dB dBuV dB/m dB dB dB cm deg 1 2317.81 56.05 74.00 -17.95 42.17 31.82 7.01 30.95 6.00 368 45 PEAK	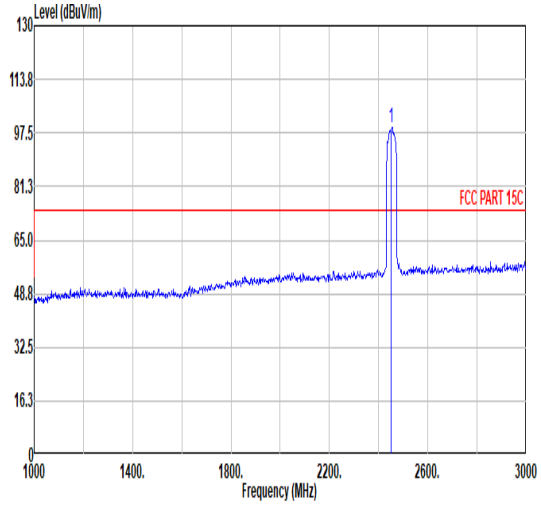 Freq Level Limit Line Margin Read Level Ant Factor Cable Loss Preamp Factor Aux Factor APos TPos Remark MHz dBuV/m dBuV/m dB dBuV dB/m dB dB dB cm deg 1 2452.00 99.19 ------ ------ 84.61 32.08 7.23 30.73 6.00 368 45 PEAK
Avg	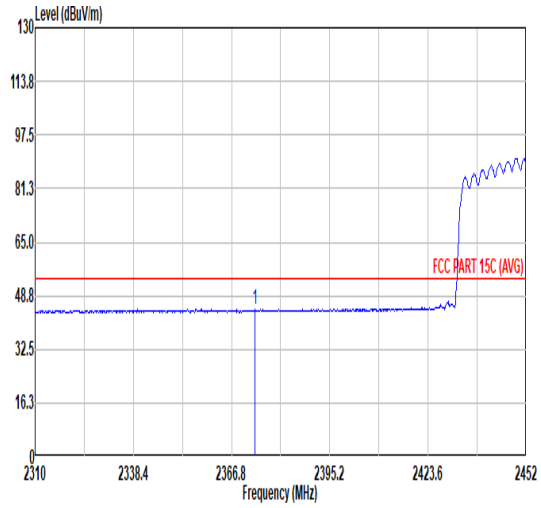 Freq Level Limit Line Margin Read Level Ant Factor Cable Loss Preamp Factor Aux Factor APos TPos Remark MHz dBuV/m dBuV/m dB dBuV dB/m dB dB dB cm deg 1 2373.62 44.65 54.00 -9.35 30.52 31.94 7.09 30.90 6.00 368 45 AVERAGE	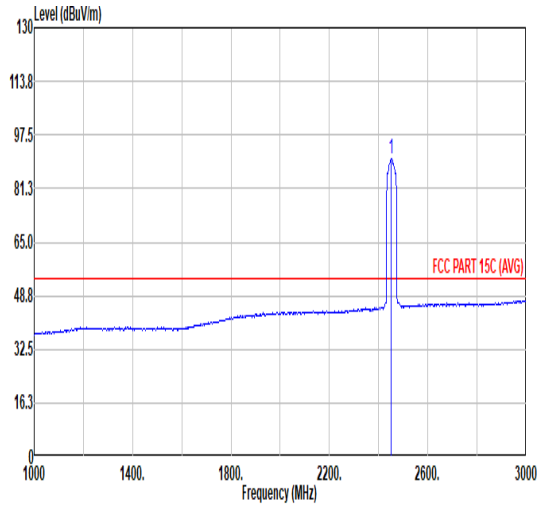 Freq Level Limit Line Margin Read Level Ant Factor Cable Loss Preamp Factor Aux Factor APos TPos Remark MHz dBuV/m dBuV/m dB dBuV dB/m dB dB dB cm deg 1 2452.00 90.32 ------ ------ 75.74 32.08 7.23 30.73 6.00 368 45 AVERAGE

Mode	20	
	Band Edge - R	
	2400-2483.5_802.11ax HE40_CH09_Full RU _2452MHz	
ANT	ANT.4B + ANT.5B	
Pol.	Horizontal	Fundamental
Peak	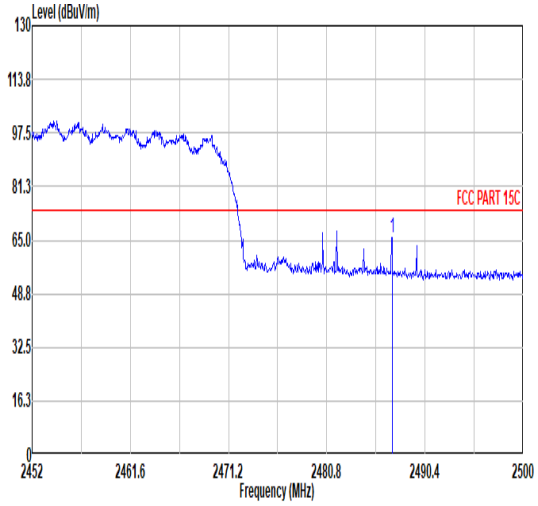 Freq Level Limit Line Margin Read Level Ant Factor Cable Loss Preamp Factor Aux Factor APos TPos Remark MHz dBuV/m dBuV/m dB dBuV dB/m dB dB dB cm deg 1 2487.18 65.95 74.00 -8.05 51.16 32.13 7.30 30.64 6.00 368 45 PEAK	Blank
Avg	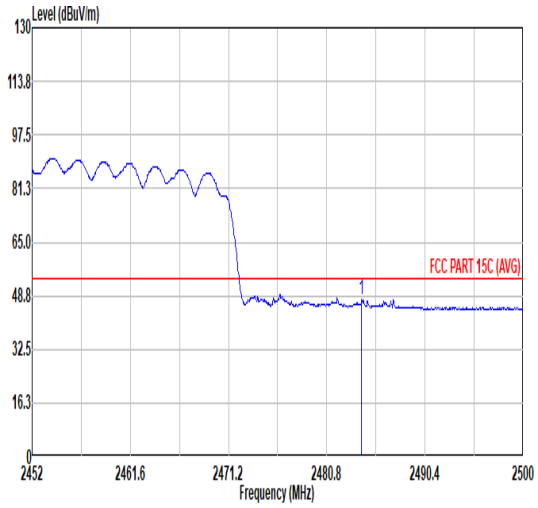 Freq Level Limit Line Margin Read Level Ant Factor Cable Loss Preamp Factor Aux Factor APos TPos Remark MHz dBuV/m dBuV/m dB dBuV dB/m dB dB dB cm deg 1 2484.21 47.77 54.00 -6.23 32.99 32.13 7.29 30.64 6.00 368 45 AVERAGE	Blank

Mode	20	
	Band Edge - L	
	2400-2483.5_802.11ax HE40_CH09_Full RU _2452MHz	
ANT	ANT.4B + ANT.5B	
Pol.	Vertical	Fundamental
Peak	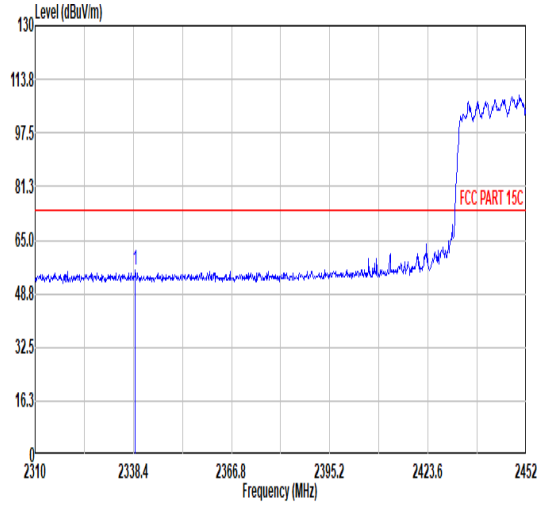 Freq Level Limit Line Margin Read Level Ant Factor Cable Loss Preamp Factor Aux Factor APos TPos Remark MHz dBuV/m dBuV/m dB dBuV dB/m dB dB dB cm deg 1 2338.97 55.91 74.00 -18.09 41.93 31.87 7.04 30.93 6.00 373 0 PEAK	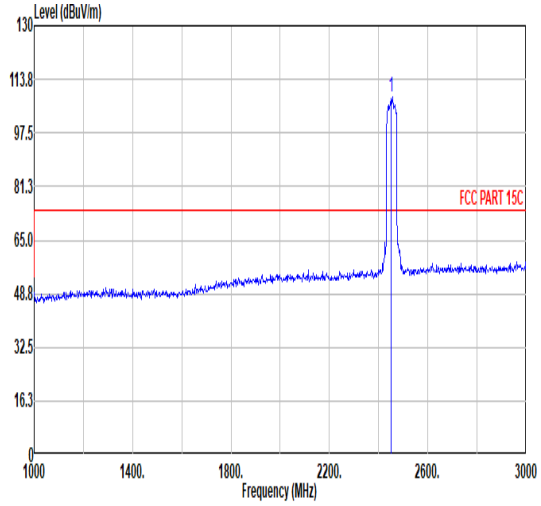 Freq Level Limit Line Margin Read Level Ant Factor Cable Loss Preamp Factor Aux Factor APos TPos Remark MHz dBuV/m dBuV/m dB dBuV dB/m dB dB dB cm deg 1 2452.00 108.56 ------ ------ 93.96 32.08 7.24 30.72 6.00 373 0 PEAK
Avg	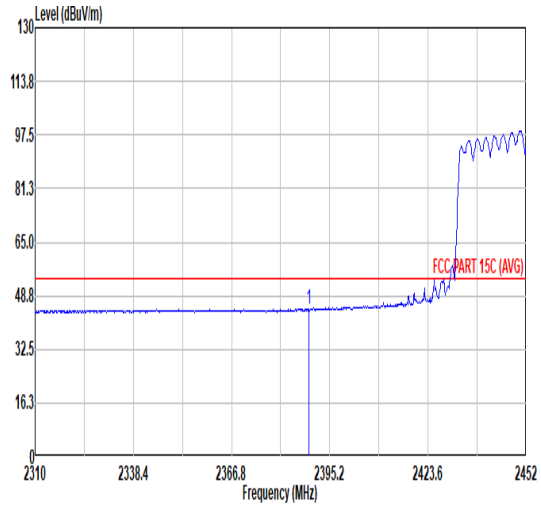 Freq Level Limit Line Margin Read Level Ant Factor Cable Loss Preamp Factor Aux Factor APos TPos Remark MHz dBuV/m dBuV/m dB dBuV dB/m dB dB dB cm deg 1 2389.24 44.83 54.00 -9.17 30.63 31.98 7.11 30.89 6.00 373 0 AVERAGE	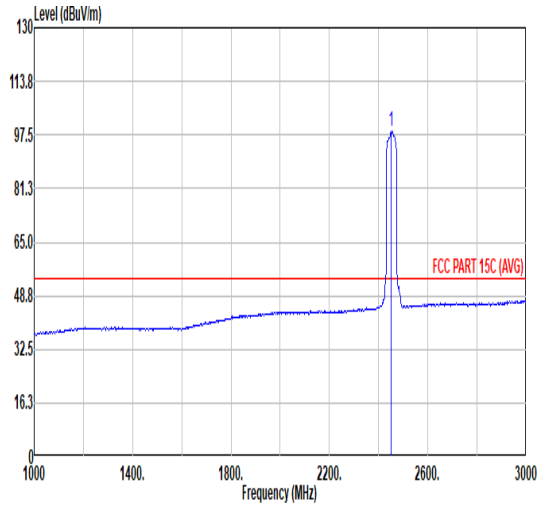 Freq Level Limit Line Margin Read Level Ant Factor Cable Loss Preamp Factor Aux Factor APos TPos Remark MHz dBuV/m dBuV/m dB dBuV dB/m dB dB dB cm deg 1 2452.00 98.53 ------ ------ 83.97 32.08 7.22 30.74 6.00 373 0 AVERAGE