Lenovo TAB 10

Safety, Warranty & Quick Start Guide

Lenovo TB-X103F

Read this guide carefully before using your Lenovo TAB 10.

Reading before using your tablet

Reading first - regulatory information

Device models equipped with wireless communications comply with the radio frequency and safety standards of any country or region in which it has been approved for wireless use. In addition, if your product contains a telecom modem, it complies with the requirements for connection to the telephone network in your country.

Be sure to read the *Regulatory Notice* for your country or region before using the wireless devices contained in your device. To obtain a PDF version of the *Regulatory Notice*, refer to the “Downloading publications” section below.

Getting support

To get support on network service and billing, contact your wireless network operator. To learn how to use your tablet and view its technical specifications, go to http://support.lenovo.com.

Downloading publications

Electronic versions of your publications are available from http://support.lenovo.com. To download the publications for your tablet, go to http://support.lenovo.com and follow the instructions on the screen.

Accessing your *User Guide*

Your *User Guide* contains detailed information about your tablet. To access your *User Guide*, go to http://support.lenovo.com and follow the instructions on the screen.

Legal notices

Lenovo and the Lenovo logo are trademarks of Lenovo in the United States, other countries, or both.

Other company, product, or service names may be trademarks or service marks of others.

Manufactured under license from Dolby Laboratories. Dolby, Dolby Atmos, and the double-D symbol are trademarks of Dolby Laboratories.

LIMITED AND RESTRICTED RIGHTS NOTICE: If data or software is delivered pursuant a General Services Administration “GSA” contract, use, reproduction, or disclosure is subject to restrictions set forth in Contract No. GS-35F-05925.

Lenovo TAB 10 overview

Model	Version
Lenovo TB-X103F	WLAN

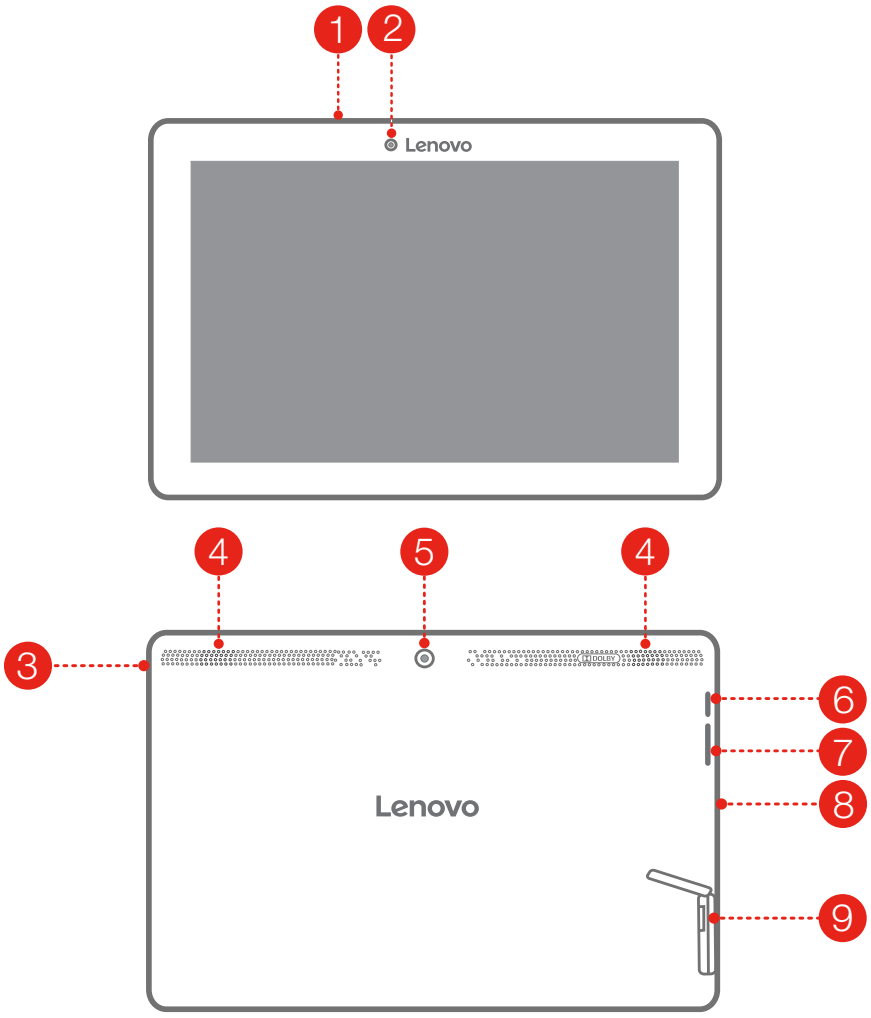

1 Microphone

2 Front camera

3 Headset jack

4 Speakers

5 Rear camera

6 On/Off button

7 Volume buttons

8 Micro USB connector

9 microSD card slot

Preparing your tablet

Install the microSD card as shown.

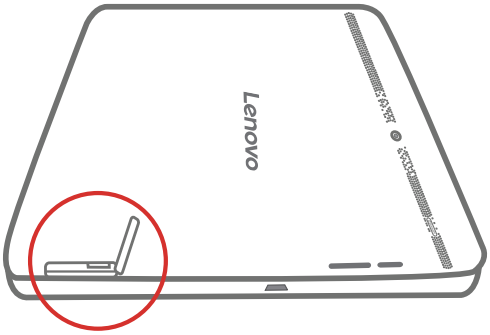

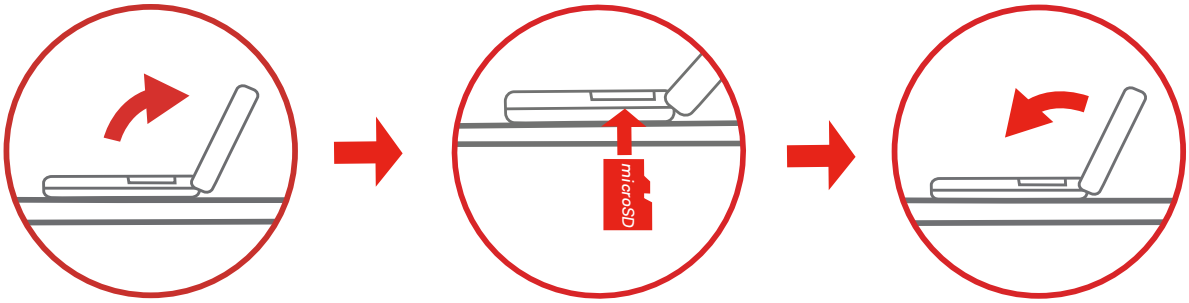

Step 1. Open the card slot cover.

Step 2. Insert the microSD card as shown.

Step 3. Replace the card slot cover.

Starting to use your tablet

You might need to charge the battery before using your tablet.
Charge the battery as shown.

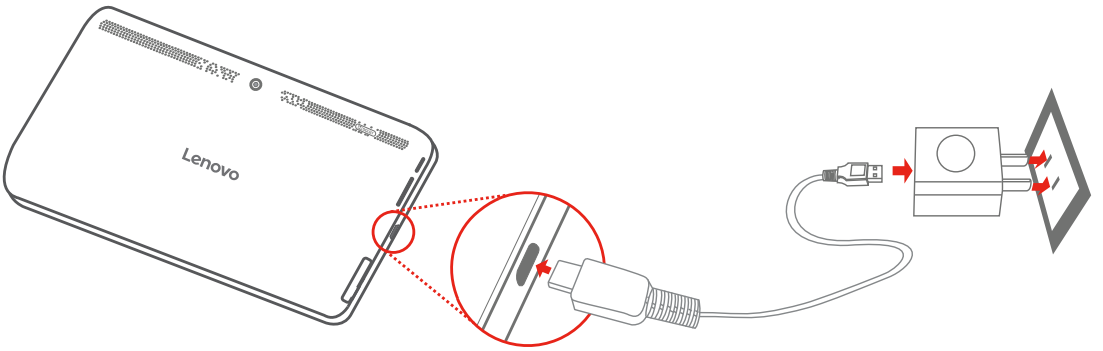

Connect your tablet to a power outlet using the cable and USB power adapter provided.

Low battery Fully charged Charging

Turning on/off

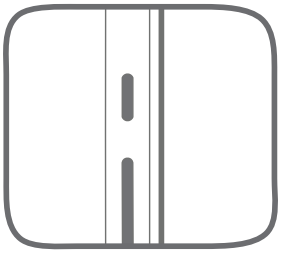

Turn on: Press and hold the On/Off button until the Lenovo logo appears.
Turn off: Press and hold the On/Off button for a few seconds, then tap **Power off**.
Restart: Press and hold the On/Off button for a few seconds, then tap **Reboot**.

Taking screenshots

Press and hold the On/Off button and the Volume down button at the same time.

Important safety and handling information

Plastic bag notice

Danger: Plastic bags can be dangerous. Keep plastic bags away from babies and children to avoid danger of suffocation.

Built-in rechargeable battery notice

Danger: Do not attempt to replace the internal rechargeable lithium ion battery. Risk of explosion if the battery is replaced with an incorrect type. Contact Lenovo Support for factory replacement.

Caution about high volume usage

Warning: Exposure to loud noise from any source for extended periods of time may affect your hearing. The louder the sound, the less time is required before your hearing could be affected. To protect your hearing:

- Limit the amount of time you use headsets or headphones at high volume.
- Avoid turning up the volume to block out noisy surroundings.
- Turn the volume down if you can't hear people speaking near you.

If you experience hearing discomfort, including the sensation of pressure or fullness in your ears, ringing in your ears or muffled speech, you should stop listening to the device through your headset or headphones and have your hearing checked.

European Union compliance statement

European Union conformity

EU contact: Lenovo, Einsteinova 21, 851 01 Bratislava, Slovakia

CE 0560

Service and support information

The following information describes the technical support that is available for your product, during the warranty period or throughout the life of your product. Refer to the *Lenovo Limited Warranty* (LLW) for a full explanation of Lenovo warranty terms. See *"Lenovo Limited Warranty* notice" later in this document for details on accessing the full warranty.

Online technical support

Online technical support is available during the lifetime of a product at:

http://www.lenovo.com/support

Telephone technical support

You can get help and information from the Customer Support Center by telephone. Before contacting a Lenovo technical support representative, please have the following information available: model and serial number, the exact wording of any error message, and a description of the problem.

Your technical support representative might want to walk you through the problem while you are at your device during the call.

Worldwide Lenovo support telephone list

Important: Telephone numbers are subject to change without notice. The most up-to-date telephone list for the Customer Support Center is always available at: http://www.lenovo.com/support/phone

If the telephone number for your country or region is not listed, contact your Lenovo reseller or Lenovo marketing representative.

Warranty information

Lenovo Limited Warranty notice

This product is covered by the terms of the LLW, version L505-0010-02 08/2011. You can read the LLW at http://www.lenovo.com/warranty/llw_02. You can read the LLW in a number of languages from this Web site. If you cannot view the LLW from the Web site, contact your local Lenovo office or reseller to obtain a printed version of the LLW.

Warranty period and type of warranty service

Country or region	Warranty period	Type of warranty service
Germany, Italy, Austria, United Kingdom, Israel, Australia, New Zealand	Parts and Labor - 1 year Battery Pack - 1 year	1,3
Guatemala, Costa Rica, Venezuela, Peru, Uruguay, Ecuador, Colombia, Chile, Argentina, Indonesia, Vietnam, India, Malaysia, Thailand, Philippines, Singapore, Hong Kong, El Salvador, Taiwan	Parts and Labor - 1 year Battery Pack - 1 year	1,4
Russia, Ukraine, Egypt, Lebanon, Morocco, South Africa, Tunisia, Mauritius, Mozambique, United Arab Emirates, Jordan, Kenya, Nigeria, Uganda, Ghana, Oman,Tanzania, Namibia	Parts and Labor - 1 year Battery Pack - 1 year	4
United States of America, Canada, Mexico, Japan	Parts and Labor - 1 year Battery Pack - 1 year	1,5
Panama	Parts and Labor - 1 year Battery Pack - 1 year	2,4
South Korea	Parts and Labor - 1 year Battery Pack - 1 year	3,4
Brazil	Parts and Labor - 1 year Battery Pack - 1 year	2,5
Spain, Switzerland, Portugal, Netherlands, Belgium, Sweden, Denmark, Norway, Finland, Estonia, Latvia, Lithuania, Iceland, France	Parts and Labor - 2 years Battery Pack - 1 year	1,3
Czech Republic, Hungary, Romania, Bulgaria, Greece, Croatia, Slovenia, Slovakia, Cyprus, Poland	Parts and Labor - 2 years Battery Pack - 1 year	1,5

Country or region	Warranty period	Type of warranty service
Turkey	Parts and Labor - 2 years Battery Pack - 2 years	3,4
Saudi Arabia	Parts and Labor - 2 years Battery Pack - 2 years	4
Serbia	Parts and Labor - 2 years Battery Pack - 1 year	1,4

* Excludes some components. 90-day limited warranty for power adapters, keyboards, plastics and hinges.

Type of warranty service

1. Customer Replaceable Unit (“CRU”) Service
2. On-site Service
3. Courier or Depot Service
4. Customer Carry-In Service
5. Mail-in Service
6. Customer Two-Way Mail-in Service
7. Product Exchange Service

For a full explanation of the types of warranty service, refer to the full warranty. See “*Lenovo Limited Warranty* notice” for details on accessing the full warranty.

EurAsia compliance mark

EAC

Environmental, recycling, and disposal information

General recycling statement

Lenovo encourages owners of information technology (IT) equipment to responsibly recycle their equipment when it is no longer needed. Lenovo offers a variety of programs and services to assist equipment owners in recycling their IT products. For information on recycling Lenovo products, go to http://www.lenovo.com/recycling.

Important battery and WEEE information

Batteries and electrical and electronic equipment marked with the symbol of a crossed-out wheeled bin may not be disposed as unsorted municipal waste. Batteries and waste of electrical and electronic equipment (WEEE) shall be treated separately using the collection framework available to customers for the return, recycling, and treatment of batteries and WEEE. When possible, remove and isolate batteries from WEEE prior to placing WEEE in the waste collection stream. Batteries are to be collected separately using the framework available for the return, recycling, and treatment of batteries and accumulators.

Country-specific information is available at:
http://www.lenovo.com/recycling

Recycling information for Japan

Recycling and disposal information for Japan is available at:

http://www.lenovo.com/recycling/japan

Additional recycling statements

Additional information about recycling device components and batteries is in your *User Guide*. See “Accessing your User Guide” for details.

Battery recycling marks

Battery recycling information for Taiwan

廢電池請回收

Battery recycling information for the United States and Canada

US & Canada Only

Battery recycling information for the European Union

EU

Energy efficiency mark

Restriction of Hazardous Substances Directive (RoHS)

Turkey

The Lenovo product meets the requirements of the Republic of Turkey Directive on the Restriction of the Use of Certain Hazardous Substances in Waste Electrical and Electronic Equipment (WEEE).

Türkiye AEEE Yönetmeliğine Uygunluk Beyanı

Bu Lenovo ürünü, T.C. Çevre ve Orman Bakanlığı'nın "Atık Elektrikli ve Elektronik Eşya Bazı Zararlı Maddelerin Kullanımının Sınırlandırılmasına Dair Yönetmelik (AEEE)" direktiflerine uygundur.

AEEE Yönetmeliğine Uygundur.

Ukraine

Цим підтверджуємо, що продукція Леново відповідає вимогам нормативних актів України, які обмежують вміст небезпечних речовин

India

RoHS compliant as per E-Waste (Management & Handling) Rules, 2011.

Vietnam

Lenovo products sold in Vietnam, on or after September 23, 2011, meet the requirements of the Vietnam Circular 30/2011/TT-BCT ("Vietnam RoHS").

European Union

Lenovo products sold in the European Union, on or after 3 January 2013 meet the requirements of Directive 2011/65/EU on the restriction of the use of certain hazardous substances in electrical and electronic equipment ("RoHS recast" or "RoHS 2").

For more information about Lenovo progress on RoHS, go to:

http://www.lenovo.com/social_responsibility/us/en/RoHS_Communication.pdf

FCC Regulations

This device complies with part 15 of the FCC Rules. Operation is subject to the following two conditions: (1) This device may not cause harmful interference, and (2) this device must accept any interference received, including interference that may cause undesired operation.

This device has been tested and found to comply with the limits for a Class B digital device, pursuant to Part 15 of the FCC Rules. These limits are designed to provide reasonable protection against harmful interference in a residential installation. This equipment generates, uses and can radiated radio frequency energy and, if not installed and used in accordance with the instructions, may cause harmful interference to radio communications. However, there is no guarantee that interference will not occur in a particular installation If this equipment does cause harmful interference to radio or television reception, which can be determined by turning the equipment off and on, the user is encouraged to try to correct the interference by one or more of the following measures:

-Reorient or relocate the receiving antenna.

-Increase the separation between the equipment and receiver.

-Connect the equipment into an outlet on a circuit different from that to which the receiver is connected.

-Consult the dealer or an experienced radio/TV technician for help.

Caution: Changes or modifications not expressly approved by the party responsible for compliance could void the user‘s authority to operate the equipment.

FCC RF Exposure Information (SAR)

This device is designed and manufactured not to exceed the emission limits for exposure to radio frequency (RF) energy set by the Federal Communications Commission of the United States.

During SAR testing, this device is set to transmit at its highest certified power level in all tested frequency bands, and placed in positions that simulate RF exposure in usage near the body. Although the SAR is determined at the highest certified power level, the actual SAR level of the while operating can be well below the maximum value. This is because the device is designed to operate at multiple power levels so as to use only the power required to reach the network. In general, the closer you are to a wireless base station antenna, the lower the power output.

The exposure standard for wireless employs a unit of measurement known as the Specific Absorption Rate, or SAR. The SAR limit set by the FCC is 1.6 W/kg.

The FCC has granted an Equipment Authorization for this model device with all reported SAR levels evaluated as in compliance with the FCC RF exposure guidelines. SAR information on this model device is on file with the FCC and can be found under the Display Grant section of www.fcc.gov/oet/ea/fccid after searching on

FCC ID: O57TBX103F.

For this device, the highest reported SAR value for usage near the body is 1.2 W/kg.

While there may be differences between the SAR levels of various devices and at vario us positions, they all meet the government requirement.

Hereby, we Lenovo PC HK Limited declare that this device is in compliance with the essential requirements and other relevant provisions of Directive 1999/5/EC.

CE 0560

Please make sure the temperature for device will not be higher than 40˚C.

© Copyright Lenovo 2016.

Reduce | Reuse | Recycle

V1.0_20160824

HQ60112777000 MC

Printed in China