SGS-CSTC Standards Technical Services Co., Ltd.
Shenzhen Branch

Report No.: ZR/2019/A003206
Page : 1 of 120

FCC SAR TEST REPORT

Application No:	ZR/2019/A0032
Applicant:	Lenovo(Shanghai) Electronics Technology Co., Ltd.
Manufacturer:	Lenovo PC HK Limited
Factory:	MOTOROLA (WUHAN) MOBILITY TECHNOLOGIES COMMNICATION CO. LTD.
Product Name:	Portable Tablet Computer
Model No.(EUT):	Lenovo TB-X606X
Trade Mark:	Lenovo
FCC ID:	O57TBX606X
Standards:	FCC 47CFR §2.1093
Date of Receipt:	2019-11-08
Date of Test:	2019-11-28 to 2019-12-07
Date of Issue:	2019-12-12
Test Result:	**PASS ***

* In the configuration tested, the EUT detailed in this report complied with the standards specified above.

Authorized Signature:

Derek Yang

Wireless Laboratory Manager

The manufacturer should ensure that all products in series production are in conformity with the product sample detailed in this report.
If the product in this report is used in any configuration other than that detailed in the report, the manufacturer must ensure the new system complies with all relevant standards. Any mention of SGS International Electrical Approvals or testing done by SGS International Electrical Approvals in connection with, distribution or use of the product described in this report must be approved by SGS International Electrical Approvals in writing.

Unless otherwise agreed in writing, this document is issued by the Company subject to its General Conditions of Service printed overleaf, available on request or accessible at http://www.sgs.com/en/Terms-and-Conditions.aspx and, for electronic format documents, subject to Terms and Conditions for Electronic Documents at http://www.sgs.com/en/Terms-and-Conditions/Terms-e-Document.aspx. Attention is drawn to the limitation of liability, indemnification and jurisdiction issues defined therein. Any holder of this document is advised that information contained hereon reflects the Company's findings at the time of its intervention only and within the limits of Client's instructions, if any. The Company's sole responsibility is to its Client and this document does not exonerate parties to a transaction from exercising all their rights and obligations under the transaction documents. This document cannot be reproduced except in full, without prior written approval of the Company. Any unauthorized alteration, forgery or falsification of the content or appearance of this document is unlawful and offenders may be prosecuted to the fullest extent of the law. Unless otherwise stated the results shown in this test report refer only to the sample(s) tested and such sample(s) are retained for 30 days only.
Attention: To check the authenticity of testing /inspection report & certificate, please contact us at telephone: (86-755) 8307 1443, or email: CN.Doccheck@sgs.com

SGS-CSTC Standards Technical Services Co.,Ltd.
Shenzhen Branch Testing Center EEC Laboratory.
No.1 Workshop, M-10, Middle Section, Science & Technology Park, Shenzhen, China 518057 t (86-755) 26012053 f (86-755) 26710594 www.sgsgroup.com.cn
中国·深圳·科技园中区M-10栋一号厂房 邮编: 518057 t (86-755) 26012053 f (86-755) 26710594 sgs.china@sgs.com

REVISION HISTORY

Revision Record				
Version	**Chapter**	**Date**	**Modifier**	**Remark**
01		2019-12-12		Original

Unless otherwise agreed in writing, this document is issued by the Company subject to its General Conditions of Service printed overleaf, available on request or accessible at http://www.sgs.com/en/Terms-and-Conditions.aspx and, for electronic format documents, subject to Terms and Conditions for Electronic Documents at http://www.sgs.com/en/Terms-and-Conditions/Terms-e-Document.aspx. Attention is drawn to the limitation of liability, indemnification and jurisdiction issues defined therein. Any holder of this document is advised that information contained hereon reflects the Company's findings at the time of its intervention only and within the limits of Client's instructions, if any. The Company's sole responsibility is to its Client and this document does not exonerate parties to a transaction from exercising all their rights and obligations under the transaction documents. This document cannot be reproduced except in full, without prior written approval of the Company. Any unauthorized alteration, forgery or falsification of the content or appearance of this document is unlawful and offenders may be prosecuted to the fullest extent of the law. Unless otherwise stated the results shown in this test report refer only to the sample(s) tested and such sample(s) are retained for 30 days only.
Attention: To check the authenticity of testing /inspection report & certificate, please contact us at telephone: (86-755) 8307 1443, or email: CN.Doccheck@sgs.com
SGS-CSTC Standards Technical Services Co.,Ltd. Shenzhen Branch Testing Center-EEC Laboratory.
No.1 Workshop, M-10, Middle Section, Science & Technology Park, Shenzhen, China 518057 t (86-755) 26012053 f (86-755) 26710594 www.sgsgroup.com.cn
中国·深圳·科技园中区M-10栋一号厂房 邮编: 518057 t (86-755) 26012053 f (86-755) 26710594 sgs.china@sgs.com
Member of the SGS Group (SGS SA)

TEST SUMMARY

Frequency Band	Max Report SAR1-g (W/kg)
	Body
GSM850	0.80
GSM1900	1.06
WCDMA Band II	0.85
WCDMA Band V	0.76
LTE Band 2	0.69
LTE Band 4	1.13
LTE Band 5	0.76
LTE Band 7	0.84
LTE Band 38	1.07
WI-FI (2.4GHz)	1.04
WI-FI (5GHz)	**1.20**
BT	0.70
SAR Limited(w/kg)	1.6
Maximum Simultaneous Transmission SAR (W/kg)	
Sum SAR	1.58
SPLSR	0.027
SPLSR Limited	0.04

Approved & Released by

Simon Ling

Simon Ling

SAR Manager

Tested by

Jackson Li

Jackson Li

SAR Engineer

Unless otherwise agreed in writing, this document is issued by the Company subject to its General Conditions of Service printed overleaf, available on request or accessible at http://www.sgs.com/en/Terms-and-Conditions.aspx and, for electronic format documents, subject to Terms and Conditions for Electronic Documents at http://www.sgs.com/en/Terms-and-Conditions/Terms-e-Document.aspx. Attention is drawn to the limitation of liability, indemnification and jurisdiction issues defined therein. Any holder of this document is advised that information contained hereon reflects the Company's findings at the time of its intervention only and within the limits of Client's instructions, if any. The Company's sole responsibility is to its Client and this document does not exonerate parties to a transaction from exercising all their rights and obligations under the transaction documents. This document cannot be reproduced except in full, without prior written approval of the Company. Any unauthorized alteration, forgery or falsification of the content or appearance of this document is unlawful and offenders may be prosecuted to the fullest extent of the law. Unless otherwise stated the results shown in this test report refer only to the sample(s) tested and such sample(s) are retained for 30 days only.
Attention: To check the authenticity of testing /inspection report & certificate, please contact us at telephone: (86-755) 8307 1443, or email: CN.Doccheck@sgs.com
SGS-CSTC Standards Technical Services Co., Ltd. Shenzhen Branch Testing Center-EEC Laboratory.
No.1 Workshop, M-10, Middle Section, Science & Technology Park, Shenzhen, China 518057 t (86-755) 26012053 f (86-755) 26710594 www.sgsgroup.com.cn
中国·深圳·科技园中区M-10栋一号厂房 邮编: 518057 t (86-755) 26012053 f (86-755) 26710594 sgs.china@sgs.com
Member of the SGS Group (SGS SA)

CONTENTS

1 GENERAL INFORMATION 7

1.1 DETAILS OF CLIENT 7
1.2 TEST LOCATION 7
1.3 TEST FACILITY 8
1.4 GENERAL DESCRIPTION OF EUT 9
1.5 TEST SPECIFICATION 11
1.6 RF EXPOSURE LIMITS 11

2 SAR MEASUREMENTS SYSTEM CONFIGURATION 12

2.1 THE SAR MEASUREMENT SYSTEM 12
2.2 ISOTROPIC E-FIELD PROBE EX3DV4 13
2.3 DATA ACQUISITION ELECTRONICS (DAE) 14
2.4 SAM TWIN PHANTOM 14
2.5 ELI PHANTOM 15
2.6 DEVICE HOLDER FOR TRANSMITTERS 16
2.7 MEASUREMENT PROCEDURE 17
2.7.1 Scanning procedure 17
2.7.2 Data Storage 19
2.7.3 Data Evaluation by SEMCAD 19

3 DESCRIPTION OF TEST POSITION 21

3.1 THE BODY TEST POSITION 21
3.1.1 Proximity Sensor Triggering Test for body 21

4 SAR SYSTEM VERIFICATION PROCEDURE 33

4.1 TISSUE SIMULATE LIQUID 33
4.1.1 Recipes for Tissue Simulate Liquid 33
4.1.2 Measurement for Tissue Simulate Liquid 34
4.2 SAR SYSTEM CHECK 35
4.2.1 Justification for Extended SAR Dipole Calibrations 36
4.2.2 Summary System Validation Result(s) 37
4.2.3 Detailed System Check Results 37

5 TEST RESULTS AND MEASUREMENT DATA 38

Unless otherwise agreed in writing, this document is issued by the Company subject to its General Conditions of Service printed overleaf, available on request or accessible at http://www.sgs.com/en/Terms-and-Conditions.aspx and, for electronic format documents, subject to Terms and Conditions for Electronic Documents at http://www.sgs.com/en/Terms-and-Conditions/Terms-e-Document.aspx. Attention is drawn to the limitation of liability, indemnification and jurisdiction issues defined therein. Any holder of this document is advised that information contained hereon reflects the Company's findings at the time of its intervention only and within the limits of Client's instructions, if any. The Company's sole responsibility is to its Client and this document does not exonerate parties to a transaction from exercising all their rights and obligations under the transaction documents. This document cannot be reproduced except in full, without prior written approval of the Company. Any unauthorized alteration, forgery or falsification of the content or appearance of this document is unlawful and offenders may be prosecuted to the fullest extent of the law. Unless otherwise stated the results shown in this test report refer only to the sample(s) tested and such sample(s) are retained for 30 days only.
Attention: To check the authenticity of testing /inspection report & certificate, please contact us at telephone: (86-755) 8307 1443, or email: CN.Doccheck@sgs.com
SGS-CSTC Standards Technical Services Co.,Ltd. Shenzhen Branch Testing Center-EEC Laboratory.
No.1 Workshop, M-10, Middle Section, Science & Technology Park, Shenzhen, China 518057 t (86-755) 26012053 f (86-755) 26710594 www.sgsgroup.com.cn
中国·深圳·科技园中区M-10栋一号厂房 邮编: 518057 t (86-755) 26012053 f (86-755) 26710594 sgs.china@sgs.com
Member of the SGS Group (SGS SA)

5.1 OPERATION CONFIGURATIONS 38
5.1.1 GSM Test Configuration 38
5.1.2 WCDMA Test Configuration 38
5.1.3 LTE Test Configuration 44
5.1.4 WiFi Test Configuration 47
5.1.5 DUT Antenna Locations 53
5.1.6 EUT side for SAR Testing 54
5.2 MEASUREMENT OF RF CONDUCTED POWER 56
5.2.1 Conducted Power of GSM 56
5.2.2 Conducted Power of WCDMA 58
5.2.3 Conducted Power of LTE 60
5.2.4 Conducted Power of WIFI and BT 84
5.3 MEASUREMENT OF SAR DATA 92
5.3.1 SAR Result of GSM850 92
5.3.1 SAR Result of GSM1900 93
5.3.1 SAR Result of WCDMA Band II 94
5.3.2 SAR Result of WCDMA Band V 95
5.3.1 SAR Result of LTE Band 2 96
5.3.2 SAR Result of LTE Band 4 97
5.3.3 SAR Result of LTE Band 5 98
5.3.4 SAR Result of LTE Band 7 99
5.3.5 SAR Result of LTE Band 38 100
5.3.6 SAR Result of WIFI 2.4G 101
5.3.7 SAR Result of WIFI 5G 103
5.3.1 SAR Result of BT 106
5.4 MULTIPLE TRANSMITTER EVALUATION 107
5.4.1 Simultaneous SAR SAR test evaluation 107
5.4.2 Simultaneous Transmission SAR Summation Scenario 108
5.4.3 SPLSR Evaluation Analysis 110
6 EQUIPMENT LIST 118
7 MEASUREMENT UNCERTAINTY 119
8 CALIBRATION CERTIFICATE 119
9 PHOTOGRAPHS 119

Unless otherwise agreed in writing, this document is issued by the Company subject to its General Conditions of Service printed overleaf, available on request or accessible at http://www.sgs.com/en/Terms-and-Conditions.aspx and, for electronic format documents, subject to Terms and Conditions for Electronic Documents at http://www.sgs.com/en/Terms-and-Conditions/Terms-e-Document.aspx. Attention is drawn to the limitation of liability, indemnification and jurisdiction issues defined therein. Any holder of this document is advised that information contained hereon reflects the Company's findings at the time of its intervention only and within the limits of Client's instructions, if any. The Company's sole responsibility is to its Client and this document does not exonerate parties to a transaction from exercising all their rights and obligations under the transaction documents. This document cannot be reproduced except in full, without prior written approval of the Company. Any unauthorized alteration, forgery or falsification of the content or appearance of this document is unlawful and offenders may be prosecuted to the fullest extent of the law. Unless otherwise stated the results shown in this test report refer only to the sample(s) tested and such sample(s) are retained for 30 days only.
Attention: To check the authenticity of testing /inspection report & certificate, please contact us at telephone: (86-755) 8307 1443, or email: CN.Doccheck@sgs.com
SGS-CSTC Standards Technical Services Co.,Ltd. Shenzhen Branch Testing Center-EEC Laboratory.
No.1 Workshop, M-10, Middle Section, Science & Technology Park, Shenzhen, China 518057 t (86-755) 26012053 f (86-755) 26710594 www.sgsgroup.com.cn
中国·深圳·科技园中区M-10栋一号厂房 邮编: 518057 t (86-755) 26012053 f (86-755) 26710594 sgs.china@sgs.com
Member of the SGS Group (SGS SA)

APPENDIX A: DETAILED SYSTEM CHECK RESULTS **120**

APPENDIX B: DETAILED TEST RESULTS **120**

APPENDIX C: CALIBRATION CERTIFICATE **120**

APPENDIX D: PHOTOGRAPHS **120**

Unless otherwise agreed in writing, this document is issued by the Company subject to its General Conditions of Service printed overleaf, available on request or accessible at http://www.sgs.com/en/Terms-and-Conditions.aspx and, for electronic format documents, subject to Terms and Conditions for Electronic Documents at http://www.sgs.com/en/Terms-and-Conditions/Terms-e-Document.aspx. Attention is drawn to the limitation of liability, indemnification and jurisdiction issues defined therein. Any holder of this document is advised that information contained hereon reflects the Company's findings at the time of its intervention only and within the limits of Client's instructions, if any. The Company's sole responsibility is to its Client and this document does not exonerate parties to a transaction from exercising all their rights and obligations under the transaction documents. This document cannot be reproduced except in full, without prior written approval of the Company. Any unauthorized alteration, forgery or falsification of the content or appearance of this document is unlawful and offenders may be prosecuted to the fullest extent of the law. Unless otherwise stated the results shown in this test report refer only to the sample(s) tested and such sample(s) are retained for 30 days only.
Attention: To check the authenticity of testing /inspection report & certificate, please contact us at telephone: (86-755) 8307 1443, or email: CN.Doccheck@sgs.com

SGS-CSTC Standards Technical Services Co.,Ltd. Shenzhen Branch Testing Center-EEC Laboratory.

No.1 Workshop, M-10, Middle Section, Science & Technology Park, Shenzhen, China 518057 t (86-755) 26012053 f (86-755) 26710594 www.sgsgroup.com.cn
中国·深圳·科技园中区M-10栋一号厂房 邮编: 518057 t (86-755) 26012053 f (86-755) 26710594 sgs.china@sgs.com

Member of the SGS Group (SGS SA)

1 General Information

1.1 Details of Client

Applicant:	Lenovo(Shanghai) Electronics Technology Co., Ltd.
Address:	Section 304-305, Building No. 4, # 222, Meiyue Road, China (Shanghai) Pilot Free Trade Zone
Manufacturer:	Lenovo PC HK Limited
Address:	23/F, Lincoln House, Taikoo Place 979 King's Road, Quarry Bay, Hong Kong P.R.China
Factory:	MOTOROLA (WUHAN) MOBILITY TECHNOLOGIES COMMNICATION CO. LTD.
Address:	19 GAOXIN 4TH RD, EAST LAKE HIGH TECH ZONE, WUHAN HUBEI CHINA

1.2 Test Location

Company:	SGS-CSTC Standards Technical Services Co., Ltd. Shenzhen Branch E&E Lab
Address:	No. 1 Workshop, M-10, Middle section, Science & Technology Park, Shenzhen, Guangdong, China
Post code:	518057
Telephone:	+86 (0) 755 2601 2053
Fax:	+86 (0) 755 2671 0594
E-mail:	ee.shenzhen@sgs.com

Unless otherwise agreed in writing, this document is issued by the Company subject to its General Conditions of Service printed overleaf, available on request or accessible at http://www.sgs.com/en/Terms-and-Conditions.aspx and, for electronic format documents, subject to Terms and Conditions for Electronic Documents at http://www.sgs.com/en/Terms-and-Conditions/Terms-e-Document.aspx. Attention is drawn to the limitation of liability, indemnification and jurisdiction issues defined therein. Any holder of this document is advised that information contained hereon reflects the Company's findings at the time of its intervention only and within the limits of Client's instructions, if any. The Company's sole responsibility is to its Client and this document does not exonerate parties to a transaction from exercising all their rights and obligations under the transaction documents. This document cannot be reproduced except in full, without prior written approval of the Company. Any unauthorized alteration, forgery or falsification of the content or appearance of this document is unlawful and offenders may be prosecuted to the fullest extent of the law. Unless otherwise stated the results shown in this test report refer only to the sample(s) tested and such sample(s) are retained for 30 days only.
Attention: To check the authenticity of testing /inspection report & certificate, please contact us at telephone: (86-755) 8307 1443, or email: CN.Doccheck@sgs.com
No.1 Workshop, M-10, Middle Section, Science & Technology Park, Shenzhen, China 518057 t (86-755) 26012053 f (86-755) 26710594 www.sgsgroup.com.cn
中国·深圳·科技园中区M-10栋一号厂房 邮编: 518057 t (86-755) 26012053 f (86-755) 26710594 sgs.china@sgs.com
Member of the SGS Group (SGS SA)

1.3 Test Facility

The test facility is recognized, certified, or accredited by the following organizations:

• CNAS (No. CNAS L2929)

CNAS has accredited SGS-CSTC Standards Technical Services Co., Ltd. Shenzhen Branch EMC Lab to ISO/IEC 17025:2005 General Requirements for the Competence of Testing and Calibration Laboratories (CNAS-CL01 Accreditation Criteria for the Competence of Testing and Calibration Laboratories) for the competence in the field of testing.

• A2LA (Certificate No. 3816.01)

SGS-CSTC Standards Technical Services Co., Ltd., Shenzhen EMC Laboratory is accredited by the American Association for Laboratory Accreditation (A2LA). Certificate No. 3816.01.

• VCCI

The 10m Semi-anechoic chamber and Shielded Room of SGS-CSTC Standards Technical Services Co., Ltd. have been registered in accordance with the Regulations for Voluntary Control Measures with Registration No.: G-823, R-4188, T-1153 and C-2383 respectively.

• FCC –Designation Number: CN1178

SGS-CSTC Standards Technical Services Co., Ltd., Shenzhen EMC Laboratory has been recognized as an accredited testing laboratory.

Designation Number: CN1178. Test Firm Registration Number: 406779.

• Industry Canada (IC)

Two 3m Semi-anechoic chambers and the 10m Semi-anechoic chamber of SGS-CSTC Standards Technical Services Co., Ltd. Shenzhen Branch EMC Lab have been registered by Certification and Engineering Bureau of Industry Canada for radio equipment testing with Registration No.: 4620C-1, 4620C-2, 4620C-3.

Unless otherwise agreed in writing, this document is issued by the Company subject to its General Conditions of Service printed overleaf, available on request or accessible at http://www.sgs.com/en/Terms-and-Conditions.aspx and, for electronic format documents, subject to Terms and Conditions for Electronic Documents at http://www.sgs.com/en/Terms-and-Conditions/Terms-e-Document.aspx. Attention is drawn to the limitation of liability, indemnification and jurisdiction issues defined therein. Any holder of this document is advised that information contained hereon reflects the Company's findings at the time of its intervention only and within the limits of Client's instructions, if any. The Company's sole responsibility is to its Client and this document does not exonerate parties to a transaction from exercising all their rights and obligations under the transaction documents. This document cannot be reproduced except in full, without prior written approval of the Company. Any unauthorized alteration, forgery or falsification of the content or appearance of this document is unlawful and offenders may be prosecuted to the fullest extent of the law. Unless otherwise stated the results shown in this test report refer only to the sample(s) tested and such sample(s) are retained for 30 days only.
Attention: To check the authenticity of testing /inspection report & certificate, please contact us at telephone: (86-755) 8307 1443, or email: CN.Doccheck@sgs.com
SGS-CSTC Standards Technical Services Co.,Ltd. Shenzhen Branch EMC Laboratory
No.1 Workshop, M-10, Middle Section, Science & Technology Park, Shenzhen, China 518057 t (86-755) 26012053 f (86-755) 26710594 www.sgsgroup.com.cn
中国·深圳·科技园中区M-10栋一号厂房 邮编: 518057 t (86-755) 26012053 f (86-755) 26710594 sgs.china@sgs.com
Member of the SGS Group (SGS SA)

1.4 General Description of EUT

Product Name:	Portable Tablet Computer		
Model No.(EUT):	Lenovo TB-X606X		
Trade Mark:	Lenovo		
Product Phase:	production unit		
Device Type:	portable device		
Exposure Category:	uncontrolled environment / general population		
SN:	HA11NPED/HA11N13Y/HA11NP5R		
FCC ID:	O57TBX606X		
Hardware Version:	Lenovo Tablet TB-X606X		
Software Version:	TB-X606X_RF01_191127		
Antenna Type:	Inner Antenna		
Device Operating Configurations:			
Modulation Mode:	**GSM:** GMSK, 8PSK; **WCDMA:** QPSK; **LTE:** QPSK,16QAM,64QAM **WIFI:** DSSS, OFDM **BT:** GFSK, π/4DQPSK,8DPSK		
Device Class:	B		
GPRS Multi-slots Class:	12	EGPRS Multi-slots Class:	12
HSDPA UE Category:	14	HSUPA UE Category	6
DC-HSDPA UE Category:	24		
Power Class	4, tested with power level 5(GSM850)		
	1, tested with power level 0(GSM1900)		
	3, tested with power control “all 1”(WCDMA Band II/V)		
	3, tested with power control Max Power(LTE Band 2/4/5/7/38)		
Frequency Bands:	Band	Tx (MHz)	Rx (MHz)
	GSM850	824 - 849	869 - 894
	GSM1900	1850-1910	1930-1990
	WCDMA Band V	824 - 849	869 - 894
	WCDMA Band II	1850-1910	1930-1990
	LTE Band 2	1850~1910	1930~1990
	LTE Band 4	1710~1755	2110~2155
	LTE Band 5	824 - 849	869 - 894
	LTE Band 7	2500-2570	2620-2690
	LTE Band 38	2570~2620	2570~2620
	WIFI(2.4GHz)	2412-2462	2412-2462
	WIFI(5GHz)	5150-5250 5250-5350 5470-5725	5150-5250 5250-5350 5470-5725

Unless otherwise agreed in writing, this document is issued by the Company subject to its General Conditions of Service printed overleaf, available on request or accessible at http://www.sgs.com/en/Terms-and-Conditions.aspx and, for electronic format documents, subject to Terms and Conditions for Electronic Documents at http://www.sgs.com/en/Terms-and-Conditions/Terms-e-Document.aspx. Attention is drawn to the limitation of liability, indemnification and jurisdiction issues defined therein. Any holder of this document is advised that information contained hereon reflects the Company's findings at the time of its intervention only and within the limits of Client's instructions, if any. The Company's sole responsibility is to its Client and this document does not exonerate parties to a transaction from exercising all their rights and obligations under the transaction documents. This document cannot be reproduced except in full, without prior written approval of the Company. Any unauthorized alteration, forgery or falsification of the content or appearance of this document is unlawful and offenders may be prosecuted to the fullest extent of the law. Unless otherwise stated the results shown in this test report refer only to the sample(s) tested and such sample(s) are retained for 30 days only.
Attention: To check the authenticity of testing /inspection report & certificate, please contact us at telephone: (86-755) 8307 1443, or email: CN.Doccheck@sgs.com
No.1 Workshop, M-10, Middle Section, Science & Technology Park, Shenzhen, China 518057 t (86–755) 26012053 f (86–755) 26710594 www.sgsgroup.com.cn
中国·深圳·科技园中区M–10栋一号厂房 邮编: 518057 t (86–755) 26012053 f (86–755) 26710594 sgs.china@sgs.com
Member of the SGS Group (SGS SA)

		5725-5850	5725-5850
	BT	2402-2480	2402-2480
Battery 1# Information:	Battery Model:	NVT-A L19D1P32	
	Nominal Voltage:	3.86V	
	Rated capacity:	5000mAh	
	Manufacture	ATL/NVT	
Battery 2# Information:	Battery Model:	SCUD-V L19D1P32	
	Nominal Voltage:	3.86V	
	Rated capacity:	5000mAh	
	Manufacture	SCUD/Veken	

Unless otherwise agreed in writing, this document is issued by the Company subject to its General Conditions of Service printed overleaf, available on request or accessible at http://www.sgs.com/en/Terms-and-Conditions.aspx and, for electronic format documents, subject to Terms and Conditions for Electronic Documents at http://www.sgs.com/en/Terms-and-Conditions/Terms-e-Document.aspx. Attention is drawn to the limitation of liability, indemnification and jurisdiction issues defined therein. Any holder of this document is advised that information contained hereon reflects the Company's findings at the time of its intervention only and within the limits of Client's instructions, if any. The Company's sole responsibility is to its Client and this document does not exonerate parties to a transaction from exercising all their rights and obligations under the transaction documents. This document cannot be reproduced except in full, without prior written approval of the Company. Any unauthorized alteration, forgery or falsification of the content or appearance of this document is unlawful and offenders may be prosecuted to the fullest extent of the law. Unless otherwise stated the results shown in this test report refer only to the sample(s) tested and such sample(s) are retained for 30 days only.
Attention: To check the authenticity of testing /inspection report & certificate, please contact us at telephone: (86-755) 8307 1443, or email: CN.Doccheck@sgs.com
SGS-CSTC Standards Technical Services Co.,Ltd. Shenzhen Branch Testing Center-EEC Laboratory.
No.1 Workshop, M-10, Middle Section, Science & Technology Park, Shenzhen, China 518057 t (86-755) 26012053 f (86-755) 26710594 www.sgsgroup.com.cn
中国·深圳·科技园中区M-10栋一号厂房 邮编: 518057 t (86-755) 26012053 f (86-755) 26710594 sgs.china@sgs.com
Member of the SGS Group (SGS SA)

1.5 Test Specification

Identity	Document Title
FCC 47CFR §2.1093	Radiofrequency Radiation Exposure Evaluation: Portable Devices
ANSI/IEEE Std C95.1 – 1992	IEEE Standard for Safety Levels with Respect to Human Exposure to Radio Frequency Electromagnetic Fields, 3 kHz – 300 GHz.
IEEE 1528-2013	Recommended Practice for Determining the Peak Spatial-Average Specific Absorption Rate (SAR) in the Human Head from Wireless Communications Devices: Measurement Techniques
KDB 941225 D01	3G SAR Measurement Procedures v03r01
KDB 941225 D05	SAR for LTE Devices v02r05
KDB 248227 D01 v02r02	802.11 Wi-Fi SAR
KDB 616217 D04 v01r02	SAR for laptop and tablets
KDB 648474 D04	Handset SAR v01r03
KDB447498 D01 v06	General RF Exposure Guidance
KDB447498 D03 v01	Supplement C Cross-Reference
KDB 865664 D01 v01r04	SAR Measurement 100 MHz to 6 GHz
KDB 865664 D02 v01r02	RF Exposure Reporting

1.6 RF exposure limits

Human Exposure	Uncontrolled Environment General Population	Controlled Environment Occupational
Spatial Peak SAR* (Brain*Trunk)	**1.60 mW/g**	8.00 mW/g
Spatial Average SAR** (Whole Body)	0.08 mW/g	0.40 mW/g
Spatial Peak SAR*** (Hands/Feet/Ankle/Wrist)	4.00 mW/g	20.00 mW/g

Notes:

* The Spatial Peak value of the SAR averaged over any 1 gram of tissue (defined as a tissue volume in the shape of a cube) and over the appropriate averaging time

** The Spatial Average value of the SAR averaged over the whole body.

*** The Spatial Peak value of the SAR averaged over any 10 grams of tissue (defined as a tissue volume in the shape of a cube) and over the appropriate averaging time.

Uncontrolled Environments are defined as locations where there is the exposure of individuals who have no knowledge or control of their exposure.

Controlled Environments are defined as locations where there is exposure that may be incurred by persons who are aware of the potential for exposure, (i.e. as a result of employment or occupation.)

Unless otherwise agreed in writing, this document is issued by the Company subject to its General Conditions of Service printed overleaf, available on request or accessible at http://www.sgs.com/en/Terms-and-Conditions.aspx and, for electronic format documents, subject to Terms and Conditions for Electronic Documents at http://www.sgs.com/en/Terms-and-Conditions/Terms-e-Document.aspx. Attention is drawn to the limitation of liability, indemnification and jurisdiction issues defined therein. Any holder of this document is advised that information contained hereon reflects the Company's findings at the time of its intervention only and within the limits of Client's instructions, if any. The Company's sole responsibility is to its Client and this document does not exonerate parties to a transaction from exercising all their rights and obligations under the transaction documents. This document cannot be reproduced except in full, without prior written approval of the Company. Any unauthorized alteration, forgery or falsification of the content or appearance of this document is unlawful and offenders may be prosecuted to the fullest extent of the law. Unless otherwise stated the results shown in this test report refer only to the sample(s) tested and such sample(s) are retained for 30 days only.
Attention: To check the authenticity of testing /inspection report & certificate, please contact us at telephone: (86-755) 8307 1443, or email: CN.Doccheck@sgs.com
No.1 Workshop, M-10, Middle Section, Science & Technology Park, Shenzhen, China 518057 t (86-755) 26012053 f (86-755) 26710594 www.sgsgroup.com.cn
中国·深圳·科技园中区M-10栋一号厂房 邮编: 518057 t (86-755) 26012053 f (86-755) 26710594 sgs.china@sgs.com
Member of the SGS Group (SGS SA)

2 SAR Measurements System Configuration

2.1 The SAR Measurement System

This SAR Measurement System uses a Computer-controlled 3-D stepper motor system (SPEAG DASY5 professional system). A E-field probe is used to determine the internal electric fields. The SAR can be obtained from the equation SAR= σ (|Ei|2)/ ρ where σ and ρ are the conductivity and mass density of the tissue-Simulate.

The DASY5 system for performing compliance tests consists of the following items:
A standard high precision 6-axis robot (Stabile RX family) with controller, teach pendant and software .An arm extension for accommodation the data acquisition electronics (DAE).

A dosimetric probe, i.e., an isotropic E-field probe optimized and calibrated for usage in tissue simulating liquid. The probe is equipped with an optical surface detector system.

A data acquisition electronics (DAE) which performs the signal amplification, signal multiplexing, AD-conversion, offset measurements, mechanical surface detection, collision detection, etc. The unit is battery powered with standard or rechargeable batteries. The signal is optically transmitted to the EOC.

The Electro-optical converter (EOC) performs the conversion between optical and electrical of the signals for the digital communication to DAE and for the analog signal from the optical surface detection. The EOC is connected to the measurement server.

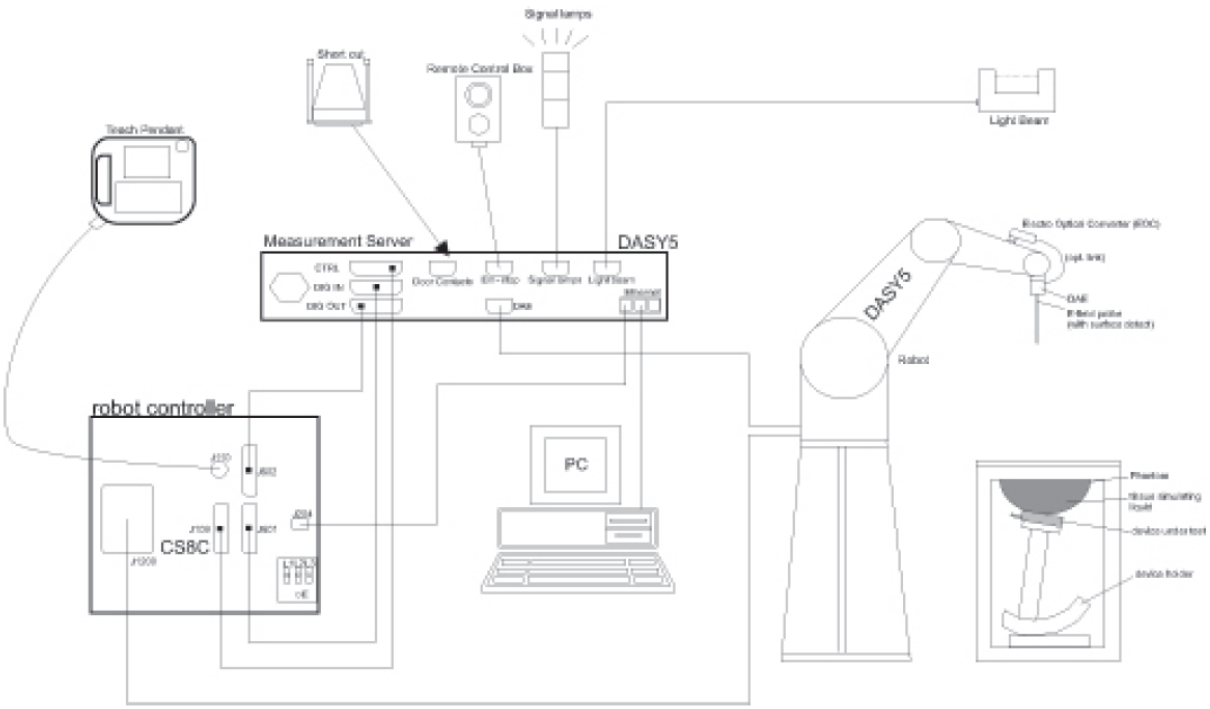

F-1. SAR Measurement System Configuration

Unless otherwise agreed in writing, this document is issued by the Company subject to its General Conditions of Service printed overleaf, available on request or accessible at http://www.sgs.com/en/Terms-and-Conditions.aspx and, for electronic format documents, subject to Terms and Conditions for Electronic Documents at http://www.sgs.com/en/Terms-and-Conditions/Terms-e-Document.aspx. Attention is drawn to the limitation of liability, indemnification and jurisdiction issues defined therein. Any holder of this document is advised that information contained hereon reflects the Company's findings at the time of its intervention only and within the limits of Client's instructions, if any. The Company's sole responsibility is to its Client and this document does not exonerate parties to a transaction from exercising all their rights and obligations under the transaction documents. This document cannot be reproduced except in full, without prior written approval of the Company. Any unauthorized alteration, forgery or falsification of the content or appearance of this document is unlawful and offenders may be prosecuted to the fullest extent of the law. Unless otherwise stated the results shown in this test report refer only to the sample(s) tested and such sample(s) are retained for 30 days only.
Attention: To check the authenticity of testing /inspection report & certificate, please contact us at telephone: (86-755) 8307 1443, or email: CN.Doccheck@sgs.com
SGS-CSTC Standards Technical Services Co.,Ltd. Shenzhen Branch
No.1 Workshop, M-10, Middle Section, Science & Technology Park, Shenzhen, China 518057 t (86-755) 26012053 f (86-755) 26710594 www.sgsgroup.com.cn
中国·深圳·科技园中区M-10栋一号厂房 邮编: 518057 t (86-755) 26012053 f (86-755) 26710594 sgs.china@sgs.com
Member of the SGS Group (SGS SA)

- The function of the measurement server is to perform the time critical tasks such as signal filtering, control of the robot operation and fast movement interrupts.
- A probe alignment unit which improves the (absolute) accuracy of the probe positioning.
- A computer operating Windows 7.
- DASY5 software.
- Remote control with teach pendant and additional circuitry for robot safety such as warning lamps, etc.
- The SAM twin phantom enabling testing left-hand, right-hand and Body Worn usage.
- The device holder for handheld mobile phones.
- Tissue simulating liquid mixed according to the given recipes.
- Validation dipole kits allowing to validating the proper functioning of the system.

2.2 Isotropic E-field Probe EX3DV4

	Symmetrical design with triangular core Built-in shielding against static charges PEEK enclosure material (resistant to organic solvents, e.g., DGBE)
Calibration	ISO/IEC 17025 calibration service available.
Frequency	10 MHz to > 6 GHz Linearity: ± 0.2 dB (30 MHz to 6 GHz)
Directivity	± 0.3 dB in TSL (rotation around probe axis) ± 0.5 dB in TSL (rotation normal to probe axis)
Dynamic Range	10 µW/g to > 100 mW/g Linearity: ± 0.2 dB (noise: typically < 1 µW/g)
Dimensions	Overall length: 337 mm (Tip: 20 mm) Tip diameter: 2.5 mm (Body: 12 mm) Typical distance from probe tip to dipole centers: 1 mm
Application	High precision dosimetric measurements in any exposure scenario (e.g., very strong gradient fields); the only probe that enables compliance testing for frequencies up to 6 GHz with precision of better 30%.
Compatibility	DASY3, DASY4, DASY52 SAR and higher, EASY4/MRI

Unless otherwise agreed in writing, this document is issued by the Company subject to its General Conditions of Service printed overleaf, available on request or accessible at http://www.sgs.com/en/Terms-and-Conditions.aspx and, for electronic format documents, subject to Terms and Conditions for Electronic Documents at http://www.sgs.com/en/Terms-and-Conditions/Terms-e-Document.aspx. Attention is drawn to the limitation of liability, indemnification and jurisdiction issues defined therein. Any holder of this document is advised that information contained hereon reflects the Company's findings at the time of its intervention only and within the limits of Client's instructions, if any. The Company's sole responsibility is to its Client and this document does not exonerate parties to a transaction from exercising all their rights and obligations under the transaction documents. This document cannot be reproduced except in full, without prior written approval of the Company. Any unauthorized alteration, forgery or falsification of the content or appearance of this document is unlawful and offenders may be prosecuted to the fullest extent of the law. Unless otherwise stated the results shown in this test report refer only to the sample(s) tested and such sample(s) are retained for 30 days only.
Attention: To check the authenticity of testing /inspection report & certificate, please contact us at telephone: (86-755) 8307 1443, or email: CN.Doccheck@sgs.com
No.1 Workshop, M-10, Middle Section, Science & Technology Park, Shenzhen, China 518057 t (86-755) 26012053 f (86-755) 26710594 www.sgsgroup.com.cn
中国·深圳·科技园中区M-10栋一号厂房 邮编: 518057 t (86-755) 26012053 f (86-755) 26710594 sgs.china@sgs.com
Member of the SGS Group (SGS SA)

2.3 Data Acquisition Electronics (DAE)

Model	DAE	
Construction	Signal amplifier, multiplexer, A/D converter and control logic. Serial optical link for communication with DASY4/5 embedded system (fully remote controlled). Two step probe touch detector for mechanical surface detection and emergency robot stop.	
Measurement Range	-100 to +300 mV (16 bit resolution and two range settings: 4mV,400mV)	
Input Offset Voltage	< 5μV (with auto zero)	
Input Bias Current	< 50 f A	
Dimensions	60 x 60 x 68 mm	

2.4 SAM Twin Phantom

Material	Vinylester, glass fiber reinforced (VE-GF)	
Liquid Compatibility	Compatible with all SPEAG tissue simulating liquids (incl. DGBE type)	
Shell Thickness	2 ± 0.2 mm (6 ± 0.2 mm at ear point)	
Dimensions (incl. Wooden Support)	Length: 1000 mm Width: 500 mm Height: adjustable feet	
Filling Volume	approx. 25 liters	
Wooden Support	SPEAG standard phantom table	

The shell corresponds to the specifications of the Specific Anthropomorphic Mannequin (SAM) phantom defined in IEEE 1528 and IEC 62209-1. It enables the dosimetric evaluation of left and right hand phone usage as well as body mounted usage at the flat phantom region. A cover prevents evaporation of the liquid. Reference markings on the phantom allow the complete setup of all predefined phantom positions and measurement grids by teaching three points with the robot.

Twin SAM V5.0 has the same shell geometry and is manufactured from the same material as Twin SAM V4.0, but has reinforced top structure.

Unless otherwise agreed in writing, this document is issued by the Company subject to its General Conditions of Service printed overleaf, available on request or accessible at http://www.sgs.com/en/Terms-and-Conditions.aspx and, for electronic format documents, subject to Terms and Conditions for Electronic Documents at http://www.sgs.com/en/Terms-and-Conditions/Terms-e-Document.aspx. Attention is drawn to the limitation of liability, indemnification and jurisdiction issues defined therein. Any holder of this document is advised that information contained hereon reflects the Company's findings at the time of its intervention only and within the limits of Client's instructions, if any. The Company's sole responsibility is to its Client and this document does not exonerate parties to a transaction from exercising all their rights and obligations under the transaction documents. This document cannot be reproduced except in full, without prior written approval of the Company. Any unauthorized alteration, forgery or falsification of the content or appearance of this document is unlawful and offenders may be prosecuted to the fullest extent of the law. Unless otherwise stated the results shown in this test report refer only to the sample(s) tested and such sample(s) are retained for 30 days only.
Attention: To check the authenticity of testing /inspection report & certificate, please contact us at telephone: (86-755) 8307 1443, or email: CN.Doccheck@sgs.com
SGS-CSTC Standards Technical Services Co., Ltd. Shenzhen Branch Testing Center-EEC Laboratory.
No.1 Workshop, M-10, Middle Section, Science & Technology Park, Shenzhen, China 518057 t (86-755) 26012053 f (86-755) 26710594 www.sgsgroup.com.cn
中国·深圳·科技园中区M-10栋一号厂房 邮编: 518057 t (86-755) 26012053 f (86-755) 26710594 sgs.china@sgs.com
Member of the SGS Group (SGS SA)

2.5 ELI Phantom

Material	Vinylester, glass fiber reinforced (VE-GF)	
Liquid Compatibility	Compatible with all SPEAG tissue simulating liquids (incl. DGBE type)	
Shell Thickness	2.0 ± 0.2 mm (bottom plate)	
Dimensions	Major axis: 600 mm Minor axis: 400 mm	
Filling Volume	approx. 30 liters	
Wooden Support	SPEAG standard phantom table	

Phantom for compliance testing of handheld and body-mounted wireless devices in the frequency range of 30 MHz to 6 GHz. ELI is fully compatible with the IEC 62209-2 standard and all known tissue simulating liquids. ELI has been optimized regarding its performance and can be integrated into our standard phantom tables. A cover prevents evaporation of the liquid. Reference markings on the phantom allow installation of the complete setup, including all predefined phantom positions and measurement grids, by teaching three points. The phantom is compatible with all SPEAG dosimetric probes and dipoles.

ELI V5.0 has the same shell geometry and is manufactured from the same material as ELI4, but has reinforced top structure.

Unless otherwise agreed in writing, this document is issued by the Company subject to its General Conditions of Service printed overleaf, available on request or accessible at http://www.sgs.com/en/Terms-and-Conditions.aspx and, for electronic format documents, subject to Terms and Conditions for Electronic Documents at http://www.sgs.com/en/Terms-and-Conditions/Terms-e-Document.aspx. Attention is drawn to the limitation of liability, indemnification and jurisdiction issues defined therein. Any holder of this document is advised that information contained hereon reflects the Company's findings at the time of its intervention only and within the limits of Client's instructions, if any. The Company's sole responsibility is to its Client and this document does not exonerate parties to a transaction from exercising all their rights and obligations under the transaction documents. This document cannot be reproduced except in full, without prior written approval of the Company. Any unauthorized alteration, forgery or falsification of the content or appearance of this document is unlawful and offenders may be prosecuted to the fullest extent of the law. Unless otherwise stated the results shown in this test report refer only to the sample(s) tested and such sample(s) are retained for 30 days only.
Attention: To check the authenticity of testing /inspection report & certificate, please contact us at telephone: (86-755) 8307 1443, or email: CN.Doccheck@sgs.com
SGS-CSTC Standards Technical Services Co.,Ltd. Shenzhen Branch
No.1 Workshop, M-10, Middle Section, Science & Technology Park, Shenzhen, China 518057 t (86-755) 26012053 f (86-755) 26710594 www.sgsgroup.com.cn
中国·深圳·科技园中区M-10栋一号厂房 邮编: 518057 t (86-755) 26012053 f (86-755) 26710594 sgs.china@sgs.com
Member of the SGS Group (SGS SA)

2.6 Device Holder for Transmitters

F-2. **Device Holder for Transmitters**

- The DASY device holder is designed to cope with different positions given in the standard. It has two scales for the device rotation (with respect to the body axis) and the device inclination (with respect to the line between the ear reference points). The rotation centres for both scales are the ear reference point (ERP). Thus the device needs no repositioning when changing the angles.
- The DASY device holder has been made out of low-loss POM material having the following dielectric parameters: relative permittivity ε=3 and loss tangent δ=0.02. The amount of dielectric material has been reduced in the closest vicinity of the device, since measurements have suggested that the influence of the clamp on the test results could thus be lowered.

Unless otherwise agreed in writing, this document is issued by the Company subject to its General Conditions of Service printed overleaf, available on request or accessible at http://www.sgs.com/en/Terms-and-Conditions.aspx and, for electronic format documents, subject to Terms and Conditions for Electronic Documents at http://www.sgs.com/en/Terms-and-Conditions/Terms-e-Document.aspx. Attention is drawn to the limitation of liability, indemnification and jurisdiction issues defined therein. Any holder of this document is advised that information contained hereon reflects the Company's findings at the time of its intervention only and within the limits of Client's instructions, if any. The Company's sole responsibility is to its Client and this document does not exonerate parties to a transaction from exercising all their rights and obligations under the transaction documents. This document cannot be reproduced except in full, without prior written approval of the Company. Any unauthorized alteration, forgery or falsification of the content or appearance of this document is unlawful and offenders may be prosecuted to the fullest extent of the law. Unless otherwise stated the results shown in this test report refer only to the sample(s) tested and such sample(s) are retained for 30 days only.
Attention: To check the authenticity of testing /inspection report & certificate, please contact us at telephone: (86-755) 8307 1443, or email: CN.Doccheck@sgs.com
No.1 Workshop, M-10, Middle Section, Science & Technology Park, Shenzhen, China 518057 t (86-755) 26012053 f (86-755) 26710594 www.sgsgroup.com.cn
中国·深圳·科技园中区M-10栋一号厂房 邮编: 518057 t (86-755) 26012053 f (86-755) 26710594 sgs.china@sgs.com
Member of the SGS Group (SGS SA)

2.7 Measurement procedure

2.7.1 Scanning procedure

Step 1: Power reference measurement

The “reference” and “drift” measurements are located at the beginning and end of the batch process. They measure the field drift at one single point in the liquid over the complete procedure.

Step 2: *Area scan*

The SAR distribution at the exposed side of the head was measured at a distance of 4mm from the inner surface of the shell. The area covered the entire dimension of the head and the horizontal grid spacing was 15mm*15mm or 12mm*12mm or 10mm*10mm.Based on the area scan data, the area of the maximum absorption was determined by spline interpolation.

Step 3: *Zoom scan*

Around this point, a volume of 30mm*30mm*30mm (fine resolution volume scan, zoom scan) was assessed by measuring 5x5x7 points (≤2GHz) and 7x7x7 points (≥2GHz). On this basis of this data set, the spatial peak SAR value was evaluated with the following procedure:

The data at the surface was extrapolated, since the centre of the dipoles is 2.0mm away from the tip of the probe and the distance between the surface and the lowest measuring point is 1.2mm. (This can be variable. Refer to the probe specification).The extrapolation was based on a least square algorithm. A polynomial of the fourth order was calculated through the points in z-axes. This polynomial was then used to evaluate the points between the surface and the probe tip. The maximum interpolated value was searched with a straight-forward algorithm. Around this maximum the SAR values averaged over the spatial volumes (1g or 10g) were computed using the 3D-Spline interpolation algorithm. The volume was integrated with the trapezoidal algorithm. One thousand points were interpolated to calculate the average. All neighbouring volumes were evaluated until no neighboring volume with a higher average value was found.

The area and zoom scan resolutions specified in the table below must be applied to the SAR measurements Probe boundary effect error compensation is required for measurements with the probe tip closer than half a probe tip diameter to the phantom surface. Both the probe tip diameter and sensor offset distance must satisfy measurement protocols; to ensure probe boundary effect errors are minimized and the higher fields closest to the phantom surface can be correctly measured and extrapolated to the phantom surface for computing 1-g SAR. Tolerances of the post-processing algorithms must be verified by the test laboratory for the scan resolutions used in the SAR measurements, according to the reference distribution functions specified in IEEE Std. 1528-2013.

Unless otherwise agreed in writing, this document is issued by the Company subject to its General Conditions of Service printed overleaf, available on request or accessible at http://www.sgs.com/en/Terms-and-Conditions.aspx and, for electronic format documents, subject to Terms and Conditions for Electronic Documents at http://www.sgs.com/en/Terms-and-Conditions/Terms-e-Document.aspx. Attention is drawn to the limitation of liability, indemnification and jurisdiction issues defined therein. Any holder of this document is advised that information contained hereon reflects the Company's findings at the time of its intervention only and within the limits of Client's instructions, if any. The Company's sole responsibility is to its Client and this document does not exonerate parties to a transaction from exercising all their rights and obligations under the transaction documents. This document cannot be reproduced except in full, without prior written approval of the Company. Any unauthorized alteration, forgery or falsification of the content or appearance of this document is unlawful and offenders may be prosecuted to the fullest extent of the law. Unless otherwise stated the results shown in this test report refer only to the sample(s) tested and such sample(s) are retained for 30 days only.
Attention: To check the authenticity of testing /inspection report & certificate, please contact us at telephone: (86-755) 8307 1443, or email: CN.Doccheck@sgs.com
No.1 Workshop, M-10, Middle Section, Science & Technology Park, Shenzhen, China 518057 t (86-755) 26012053 f (86-755) 26710594 www.sgsgroup.com.cn
中国·深圳·科技园中区M-10栋一号厂房 邮编: 518057 t (86-755) 26012053 f (86-755) 26710594 sgs.china@sgs.com
Member of the SGS Group (SGS SA)

			≤ 3 GHz	> 3 GHz
Maximum distance from closest measurement point (geometric center of probe sensors) to phantom surface			5 ± 1 mm	½·δ·ln(2) ± 0.5 mm
Maximum probe angle from probe axis to phantom surface normal at the measurement location			30° ± 1°	20° ± 1°
Maximum area scan spatial resolution: Δx_{Area}, Δy_{Area}			≤ 2 GHz: ≤ 15 mm 2 – 3 GHz: ≤ 12 mm	3 – 4 GHz: ≤ 12 mm 4 – 6 GHz: ≤ 10 mm
			When the x or y dimension of the test device, in the measurement plane orientation, is smaller than the above, the measurement resolution must be ≤ the corresponding x or y dimension of the test device with at least one measurement point on the test device.	
Maximum zoom scan spatial resolution: Δx_{Zoom}, Δy_{Zoom}			≤ 2 GHz: ≤ 8 mm 2 – 3 GHz: ≤ 5 mm*	3 – 4 GHz: ≤ 5 mm* 4 – 6 GHz: ≤ 4 mm*
Maximum zoom scan spatial resolution, normal to phantom surface	uniform grid: $\Delta z_{Zoom}(n)$		≤ 5 mm	3 – 4 GHz: ≤ 4 mm 4 – 5 GHz: ≤ 3 mm 5 – 6 GHz: ≤ 2 mm
	graded grid	$\Delta z_{Zoom}(1)$: between 1st two points closest to phantom surface	≤ 4 mm	3 – 4 GHz: ≤ 3 mm 4 – 5 GHz: ≤ 2.5 mm 5 – 6 GHz: ≤ 2 mm
		$\Delta z_{Zoom}(n>1)$: between subsequent points	$\leq 1.5 \cdot \Delta z_{Zoom}(n-1)$	
Minimum zoom scan volume	x, y, z		≥ 30 mm	3 – 4 GHz: ≥ 28 mm 4 – 5 GHz: ≥ 25 mm 5 – 6 GHz: ≥ 22 mm

Note: δ is the penetration depth of a plane-wave at normal incidence to the tissue medium; see draft standard IEEE P1528-2011 for details.

* When zoom scan is required and the *reported* SAR from the *area scan based 1-g SAR estimation* procedures of KDB 447498 is ≤ 1.4 W/kg, ≤ 8 mm, ≤ 7 mm and ≤ 5 mm zoom scan resolution may be applied, respectively, for 2 GHz to 3 GHz, 3 GHz to 4 GHz and 4 GHz to 6 GHz.

Step 4: Power reference measurement (drift)

The Power Drift Measurement job measures the field at the same location as the most recent power reference measurement job within the same procedure, and with the same settings. The indicated drift is mainly the variation of the DUT's output power and should vary max. ± 5 %

Unless otherwise agreed in writing, this document is issued by the Company subject to its General Conditions of Service printed overleaf, available on request or accessible at http://www.sgs.com/en/Terms-and-Conditions.aspx and, for electronic format documents, subject to Terms and Conditions for Electronic Documents at http://www.sgs.com/en/Terms-and-Conditions/Terms-e-Document.aspx. Attention is drawn to the limitation of liability, indemnification and jurisdiction issues defined therein. Any holder of this document is advised that information contained hereon reflects the Company's findings at the time of its intervention only and within the limits of Client's instructions, if any. The Company's sole responsibility is to its Client and this document does not exonerate parties to a transaction from exercising all their rights and obligations under the transaction documents. This document cannot be reproduced except in full, without prior written approval of the Company. Any unauthorized alteration, forgery or falsification of the content or appearance of this document is unlawful and offenders may be prosecuted to the fullest extent of the law. Unless otherwise stated the results shown in this test report refer only to the sample(s) tested and such sample(s) are retained for 30 days only.
Attention: To check the authenticity of testing /inspection report & certificate, please contact us at telephone: (86-755) 8307 1443, or email: CN.Doccheck@sgs.com
SGS-CSTC Standards Technical Services Co.,Ltd. Shenzhen Branch Testing Center-EEC Laboratory.
No.1 Workshop, M-10, Middle Section, Science & Technology Park, Shenzhen, China 518057 t (86-755) 26012053 f (86-755) 26710594 www.sgsgroup.com.cn
中国·深圳·科技园中区M-10栋一号厂房 邮编: 518057 t (86-755) 26012053 f (86-755) 26710594 sgs.china@sgs.com
Member of the SGS Group (SGS SA)

2.7.2 Data Storage

The DASY software stores the acquired data from the data acquisition electronics as raw data (in microvolt readings from the probe sensors), together with all necessary software parameters for the data evaluation (probe calibration data, liquid parameters and device frequency and modulation data) in measurement files with the extension “DAE”. The software evaluates the desired unit and format for output each time the data is visualized or exported. This allows verification of the complete software setup even after the measurement and allows correction of incorrect parameter settings. For example, if a measurement has been performed with a wrong crest factor parameter in the device setup, the parameter can be corrected afterwards and the data can be re-evaluated. The measured data can be visualized or exported in different units or formats, depending on the selected probe type ([V/m], [A/m], [°C], [m W/g], [m W/cm²], [dBrel], etc.). Some of these units are not available in certain situations or show meaningless results, e.g., a SAR output in a lossless media will always be zero. Raw data can also be exported to perform the evaluation with other software packages.

2.7.3 Data Evaluation by SEMCAD

The SEMCAD software automatically executes the following procedures to calculate the field units from the microvolt readings at the probe connector. The parameters used in the evaluation are stored in the configuration modules of the software:

Probe parameters:	- Sensitivity	Normi, ai0, ai1, ai2
	- Conversion factor	ConvFi
	- Diode compression point	Dcpi
Device parameters:	- Frequency	f
	- Crest factor	cf
Media parameters:	- Conductivity	ε
	- Density	ρ

These parameters must be set correctly in the software. They can be found in the component documents or they can be imported into the software from the configuration files issued for the DASY components. In the direct measuring mode of the multimeter option, the parameters of the actual system setup are used. In the scan visualization and export modes, the parameters stored in the corresponding document files are used.

The first step of the evaluation is a linearization of the filtered input signal to account for the compression characteristics of the detector diode. The compensation depends on the input signal, the diode type and the DC-transmission factor from the diode to the evaluation electronics.

If the exciting field is pulsed, the crest factor of the signal must be known to correctly compensate for peak power.

The formula for each channel can be given as:

$$V_i = U_i + U_i^2 \cdot cf / dcp_i$$

With Vi = compensated signal of channel i (i = x, y, z)

Ui = input signal of channel i (i = x, y, z)

cf = crest factor of exciting field (DASY parameter)

dcp i = diode compression point (DASY parameter)

Unless otherwise agreed in writing, this document is issued by the Company subject to its General Conditions of Service printed overleaf, available on request or accessible at http://www.sgs.com/en/Terms-and-Conditions.aspx and, for electronic format documents, subject to Terms and Conditions for Electronic Documents at http://www.sgs.com/en/Terms-and-Conditions/Terms-e-Document.aspx. Attention is drawn to the limitation of liability, indemnification and jurisdiction issues defined therein. Any holder of this document is advised that information contained hereon reflects the Company's findings at the time of its intervention only and within the limits of Client's instructions, if any. The Company's sole responsibility is to its Client and this document does not exonerate parties to a transaction from exercising all their rights and obligations under the transaction documents. This document cannot be reproduced except in full, without prior written approval of the Company. Any unauthorized alteration, forgery or falsification of the content or appearance of this document is unlawful and offenders may be prosecuted to the fullest extent of the law. Unless otherwise stated the results shown in this test report refer only to the sample(s) tested and such sample(s) are retained for 30 days only.
Attention: To check the authenticity of testing /inspection report & certificate, please contact us at telephone: (86-755) 8307 1443, or email: CN.Doccheck@sgs.com
No.1 Workshop, M-10, Middle Section, Science & Technology Park, Shenzhen, China 518057 t (86–755) 26012053 f (86–755) 26710594 www.sgsgroup.com.cn
中国·深圳·科技园中区M–10栋一号厂房 邮编: 518057 t (86–755) 26012053 f (86–755) 26710594 sgs.china@sgs.com
Member of the SGS Group (SGS SA)

From the compensated input signals the primary field data for each channel can be evaluated:

E-field probes:

$$E_i = (V_i / Norm_i \cdot ConvF)^{1/2}$$

H-field probes:

$$H_i = (V_i)^{1/2} \cdot (a_{i0} + a_{i1} f + a_{i2} f^2) / f$$

With Vi = compensated signal of channel i (i = x, y, z)
Normi = sensor sensitivity of channel I (i = x, y, z)
[mV/(V/m)2] for E-field Probes
ConvF = sensitivity enhancement in solution
aij = sensor sensitivity factors for H-field probes
f = carrier frequency [GHz]
Ei = electric field strength of channel i in V/m

Hi = magnetic field strength of channel i in A/m

The RSS value of the field components gives the total field strength (Hermitian magnitude):

$$E_{tot} = (E_x^2 + E_Y^2 + E_z^2)^{1/2}$$

The primary field data are used to calculate the derived field units.

$$SAR = (Etot^2 \cdot \sigma) / (\varepsilon \cdot 1000)$$

with SAR = local specific absorption rate in mW/g

Etot = total field strength in V/m

σ= conductivity in [mho/m] or [Siemens/m]

ε= equivalent tissue density in g/cm3

Note that the density is normally set to 1 (or 1.06), to account for actual brain density rather than the density of the simulation liquid. The power flow density is calculated assuming the excitation field to be a free space field.

$$P_{pwe} = E_{tot}^2{}_2 / 3770 \quad \text{or} \quad P_{pwe} = H_{tot}^2 \cdot 37.7$$

with Ppwe = equivalent power density of a plane wave in mW/cm2
Etot = total electric field strength in V/m

Htot = total magnetic field strength in A/m

Unless otherwise agreed in writing, this document is issued by the Company subject to its General Conditions of Service printed overleaf, available on request or accessible at http://www.sgs.com/en/Terms-and-Conditions.aspx and, for electronic format documents, subject to Terms and Conditions for Electronic Documents at http://www.sgs.com/en/Terms-and-Conditions/Terms-e-Document.aspx. Attention is drawn to the limitation of liability, indemnification and jurisdiction issues defined therein. Any holder of this document is advised that information contained hereon reflects the Company's findings at the time of its intervention only and within the limits of Client's instructions, if any. The Company's sole responsibility is to its Client and this document does not exonerate parties to a transaction from exercising all their rights and obligations under the transaction documents. This document cannot be reproduced except in full, without prior written approval of the Company. Any unauthorized alteration, forgery or falsification of the content or appearance of this document is unlawful and offenders may be prosecuted to the fullest extent of the law. Unless otherwise stated the results shown in this test report refer only to the sample(s) tested and such sample(s) are retained for 30 days only.
Attention: To check the authenticity of testing /inspection report & certificate, please contact us at telephone: (86-755) 8307 1443, or email: CN.Doccheck@sgs.com
SGS-CSTC Standards Technical Services Co.,Ltd. Shenzhen Branch Testing Center-EEC Laboratory.
No.1 Workshop, M-10, Middle Section, Science & Technology Park, Shenzhen, China 518057 t (86-755) 26012053 f (86-755) 26710594 www.sgsgroup.com.cn
中国·深圳·科技园中区M-10栋一号厂房 邮编: 518057 t (86-755) 26012053 f (86-755) 26710594 sgs.china@sgs.com
Member of the SGS Group (SGS SA)

3 Description of Test Position

3.1 The Body Test Position

The overall diagonal dimension of the display section of a tablet is > 20 cm, Per FCC KDB 616217, the back surface and edges of the tablet should be tested for SAR compliance with the tablet touching the phantom. SAR evaluation for the front surface of tablet display screens are generally not necessary. The SAR Exclusion Threshold in KDB 447498 D01 can be applied to determine SAR test exclusion for adjacent edge configurations. The closest distance from the antenna to an adjacent tablet edge is used to determine if SAR testing is required for the adjacent edges, with the adjacent edge positioned against the phantom and the edge containing the antenna positioned perpendicular to the phantom.

3.1.1 Proximity Sensor Triggering Test for body

1) Proximity sensor triggering distances

The Proximity sensor triggering was applied to WIFI. Proximity sensor triggering distance testing was performed according to the procedures outlined in KDB 616217 D04 section 6.2, and EUT moving further away from the flat phantom and EUT moving toward the flat phantom were both assessed.

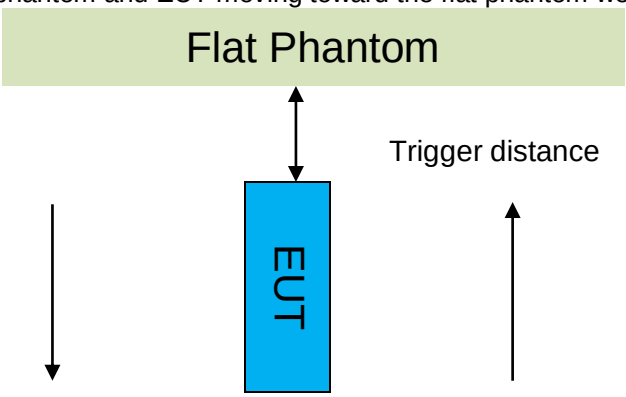

Proximity Sensor Triggering Distance(mm)						
Position	Back		Left	Right	Top	
	Main Antenna	WiFi Antenna	Main Antenna	WiFi Antenna	Main Antenna	WiFi Antenna
Minimum	20	19	8	17	22	20
Required SAR Test	19	18	7	16	21	19

Unless otherwise agreed in writing, this document is issued by the Company subject to its General Conditions of Service printed overleaf, available on request or accessible at http://www.sgs.com/en/Terms-and-Conditions.aspx and, for electronic format documents, subject to Terms and Conditions for Electronic Documents at http://www.sgs.com/en/Terms-and-Conditions/Terms-e-Document.aspx. Attention is drawn to the limitation of liability, indemnification and jurisdiction issues defined therein. Any holder of this document is advised that information contained hereon reflects the Company's findings at the time of its intervention only and within the limits of Client's instructions, if any. The Company's sole responsibility is to its Client and this document does not exonerate parties to a transaction from exercising all their rights and obligations under the transaction documents. This document cannot be reproduced except in full, without prior written approval of the Company. Any unauthorized alteration, forgery or falsification of the content or appearance of this document is unlawful and offenders may be prosecuted to the fullest extent of the law. Unless otherwise stated the results shown in this test report refer only to the sample(s) tested and such sample(s) are retained for 30 days only.
Attention: To check the authenticity of testing /inspection report & certificate, please contact us at telephone: (86-755) 8307 1443, or email: CN.Doccheck@sgs.com
No.1 Workshop, M-10, Middle Section, Science & Technology Park, Shenzhen, China 518057 t (86-755) 26012053 f (86-755) 26710594 www.sgsgroup.com.cn
中国·深圳·科技园中区M-10栋一号厂房 邮编: 518057 t (86-755) 26012053 f (86-755) 26710594 sgs.china@sgs.com
Member of the SGS Group (SGS SA)

Antenna	Band	Trigger Condition	Body exposure condition Power reduction(dB)
Main Antenna	GSM850	Back side: Close to 20mm Left side: Close to 8mm Top side: Close to 22mm	9.5
	GSM1900	Back side: Close to 20mm Left side: Close to 8mm Top side: Close to 22mm	7.0
	WCDMA Band II	Back side: Close to 20mm Left side: Close to 8mm Top side: Close to 22mm	10.0
	WCDMA Band V	Back side: Close to 20mm Left side: Close to 8mm Top side: Close to 22mm	8.5
	LTE Band 2	Back side: Close to 20mm Left side: Close to 8mm Top side: Close to 22mm	10.0
	LTE Band 4	Back side: Close to 20mm Left side: Close to 8mm Top side: Close to 22mm	8.0
	LTE Band 5	Back side: Close to 20mm Left side: Close to 8mm Top side: Close to 22mm	8.0
	LTE Band 7	Back side: Close to 20mm Left side: Close to 8mm Top side: Close to 22mm	9.5
	LTE Band 38	Back side: Close to 20mm Left side: Close to 8mm Top side: Close to 22mm	8.0
WIFI Antenna	2.4G 802.11b	Back side: Close to 19mm Right side: Close to 17mm Top side: Close to 20mm	4.0
	2.4G 802.11g		4.0
	2.4G 802.11n 20M		4.0
	5G 802.11a	Back side: Close to 19mm Right side: Close to 17mm Top side: Close to 20mm	5.0
	5G 802.11n 20M		5.0
	5G 802.11n 40M		5.0
	5G 802.11ac 20M		5.0
	5G 802.11ac 40M		5.0
	5G 802.11ac 80M		5.0

Note:

SAR tests with proximity sensor power reduction are only required for the sides of frequency bands in the table above. For the other sides or other frequency bands of the device, SAR is still tested at the maximum power level with sensor off.

Unless otherwise agreed in writing, this document is issued by the Company subject to its General Conditions of Service printed overleaf, available on request or accessible at http://www.sgs.com/en/Terms-and-Conditions.aspx and, for electronic format documents, subject to Terms and Conditions for Electronic Documents at http://www.sgs.com/en/Terms-and-Conditions/Terms-e-Document.aspx. Attention is drawn to the limitation of liability, indemnification and jurisdiction issues defined therein. Any holder of this document is advised that information contained hereon reflects the Company's findings at the time of its intervention only and within the limits of Client's instructions, if any. The Company's sole responsibility is to its Client and this document does not exonerate parties to a transaction from exercising all their rights and obligations under the transaction documents. This document cannot be reproduced except in full, without prior written approval of the Company. Any unauthorized alteration, forgery or falsification of the content or appearance of this document is unlawful and offenders may be prosecuted to the fullest extent of the law. Unless otherwise stated the results shown in this test report refer only to the sample(s) tested and such sample(s) are retained for 30 days only.
Attention: To check the authenticity of testing /inspection report & certificate, please contact us at telephone: (86-755) 8307 1443, or email: CN.Doccheck@sgs.com
SGS-CSTC Standards Technical Services Co.,Ltd. Shenzhen Branch
No.1 Workshop, M-10, Middle Section, Science & Technology Park, Shenzhen, China 518057 t (86-755) 26012053 f (86-755) 26710594 www.sgsgroup.com.cn
中国·深圳·科技园中区M-10栋一号厂房 邮编: 518057 t (86-755) 26012053 f (86-755) 26710594 sgs.china@sgs.com
Member of the SGS Group (SGS SA)

- DUT Moving Toward（Trigger）the Phantom

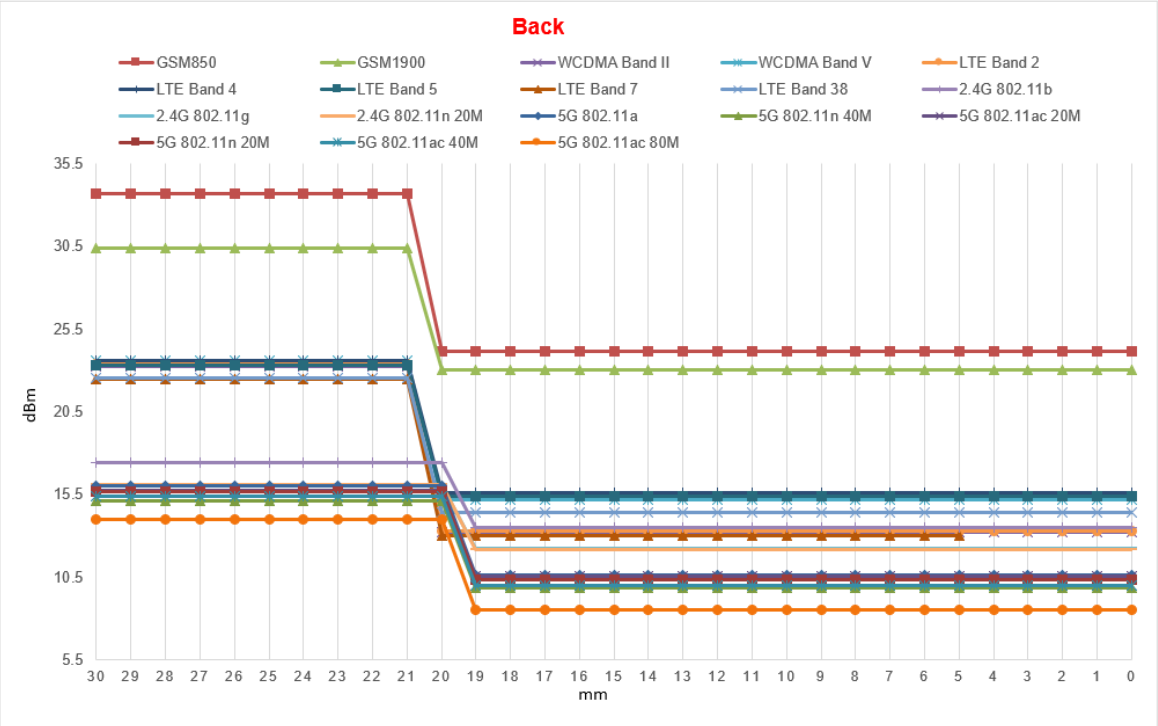

Unless otherwise agreed in writing, this document is issued by the Company subject to its General Conditions of Service printed overleaf, available on request or accessible at http://www.sgs.com/en/Terms-and-Conditions.aspx and, for electronic format documents, subject to Terms and Conditions for Electronic Documents at http://www.sgs.com/en/Terms-and-Conditions/Terms-e-Document.aspx. Attention is drawn to the limitation of liability, indemnification and jurisdiction issues defined therein. Any holder of this document is advised that information contained hereon reflects the Company's findings at the time of its intervention only and within the limits of Client's instructions, if any. The Company's sole responsibility is to its Client and this document does not exonerate parties to a transaction from exercising all their rights and obligations under the transaction documents. This document cannot be reproduced except in full, without prior written approval of the Company. Any unauthorized alteration, forgery or falsification of the content or appearance of this document is unlawful and offenders may be prosecuted to the fullest extent of the law. Unless otherwise stated the results shown in this test report refer only to the sample(s) tested and such sample(s) are retained for 30 days only.
Attention: To check the authenticity of testing /inspection report & certificate, please contact us at telephone: (86-755) 8307 1443, or email: CN.Doccheck@sgs.com
SGS-CSTC Standards Technical Services Co., Ltd. Shenzhen Branch Testing Center-EEC Laboratory.
No.1 Workshop, M-10, Middle Section, Science & Technology Park, Shenzhen, China 518057 t (86-755) 26012053 f (86-755) 26710594 www.sgsgroup.com.cn
中国·深圳·科技园中区M-10栋一号厂房 邮编: 518057 t (86-755) 26012053 f (86-755) 26710594 sgs.china@sgs.com
Member of the SGS Group (SGS SA)

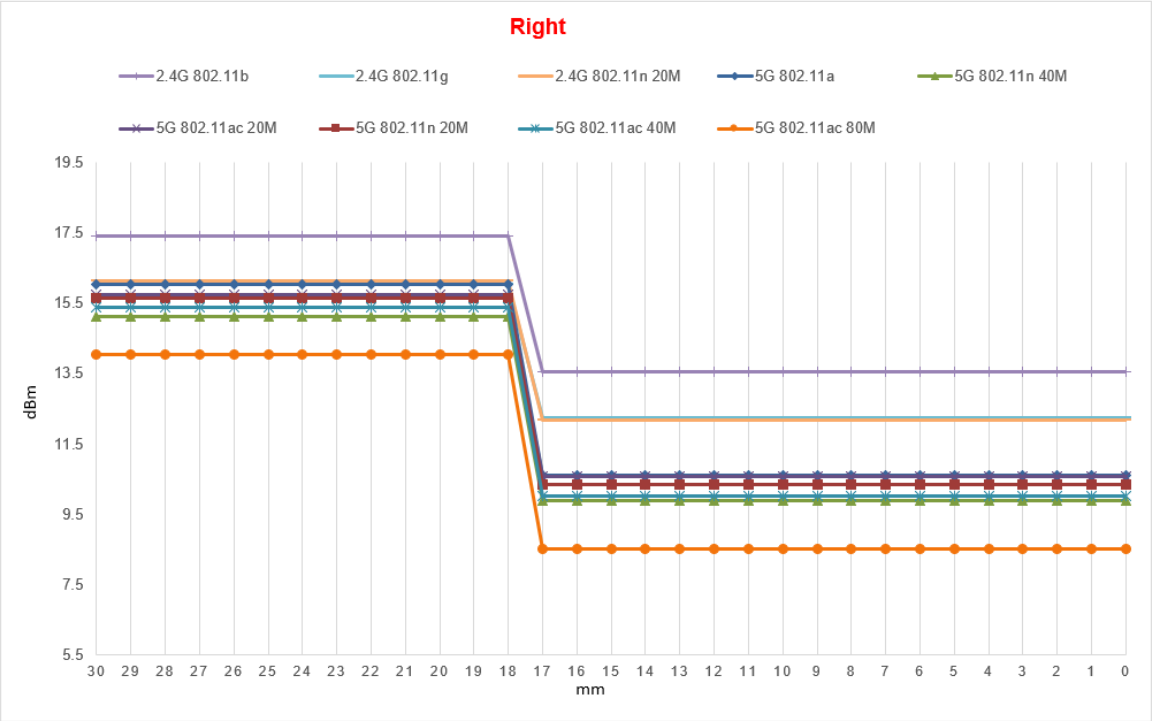

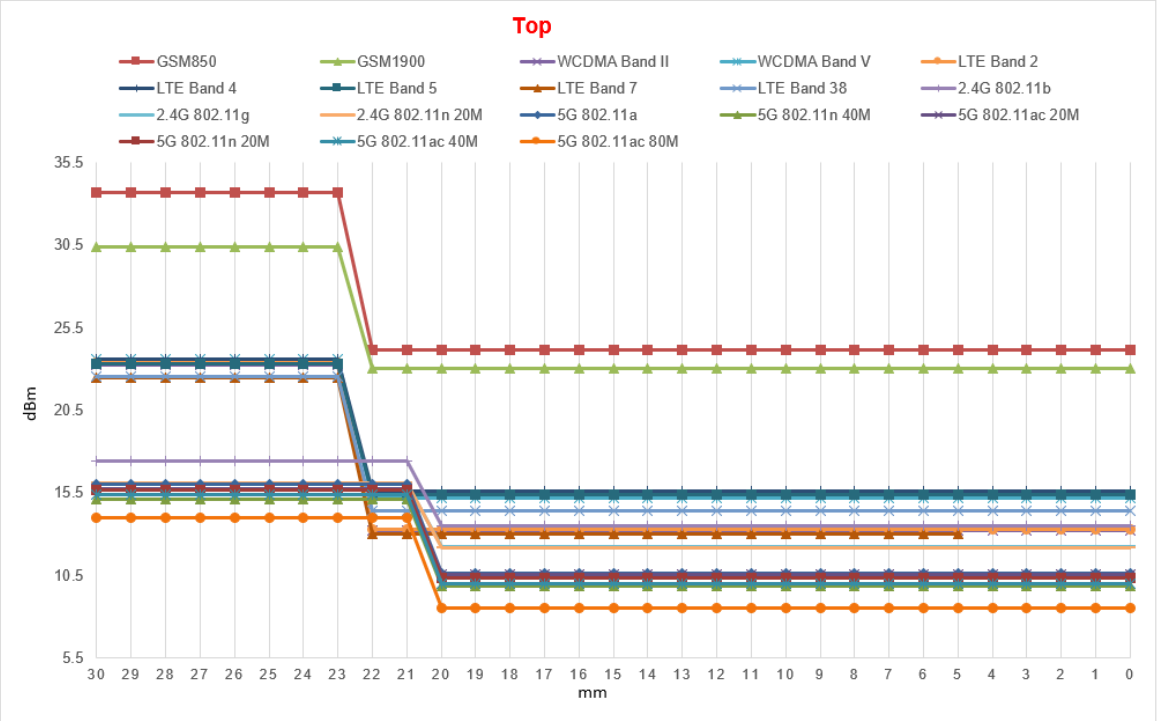

Unless otherwise agreed in writing, this document is issued by the Company subject to its General Conditions of Service printed overleaf, available on request or accessible at http://www.sgs.com/en/Terms-and-Conditions.aspx and, for electronic format documents, subject to Terms and Conditions for Electronic Documents at http://www.sgs.com/en/Terms-and-Conditions/Terms-e-Document.aspx. Attention is drawn to the limitation of liability, indemnification and jurisdiction issues defined therein. Any holder of this document is advised that information contained hereon reflects the Company's findings at the time of its intervention only and within the limits of Client's instructions, if any. The Company's sole responsibility is to its Client and this document does not exonerate parties to a transaction from exercising all their rights and obligations under the transaction documents. This document cannot be reproduced except in full, without prior written approval of the Company. Any unauthorized alteration, forgery or falsification of the content or appearance of this document is unlawful and offenders may be prosecuted to the fullest extent of the law. Unless otherwise stated the results shown in this test report refer only to the sample(s) tested and such sample(s) are retained for 30 days only.
Attention: To check the authenticity of testing /inspection report & certificate, please contact us at telephone: (86-755) 8307 1443, or email: CN.Doccheck@sgs.com
SGS-CSTC Standards Technical Services Co., Ltd. Shenzhen Branch Testing Center-EEC Laboratory.
No.1 Workshop, M-10, Middle Section, Science & Technology Park, Shenzhen, China 518057 t (86-755) 26012053 f (86-755) 26710594 www.sgsgroup.com.cn
中国·深圳·科技园中区M-10栋一号厂房 邮编: 518057 t (86-755) 26012053 f (86-755) 26710594 sgs.china@sgs.com
Member of the SGS Group (SGS SA)

- DUT Moving Away（Release）from the Phantom

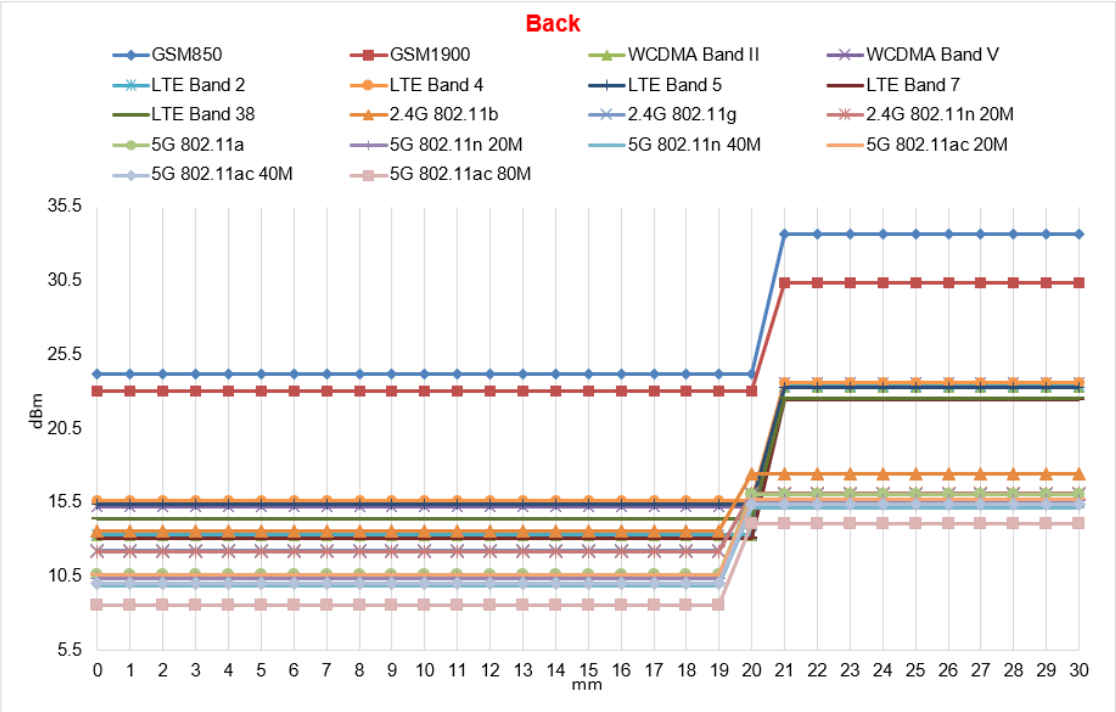

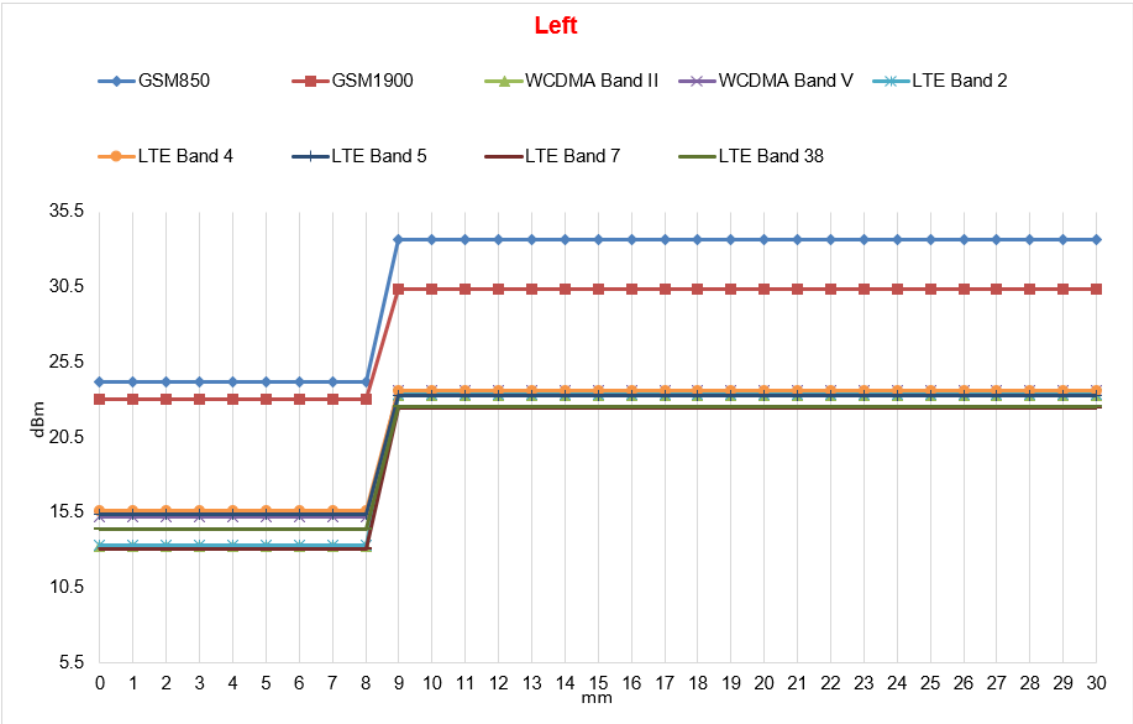

Unless otherwise agreed in writing, this document is issued by the Company subject to its General Conditions of Service printed overleaf, available on request or accessible at http://www.sgs.com/en/Terms-and-Conditions.aspx and, for electronic format documents, subject to Terms and Conditions for Electronic Documents at http://www.sgs.com/en/Terms-and-Conditions/Terms-e-Document.aspx. Attention is drawn to the limitation of liability, indemnification and jurisdiction issues defined therein. Any holder of this document is advised that information contained hereon reflects the Company's findings at the time of its intervention only and within the limits of Client's instructions, if any. The Company's sole responsibility is to its Client and this document does not exonerate parties to a transaction from exercising all their rights and obligations under the transaction documents. This document cannot be reproduced except in full, without prior written approval of the Company. Any unauthorized alteration, forgery or falsification of the content or appearance of this document is unlawful and offenders may be prosecuted to the fullest extent of the law. Unless otherwise stated the results shown in this test report refer only to the sample(s) tested and such sample(s) are retained for 30 days only.
Attention: To check the authenticity of testing /inspection report & certificate, please contact us at telephone: (86-755) 8307 1443, or email: CN.Doccheck@sgs.com
SGS-CSTC Standards Technical Services Co.,Ltd. Shenzhen Branch
No.1 Workshop, M-10, Middle Section, Science & Technology Park, Shenzhen, China 518057 t (86-755) 26012053 f (86-755) 26710594 www.sgsgroup.com.cn
中国·深圳·科技园中区M-10栋一号厂房 邮编: 518057 t (86-755) 26012053 f (86-755) 26710594 sgs.china@sgs.com
Member of the SGS Group (SGS SA)

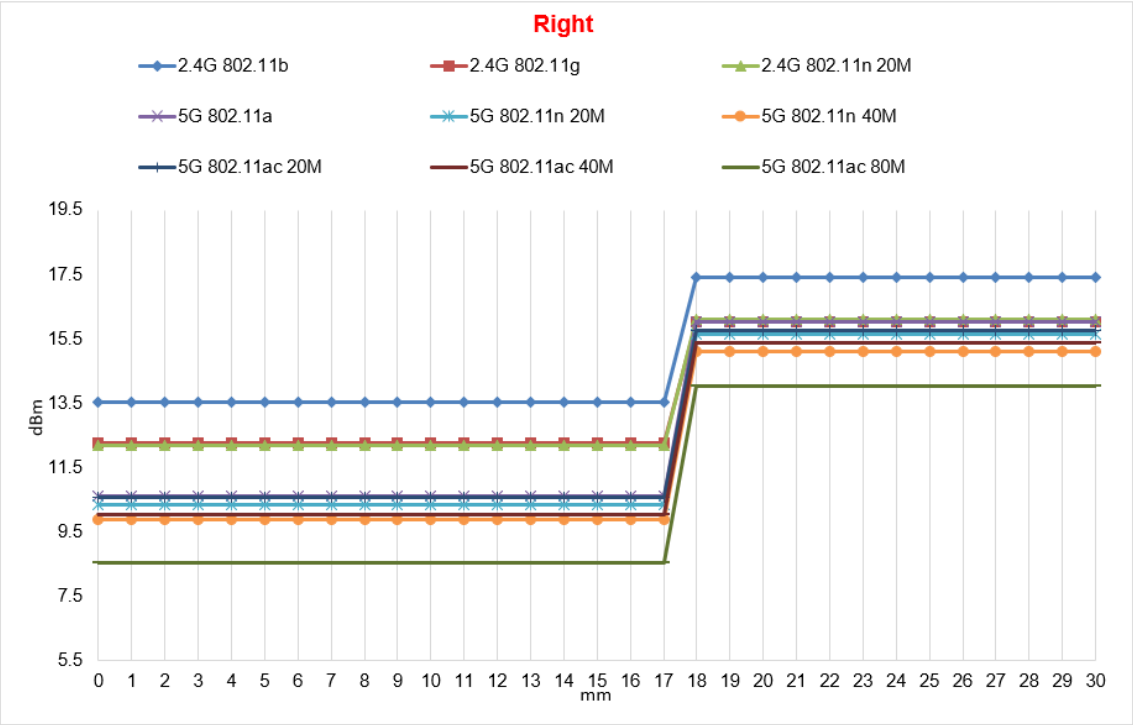

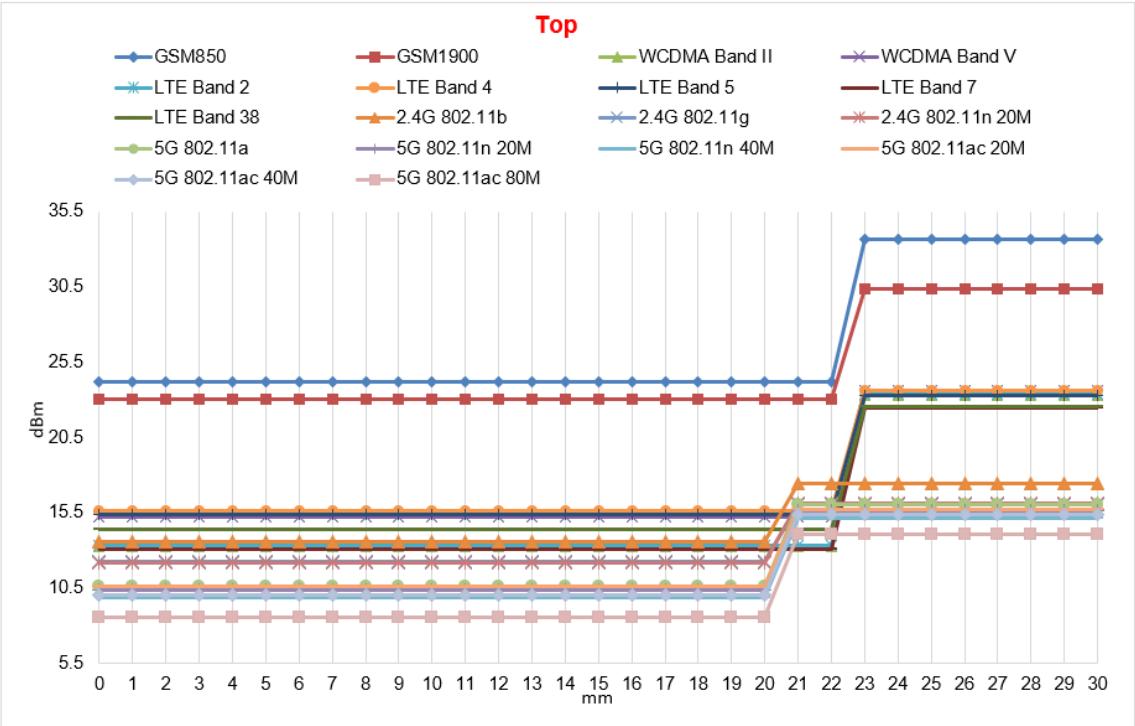

Unless otherwise agreed in writing, this document is issued by the Company subject to its General Conditions of Service printed overleaf, available on request or accessible at http://www.sgs.com/en/Terms-and-Conditions.aspx and, for electronic format documents, subject to Terms and Conditions for Electronic Documents at http://www.sgs.com/en/Terms-and-Conditions/Terms-e-Document.aspx. Attention is drawn to the limitation of liability, indemnification and jurisdiction issues defined therein. Any holder of this document is advised that information contained hereon reflects the Company's findings at the time of its intervention only and within the limits of Client's instructions, if any. The Company's sole responsibility is to its Client and this document does not exonerate parties to a transaction from exercising all their rights and obligations under the transaction documents. This document cannot be reproduced except in full, without prior written approval of the Company. Any unauthorized alteration, forgery or falsification of the content or appearance of this document is unlawful and offenders may be prosecuted to the fullest extent of the law. Unless otherwise stated the results shown in this test report refer only to the sample(s) tested and such sample(s) are retained for 30 days only.
Attention: To check the authenticity of testing /inspection report & certificate, please contact us at telephone: (86-755) 8307 1443, or email: CN.Doccheck@sgs.com
SGS-CSTC Standards Technical Services Co.,Ltd. Shenzhen Branch Testing Center-EEC Laboratory.
No.1 Workshop, M-10, Middle Section, Science & Technology Park, Shenzhen, China 518057 t (86-755) 26012053 f (86-755) 26710594 www.sgsgroup.com.cn
中国·深圳·科技园中区M-10栋一号厂房 邮编: 518057 t (86-755) 26012053 f (86-755) 26710594 sgs.china@sgs.com
Member of the SGS Group (SGS SA)

2) Proximity sensor coverage

If a sensor is spatially offset from the antenna(s), it is necessary to verify sensor triggering for conditions where the antenna is next to the user but the sensor is laterally further away to ensure sensor coverage is sufficient for reducing the power to maintain compliance. For p-sensor coverage testing, the device is moved and “along the direction of maximum antenna and sensor offset”.

The proximity sensor and main antenna use same metallic electrode, so there is no spatial offset.

3) Device tilt angle influences to proximity sensor triggering

The influence of device tilt angles to proximity sensor triggering was determined by positioning each tablet edge that contains a transmitting antenna, perpendicular to the flat phantom.

Rotating the tablet around the edge next to the phantom in ≤ 10° increments until the tablet is ± 45° from the vertical position at 0°, and the maximum output power remains in the reduced mode.

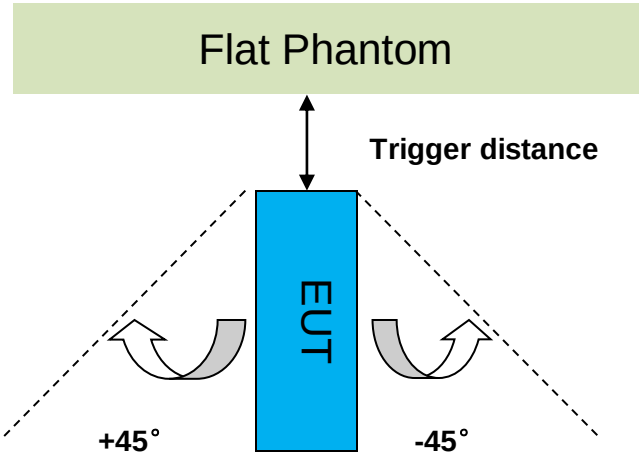

The Sensor Triggering Distance(mm)				
Position	Left Side	Right Side	Top Side	
	Main Antenna	WiFi Antenna	Main Antenna	WiFi Antenna
Minimum	8	17	22	20
Required SAR Test	7	16	21	19

Unless otherwise agreed in writing, this document is issued by the Company subject to its General Conditions of Service printed overleaf, available on request or accessible at http://www.sgs.com/en/Terms-and-Conditions.aspx and, for electronic format documents, subject to Terms and Conditions for Electronic Documents at http://www.sgs.com/en/Terms-and-Conditions/Terms-e-Document.aspx. Attention is drawn to the limitation of liability, indemnification and jurisdiction issues defined therein. Any holder of this document is advised that information contained hereon reflects the Company's findings at the time of its intervention only and within the limits of Client's instructions, if any. The Company's sole responsibility is to its Client and this document does not exonerate parties to a transaction from exercising all their rights and obligations under the transaction documents. This document cannot be reproduced except in full, without prior written approval of the Company. Any unauthorized alteration, forgery or falsification of the content or appearance of this document is unlawful and offenders may be prosecuted to the fullest extent of the law. Unless otherwise stated the results shown in this test report refer only to the sample(s) tested and such sample(s) are retained for 30 days only.
Attention: To check the authenticity of testing /inspection report & certificate, please contact us at telephone: (86-755) 8307 1443, or email: CN.Doccheck@sgs.com
SGS-CSTC Standards Technical Services Co., Ltd. Shenzhen Branch Testing Center-EEC Laboratory.
No.1 Workshop, M-10, Middle Section, Science & Technology Park, Shenzhen, China 518057 t (86-755) 26012053 f (86-755) 26710594 www.sgsgroup.com.cn
中国·深圳·科技园中区M-10栋一号厂房 邮编: 518057 t (86-755) 26012053 f (86-755) 26710594 sgs.china@sgs.com
Member of the SGS Group (SGS SA)

Summary of Tablet Tilt Angle Influence to Proximity Sensor Triggering for Top Side														
Band (MHz)	Minimum trigger distance Per KDB616217§6.2	Minimum trigger distance at which power reduction was maintained over ±45°	Power Reduction Status										
			-45°	-35°	-25°	-15°	-5°	0°	5°	15°	25°	35°	45°
GSM850	Left side: 8mm Top side:22mm	Left side: 8mm Top side:22mm	on	on	on	on	on	on	on	on	on	on	on
GSM1900	Left side: 8mm Top side:22mm	Left side: 8mm Top side:22mm	on	on	on	on	on	on	on	on	on	on	on
WCDMA Band II	Left side: 8mm Top side:22mm	Left side: 8mm Top side:22mm	on	on	on	on	on	on	on	on	on	on	on
WCDMA Band V	Left side: 8mm Top side:22mm	Left side: 8mm Top side:22mm	on	on	on	on	on	on	on	on	on	on	on
LTE Band 2	Left side: 8mm Top side:22mm	Left side: 8mm Top side:22mm	on	on	on	on	on	on	on	on	on	on	on
LTE Band 4	Left side: 8mm Top side:22mm	Left side: 8mm Top side:22mm	on	on	on	on	on	on	on	on	on	on	on
LTE Band 5	Left side: 8mm Top side:22mm	Left side: 8mm Top side:22mm	on	on	on	on	on	on	on	on	on	on	on
LTE Band 7	Left side: 8mm Top side:22mm	Left side: 8mm Top side:22mm	on	on	on	on	on	on	on	on	on	on	on
LTE Band 38	Left side: 8mm Top side:22mm	Left side: 8mm Top side:22mm	on	on	on	on	on	on	on	on	on	on	on
WIFI 2.4GHz	Right side:17mm Top side:20mm	Right side:17mm Top side:20mm	on	on	on	on	on	on	on	on	on	on	on
WIFI 5GHz	Right side:17mm Top side:20mm	Right side:17mm Top side:20mm	on	on	on	on	on	on	on	on	on	on	on

Main Antenna SAR test plan:

1. For back side, the worst trigger distance of proximity sensor is 20mm, thus we test back side SAR in 19mm without power reduction and 0mm with power reduction.
2. For left side, the worst trigger distance of proximity sensor is 8mm, thus we test left side SAR in 7mm without power reduction and 0mm with power reduction.
3. For top side, the worst trigger distance of proximity sensor is 22mm, thus we test top side SAR in 21mm without power reduction and 0mm with power reduction.

WiFi Antenna SAR test plan:

1. For back side, the worst trigger distance of proximity sensor is 19mm, thus we test back side SAR in 18mm without power reduction and 0mm with power reduction.
2. For right side, the worst trigger distance of proximity sensor is 17mm, thus we test right side SAR in 16mm without power reduction and 0mm with power reduction.
3. For top side, the worst trigger distance of proximity sensor is 20mm, thus we test top side SAR in 19mm without power reduction and 0mm with power reduction.

Unless otherwise agreed in writing, this document is issued by the Company subject to its General Conditions of Service printed overleaf, available on request or accessible at http://www.sgs.com/en/Terms-and-Conditions.aspx and, for electronic format documents, subject to Terms and Conditions for Electronic Documents at http://www.sgs.com/en/Terms-and-Conditions/Terms-e-Document.aspx. Attention is drawn to the limitation of liability, indemnification and jurisdiction issues defined therein. Any holder of this document is advised that information contained hereon reflects the Company's findings at the time of its intervention only and within the limits of Client's instructions, if any. The Company's sole responsibility is to its Client and this document does not exonerate parties to a transaction from exercising all their rights and obligations under the transaction documents. This document cannot be reproduced except in full, without prior written approval of the Company. Any unauthorized alteration, forgery or falsification of the content or appearance of this document is unlawful and offenders may be prosecuted to the fullest extent of the law. Unless otherwise stated the results shown in this test report refer only to the sample(s) tested and such sample(s) are retained for 30 days only.
Attention: To check the authenticity of testing /inspection report & certificate, please contact us at telephone: (86-755) 8307 1443, or email: CN.Doccheck@sgs.com
SGS-CSTC Standards Technical Services Co., Ltd. Shenzhen Branch Testing Center-EEC Laboratory.
No.1 Workshop, M-10, Middle Section, Science & Technology Park, Shenzhen, China 518057 t (86-755) 26012053 f (86-755) 26710594 www.sgsgroup.com.cn
中国·深圳·科技园中区M-10栋一号厂房 邮编: 518057 t (86-755) 26012053 f (86-755) 26710594 sgs.china@sgs.com
Member of the SGS Group (SGS SA)

Procedures for determining antenna and proximity sensor coverage:

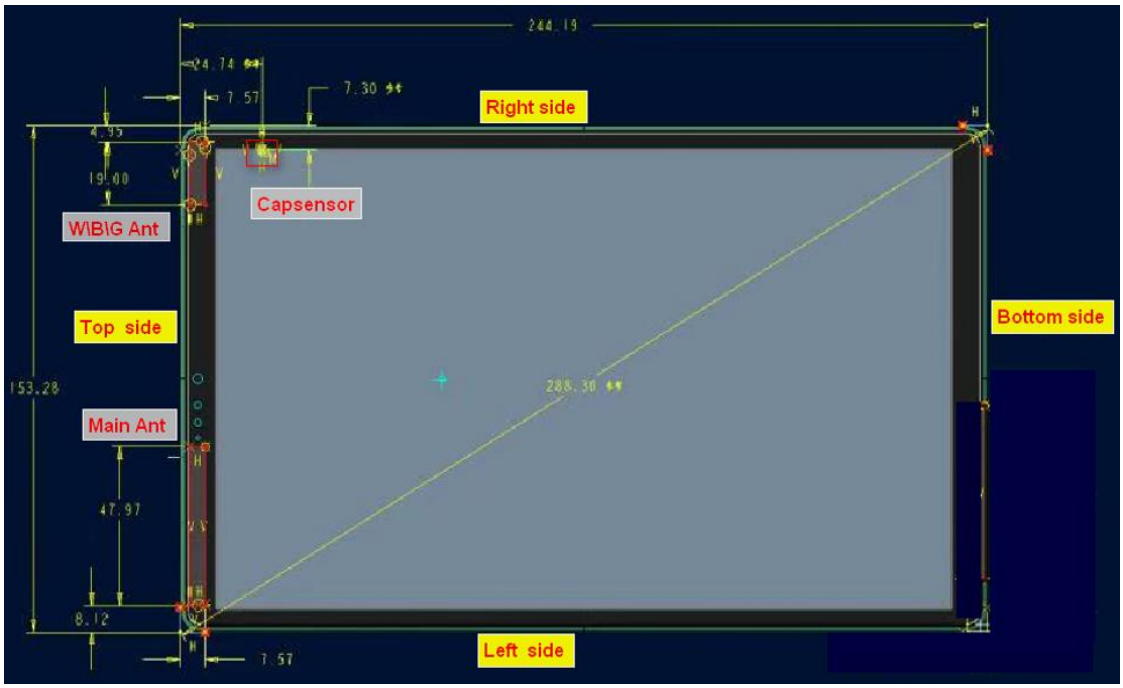

According to the antenna and sensors location figure: Proximity sensor pad does not fully cover the 2G/3G/4G main antenna. So the proximity sensor coverage need to be assessed for the frequency bands and test positions supporting proximity sensor power reduction per KDB 616217:

a) All the sides/edges (bottom side, front side and back side of the device) is positioned at a test separation distance less than or equal to the distance required for sensor triggering, with both the antenna and sensor pad located at least 20 mm laterally outside the edge (boundary) of the phantom, along the direction of maximum antenna and sensor offset.

Each applicable edge should be positioned perpendicularly to the phantom to determine sensor coverage. For antennas and/or sensors located near the corner of a tablet, both adjacent edges must be considered.

b) The similar sequence of steps applied to determine sensor triggering distance are used to verify the sensor coverage by moving the DUT(sensor and antenna) horizontally toward the phantom while maintaining the same vertical separation between the side or edge and the phantom.

c) After the exact location where triggering of power reduction is determined, with respect to the sensor and antenna, the DUT movement should be continued, in 3 mm increments, until both the sensor and antenna(s) are fully under the phantom and at least 20 mm inside the phantom edge.

d) The process is then repeated from the opposite direction, starting at the other end of the maximum antenna and sensor offset, by rotating the DUT 180° along the vertical axis.

e) The triggering points should be documented graphically, with the antenna and sensor clearly identified, along with all relevant dimensions.

f)If the subsequently measured peak SAR location for the antenna is not between the triggering points, established by the sensor coverage tests from opposite ends of the antenna and sensor, additional SAR tests may be required for conditions where only part of the surface or edge of the DUT corresponding to the antenna is in proximity to the user and the sensor may not be triggering as desired.

Unless otherwise agreed in writing, this document is issued by the Company subject to its General Conditions of Service printed overleaf, available on request or accessible at http://www.sgs.com/en/Terms-and-Conditions.aspx and, for electronic format documents, subject to Terms and Conditions for Electronic Documents at http://www.sgs.com/en/Terms-and-Conditions/Terms-e-Document.aspx. Attention is drawn to the limitation of liability, indemnification and jurisdiction issues defined therein. Any holder of this document is advised that information contained hereon reflects the Company's findings at the time of its intervention only and within the limits of Client's instructions, if any. The Company's sole responsibility is to its Client and this document does not exonerate parties to a transaction from exercising all their rights and obligations under the transaction documents. This document cannot be reproduced except in full, without prior written approval of the Company. Any unauthorized alteration, forgery or falsification of the content or appearance of this document is unlawful and offenders may be prosecuted to the fullest extent of the law. Unless otherwise stated the results shown in this test report refer only to the sample(s) tested and such sample(s) are retained for 30 days only.
Attention: To check the authenticity of testing /inspection report & certificate, please contact us at telephone: (86-755) 8307 1443, or email: CN.Doccheck@sgs.com
No.1 Workshop, M-10, Middle Section, Science & Technology Park, Shenzhen, China 518057 t (86-755) 26012053 f (86-755) 26710594 www.sgsgroup.com.cn
中国·深圳·科技园中区M-10栋一号厂房 邮编: 518057 t (86-755) 26012053 f (86-755) 26710594 sgs.china@sgs.com
Member of the SGS Group (SGS SA)

The proximity sensor coverage measurement method are as below:

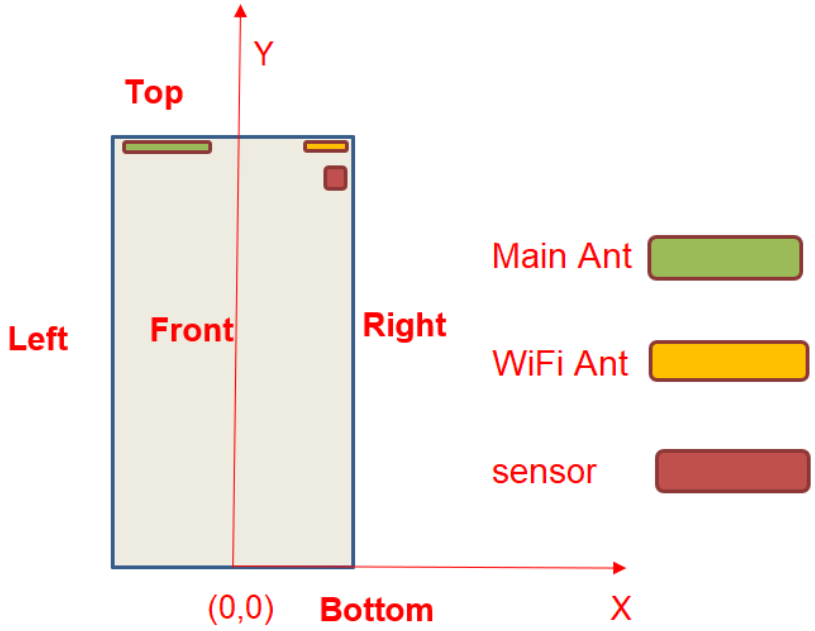

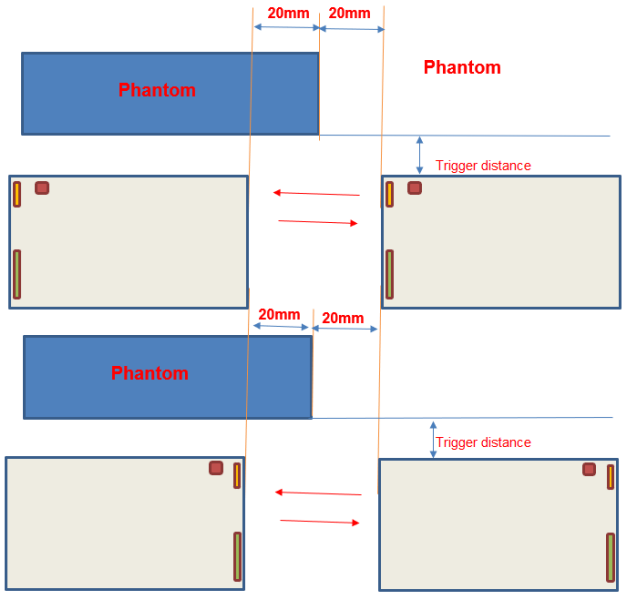

proximity sensor coverage assesment (Y coordinate direction)

Unless otherwise agreed in writing, this document is issued by the Company subject to its General Conditions of Service printed overleaf, available on request or accessible at http://www.sgs.com/en/Terms-and-Conditions.aspx and, for electronic format documents, subject to Terms and Conditions for Electronic Documents at http://www.sgs.com/en/Terms-and-Conditions/Terms-e-Document.aspx. Attention is drawn to the limitation of liability, indemnification and jurisdiction issues defined therein. Any holder of this document is advised that information contained hereon reflects the Company's findings at the time of its intervention only and within the limits of Client's instructions, if any. The Company's sole responsibility is to its Client and this document does not exonerate parties to a transaction from exercising all their rights and obligations under the transaction documents. This document cannot be reproduced except in full, without prior written approval of the Company. Any unauthorized alteration, forgery or falsification of the content or appearance of this document is unlawful and offenders may be prosecuted to the fullest extent of the law. Unless otherwise stated the results shown in this test report refer only to the sample(s) tested and such sample(s) are retained for 30 days only.
Attention: To check the authenticity of testing /inspection report & certificate, please contact us at telephone: (86-755) 8307 1443, or email: CN.Doccheck@sgs.com
SGS-CSTC Standards Technical Services Co., Ltd. Shenzhen Branch
No.1 Workshop, M-10, Middle Section, Science & Technology Park, Shenzhen, China 518057 t (86-755) 26012053 f (86-755) 26710594 www.sgsgroup.com.cn
中国·深圳·科技园中区M-10栋一号厂房 邮编: 518057 t (86-755) 26012053 f (86-755) 26710594 sgs.china@sgs.com
Member of the SGS Group (SGS SA)

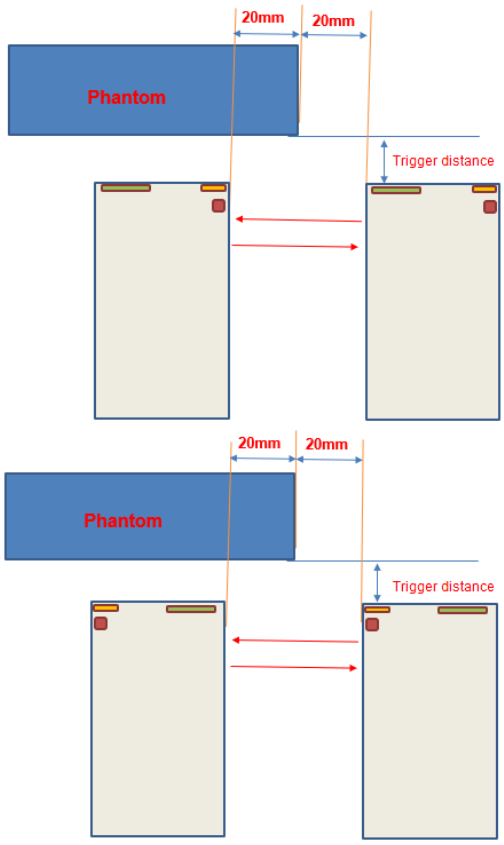

proximity sensor coverage assesment (X coordinate direction)

Unless otherwise agreed in writing, this document is issued by the Company subject to its General Conditions of Service printed overleaf, available on request or accessible at http://www.sgs.com/en/Terms-and-Conditions.aspx and, for electronic format documents, subject to Terms and Conditions for Electronic Documents at http://www.sgs.com/en/Terms-and-Conditions/Terms-e-Document.aspx. Attention is drawn to the limitation of liability, indemnification and jurisdiction issues defined therein. Any holder of this document is advised that information contained hereon reflects the Company's findings at the time of its intervention only and within the limits of Client's instructions, if any. The Company's sole responsibility is to its Client and this document does not exonerate parties to a transaction from exercising all their rights and obligations under the transaction documents. This document cannot be reproduced except in full, without prior written approval of the Company. Any unauthorized alteration, forgery or falsification of the content or appearance of this document is unlawful and offenders may be prosecuted to the fullest extent of the law. Unless otherwise stated the results shown in this test report refer only to the sample(s) tested and such sample(s) are retained for 30 days only.
Attention: To check the authenticity of testing /inspection report & certificate, please contact us at telephone: (86-755) 8307 1443, or email: CN.Doccheck@sgs.com
SGS-CSTC Standards Technical Services Co., Ltd. Shenzhen Branch
No.1 Workshop, M-10, Middle Section, Science & Technology Park, Shenzhen, China 518057 t (86-755) 26012053 f (86-755) 26710594 www.sgsgroup.com.cn
中国·深圳·科技园中区M-10栋一号厂房 邮编: 518057 t (86-755) 26012053 f (86-755) 26710594 sgs.china@sgs.com
Member of the SGS Group (SGS SA)

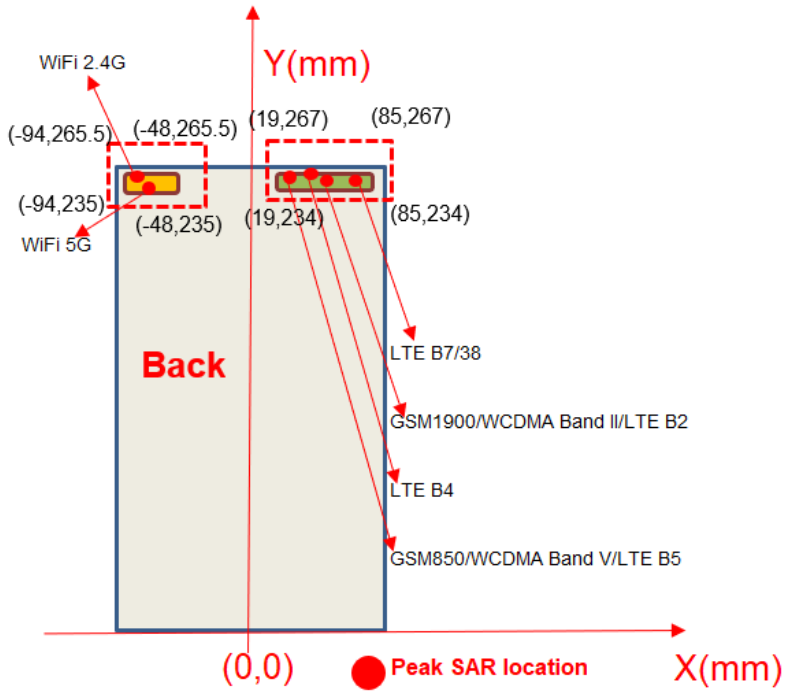

sensor coverage assesment results(Back side):

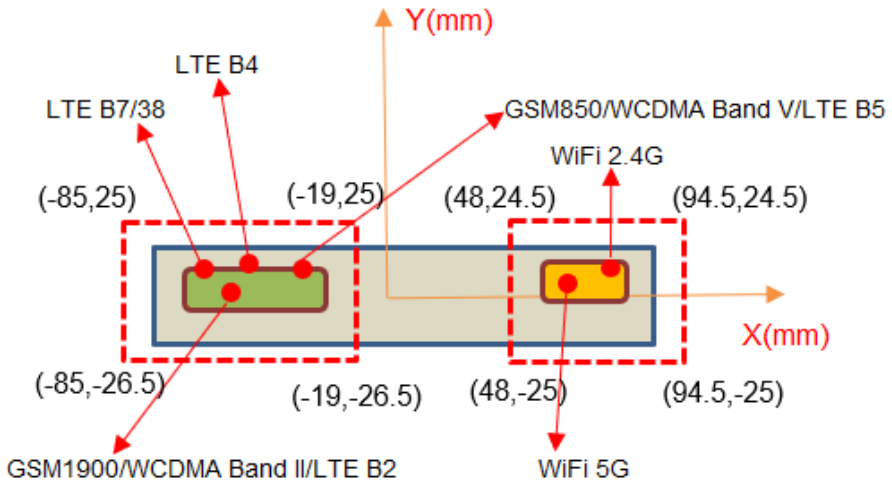

sensor coverage assesment results(Top side):

Conclusion:

As the subsequently measured peak SAR location for the antenna is between the triggering points, additional SAR tests are not required for proximity sensor coverage per KDB 616217.

Unless otherwise agreed in writing, this document is issued by the Company subject to its General Conditions of Service printed overleaf, available on request or accessible at http://www.sgs.com/en/Terms-and-Conditions.aspx and, for electronic format documents, subject to Terms and Conditions for Electronic Documents at http://www.sgs.com/en/Terms-and-Conditions/Terms-e-Document.aspx. Attention is drawn to the limitation of liability, indemnification and jurisdiction issues defined therein. Any holder of this document is advised that information contained hereon reflects the Company's findings at the time of its intervention only and within the limits of Client's instructions, if any. The Company's sole responsibility is to its Client and this document does not exonerate parties to a transaction from exercising all their rights and obligations under the transaction documents. This document cannot be reproduced except in full, without prior written approval of the Company. Any unauthorized alteration, forgery or falsification of the content or appearance of this document is unlawful and offenders may be prosecuted to the fullest extent of the law. Unless otherwise stated the results shown in this test report refer only to the sample(s) tested and such sample(s) are retained for 30 days only.
Attention: To check the authenticity of testing /inspection report & certificate, please contact us at telephone: (86-755) 8307 1443, or email: CN.Doccheck@sgs.com
SGS-CSTC Standards Technical Services Co.,Ltd. Shenzhen Branch
No.1 Workshop, M-10, Middle Section, Science & Technology Park, Shenzhen, China 518057 t (86-755) 26012053 f (86-755) 26710594 www.sgsgroup.com.cn
中国·深圳·科技园中区M-10栋一号厂房 邮编: 518057 t (86-755) 26012053 f (86-755) 26710594 sgs.china@sgs.com
Member of the SGS Group (SGS SA)

4 SAR System Verification Procedure

4.1 Tissue Simulate Liquid

4.1.1 Recipes for Tissue Simulate Liquid

The bellowing tables give the recipes for tissue simulating liquids to be used in different frequency bands：

Ingredients (% by weight)	Frequency (MHz)				
	450	700-900	1800-2000	2300-2500	2500-2700
Water	38.56	40.30	55.24	55.00	54.92
Salt (NaCl)	3.95	1.38	0.31	0.2	0.23
Sucrose	56.32	57.90	0	0	0
HEC	0.98	0.24	0	0	0
Bactericide	0.19	0.18	0	0	0
Tween	0	0	44.45	44.80	44.85

Salt: 99+% Pure Sodium Chloride

Sucrose: 98+% Pure Sucrose

Water: De-ionized, 16 MΩ+ resistivity

HEC: Hydroxyethyl Cellulose

Tween: Polyoxyethylene (20) sorbitan monolaurate

HSL5GHz is composed of the following ingredients：

Water：50-65%

Mineral oil：10-30%

Emulsifiers：8-25%

Sodium salt：0-1.5%

Table 1： Recipe of Tissue Simulate Liquid

Unless otherwise agreed in writing, this document is issued by the Company subject to its General Conditions of Service printed overleaf, available on request or accessible at http://www.sgs.com/en/Terms-and-Conditions.aspx and, for electronic format documents, subject to Terms and Conditions for Electronic Documents at http://www.sgs.com/en/Terms-and-Conditions/Terms-e-Document.aspx. Attention is drawn to the limitation of liability, indemnification and jurisdiction issues defined therein. Any holder of this document is advised that information contained hereon reflects the Company's findings at the time of its intervention only and within the limits of Client's instructions, if any. The Company's sole responsibility is to its Client and this document does not exonerate parties to a transaction from exercising all their rights and obligations under the transaction documents. This document cannot be reproduced except in full, without prior written approval of the Company. Any unauthorized alteration, forgery or falsification of the content or appearance of this document is unlawful and offenders may be prosecuted to the fullest extent of the law. Unless otherwise stated the results shown in this test report refer only to the sample(s) tested and such sample(s) are retained for 30 days only.
Attention: To check the authenticity of testing /inspection report & certificate, please contact us at telephone: (86-755) 8307 1443, or email: CN.Doccheck@sgs.com
SGS-CSTC Standards Technical Services Co.,Ltd. Shenzhen Branch Testing Center-EEC Laboratory.
No.1 Workshop, M-10, Middle Section, Science & Technology Park, Shenzhen, China 518057 t (86-755) 26012053 f (86-755) 26710594 www.sgsgroup.com.cn
中国·深圳·科技园中区M-10栋一号厂房 邮编: 518057 t (86-755) 26012053 f (86-755) 26710594 sgs.china@sgs.com
Member of the SGS Group (SGS SA)

4.1.2 Measurement for Tissue Simulate Liquid

The dielectric properties for this Tissue Simulate Liquids were measured by using the Agilent Model 85070E Dielectric Probe in conjunction with Agilent E5071C Network Analyzer (300 KHz-8500 MHz). The Conductivity (σ) and Permittivity (ρ) are listed in Table 2. For the SAR measurement given in this report. The temperature variation of the Tissue Simulate Liquids was 22±2°C.

Tissue Type	Measured Frequency (MHz)	Target Tissue (±5%)		Measured Tissue		Liquid Temp.	Measured Date
		ε_r	σ(S/m)	ε_r	σ(S/m)	(℃)	
835 Head	835	41.5 (39.43~43.58)	0.90 (0.86~0.95)	41.760	0.939	22.1	2019/12/5
1750 Head	1750	40.1 (38.10~42.11)	1.37 (1.30~1.44)	40.441	1.317	22.2	2019/12/6
1900 Head	1900	40.0 (38.00~42.00)	1.40 (1.33~1.47)	40.159	1.354	22.3	2019/12/7
2450 Head	2450	39.20 (37.24~41.16)	1.80 (1.71~1.89)	41.039	1.811	22.0	2019/12/3
2600 Head	2600	39.0 (37.05~40.95)	1.96 (1.86~2.06)	40.535	1.983	22.1	2019/12/4
5250Head	5250	35.9 (34.11~37.70)	4.71 (4.47~4.95)	36.578	4.721	22.2	2019/11/28
5600 Head	5600	35.5 (33.73~37.28)	5.07 (4.82~5.32)	35.626	5.107	22.2	2019/11/29
5750 Head	5750	35.4 (33.63~37.17)	5.22 (4.96~5.48)	35.262	5.279	22.2	2019/11/30

Table 2： Measurement result of Tissue electric parameters

Unless otherwise agreed in writing, this document is issued by the Company subject to its General Conditions of Service printed overleaf, available on request or accessible at http://www.sgs.com/en/Terms-and-Conditions.aspx and, for electronic format documents, subject to Terms and Conditions for Electronic Documents at http://www.sgs.com/en/Terms-and-Conditions/Terms-e-Document.aspx. Attention is drawn to the limitation of liability, indemnification and jurisdiction issues defined therein. Any holder of this document is advised that information contained hereon reflects the Company's findings at the time of its intervention only and within the limits of Client's instructions, if any. The Company's sole responsibility is to its Client and this document does not exonerate parties to a transaction from exercising all their rights and obligations under the transaction documents. This document cannot be reproduced except in full, without prior written approval of the Company. Any unauthorized alteration, forgery or falsification of the content or appearance of this document is unlawful and offenders may be prosecuted to the fullest extent of the law. Unless otherwise stated the results shown in this test report refer only to the sample(s) tested and such sample(s) are retained for 30 days only.
Attention: To check the authenticity of testing /inspection report & certificate, please contact us at telephone: (86-755) 8307 1443, or email: CN.Doccheck@sgs.com
SGS-CSTC Standards Technical Services Co., Ltd. Shenzhen Branch Testing Center-EEC Laboratory.
No.1 Workshop, M-10, Middle Section, Science & Technology Park, Shenzhen, China 518057 t (86-755) 26012053 f (86-755) 26710594 www.sgsgroup.com.cn
中国·深圳·科技园中区M-10栋一号厂房 邮编: 518057 t (86-755) 26012053 f (86-755) 26710594 sgs.china@sgs.com
Member of the SGS Group (SGS SA)

4.2 SAR System Check

The microwave circuit arrangement for system Check is sketched in F-3. The daily system accuracy verification occurs within the flat section of the SAM phantom. A SAR measurement was performed to see if the measured SAR was within +/- 10% from the target SAR values. The tests were conducted on the same days as the measurement of the EUT. The obtained results from the system accuracy verification are displayed in the following table (A power level of 250mW (below 3GHz) or 100mW (3-6GHz) was input to the dipole antenna). During the tests, the ambient temperature of the laboratory was in the range 22±2°C, the relative humidity was in the range 60% and the liquid depth above the ear reference points was above 15±0.5 cm in all the cases. It is seen that the system is operating within its specification, as the results are within acceptable tolerance of the reference values.

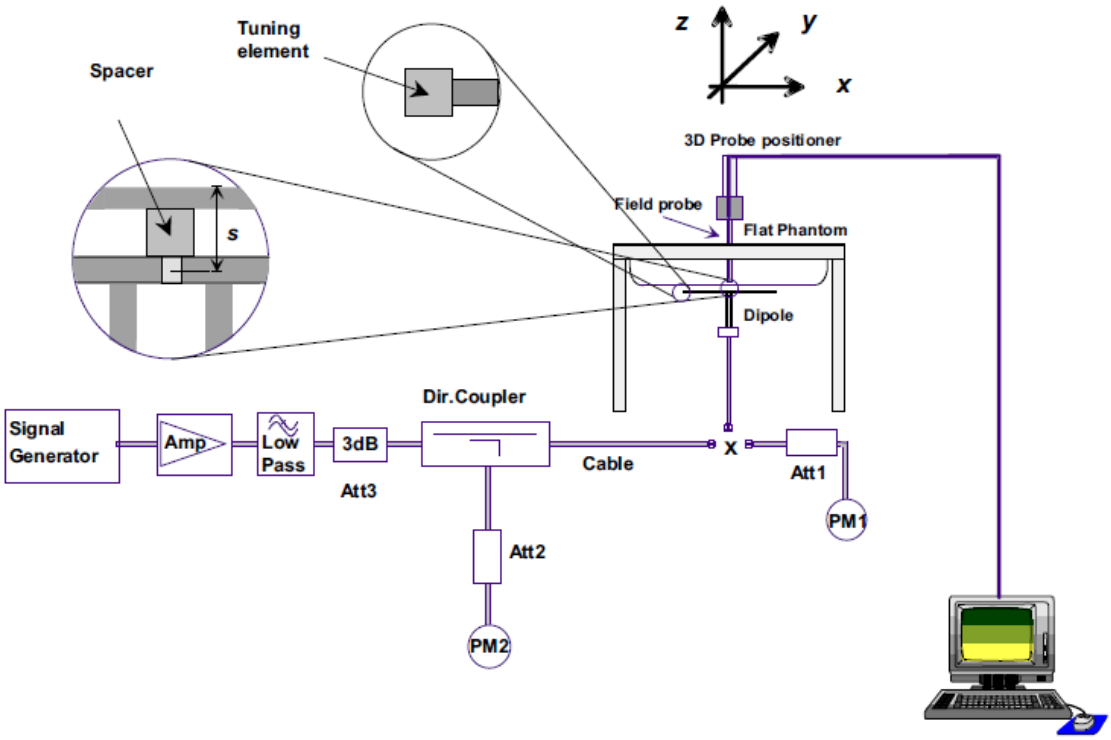

F-3. the microwave circuit arrangement used for SAR system check

Unless otherwise agreed in writing, this document is issued by the Company subject to its General Conditions of Service printed overleaf, available on request or accessible at http://www.sgs.com/en/Terms-and-Conditions.aspx and, for electronic format documents, subject to Terms and Conditions for Electronic Documents at http://www.sgs.com/en/Terms-and-Conditions/Terms-e-Document.aspx. Attention is drawn to the limitation of liability, indemnification and jurisdiction issues defined therein. Any holder of this document is advised that information contained hereon reflects the Company's findings at the time of its intervention only and within the limits of Client's instructions, if any. The Company's sole responsibility is to its Client and this document does not exonerate parties to a transaction from exercising all their rights and obligations under the transaction documents. This document cannot be reproduced except in full, without prior written approval of the Company. Any unauthorized alteration, forgery or falsification of the content or appearance of this document is unlawful and offenders may be prosecuted to the fullest extent of the law. Unless otherwise stated the results shown in this test report refer only to the sample(s) tested and such sample(s) are retained for 30 days only.
Attention: To check the authenticity of testing /inspection report & certificate, please contact us at telephone: (86-755) 8307 1443, or email: CN.Doccheck@sgs.com
No.1 Workshop, M-10, Middle Section, Science & Technology Park, Shenzhen, China 518057 t (86-755) 26012053 f (86-755) 26710594 www.sgsgroup.com.cn
中国·深圳·科技园中区M-10栋一号厂房 邮编: 518057 t (86-755) 26012053 f (86-755) 26710594 sgs.china@sgs.com
Member of the SGS Group (SGS SA)

4.2.1 Justification for Extended SAR Dipole Calibrations

1) Referring to KDB865664 D01 requirements for dipole calibration, instead of the typical annual calibration recommended by measurement standards, longer calibration intervals of up to three years may be considered when it is demonstrated that the SAR target, impedance and return loss of a dipole have remain stable according to the following requirements. Each measured dipole is expected to evaluate with the following criteria at least on annual interval in Appendix C.

a) There is no physical damage on the dipole;
b) System check with specific dipole is within 10% of calibrated value;
c) Return-loss is within 10% of calibrated measurement;
d) Impedance is within 5Ω from the previous measurement.

2) Network analyzer probe calibration against air, distilled water and a shorting block performed before measuring liquid parameters.

Unless otherwise agreed in writing, this document is issued by the Company subject to its General Conditions of Service printed overleaf, available on request or accessible at http://www.sgs.com/en/Terms-and-Conditions.aspx and, for electronic format documents, subject to Terms and Conditions for Electronic Documents at http://www.sgs.com/en/Terms-and-Conditions/Terms-e-Document.aspx. Attention is drawn to the limitation of liability, indemnification and jurisdiction issues defined therein. Any holder of this document is advised that information contained hereon reflects the Company's findings at the time of its intervention only and within the limits of Client's instructions, if any. The Company's sole responsibility is to its Client and this document does not exonerate parties to a transaction from exercising all their rights and obligations under the transaction documents. This document cannot be reproduced except in full, without prior written approval of the Company. Any unauthorized alteration, forgery or falsification of the content or appearance of this document is unlawful and offenders may be prosecuted to the fullest extent of the law. Unless otherwise stated the results shown in this test report refer only to the sample(s) tested and such sample(s) are retained for 30 days only.
Attention: To check the authenticity of testing /inspection report & certificate, please contact us at telephone: (86-755) 8307 1443, or email: CN.Doccheck@sgs.com
SGS-CSTC Standards Technical Services Co.,Ltd. Shenzhen Branch Testing Center-EEC Laboratory.
No.1 Workshop, M-10, Middle Section, Science & Technology Park, Shenzhen, China 518057 t (86-755) 26012053 f (86-755) 26710594 www.sgsgroup.com.cn
中国·深圳·科技园中区M-10栋一号厂房 邮编: 518057 t (86-755) 26012053 f (86-755) 26710594 sgs.china@sgs.com
Member of the SGS Group (SGS SA)

4.2.2 Summary System Validation Result(s)

Validation Kit		Measured SAR 250mW	Measured SAR 250mW	Measured SAR normalized to 1W)	Measured SAR (normalized to 1W)	Target SAR (normalized to 1W) (±10%)	Target SAR (normalized to 1W) (±10%)	Liquid Temp. (℃)	Measured Date
		1g (W/kg)	10g (W/kg)	1g (W/kg)	10g (W/kg)	1-g(W/kg)	10-g(W/kg)		
D835V2	Head	2.50	1.66	10.00	6.64	9.46 (8.51~10.41)	6.13 (5.52~6.74)	22.1	2019/12/5
D1750V2	Head	9.20	4.93	36.80	19.72	36.3 (32.67~39.93)	19.2 (17.28~21.12)	22.2	2019/12/6
D1900V2	Head	9.73	4.99	38.92	19.96	40.6 (36.54~44.66)	21.2 (19.08~23.32)	22.3	2019/12/7
D2450V2	Head	14.00	6.38	56.00	25.52	53.5 (48.15~58.85)	25.1 (22.59~27.61)	22.0	2019/12/3
D2600V2	Head	14.00	6.18	56.00	24.72	56.8 (51.12~62.48)	24.9 (22.41~27.39)	22.1	2019/12/4
Validation Kit		**Measured SAR 100mW**	**Measured SAR 100mW**	**Measured SAR (normalized to 1W)**	**Measured SAR (normalized to 1W)**	**Target SAR (normalized to 1W) (±10%)**	**Target SAR (normalized to 1W) (±10%)**	**Liquid Temp. (℃)**	**Measured Date**
		1g (W/kg)	10g (W/kg)	1g (W/kg)	10g (W/kg)	1-g(W/kg)	10-g(W/kg)		
D5GHzV2	Head (5.25GHz)	7.80	2.15	78.00	21.50	76.6 (68.94~84.26)	21.9 (19.71~24.09)	22.2	2019/11/28
	Head (5.6GHz)	8.51	2.30	85.10	23.00	80.4 (72.36~88.44)	22.8 (20.52~25.08)	22.2	2019/11/29
	Head (5.75GHz)	8.43	2.31	84.30	23.10	80.0 (72.00~88.00)	22.7 (20.43~24.97)	22.2	2019/11/30

Table 3： SAR System Check Result

4.2.3 Detailed System Check Results

Please see the Appendix A

Unless otherwise agreed in writing, this document is issued by the Company subject to its General Conditions of Service printed overleaf, available on request or accessible at http://www.sgs.com/en/Terms-and-Conditions.aspx and, for electronic format documents, subject to Terms and Conditions for Electronic Documents at http://www.sgs.com/en/Terms-and-Conditions/Terms-e-Document.aspx. Attention is drawn to the limitation of liability, indemnification and jurisdiction issues defined therein. Any holder of this document is advised that information contained hereon reflects the Company's findings at the time of its intervention only and within the limits of Client's instructions, if any. The Company's sole responsibility is to its Client and this document does not exonerate parties to a transaction from exercising all their rights and obligations under the transaction documents. This document cannot be reproduced except in full, without prior written approval of the Company. Any unauthorized alteration, forgery or falsification of the content or appearance of this document is unlawful and offenders may be prosecuted to the fullest extent of the law. Unless otherwise stated the results shown in this test report refer only to the sample(s) tested and such sample(s) are retained for 30 days only.
Attention: To check the authenticity of testing /inspection report & certificate, please contact us at telephone: (86-755) 8307 1443, or email: CN.Doccheck@sgs.com
SGS-CSTC Standards Technical Services Co., Ltd. Shenzhen Branch Testing Center-EEC Laboratory.
No.1 Workshop, M-10, Middle Section, Science & Technology Park, Shenzhen, China 518057 t (86-755) 26012053 f (86-755) 26710594 www.sgsgroup.com.cn
中国·深圳·科技园中区M-10栋一号厂房 邮编: 518057 t (86-755) 26012053 f (86-755) 26710594 sgs.china@sgs.com
Member of the SGS Group (SGS SA)

5 Test results and Measurement Data

5.1 Operation Configurations

5.1.1 GSM Test Configuration

SAR tests for GSM 850 and GSM 1900, a communication link is set up with a base station by air link. Using CMW500 the power lever is set to “5”and “0” in SAR of GSM 850 and GSM 1900. The tests in the band of GSM 850 and GSM 1900 are performed in the mode of GPRS/EGPRS function. Since the GPRS class is 12 for this EUT, it has at most 4 timeslots in uplink and at most 4 timeslots in downlink, the maximum total timeslot is 5. The EGPRS class is 12 for this EUT, it has at most 4 timeslots in uplink, and at most 4 timeslots in downlink, the maximum total timeslot is 5.

SAR test reduction for GPRS and EDGE modes is determined by the source-based time-averaged output power specified for production units, including tune-up tolerance. The data mode with highest specified time-averaged output power should be tested for SAR compliance in the applicable exposure conditions. For modes with the same specified maximum output power and tolerance, the higher number time-slot configuration should be tested.

When SAR tests for EGPRS mode is necessary, GMSK modulation should be used to minimize SAR measurement error due to higher peak-to-average power (PAR) ratios inherent in 8-PSK.

The 3G SAR test reduction procedure is applied to 8-PSK EDGE with GMSK GPRS/EDGE as the primary mode

5.1.2 WCDMA Test Configuration

1）. <u>Output Power Verification</u>

Maximum output power is verified on the high, middle and low channels according to procedures described in section 5.2 of 3GPP TS 34.121, using the appropriate RMC or AMR with TPC (transmit power control) set to all “1’s” for WCDMA/HSDPA or by applying the required inner loop power control procedures to maintain maximum output power while HSUPA is active. Results for all applicable physical channel configurations (DPCCH, DPDCHn and spreading codes, HSDPA, HSPA) are required in the SAR report. All configurations that are not supported by the handset or cannot be measured due to technical or equipment limitations must be clearly identified.

2）. <u>Body SAR</u>

SAR for body configurations is measured using a 12.2 kbps RMC with TPC bits configured to all “1’s”. The 3G SAR test reduction procedure is applied to other spreading codes and multiple DPDCHn configurations supported by the handset with 12.2 kbps RMC as the primary mode. Otherwise, SAR is measured using an applicable RMC configuration with the corresponding spreaing code or DPDCHn, for the highest reported body-worn accessory exposure SAR configuration in 12.2 kbps RMC. When more than 2 DPDCHn are supported by the handset, it may be necessary to configure additional DPDCHn using FTM (Factory Test Mode) or other chipset based test approaches with parameters similar to those used in 384 kbps and 768 kbps RMC.

3）. <u>HSDPA / HSUPA / DC-HSDPA</u>

According to KDB 941225 D01v03, RMC 12.2kbps setting is used to evaluate SAR. If the maximum output power and tune-up tolerance specified for production units in HSDPA / HSUPA / DC-HSDPA is ≤ ¼ dB higher than RMC 12.2Kbps or when the highest reported SAR of the RMC12.2Kbps is scaled by the ratio of specified maximum output power and tune-up tolerance of HSDPA / HSUPA / DC-HSDPA to RMC12.2Kbps and the adjusted SAR is ≤ 1.2 W/kg, SAR measurement is not required for HSDPA / HSUPA / DC-HSDPA

Unless otherwise agreed in writing, this document is issued by the Company subject to its General Conditions of Service printed overleaf, available on request or accessible at http://www.sgs.com/en/Terms-and-Conditions.aspx and, for electronic format documents, subject to Terms and Conditions for Electronic Documents at http://www.sgs.com/en/Terms-and-Conditions/Terms-e-Document.aspx. Attention is drawn to the limitation of liability, indemnification and jurisdiction issues defined therein. Any holder of this document is advised that information contained hereon reflects the Company's findings at the time of its intervention only and within the limits of Client's instructions, if any. The Company's sole responsibility is to its Client and this document does not exonerate parties to a transaction from exercising all their rights and obligations under the transaction documents. This document cannot be reproduced except in full, without prior written approval of the Company. Any unauthorized alteration, forgery or falsification of the content or appearance of this document is unlawful and offenders may be prosecuted to the fullest extent of the law. Unless otherwise stated the results shown in this test report refer only to the sample(s) tested and such sample(s) are retained for 30 days only.
Attention: To check the authenticity of testing /inspection report & certificate, please contact us at telephone: (86-755) 8307 1443, or email: CN.Doccheck@sgs.com
No.1 Workshop, M-10, Middle Section, Science & Technology Park, Shenzhen, China 518057 t (86–755) 26012053 f (86–755) 26710594 www.sgsgroup.com.cn
中国·深圳·科技园中区M–10栋一号厂房 邮编: 518057 t (86–755) 26012053 f (86–755) 26710594 sgs.china@sgs.com
Member of the SGS Group (SGS SA)

a) HSDPA

HSDPA is configured according to the applicable UE category of a test device. The number of HS-DSCH/HS-PDSCHs, HARQ processes, minimum inter-TTI interval, transport block sizes and RV coding sequence are defined by the H-set. To maintain a consistent test configuration and stable transmission conditions, QPSK is used in the H-set for SAR testing. HS-DPCCH should be configured with a CQI feedback cycle of 4 ms and a CQI repetition factor of 2 to maintain a constant rate of active CQI slots. DPCCH and DPDCH gain factors(βc, βd), and HS-DPCCH power offset parameters (ΔACK, ΔNACK, ΔCQI) are set according to values indicated in the following table The CQI value is determined by the UE category, transport block size, number of HS-PDSCHs and modulation used in the H-set.

Sub-test	βc	Bd	βd(SF)	βc/βd	βhs	CM(dB)	MPR (dB)
1	2/15	15/15	64	2/15	4/15	0.0	0
2	12/15(3)	15/15(3)	64	12/15(3)	24/15	1.0	0
3	15/15	8/15	64	15/8	30/15	1.5	0.5
4	15/15	4/15	64	15/4	30/15	1.5	0.5

Note1: △ACK, △NACK and △CQI= 8 Ahs = βhs/βc=30/15 βhs=30/15*βc
Note2:For the HS-DPCCH power mask requirement test in clause 5.2C,5.7A,and the Error Vector Magnitude(EVM) with HS-DPCCH test in clause 5.13.1.A,and HSDPA EVM with phase discontinuity in clause 5.13.1AA, △ACK and △NACK= 8 (Ahs=30/15) with βhs=30/15*βc,and △CQI=
7 (Ahs=24/15) with βhs=24/15*βc.
Note3: CM=1 forβc/βd =12/15, βhs/βc=24/15. For all other combinations of DPDCH, DPCCH and HS-DPCCH the MPR is based on the relative CM difference. This is applicable for only UEs that support HSDPA in release 6 and later releases.

The measurements were performed with a Fixed Reference Channel (FRC) and H-Set 1 QPSK.

Parameter	Value
Nominal average inf. bit rate	534 kbit/s
Inter-TTI Distance	3 TTI"s
Number of HARQ Processes	2 Processes
Information Bit Payload	3202 Bits
MAC-d PDU size	336 Bits
Number Code Blocks	1 Block
Binary Channel Bits Per TTI	4800 Bits
Total Available SMLs in UE	19200 SMLs
Number of SMLs per HARQ Process	9600 SMLs
Coding Rate	0.67
Number of Physical Channel Codes	5

Table 4： settings of required H-Set 1 QPSK acc. to 3GPP 34.121

Unless otherwise agreed in writing, this document is issued by the Company subject to its General Conditions of Service printed overleaf, available on request or accessible at http://www.sgs.com/en/Terms-and-Conditions.aspx and, for electronic format documents, subject to Terms and Conditions for Electronic Documents at http://www.sgs.com/en/Terms-and-Conditions/Terms-e-Document.aspx. Attention is drawn to the limitation of liability, indemnification and jurisdiction issues defined therein. Any holder of this document is advised that information contained hereon reflects the Company's findings at the time of its intervention only and within the limits of Client's instructions, if any. The Company's sole responsibility is to its Client and this document does not exonerate parties to a transaction from exercising all their rights and obligations under the transaction documents. This document cannot be reproduced except in full, without prior written approval of the Company. Any unauthorized alteration, forgery or falsification of the content or appearance of this document is unlawful and offenders may be prosecuted to the fullest extent of the law. Unless otherwise stated the results shown in this test report refer only to the sample(s) tested and such sample(s) are retained for 30 days only.
Attention: To check the authenticity of testing /inspection report & certificate, please contact us at telephone: (86-755) 8307 1443, or email: CN.Doccheck@sgs.com
SGS-CSTC Standards Technical Services Co.,Ltd. Shenzhen Branch Testing Center-EEC Laboratory.
No.1 Workshop, M-10, Middle Section, Science & Technology Park, Shenzhen, China 518057 t (86-755) 26012053 f (86-755) 26710594 www.sgsgroup.com.cn
中国·深圳·科技园中区M-10栋一号厂房 邮编: 518057 t (86-755) 26012053 f (86-755) 26710594 sgs.china@sgs.com
Member of the SGS Group (SGS SA)

HS-DSCH Category	Maximum HS-DSCH Codes Received	Minimum Inter-TTI Interval	MaximumH S-DSCH Transport BlockBits/HS-DSCH TTI	Total Soft Channel Bits
1	5	3	7298	19200
2	5	3	7298	28800
3	5	2	7298	28800
4	5	2	7298	38400
5	5	1	7298	57600
6	5	1	7298	67200
7	10	1	14411	115200
8	10	1	14411	134400
9	15	1	25251	172800
10	15	1	27952	172800
11	5	2	3630	14400
12	5	1	3630	28800
13	15	1	34800	259200
14	15	1	42196	259200
15	15	1	23370	345600
16	15	1	27952	345600

Table 5： HSDPA UE category

b) <u>HSUPA</u>

Due to inner loop power control requirements in HSUPA, a commercial communication test set should be used for the output power and SAR tests. The 12.2 kbps RMC, FRC H-set 1 and E-DCH configurations for HSUPA should be configured according to the values indicated below as well as other applicable procedures described in the „WCDMA Handset" and „Release 5 HSUPA Data Device" sections of 3G device.

Unless otherwise agreed in writing, this document is issued by the Company subject to its General Conditions of Service printed overleaf, available on request or accessible at http://www.sgs.com/en/Terms-and-Conditions.aspx and, for electronic format documents, subject to Terms and Conditions for Electronic Documents at http://www.sgs.com/en/Terms-and-Conditions/Terms-e-Document.aspx. Attention is drawn to the limitation of liability, indemnification and jurisdiction issues defined therein. Any holder of this document is advised that information contained hereon reflects the Company's findings at the time of its intervention only and within the limits of Client's instructions, if any. The Company's sole responsibility is to its Client and this document does not exonerate parties to a transaction from exercising all their rights and obligations under the transaction documents. This document cannot be reproduced except in full, without prior written approval of the Company. Any unauthorized alteration, forgery or falsification of the content or appearance of this document is unlawful and offenders may be prosecuted to the fullest extent of the law. Unless otherwise stated the results shown in this test report refer only to the sample(s) tested and such sample(s) are retained for 30 days only.
Attention: To check the authenticity of testing /inspection report & certificate, please contact us at telephone: (86-755) 8307 1443, or email: CN.Doccheck@sgs.com
SGS-CSTC Standards Technical Services Co., Ltd. Shenzhen Branch Testing Center-EEC Laboratory.
No.1 Workshop, M-10, Middle Section, Science & Technology Park, Shenzhen, China 518057 t (86-755) 26012053 f (86-755) 26710594 www.sgsgroup.com.cn
中国·深圳·科技园中区M-10栋一号厂房 邮编: 518057 t (86-755) 26012053 f (86-755) 26710594 sgs.china@sgs.com
Member of the SGS Group (SGS SA)

Sub-test	β_c	β_d	β_d (SF)	β_c/β_d	β_{hs}(1)	β_{ec}	β_{ed}	β_{ec} (SF)	β_{ed} (code)	CM(2) (dB)	MPR (dB)	AG(4) Index	E-TFCI
1	11/15(3)	15/15(3)	64	11/15(3)	22/15	209/225	1039/225	4	1	1.0	0.0	20	75
2	6/15	15/15	64	6/15	12/15	12/15	94/75	4	1	3.0	2.0	12	67
3	15/15	9/15	64	15/9	30/15	30/15	β_{ed1}:47/15 β_{ed2}:47/15	4	2	2.0	1.0	15	92
4	2/15	15/15	64	2/15	4/15	2/15	56/75	4	1	3.0	2.0	17	71
5	15/15(4)	15/15(4)	64	15/15(4)	30/15	24/15	134/15	4	1	1.0	0.0	21	81

Note 1: Δ ACK, Δ NACK and Δ CQI = 8 $A_{hs} = \beta_{hs}/\beta_c = 30/15$ $\beta_{hs} = 30/15 * \beta_c$

Note 2: CM = 1 for $\beta_c/\beta_d = 12/15$, $\beta_{hs}/\beta_c = 24/15$. For all other combinations of DPDCH, DPCCH, HS-DPCCH, E-DPDCH and E-DPCCH the MPR is based on the relative CM difference

Note 3 : For subtest 1 the β_c/β_d ratio of 11/15 for the TFC during the measurement period (TF1, TF0) is achieved by setting the signalled gain factors for the reference TFC (TF1, TF1) to $\beta_c = 10/15$ and $\beta_d = 15/15$

Note 4 : For subtest 5 the β_c/β_d ratio of 15/15 for the TFC during the measurement period (TF1, TF0) is achieved by setting the signalled gain factors for the reference TFC (TF1, TF1) to $\beta_c = 14/15$ and $\beta_d = 15/15$

Note 5 : Testing UE using E-DPDCH Physical Layer category 1 Sub-test 3 is not required according to TS 25.306 Table 5.1g

Note 6: β_{ed} can not be set directly; it is set by Absolute Grant Value.

Table 6： Subtests for UMTS Release 6 HSUPA

UE E-DCH Category	Maximum E-DCH Codes Transmitted	Number of HARQ Processes	E-DCH TTI(ms)	Minimum Speading Factor	Maximum E-DCH Transport Block Bits	Max Rate (Mbps)
1	1	4	10	4	7110	0.7296
2	2	8	2	4	2798	1.4592
	2	4	10	4	14484	
3	2	4	10	4	14484	1.4592
4	2	8	2	2	5772	2.9185
	2	4	10	2	20000	2.00
5	2	4	10	2	20000	2.00
6 (No DPDCH)	4	8	10	2SF2&2SF4	11484	5.76
	4	4	2		20000	2.00
7 (No DPDCH)	4	8	2	2SF2&2SF4	22996	?
	4	4	10		20000	?

NOTE: When 4 codes are transmitted in parallel, two codes shall be transmitted with SF2 and two with SF4.UE categories 1 to 6 support QPSK only. UE category 7 supports QPSK and 16QAM.(TS25.306-7.3.0).

Table 7： HSUPA UE category

Unless otherwise agreed in writing, this document is issued by the Company subject to its General Conditions of Service printed overleaf, available on request or accessible at http://www.sgs.com/en/Terms-and-Conditions.aspx and, for electronic format documents, subject to Terms and Conditions for Electronic Documents at http://www.sgs.com/en/Terms-and-Conditions/Terms-e-Document.aspx. Attention is drawn to the limitation of liability, indemnification and jurisdiction issues defined therein. Any holder of this document is advised that information contained hereon reflects the Company's findings at the time of its intervention only and within the limits of Client's instructions, if any. The Company's sole responsibility is to its Client and this document does not exonerate parties to a transaction from exercising all their rights and obligations under the transaction documents. This document cannot be reproduced except in full, without prior written approval of the Company. Any unauthorized alteration, forgery or falsification of the content or appearance of this document is unlawful and offenders may be prosecuted to the fullest extent of the law. Unless otherwise stated the results shown in this test report refer only to the sample(s) tested and such sample(s) are retained for 30 days only.
Attention: To check the authenticity of testing /inspection report & certificate, please contact us at telephone: (86-755) 8307 1443, or email: CN.Doccheck@sgs.com
SGS-CSTC Standards Technical Services Co.,Ltd. Shenzhen Branch Testing Center-EEC Laboratory.
No.1 Workshop, M-10, Middle Section, Science & Technology Park, Shenzhen, China 518057 t (86-755) 26012053 f (86-755) 26710594 www.sgsgroup.com.cn
中国·深圳·科技园中区M-10栋一号厂房 邮编: 518057 t (86-755) 26012053 f (86-755) 26710594 sgs.china@sgs.com
Member of the SGS Group (SGS SA)

c) DC-HSDPA

SAR is required for Rel. 8 DC-HSDPA when SAR is required for Rel. 5 HSDPA; otherwise, the 3G SAR test reduction procedure is applied to DC-HSDPA with 12.2 kbps RMC as the primary mode. Power is measured for DC-HSDPA according to the H-Set 12, FRC configuration in Table C.8.1.12 of 3GPP TS 34.121-1 to determine SAR test reduction. A primary and a Second serving HS-DSCH Cell are required to perform the power measurement and for the results to be acceptable.

The following tests were completed according to procedures in section 7.3.13 of 3GPP TS 34.108 v9.5.0.

A summary of these settings are illustrated below:

Downlink Physical Channels are set as per 3GPP TS34.121-1 v9.0.0 E.5.0

Table E.5.0: Levels for HSDPA connection setup

Parameter During Connection setup	Unit	Value
P-CPICH_Ec/Ior	dB	-10
P-CCPCH and SCH_Ec/Ior	dB	-12
PICH _Ec/Ior	dB	-15
HS-PDSCH	dB	off
HS-SCCH_1	dB	off
DPCH_Ec/Ior	dB	-5
OCNS_Ec/Ior	dB	-3.1

Call is set up as per 3GPP TS34.108 v9.5.0 sub clause 7.3.13.

The configurations of the fixed reference channels for HSDPA RF tests are described in 3GPP TS 34.121, annex C for FDD and 3GPP TS 34.122.

The measurements were performed with a Fixed Reference Channel (FRC) H-Set 12 with QPSK.

Parameter	Value
Nominal average inf. bit rate	60 kbit/s
Inter-TTI Distance	1 TTI's
Number of HARQ Processes	6 Processes
Information Bit Payload	120 Bits
Number Code Blocks	1 Block
Binary Channel Bits Per TTI	960 Bits
Total Available SMLs in UE	19200 SMLs
Number of SMLs per HARQ Process	3200 SMLs
Coding Rate	0.15
Number of Physical Channel Codes	1

Table 8： settings of required H-Set 12 QPSK acc. to 3GPP 34.121

Note:

1. The RMC is intended to be used for DC-HSDPA mode and both cells shall transmit with identical parameters as listed in the table above.

2. Maximum number of transmission is limited to 1,i.e.,retransmission is not allowed. The redundancy and constellation version 0 shall be used.

Unless otherwise agreed in writing, this document is issued by the Company subject to its General Conditions of Service printed overleaf, available on request or accessible at http://www.sgs.com/en/Terms-and-Conditions.aspx and, for electronic format documents, subject to Terms and Conditions for Electronic Documents at http://www.sgs.com/en/Terms-and-Conditions/Terms-e-Document.aspx. Attention is drawn to the limitation of liability, indemnification and jurisdiction issues defined therein. Any holder of this document is advised that information contained hereon reflects the Company's findings at the time of its intervention only and within the limits of Client's instructions, if any. The Company's sole responsibility is to its Client and this document does not exonerate parties to a transaction from exercising all their rights and obligations under the transaction documents. This document cannot be reproduced except in full, without prior written approval of the Company. Any unauthorized alteration, forgery or falsification of the content or appearance of this document is unlawful and offenders may be prosecuted to the fullest extent of the law. Unless otherwise stated the results shown in this test report refer only to the sample(s) tested and such sample(s) are retained for 30 days only.
Attention: To check the authenticity of testing /inspection report & certificate, please contact us at telephone: (86-755) 8307 1443, or email: CN.Doccheck@sgs.com
SGS-CSTC Standards Technical Services Co.,Ltd. Shenzhen Branch Testing Center-EEC Laboratory.
No.1 Workshop, M-10, Middle Section, Science & Technology Park, Shenzhen, China 518057 t (86-755) 26012053 f (86-755) 26710594 www.sgsgroup.com.cn
中国·深圳·科技园中区M-10栋一号厂房 邮编: 518057 t (86-755) 26012053 f (86-755) 26710594 sgs.china@sgs.com
Member of the SGS Group (SGS SA)

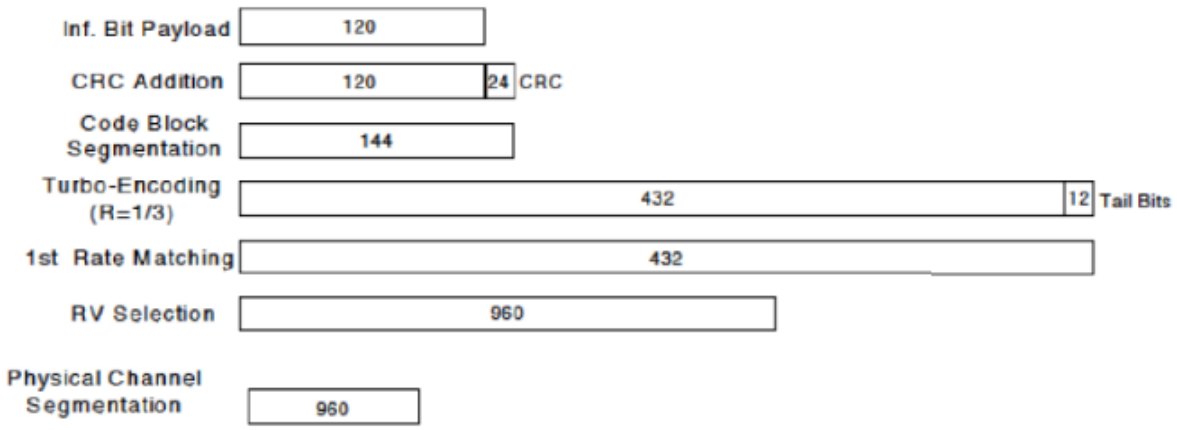

Figure C.8.19: Coding rate for Fixed reference Channel H-Set 12 (QPSK)

The following 4 Sub-tests for HSDPA were completed according to Release 5 procedures. A summary of subtest settings are illustrated below:

Sub-test	β_c	β_d	β_d (SF)	β_c/β_d	β_{hs} (1)	CM(dB)(2)	MPR (dB)
1	2/15	15/15	64	2/15	4/15	0.0	0
2	12/15(3)	15/15(3)	64	12/15(3)	24/15	1.0	0
3	15/15	8/15	64	15/8	30/15	1.5	0.5
4	15/15	4/15	64	15/4	30/15	1.5	0.5

Note 1: Δ ACK, Δ NACK and Δ CQI = 8 $A_{hs} = \beta_{hs}/\beta_c = 30/15$ $\beta_{hs} = 30/15 * \beta_c$
Note 2: CM=1 for β_c/β_d= 12/15, β_{hs}/β_c = 24/15. For all other combinations of DPDCH, DPCCH and HS-DPCCH the MPR is based on the relative CM difference. This is applicable for only UEs that support HSDPA in release 6 and later releases.
Note 3: For subtest 2 the β_c/β_d ratio of 12/15 for the TFC during the measurement period (TF1, TF0) is achieved by setting the signalled gain factors for the reference TFC (TF1, TF1) to β_c = 11/15 and β_d = 15/15

Up commands are set continuously to set the UE to Max power.

Note:

1. The Dual Carriers transmission only applies to HSDPA physical channels
2. The Dual Carriers belong to the same Node and are on adjacent carriers.
3. The Dual Carriers do not support MIMO to serve UEs configured for dual cell operation
4. The Dual Carriers operate in the same frequency band.
5. The device doesn't support the modulation of 16QAM in uplink but 64QAM in downlink for DC-HSDPA mode.
6. The device doesn’t support carrier aggregation for it just can operate in Release 8.

Unless otherwise agreed in writing, this document is issued by the Company subject to its General Conditions of Service printed overleaf, available on request or accessible at http://www.sgs.com/en/Terms-and-Conditions.aspx and, for electronic format documents, subject to Terms and Conditions for Electronic Documents at http://www.sgs.com/en/Terms-and-Conditions/Terms-e-Document.aspx. Attention is drawn to the limitation of liability, indemnification and jurisdiction issues defined therein. Any holder of this document is advised that information contained hereon reflects the Company's findings at the time of its intervention only and within the limits of Client's instructions, if any. The Company's sole responsibility is to its Client and this document does not exonerate parties to a transaction from exercising all their rights and obligations under the transaction documents. This document cannot be reproduced except in full, without prior written approval of the Company. Any unauthorized alteration, forgery or falsification of the content or appearance of this document is unlawful and offenders may be prosecuted to the fullest extent of the law. Unless otherwise stated the results shown in this test report refer only to the sample(s) tested and such sample(s) are retained for 30 days only.
Attention: To check the authenticity of testing /inspection report & certificate, please contact us at telephone: (86-755) 8307 1443, or email: CN.Doccheck@sgs.com
SGS-CSTC Standards Technical Services Co., Ltd. Shenzhen Branch Testing Center-EEC Laboratory.
No.1 Workshop, M-10, Middle Section, Science & Technology Park, Shenzhen, China 518057 t (86-755) 26012053 f (86-755) 26710594 www.sgsgroup.com.cn
中国·深圳·科技园中区M-10栋一号厂房 邮编: 518057 t (86-755) 26012053 f (86-755) 26710594 sgs.china@sgs.com
Member of the SGS Group (SGS SA)

5.1.3 LTE Test Configuration

LTE modes were tested according to FCC KDB 941225 D05 publication. Please see notes after the tabulated SAR data for required test configurations. Establishing connections with base station simulators ensure a consistent means for testing SAR and are recommended for evaluating SAR [4]. The Anritsu MT8821C was used for LTE output power measurements and SAR testing. Max power control was used so the UE transmits with maximum output power during SAR testing. SAR must be measured with the maximum TTI (transmit time interval) supported by the device in each LTE configuration.

TDD LTE test consideration

For Time-Division Duplex (TDD) systems, SAR must be tested using a fixed periodic duty factor according to the highest transmission duty factor implemented for the device and supported by the defined 3GPP LTE TDD configurations.

SAR was tested with the highest transmission duty factor (63.33%) using Uplink-downlink configuration 0 and Special subframe configuration 7.

LTE TDD Band support 3GPP TS 36.211 section 4.2 for Type 2 Frame Structure and Table 4.2-2 for uplink-downlink configurations and Table 4.2-1 for Special subframe configurations.

Frame structure type 2:

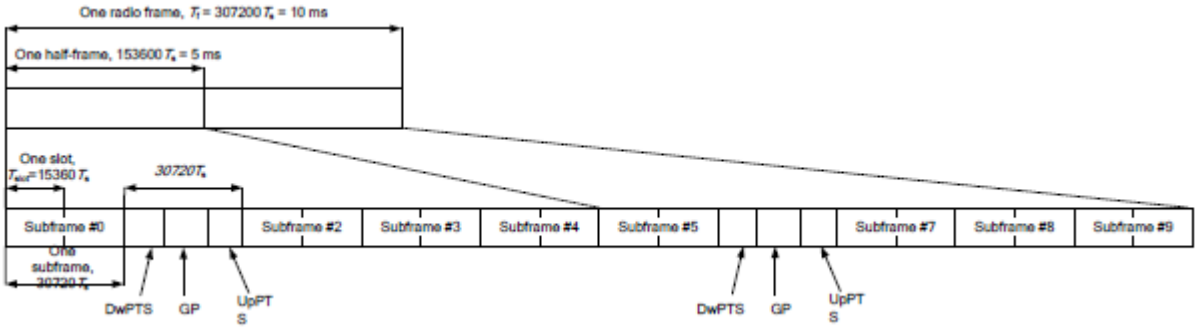

Table 4.2-1: Configuration of special subframe (lengths of DwPTS/GP/UpPTS).

Special subframe configuration	Normal cyclic prefix in downlink			Extended cyclic prefix in downlink		
	DwPTS	UpPTS		DwPTS	UpPTS	
		Normal cyclic prefix in uplink	Extended cyclic prefix in uplink		Normal cyclic prefix in uplink	Extended cyclic prefix in uplink
0	6592.Ts	2192.Ts	2560.Ts	7680.Ts	2192.Ts	2560.Ts
1	19760.Ts			20480.Ts		
2	21952.Ts			23040.Ts		
3	24144.Ts			25600.Ts		
4	26336.Ts			7680.Ts	4384.Ts	5120.Ts
5	6592.Ts	4384.Ts	5120.Ts	20480.Ts		
6	19760.Ts			23040.Ts		
7	21952.Ts			25600.Ts		
8	24144.Ts			-	-	-
9	13168.Ts			-	-	-

Unless otherwise agreed in writing, this document is issued by the Company subject to its General Conditions of Service printed overleaf, available on request or accessible at http://www.sgs.com/en/Terms-and-Conditions.aspx and, for electronic format documents, subject to Terms and Conditions for Electronic Documents at http://www.sgs.com/en/Terms-and-Conditions/Terms-e-Document.aspx. Attention is drawn to the limitation of liability, indemnification and jurisdiction issues defined therein. Any holder of this document is advised that information contained hereon reflects the Company's findings at the time of its intervention only and within the limits of Client's instructions, if any. The Company's sole responsibility is to its Client and this document does not exonerate parties to a transaction from exercising all their rights and obligations under the transaction documents. This document cannot be reproduced except in full, without prior written approval of the Company. Any unauthorized alteration, forgery or falsification of the content or appearance of this document is unlawful and offenders may be prosecuted to the fullest extent of the law. Unless otherwise stated the results shown in this test report refer only to the sample(s) tested and such sample(s) are retained for 30 days only.
Attention: To check the authenticity of testing /inspection report & certificate, please contact us at telephone: (86-755) 8307 1443, or email: CN.Doccheck@sgs.com
SGS-CSTC Standards Technical Services Co.,Ltd. Shenzhen Branch Testing Center-EEC Laboratory.
No.1 Workshop, M-10, Middle Section, Science & Technology Park, Shenzhen, China 518057 t (86-755) 26012053 f (86-755) 26710594 www.sgsgroup.com.cn
中国·深圳·科技园中区M-10栋一号厂房 邮编: 518057 t (86-755) 26012053 f (86-755) 26710594 sgs.china@sgs.com
Member of the SGS Group (SGS SA)

Table 4.2-2: Uplink-downlink configurations.

Uplink-downlink configuration	Downlink-to-Uplink Switch-point periodicity	Subframe number									
		0	1	2	3	4	5	6	7	8	9
0	5 ms	D	S	U	U	U	D	S	U	U	U
1	5 ms	D	S	U	U	D	D	S	U	U	D
2	5 ms	D	S	U	D	D	D	S	U	D	D
3	10 ms	D	S	U	U	U	D	D	D	D	D
4	10 ms	D	S	U	U	D	D	D	D	D	D
5	10 ms	D	S	U	D	D	D	D	D	D	D
6	5 ms	D	S	U	U	U	D	S	U	U	D

Calculated Duty Cycle=[Extended cyclic prefix in uplink x (Ts) x # of S + # of U]/10ms

Uplink-Downlink Configuration	Downlink-to-Uplink Switch-point Periodicity	Subframe Number										Calculated Duty Cycle (%)
		0	1	2	3	4	5	6	7	8	9	
0	5 ms	D	S	U	U	U	D	S	U	U	U	63.33
1	5 ms	D	S	U	U	D	D	S	U	U	D	43.33
2	5 ms	D	S	U	D	D	D	S	U	D	D	23.33
3	10 ms	D	S	U	U	U	D	D	D	D	D	31.67
4	10 ms	D	S	U	U	D	D	D	D	D	D	21.67
5	10 ms	D	S	U	D	D	D	D	D	D	D	11.67
6	5 ms	D	S	U	U	U	D	S	U	U	D	53.33

A) Spectrum Plots for RB Configurations

A properly configured base station simulator was used for SAR tests and power measurements. Therefore, spectrum plots for RB configurations were not required to be included in this report.

B) MPR

MPR is permanently implemented for this device by the manufacturer. The specific manufacturer target MPR is indicated alongside the SAR results. MPR is enabled for this device, according to 3GPP TS36.101 Section 6.2.3 – 6.2.5 under Table 6.2.3-1.

Modulation	Channel bandwidth / Transmission bandwidth (N_{RB})						MPR (dB)
	1.4 MHz	3.0 MHz	5 MHz	10 MHz	15 MHz	20 MHz	
QPSK	> 5	> 4	> 8	> 12	> 16	> 18	≤ 1
16 QAM	≤ 5	≤ 4	≤ 8	≤ 12	≤ 16	≤ 18	≤ 1
16 QAM	> 5	> 4	> 8	> 12	> 16	> 18	≤ 2
64 QAM	≤ 5	≤ 4	≤ 8	≤ 12	≤ 16	≤ 18	≤ 2
64 QAM	> 5	> 4	> 8	> 12	> 16	> 18	≤ 3

Unless otherwise agreed in writing, this document is issued by the Company subject to its General Conditions of Service printed overleaf, available on request or accessible at http://www.sgs.com/en/Terms-and-Conditions.aspx and, for electronic format documents, subject to Terms and Conditions for Electronic Documents at http://www.sgs.com/en/Terms-and-Conditions/Terms-e-Document.aspx. Attention is drawn to the limitation of liability, indemnification and jurisdiction issues defined therein. Any holder of this document is advised that information contained hereon reflects the Company's findings at the time of its intervention only and within the limits of Client's instructions, if any. The Company's sole responsibility is to its Client and this document does not exonerate parties to a transaction from exercising all their rights and obligations under the transaction documents. This document cannot be reproduced except in full, without prior written approval of the Company. Any unauthorized alteration, forgery or falsification of the content or appearance of this document is unlawful and offenders may be prosecuted to the fullest extent of the law. Unless otherwise stated the results shown in this test report refer only to the sample(s) tested and such sample(s) are retained for 30 days only.
Attention: To check the authenticity of testing /inspection report & certificate, please contact us at telephone: (86-755) 8307 1443, or email: CN.Doccheck@sgs.com
SGS-CSTC Standards Technical Services Co., Ltd. Shenzhen Branch Testing Center-EEC Laboratory.
No.1 Workshop, M-10, Middle Section, Science & Technology Park, Shenzhen, China 518057 t (86-755) 26012053 f (86-755) 26710594 www.sgsgroup.com.cn
中国·深圳·科技园中区M-10栋一号厂房 邮编: 518057 t (86-755) 26012053 f (86-755) 26710594 sgs.china@sgs.com
Member of the SGS Group (SGS SA)

C) A-MPR

A-MPR (Additional MPR) has been disabled for all SAR tests by setting NS=01 on the base station simulator.

D) Largest channel bandwidth standalone SAR test requirements

1) QPSK with 1 RB allocation

Start with the largest channel bandwidth and measure SAR for QPSK with 1 RB allocation, using the RB offset and required test channel combination with the highest maximum output power for RB offsets at the upper edge, middle and lower edge of each required test channel. When the reported SAR is ≤ 0.8 W/kg, testing of the remaining RB offset configurations and required test channels is not required for 1 RB allocation; otherwise, SAR is required for the remaining required test channels and only for the RB offset configuration with the highest output power for that channel. When the reported SAR of a required test channel is > 1.45 W/kg, SAR is required for all three RB offset configurations for that required test channel.

2) QPSK with 50% RB allocation

The procedures required for 1 RB allocation in 1) are applied to measure the SAR for QPSK with 50% RB allocation.

3) QPSK with 100% RB allocation

For QPSK with 100% RB allocation, SAR is not required when the highest maximum output power for 100 % RB allocation is less than the highest maximum output power in 50% and 1 RB allocations and the highest reported SAR for 1 RB and 50% RB allocation in 1) and 2) are ≤ 0.8 W/kg. Otherwise, SAR is measured for the highest output power channel and if the reported SAR is > 1.45 W/kg, the remaining required test channels must also be tested.

4) Higher order modulations

For each modulation besides QPSK; e.g., 16-QAM, 64-QAM, apply the QPSK procedures in above sections to determine the QAM configurations that may need SAR measurement. For each configuration identified as required for testing, SAR is required only when the highest maximum output power for the configuration in the higher order modulation is > ½ dB higher than the same configuration in QPSK or when the reported SAR for the QPSK configuration is > 1.45 W/kg.

E) Other channel bandwidth standalone SAR test requirements

For the other channel bandwidths used by the device in a frequency band, apply all the procedures required for the largest channel bandwidth in section A) to determine the channels and RB configurations that need SAR testing and only measure SAR when the highest maximum output power of a configuration requiring testing in the smaller channel bandwidth is > ½ dB higher than the equivalent channel configurations in the largest channel bandwidth configuration or the reported SAR of a configuration for the largest channel bandwidth is > 1.45 W/kg.

Unless otherwise agreed in writing, this document is issued by the Company subject to its General Conditions of Service printed overleaf, available on request or accessible at http://www.sgs.com/en/Terms-and-Conditions.aspx and, for electronic format documents, subject to Terms and Conditions for Electronic Documents at http://www.sgs.com/en/Terms-and-Conditions/Terms-e-Document.aspx. Attention is drawn to the limitation of liability, indemnification and jurisdiction issues defined therein. Any holder of this document is advised that information contained hereon reflects the Company's findings at the time of its intervention only and within the limits of Client's instructions, if any. The Company's sole responsibility is to its Client and this document does not exonerate parties to a transaction from exercising all their rights and obligations under the transaction documents. This document cannot be reproduced except in full, without prior written approval of the Company. Any unauthorized alteration, forgery or falsification of the content or appearance of this document is unlawful and offenders may be prosecuted to the fullest extent of the law. Unless otherwise stated the results shown in this test report refer only to the sample(s) tested and such sample(s) are retained for 30 days only.
Attention: To check the authenticity of testing /inspection report & certificate, please contact us at telephone: (86-755) 8307 1443, or email: CN.Doccheck@sgs.com
SGS-CSTC Standards Technical Services Co.,Ltd. Shenzhen Branch Testing Center-EEC Laboratory.
No.1 Workshop, M-10, Middle Section, Science & Technology Park, Shenzhen, China 518057 t (86-755) 26012053 f (86-755) 26710594 www.sgsgroup.com.cn
中国·深圳·科技园中区M-10栋一号厂房 邮编: 518057 t (86-755) 26012053 f (86-755) 26710594 sgs.china@sgs.com
Member of the SGS Group (SGS SA)

5.1.4 WiFi Test Configuration

A Wi-Fi device must be configured to transmit continuously at the required data rate, channel bandwidth and signal modulation, using the highest transmission duty factor supported by the test mode tools for SAR measurement.

- 2.4G WIFI
  Duty cycle=8.4/8.44=99.53%

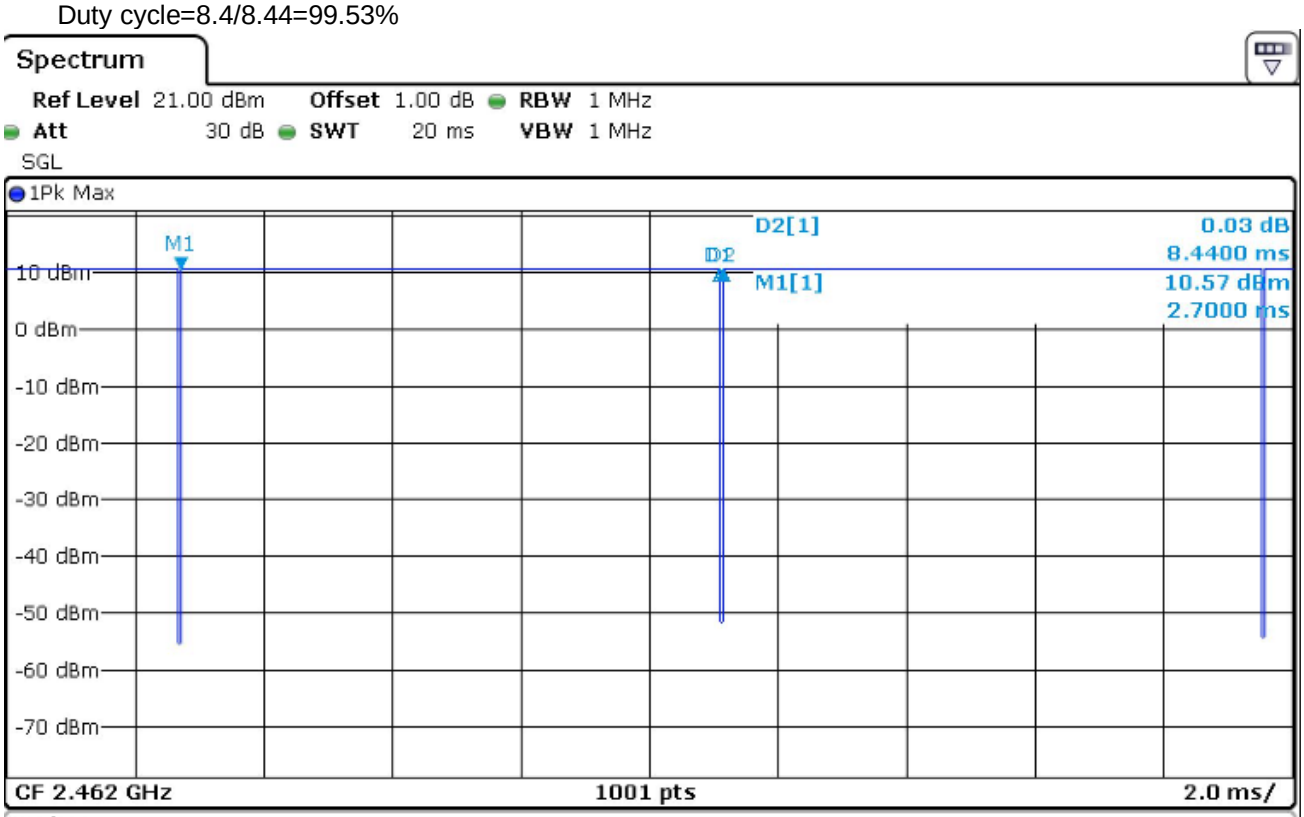

Marker

Type	Ref	Trc	X-value	Y-value	Function	Function Result
M1		1	2.7 ms	10.57 dBm		
D1	M1	1	8.4 ms	-0.01 dB		
D2	M1	1	8.44 ms	0.03 dB		

Unless otherwise agreed in writing, this document is issued by the Company subject to its General Conditions of Service printed overleaf, available on request or accessible at http://www.sgs.com/en/Terms-and-Conditions.aspx and, for electronic format documents, subject to Terms and Conditions for Electronic Documents at http://www.sgs.com/en/Terms-and-Conditions/Terms-e-Document.aspx. Attention is drawn to the limitation of liability, indemnification and jurisdiction issues defined therein. Any holder of this document is advised that information contained hereon reflects the Company's findings at the time of its intervention only and within the limits of Client's instructions, if any. The Company's sole responsibility is to its Client and this document does not exonerate parties to a transaction from exercising all their rights and obligations under the transaction documents. This document cannot be reproduced except in full, without prior written approval of the Company. Any unauthorized alteration, forgery or falsification of the content or appearance of this document is unlawful and offenders may be prosecuted to the fullest extent of the law. Unless otherwise stated the results shown in this test report refer only to the sample(s) tested and such sample(s) are retained for 30 days only.
Attention: To check the authenticity of testing /inspection report & certificate, please contact us at telephone: (86-755) 8307 1443, or email: CN.Doccheck@sgs.com
SGS-CSTC Standards Technical Services Co., Ltd. Shenzhen Branch Testing Center-EEC Laboratory.
No.1 Workshop, M-10, Middle Section, Science & Technology Park, Shenzhen, China 518057 t (86-755) 26012053 f (86-755) 26710594 www.sgsgroup.com.cn
中国·深圳·科技园中区M-10栋一号厂房 邮编: 518057 t (86-755) 26012053 f (86-755) 26710594 sgs.china@sgs.com
Member of the SGS Group (SGS SA)

- 5G WIFI 802.11a
  Duty cycle=1.38/1.435=96.17%

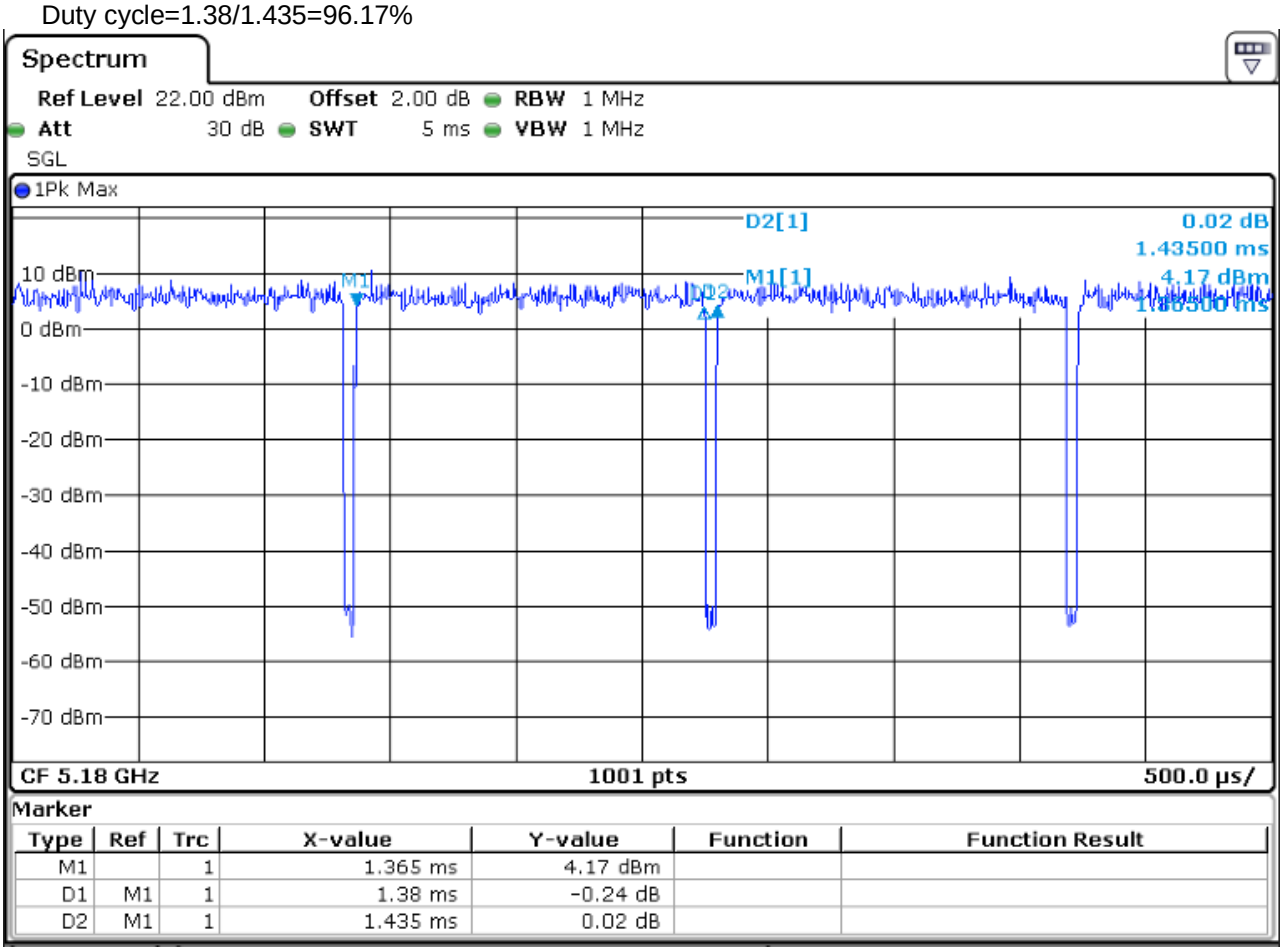

Marker

Type	Ref	Trc	X-value	Y-value	Function	Function Result
M1		1	1.365 ms	4.17 dBm		
D1	M1	1	1.38 ms	-0.24 dB		
D2	M1	1	1.435 ms	0.02 dB		

Unless otherwise agreed in writing, this document is issued by the Company subject to its General Conditions of Service printed overleaf, available on request or accessible at http://www.sgs.com/en/Terms-and-Conditions.aspx and, for electronic format documents, subject to Terms and Conditions for Electronic Documents at http://www.sgs.com/en/Terms-and-Conditions/Terms-e-Document.aspx. Attention is drawn to the limitation of liability, indemnification and jurisdiction issues defined therein. Any holder of this document is advised that information contained hereon reflects the Company's findings at the time of its intervention only and within the limits of Client's instructions, if any. The Company's sole responsibility is to its Client and this document does not exonerate parties to a transaction from exercising all their rights and obligations under the transaction documents. This document cannot be reproduced except in full, without prior written approval of the Company. Any unauthorized alteration, forgery or falsification of the content or appearance of this document is unlawful and offenders may be prosecuted to the fullest extent of the law. Unless otherwise stated the results shown in this test report refer only to the sample(s) tested and such sample(s) are retained for 30 days only.
Attention: To check the authenticity of testing /inspection report & certificate, please contact us at telephone: (86-755) 8307 1443, or email: CN.Doccheck@sgs.com
SGS-CSTC Standards Technical Services Co.,Ltd. Shenzhen Branch Testing Center-EEC Laboratory.
No.1 Workshop, M-10, Middle Section, Science & Technology Park, Shenzhen, China 518057 t (86-755) 26012053 f (86-755) 26710594 www.sgsgroup.com.cn
中国·深圳·科技园中区M-10栋一号厂房 邮编: 518057 t (86-755) 26012053 f (86-755) 26710594 sgs.china@sgs.com
Member of the SGS Group (SGS SA)

5.1.4.1 Initial Test Position SAR Test Reduction Procedure

DSSS and OFDM configurations are considered separately according to the required SAR procedures. SAR is measured in the initial test position using the 802.11 transmission mode configuration required by the DSSS procedure or initial test configuration and subsequent test configuration(s) according to the OFDM procedures. The initial test position procedure is described in the following:

1）. When the reported SAR of the initial test position is ≤ 0.4 W/kg, further SAR measurement is not required for the other (remaining) test positions in that exposure configuration and 802.11 transmission mode combinations within the frequency band or aggregated band. SAR is also not required for that exposure configuration in the subsequent test configuration(s).

2）. When the reported SAR of the initial test position is > 0.4 W/kg, SAR is repeated for the 802.11 transmission mode configuration tested in the initial test position using subsequent highest extrapolated or estimated 1-g SAR conditions determined by area scans or next closest/smallest test separation distance and maximum RF coupling test positions based on manufacturer justification, on the highest maximum output power channel, until the reported SAR is ≤ 0.8 W/kg or all required test positions (left, right, touch, tilt or subsequent surfaces and edges) are tested.

3）. For all positions/configurations tested using the initial test position and subsequent test positions, when the reported SAR is > 0.8 W/kg, SAR is measured for these test positions/configurations on the subsequent next highest measured output power channel(s) until the reported SAR is ≤ 1.2 W/kg or all required channels are tested. a) Additional power measurements may be required for this step, which should be limited to those necessary for identifying the subsequent highest output power channels.

5.1.4.2 Initial Test Configuration Procedures

An initial test configuration is determined for OFDM transmission modes according to the channel bandwidth, modulation and data rate combination(s) with the highest maximum output power specified for production units in each standalone and aggregated frequency band. SAR is measured using the highest measured maximum output power channel. For configurations with the same specified or measured maximum output power, additional transmission mode and test channel selection procedures are required. SAR test reduction for subsequent highest output test channels is determined according to *reported* SAR of the initial test configuration.

For next to the ear, hotspot mode and UMC mini-tablet exposure configurations where multiple test positions are required, the initial test position procedure is applied to minimize the number of test positions required for SAR measurement using the initial test configuration transmission mode. For fixed exposure conditions that do not have multiple SAR test positions, SAR is measured in the transmission mode determined by the initial test configuration.

When the *reported* SAR of the initial test configuration is > 0.8 W/kg, SAR measurement is required for subsequent next highest measured output power channel(s) in the initial test configuration until *reported* SAR is ≤ 1.2 W/kg or all required channels are tested.

5.1.4.3 Subsequent Test Configuration Procedures

SAR measurement requirements for the remaining 802.11 transmission mode configurations that have not been tested in the initial test configuration are determined separately for each standalone and aggregated frequency band, in each exposure condition, according to the maximum output power specified for production units. The initial test position procedure is applied to next to the ear, UMPC mini-tablet and hotspot mode configurations. When the same maximum output power is specified for multiple transmission modes, additional power measurements may be required to determine if SAR measurements are required for subsequent highest output power channels in a subsequent test configuration. The subsequent test configuration and SAR measurement procedures are described in the following.

1）. When SAR test exclusion provisions of KDB Publication 447498 are applicable and SAR measurement is not required for the initial test configuration, SAR is also not required for the next highest maximum output power transmission mode subsequent test configuration(s) in that frequency band or aggregated band and exposure configuration.

Unless otherwise agreed in writing, this document is issued by the Company subject to its General Conditions of Service printed overleaf, available on request or accessible at http://www.sgs.com/en/Terms-and-Conditions.aspx and, for electronic format documents, subject to Terms and Conditions for Electronic Documents at http://www.sgs.com/en/Terms-and-Conditions/Terms-e-Document.aspx. Attention is drawn to the limitation of liability, indemnification and jurisdiction issues defined therein. Any holder of this document is advised that information contained hereon reflects the Company's findings at the time of its intervention only and within the limits of Client's instructions, if any. The Company's sole responsibility is to its Client and this document does not exonerate parties to a transaction from exercising all their rights and obligations under the transaction documents. This document cannot be reproduced except in full, without prior written approval of the Company. Any unauthorized alteration, forgery or falsification of the content or appearance of this document is unlawful and offenders may be prosecuted to the fullest extent of the law. Unless otherwise stated the results shown in this test report refer only to the sample(s) tested and such sample(s) are retained for 30 days only.
Attention: To check the authenticity of testing /inspection report & certificate, please contact us at telephone: (86-755) 8307 1443, or email: CN.Doccheck@sgs.com
SGS-CSTC Standards Technical Services Co.,Ltd. Shenzhen Branch Testing Center-EEC Laboratory.
No.1 Workshop, M-10, Middle Section, Science & Technology Park, Shenzhen, China 518057 t (86-755) 26012053 f (86-755) 26710594 www.sgsgroup.com.cn
中国·深圳·科技园中区M-10栋一号厂房 邮编: 518057 t (86-755) 26012053 f (86-755) 26710594 sgs.china@sgs.com
Member of the SGS Group (SGS SA)

2）. When the highest *reported* SAR for the initial test configuration (when applicable, include subsequent highest output channels), according to the initial test position or fixed exposure position requirements, is adjusted by the ratio of the subsequent test configuration to initial test configuration specified maximum output power and the adjusted SAR is ≤ 1.2 W/kg, SAR is not required for that subsequent test configuration.

3）. The number of channels in the initial test configuration and subsequent test configuration can be different due to differences in channel bandwidth. When SAR measurement is required for a subsequent test configuration and the channel bandwidth is smaller than that in the initial test configuration, all channels in the subsequent test configuration that overlap with the larger bandwidth channel tested in the initial test configuration should be used to determine the highest maximum output power channel. This step requires additional power measurement to identify the highest maximum output power channel in the subsequent test configuration to determine SAR test reduction.

a)SAR should first be measured for the channel with highest measured output power in the subsequent test configuration.

b) SAR for subsequent highest measured maximum output power channels in the subsequent test configuration is required only when the *reported* SAR of the preceding higher maximum output power channel(s) in the subsequent test configuration is > 1.2 W/kg or until all required channels are tested. i) For channels with the same measured maximum output power, SAR should be measured using the channel closest to the center frequency of the larger channel bandwidth channel in the initial test configuration.

4）. SAR measurements for the remaining highest specified maximum output power OFDM transmission mode configurations that have not been tested in the initial test configuration (highest maximum output) or subsequent test configuration(s) (subsequent next highest maximum output power) is determined by recursively applying the subsequent test configuration procedures in this section to the remaining configurations according to the following:

a)replace “subsequent test configuration” with “next subsequent test configuration” (i.e., subsequent next highest specified maximum output power configuration)

b) replace “initial test configuration” with “all tested higher output power configurations”

5.1.4.4 2.4 GHz SAR Procedures

Separate SAR procedures are applied to DSSS and OFDM configurations in the 2.4 GHz band to simplify DSSS test requirements. For 802.11b DSSS SAR measurements, DSSS SAR procedure applies to fixed exposure test position and initial test position procedure applies to multiple exposure test positions. When SAR measurement is required for an OFDM configuration, the initial test configuration, subsequent test configuration and initial test position procedures are applied. The SAR test exclusion requirements for 802.11g/n OFDM configurations are described in following.

- **802.11b DSSS SAR Test Requirements**

SAR is measured for 2.4 GHz 802.11b DSSS using either a fixed test position or, when applicable, the initial test position procedure. SAR test reduction is determined according to the following:

1）. When the reported SAR of the highest measured maximum output power channel for the exposure configuration is ≤ 0.8 W/kg, no further SAR testing is required for 802.11b DSSS in that exposure configuration.

2）. When the reported SAR is > 0.8 W/kg, SAR is required for that exposure configuration using the next highest measured output power channel. When any reported SAR is > 1.2 W/kg, SAR is required for the third channel; i.e., all channels require testing.

- **2.4 GHz 802.11g/n OFDM SAR Test Exclusion Requirements**

When SAR measurement is required for 2.4 GHz 802.11g/n OFDM configurations, the measurement and test reduction procedures for OFDM are applied (section 5.3, including sub-sections). SAR is not required for the following 2.4 GHz OFDM conditions.

1）. When KDB Publication 447498 SAR test exclusion applies to the OFDM configuration.

2）. When the highest reported SAR for DSSS is adjusted by the ratio of OFDM to DSSS specified maximum output power and the adjusted SAR is ≤ 1.2 W/kg.

Unless otherwise agreed in writing, this document is issued by the Company subject to its General Conditions of Service printed overleaf, available on request or accessible at http://www.sgs.com/en/Terms-and-Conditions.aspx and, for electronic format documents, subject to Terms and Conditions for Electronic Documents at http://www.sgs.com/en/Terms-and-Conditions/Terms-e-Document.aspx. Attention is drawn to the limitation of liability, indemnification and jurisdiction issues defined therein. Any holder of this document is advised that information contained hereon reflects the Company's findings at the time of its intervention only and within the limits of Client's instructions, if any. The Company's sole responsibility is to its Client and this document does not exonerate parties to a transaction from exercising all their rights and obligations under the transaction documents. This document cannot be reproduced except in full, without prior written approval of the Company. Any unauthorized alteration, forgery or falsification of the content or appearance of this document is unlawful and offenders may be prosecuted to the fullest extent of the law. Unless otherwise stated the results shown in this test report refer only to the sample(s) tested and such sample(s) are retained for 30 days only.
Attention: To check the authenticity of testing /inspection report & certificate, please contact us at telephone: (86-755) 8307 1443, or email: CN.Doccheck@sgs.com
SGS-CSTC Standards Technical Services Co.,Ltd. Shenzhen Branch Testing Center-EEC Laboratory.
No.1 Workshop, M-10, Middle Section, Science & Technology Park, Shenzhen, China 518057 t (86-755) 26012053 f (86-755) 26710594 www.sgsgroup.com.cn
中国·深圳·科技园中区M-10栋一号厂房 邮编: 518057 t (86-755) 26012053 f (86-755) 26710594 sgs.china@sgs.com
Member of the SGS Group (SGS SA)

5.1.4.5 WiFi 5G SAR Test Procedures

5.1.4.5.1 U-NII-1 and U-NII-2A Bands

For devices that operate in only one of the U-NII-1 and U-NII-2A bands, the normally required SAR procedures for OFDM configurations are applied. For devices that operate in both U-NII bands using the same transmitter and antenna(s), SAR test reduction is determined according to the following：

1) When the same maximum output power is specified for both bands, begin SAR measurement in U-NII-2A band by applying the OFDM SAR requirements. If the highest *reported* SAR for a test configuration is ≤ 1.2 W/kg, SAR is not required for U-NII-1 band for that configuration (802.11 mode and exposure condition); otherwise, both bands are tested independently for SAR.
2) When different maximum output power is specified for the bands, begin SAR measurement in the band with higher specified maximum output power. The highest *reported* SAR for the tested configuration is adjusted by the ratio of lower to higher specified maximum output power for the two bands. When the adjusted SAR is ≤ 1.2 W/kg, SAR is not required for the band with lower maximum output power in that test configuration; otherwise, both bands are tested independently for SAR.
3) The two U-NII bands may be aggregated to support a 160 MHz channel on channel number 50. Without additional testing, the maximum output power for this is limited to the lower of the maximum output power certified for the two bands. When SAR measurement is required for at least one of the bands and the highest *reported* SAR adjusted by the ratio of specified maximum output power of aggregated to standalone band is > 1.2 W/kg, SAR is required for the 160 MHz channel. This procedure does not apply to an aggregated band with maximum output higher than the standalone band(s); the aggregated band must be tested independently for SAR. SAR is not required when the 160 MHz channel is operating at a reduced maximum power and also qualifies for SAR test exclusion.

5.1.4.5.2 U-NII-2C and U-NII-3 Bands

The frequency range covered by these bands is 380 MHz (5.47 – 5.85 GHz), which requires a minimum of at least two SAR probe calibration frequency points to support SAR measurements. when Terminal Doppler Weather Radar (TDWR) restriction applies, all channels that operate at 5.60 – 5.65 GHz must be included to apply the SAR test reduction and measurement procedures.

When the same transmitter and antenna(s) are used for U-NII-2C band and U-NII-3 band or 5.8 GHz band of §15.247, the bands may be aggregated to enable additional channels with 20, 40 or 80 MHz bandwidth to span across the band gap, as illustrated in Appendix B. The maximum output power for the additional band gap channels is limited to the lower of those certified for the bands. Unless band gap channels are permanently disabled, they must be considered for SAR testing. The frequency range covered by these bands is 380 MHz (5.47 – 5.85 GHz), which requires a minimum of at least two SAR probe calibration frequency points to support SAR measurements. To maintain SAR measurement accuracy and to facilitate test reduction, the channels in U-NII-2C band above 5.65 GHz may be grouped with the 5.8 GHz channels in U-NII-3 or §15.247 band to enable two SAR probe calibration frequency points to cover the bands, including the band gap channels. When band gap channels are supported and the bands are not aggregated for SAR testing, band gap channels must be considered independently in each band according to the normally required OFDM SAR measurement and probe calibration frequency points requirements.

Unless otherwise agreed in writing, this document is issued by the Company subject to its General Conditions of Service printed overleaf, available on request or accessible at http://www.sgs.com/en/Terms-and-Conditions.aspx and, for electronic format documents, subject to Terms and Conditions for Electronic Documents at http://www.sgs.com/en/Terms-and-Conditions/Terms-e-Document.aspx. Attention is drawn to the limitation of liability, indemnification and jurisdiction issues defined therein. Any holder of this document is advised that information contained hereon reflects the Company's findings at the time of its intervention only and within the limits of Client's instructions, if any. The Company's sole responsibility is to its Client and this document does not exonerate parties to a transaction from exercising all their rights and obligations under the transaction documents. This document cannot be reproduced except in full, without prior written approval of the Company. Any unauthorized alteration, forgery or falsification of the content or appearance of this document is unlawful and offenders may be prosecuted to the fullest extent of the law. Unless otherwise stated the results shown in this test report refer only to the sample(s) tested and such sample(s) are retained for 30 days only.
Attention: To check the authenticity of testing /inspection report & certificate, please contact us at telephone: (86-755) 8307 1443, or email: CN.Doccheck@sgs.com
SGS-CSTC Standards Technical Services Co.,Ltd. Shenzhen Branch Testing Center-EEC Laboratory.
No.1 Workshop, M-10, Middle Section, Science & Technology Park, Shenzhen, China 518057 t (86-755) 26012053 f (86-755) 26710594 www.sgsgroup.com.cn
中国·深圳·科技园中区M-10栋一号厂房 邮编: 518057 t (86-755) 26012053 f (86-755) 26710594 sgs.china@sgs.com
Member of the SGS Group (SGS SA)

5.1.4.5.3 OFDM Transmission Mode SAR Test Configuration and Channel Selection Requirements

The initial test configuration for 5 GHz OFDM transmission modes is determined by the 802.11 configuration with the highest maximum output power specified for production units, including tune-up tolerance, in each standalone and aggregated frequency band. SAR for the initial test configuration is measured using the highest maximum output power channel determined by the default power measurement procedures. When multiple configurations in a frequency band have the same specified maximum output power, the initial test configuration is determined according to the following steps applied sequentially.

1) The largest channel bandwidth configuration is selected among the multiple configurations with the same specified maximum output power.
2) If multiple configurations have the same specified maximum output power and largest channel bandwidth, the lowest order modulation among the largest channel bandwidth configurations is selected.
3) If multiple configurations have the same specified maximum output power, largest channel bandwidth and lowest order modulation, the lowest data rate configuration among these configurations is selected.

4) When multiple transmission modes (802.11a/g/n/ac) have the same specified maximum output power, largest channel bandwidth, lowest order modulation and lowest data rate, the lowest order 802.11 mode is selected; i.e., 802.11a is chosen over 802.11n then 802.11ac or 802.11g is chosen over 802.11n. After an initial test configuration is determined, if multiple test channels have the same measured maximum output power, the channel chosen for SAR measurement is determined according to the following. These channel selection procedures apply to both the initial test configuration and subsequent test configuration(s), with respect to the default power measurement procedures or additional power measurements required for further SAR test reduction. The same procedures also apply to subsequent highest output power channel(s) selection.
   - The channel closest to mid-band frequency is selected for SAR measurement.
   - For channels with equal separation from mid-band frequency; for example, high and low channels or two mid-band channels, the higher frequency (number) channel is selected for SAR measurement.

5.1.4.5.4 SAR Test Requirements for OFDM configurations

When SAR measurement is required for 802.11 a/n/ac OFDM configurations, each standalone and frequency aggregated band is considered separately for SAR test reduction. When the same transmitter and antenna(s) are used for U-NII-1 and U-NII-2A bands, additional SAR test reduction applies. When band gap channels between U-NII-2C band and 5.8 GHz U-NII-3 or §15.247 band are supported, the highest maximum output power transmission mode configuration and maximum output power channel across the bands must be used to determine SAR test reduction, according to the initial test configuration and subsequent test configuration requirements. In applying the initial test configuration and subsequent test configuration procedures, the 802.11 transmission configuration with the highest specified maximum output power and the channel within a test configuration with the highest measured maximum output power should be clearly distinguished to apply the procedures.

Unless otherwise agreed in writing, this document is issued by the Company subject to its General Conditions of Service printed overleaf, available on request or accessible at http://www.sgs.com/en/Terms-and-Conditions.aspx and, for electronic format documents, subject to Terms and Conditions for Electronic Documents at http://www.sgs.com/en/Terms-and-Conditions/Terms-e-Document.aspx. Attention is drawn to the limitation of liability, indemnification and jurisdiction issues defined therein. Any holder of this document is advised that information contained hereon reflects the Company's findings at the time of its intervention only and within the limits of Client's instructions, if any. The Company's sole responsibility is to its Client and this document does not exonerate parties to a transaction from exercising all their rights and obligations under the transaction documents. This document cannot be reproduced except in full, without prior written approval of the Company. Any unauthorized alteration, forgery or falsification of the content or appearance of this document is unlawful and offenders may be prosecuted to the fullest extent of the law. Unless otherwise stated the results shown in this test report refer only to the sample(s) tested and such sample(s) are retained for 30 days only.
Attention: To check the authenticity of testing /inspection report & certificate, please contact us at telephone: (86-755) 8307 1443, or email: CN.Doccheck@sgs.com
SGS-CSTC Standards Technical Services Co., Ltd. Shenzhen Branch Testing Center-EEC Laboratory.
No.1 Workshop, M-10, Middle Section, Science & Technology Park, Shenzhen, China 518057 t (86-755) 26012053 f (86-755) 26710594 www.sgsgroup.com.cn
中国·深圳·科技园中区M-10栋一号厂房 邮编: 518057 t (86-755) 26012053 f (86-755) 26710594 sgs.china@sgs.com
Member of the SGS Group (SGS SA)

5.1.5 DUT Antenna Locations

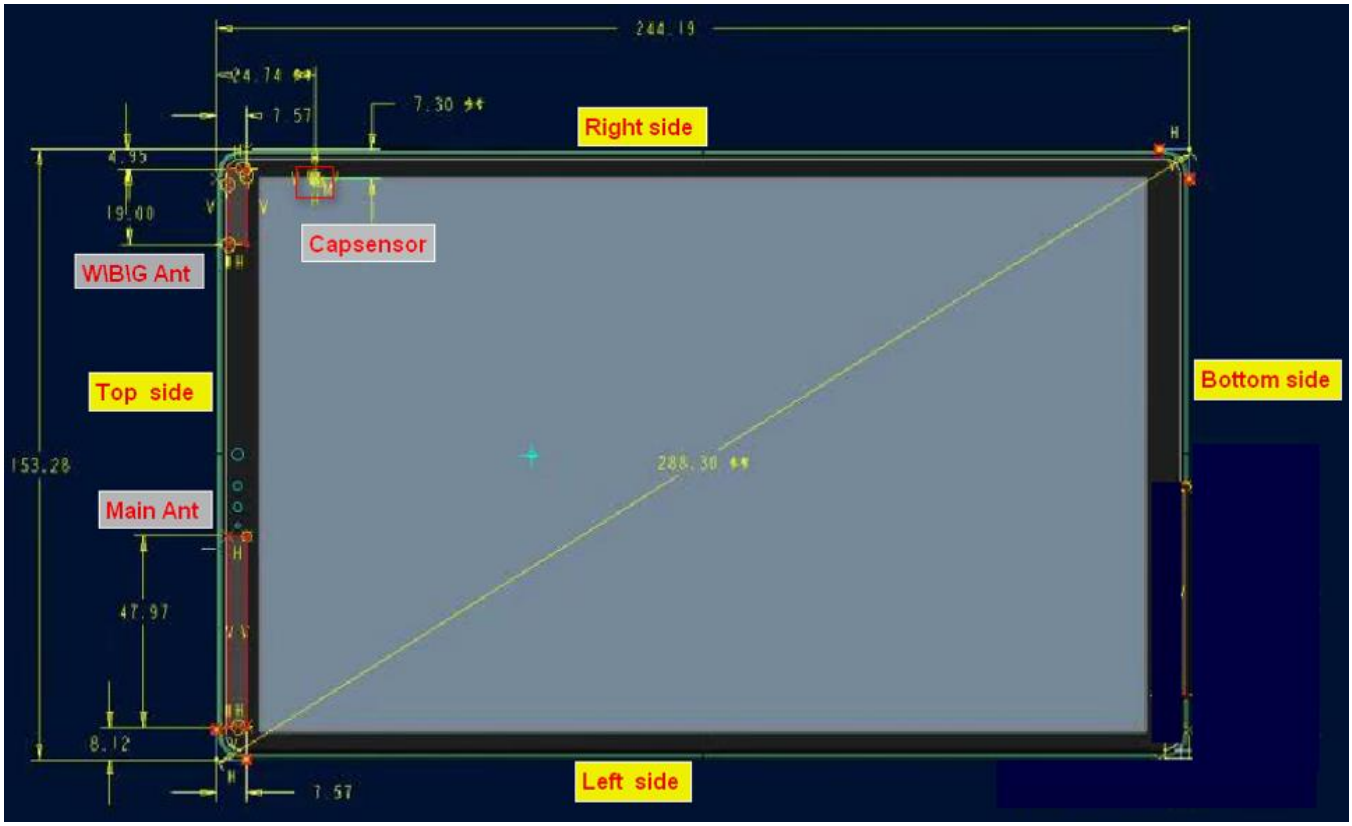

Note: Per KDB 616217, the diagonal length is > 200mm, the device is considered a “tablet” device and needed to test 0mm 1-g body SAR.

Unless otherwise agreed in writing, this document is issued by the Company subject to its General Conditions of Service printed overleaf, available on request or accessible at http://www.sgs.com/en/Terms-and-Conditions.aspx and, for electronic format documents, subject to Terms and Conditions for Electronic Documents at http://www.sgs.com/en/Terms-and-Conditions/Terms-e-Document.aspx. Attention is drawn to the limitation of liability, indemnification and jurisdiction issues defined therein. Any holder of this document is advised that information contained hereon reflects the Company's findings at the time of its intervention only and within the limits of Client's instructions, if any. The Company's sole responsibility is to its Client and this document does not exonerate parties to a transaction from exercising all their rights and obligations under the transaction documents. This document cannot be reproduced except in full, without prior written approval of the Company. Any unauthorized alteration, forgery or falsification of the content or appearance of this document is unlawful and offenders may be prosecuted to the fullest extent of the law. Unless otherwise stated the results shown in this test report refer only to the sample(s) tested and such sample(s) are retained for 30 days only.
Attention: To check the authenticity of testing /inspection report & certificate, please contact us at telephone: (86-755) 8307 1443, or email: CN.Doccheck@sgs.com
SGS-CSTC Standards Technical Services Co.,Ltd. Shenzhen Branch
No.1 Workshop, M-10, Middle Section, Science & Technology Park, Shenzhen, China 518057 t (86–755) 26012053 f (86–755) 26710594 www.sgsgroup.com.cn
中国·深圳·科技园中区M–10栋一号厂房 邮编: 518057 t (86–755) 26012053 f (86–755) 26710594 sgs.china@sgs.com
Member of the SGS Group (SGS SA)

5.1.6 EUT side for SAR Testing

- **Stand-alone SAR test evaluation**

1) Per FCC KDB 447498D01, the 1-g and 10-g SAR test exclusion thresholds for 100 MHz to 6 GHz at test separation distances ≤ 50 mm are determined by:

[(max. power of channel, including tune-up tolerance, mW)/(min. test separation distance, mm)] · [√f(GHz)] ≤ 3.0 for 1-g SAR and ≤ 7.5 for 10-g extremity SAR, where:

• f(GHz) is the RF channel transmit frequency in GHz
• Power and distance are rounded to the nearest mW and mm before calculation
• The result is rounded to one decimal place for comparison

When the minimum test separation distance is < 5 mm, a distance of 5 mm is applied to determine SAR test exclusion.

2) At 100 MHz to 6 GHz and for test separation distances > 50 mm, the SAR test exclusion threshold is determined according to the following:

a) [Power allowed at numeric threshold for 50 mm in step 1) + (test separation distance - 50 mm)·(f(MHz)/150)] mW, at 100 MHz to 1500 MHz

b) [Power allowed at numeric threshold for 50 mm in step 1) + (test separation distance - 50 mm)·10] mW at > 1500 MHz and ≤ 6 GHz

1) Standalone SAR exclusion calculation (Antenna to adjacent sides<50mm)

Bnad	Exposure Condition	f (GHz)	Pmax (dBm)	Pmax (mw)	separation distance(mm)					Calculated Value					SAR Test (Yes or No)				
					Back side	Left side	Right side	Top side	Bottom side	Back side	Left side	Right side	Top side	Bottom side	Back side	Left side	Right side	Top side	Bottom side
GSM850	Body 0mm	0.849	34.00	2511.89	5	8.12	97.19	5	236.62	462.896	285.035	>50mm	462.896	>50mm	Yes	Yes	>50mm	Yes	>50mm
GSM1900	Body 0mm	1.91	31.00	1258.93	5	8.12	97.19	5	236.62	347.974	214.270	>50mm	347.974	>50mm	Yes	Yes	>50mm	Yes	>50mm
WCDMA B2	Body 0mm	1.91	24.00	251.19	5	8.12	97.19	5	236.62	69.430	42.752	>50mm	69.430	>50mm	Yes	Yes	>50mm	Yes	>50mm
WCDMA B5	Body 0mm	0.849	24.50	281.84	5	8.12	97.19	5	236.62	51.938	31.981	>50mm	51.938	>50mm	Yes	Yes	>50mm	Yes	>50mm
LTE B2	Body 0mm	1.91	24.00	251.19	5	8.12	97.19	5	236.62	69.430	42.752	>50mm	69.430	>50mm	Yes	Yes	>50mm	Yes	>50mm
LTE B4	Body 0mm	1.755	24.00	251.19	5	8.12	97.19	5	236.62	66.553	40.981	>50mm	66.553	>50mm	Yes	Yes	>50mm	Yes	>50mm
LTE B5	Body 0mm	0.849	24.00	251.19	5	8.12	97.19	5	236.62	46.290	28.503	>50mm	46.290	>50mm	Yes	Yes	>50mm	Yes	>50mm
LTE B7	Body 0mm	2.57	23.50	223.87	5	8.12	97.19	5	236.62	71.779	44.199	>50mm	71.779	>50mm	Yes	Yes	>50mm	Yes	>50mm
LTE B38	Body 0mm	2.62	23.50	223.87	5	8.12	97.19	5	236.62	72.474	44.627	>50mm	72.474	>50mm	Yes	Yes	>50mm	Yes	>50mm
WIFI 2.4G	Body 0mm	2.462	18.00	63.10	5	129.33	5	5	236.62	19.800	>50mm	19.800	19.800	>50mm	Yes	>50mm	Yes	Yes	>50mm
WIFI 5.2G	Body 0mm	5.200	16.50	44.67	5	129.33	5	5	236.62	20.372	>50mm	20.372	20.372	>50mm	Yes	>50mm	Yes	Yes	>50mm
WIFI 5.3G	Body 0mm	5.300	16.50	44.67	5	129.33	5	5	236.62	20.567	>50mm	20.567	20.567	>50mm	Yes	>50mm	Yes	Yes	>50mm
WIFI 5.5G	Body 0mm	5.500	16.50	44.67	5	129.33	5	5	236.62	20.951	>50mm	20.951	20.951	>50mm	Yes	>50mm	Yes	Yes	>50mm
WIFI 5.8G	Body 0mm	5.800	16.50	44.67	5	129.33	5	5	236.62	21.515	>50mm	21.515	21.515	>50mm	Yes	>50mm	Yes	Yes	>50mm
BT	Body 0mm	2.480	10.00	10.00	5	129.33	5	5	236.62	3.150	>50mm	3.150	3.150	>50mm	Yes	>50mm	Yes	Yes	>50mm

2) Standalone SAR exclusion calculation (Antenna to adjacent sides>50mm)

Bnad	Exposure Condition	f (GHz)	Pmax (dBm)	Pmax (mw)	separation distance(mm)					Calculated Value					SAR Test (Yes or No)				
					Back side	Left side	Right side	Top side	Bottom side	Back side	Left side	Right side	Top side	Bottom side	Back side	Left side	Right side	Top side	Bottom side
GSM850	Body 0mm	0.849	34.00	2511.89	5	8.12	97.19	5	236.62	<50mm	<50mm	431.27	<50mm	1220.44	<50mm	<50mm	No	<50mm	No
GSM1900	Body 0mm	1.91	31.00	1258.93	5	8.12	97.19	5	236.62	<50mm	<50mm	580.72	<50mm	1975.02	<50mm	<50mm	No	<50mm	No
WCDMA B2	Body 0mm	1.91	24.00	251.19	5	8.12	97.19	5	236.62	<50mm	<50mm	580.72	<50mm	1975.02	<50mm	<50mm	No	<50mm	No
WCDMA B5	Body 0mm	0.849	24.50	281.84	5	8.12	97.19	5	236.62	<50mm	<50mm	431.27	<50mm	1220.44	<50mm	<50mm	No	<50mm	No
LTE B2	Body 0mm	1.91	24.00	251.19	5	8.12	97.19	5	236.62	<50mm	<50mm	580.72	<50mm	1975.02	<50mm	<50mm	No	<50mm	No
LTE B4	Body 0mm	1.755	24.00	251.19	5	8.12	97.19	5	236.62	<50mm	<50mm	585.27	<50mm	1979.57	<50mm	<50mm	No	<50mm	No
LTE B5	Body 0mm	0.849	24.00	251.19	5	8.12	97.19	5	236.62	<50mm	<50mm	431.27	<50mm	1220.44	<50mm	<50mm	No	<50mm	No
LTE B7	Body 0mm	2.57	23.50	223.87	5	8.12	97.19	5	236.62	<50mm	<50mm	564.93	<50mm	1959.23	<50mm	<50mm	No	<50mm	No
LTE B38	Body 0mm	2.62	23.50	223.87	5	8.12	97.19	5	236.62	<50mm	<50mm	564.93	<50mm	1959.23	<50mm	<50mm	No	<50mm	No
WIFI 2.4G	Body 0mm	2.462	18.00	63.10	5	129.33	5	5	236.62	<50mm	889.13	<50mm	<50mm	1962.03	<50mm	No	<50mm	<50mm	No
WIFI 5.2G	Body 0mm	5.200	16.50	44.67	5	129.33	5	5	236.62	<50mm	859.08	<50mm	<50mm	1931.98	<50mm	No	<50mm	<50mm	No
WIFI 5.3G	Body 0mm	5.300	16.50	44.67	5	129.33	5	5	236.62	<50mm	858.46	<50mm	<50mm	1931.36	<50mm	No	<50mm	<50mm	No
WIFI 5.5G	Body 0mm	5.500	16.50	44.67	5	129.33	5	5	236.62	<50mm	857.26	<50mm	<50mm	1930.16	<50mm	No	<50mm	<50mm	No
WIFI 5.8G	Body 0mm	5.800	16.50	44.67	5	129.33	5	5	236.62	<50mm	855.59	<50mm	<50mm	1928.49	<50mm	No	<50mm	<50mm	No
BT	Body 0mm	2.480	10.00	10.00	5	129.33	5	5	236.62	<50mm	889.30	<50mm	<50mm	1962.03	<50mm	No	<50mm	<50mm	No

Unless otherwise agreed in writing, this document is issued by the Company subject to its General Conditions of Service printed overleaf, available on request or accessible at http://www.sgs.com/en/Terms-and-Conditions.aspx and, for electronic format documents, subject to Terms and Conditions for Electronic Documents at http://www.sgs.com/en/Terms-and-Conditions/Terms-e-Document.aspx. Attention is drawn to the limitation of liability, indemnification and jurisdiction issues defined therein. Any holder of this document is advised that information contained hereon reflects the Company's findings at the time of its intervention only and within the limits of Client's instructions, if any. The Company's sole responsibility is to its Client and this document does not exonerate parties to a transaction from exercising all their rights and obligations under the transaction documents. This document cannot be reproduced except in full, without prior written approval of the Company. Any unauthorized alteration, forgery or falsification of the content or appearance of this document is unlawful and offenders may be prosecuted to the fullest extent of the law. Unless otherwise stated the results shown in this test report refer only to the sample(s) tested and such sample(s) are retained for 30 days only.
Attention: To check the authenticity of testing /inspection report & certificate, please contact us at telephone: (86-755) 8307 1443, or email: CN.Doccheck@sgs.com
SGS-CSTC Standards Technical Services Co., Ltd. Shenzhen Branch Testing Center-EEC Laboratory.
No.1 Workshop, M-10, Middle Section, Science & Technology Park, Shenzhen, China 518057 t (86-755) 26012053 f (86-755) 26710594 www.sgsgroup.com.cn
中国·深圳·科技园中区M-10栋一号厂房 邮编: 518057 t (86-755) 26012053 f (86-755) 26710594 sgs.china@sgs.com
Member of the SGS Group (SGS SA)

According to the table above, the standalone test configurations required for this device are as below:

Test configurations	Front side	Back side	Left side	Right side	Top side	Bottom side
GSM850	No	Yes	Yes	No	Yes	No
GSM1900	No	Yes	Yes	No	Yes	No
WCDMA Band II	No	Yes	Yes	No	Yes	No
WCDMA Band V	No	Yes	Yes	No	Yes	No
LTE Band 2	No	Yes	Yes	No	Yes	No
LTE Band 4	No	Yes	Yes	No	Yes	No
LTE Band 5	No	Yes	Yes	No	Yes	No
LTE Band 7	No	Yes	Yes	No	Yes	No
LTE Band 38	No	Yes	Yes	No	Yes	No
WiFi 2.4G	No	Yes	No	Yes	Yes	No
WiFi 5G	No	Yes	No	Yes	Yes	No
BT	No	Yes	No	Yes	Yes	No

When standalone SAR test exclusion applies to an antenna that transmits simultaneously with other antennas, the standalone SAR must be estimated according to following to determine simultaneous transmission SAR test exclusion:

1) (max. power of channel, including tune-up tolerance, mW)/(min. test separation distance, mm)]· [√f(GHz)/x] W/kg for test separation distances ≤ 50 mm,where x = 7.5 for 1-g SAR and x = 18.75 for 10-g SAR.
When the minimum test separation distance is < 5 mm, a distance of 5 mm is applied to determine SAR test exclusion

2) 0.4 W/kg for 1-g SAR and 1.0 W/kg for 10-g SAR, when the test separation distance is > 50 mm.

Mode	Position	Pmax (dBm)	Pmax (mw)	test separation distance(mm)					f(GHz)	X	Estimated SAR(W/Kg)				
				Back side	Left side	Right side	Top side	Bottom side			Back side	Left side	Right side	Top side	Bottom side
GSM850	Body 0mm	34.00	2511.89	5	126	5	7.57	236.4	2.462	7.5	measure	measure	0.400	measure	0.400
GSM1900	Body 0mm	31.00	1258.93	5	126	5	7.57	236.4	5.850	7.5	measure	measure	0.400	measure	0.400
WCDMA B2	Body 0mm	24.00	251.19	5	126	5	7.57	236.4	2.480	7.5	measure	measure	0.400	measure	0.400
WCDMA B5	Body 0mm	24.50	281.84	5	126	5	7.57	236.4	2.462	7.5	measure	measure	0.400	measure	0.400
LTE B2	Body 0mm	24.00	251.19	5	126	5	7.57	236.4	5.850	7.5	measure	measure	0.400	measure	0.400
LTE B4	Body 0mm	24.00	251.19	5	126	5	7.57	236.4	2.480	7.5	measure	measure	0.400	measure	0.400
LTE B5	Body 0mm	24.00	251.19	5	126	5	7.57	236.4	2.462	7.5	measure	measure	0.400	measure	0.400
LTE B7	Body 0mm	23.50	223.87	5	126	5	7.57	236.4	5.850	7.5	measure	measure	0.400	measure	0.400
LTE B38	Body 0mm	23.50	223.87	5	126	5	7.57	236.4	2.480	7.5	measure	measure	0.400	measure	0.400
WiFi 2.4G	Body 0mm	18.00	63.10	5	126	5	7.57	236.4	2.462	7.5	measure	0.400	measure	measure	0.400
WiFi 5G	Body 0mm	16.50	44.67	5	126	5	7.57	236.4	5.850	7.5	measure	0.400	measure	measure	0.400
BT	Body 0mm	10.00	10.00	5	126	5	7.57	236.4	2.480	7.5	measure	0.400	measure	measure	0.400

Table 9： Estimated SAR calculation for the device.

Note:

1) * - maximum possible output power declared by manufacturer

Unless otherwise agreed in writing, this document is issued by the Company subject to its General Conditions of Service printed overleaf, available on request or accessible at http://www.sgs.com/en/Terms-and-Conditions.aspx and, for electronic format documents, subject to Terms and Conditions for Electronic Documents at http://www.sgs.com/en/Terms-and-Conditions/Terms-e-Document.aspx. Attention is drawn to the limitation of liability, indemnification and jurisdiction issues defined therein. Any holder of this document is advised that information contained hereon reflects the Company's findings at the time of its intervention only and within the limits of Client's instructions, if any. The Company's sole responsibility is to its Client and this document does not exonerate parties to a transaction from exercising all their rights and obligations under the transaction documents. This document cannot be reproduced except in full, without prior written approval of the Company. Any unauthorized alteration, forgery or falsification of the content or appearance of this document is unlawful and offenders may be prosecuted to the fullest extent of the law. Unless otherwise stated the results shown in this test report refer only to the sample(s) tested and such sample(s) are retained for 30 days only.
Attention: To check the authenticity of testing /inspection report & certificate, please contact us at telephone: (86-755) 8307 1443, or email: CN.Doccheck@sgs.com
SGS-CSTC Standards Technical Services Co., Ltd. Shenzhen Branch Testing Center-EEC Laboratory.
No.1 Workshop, M-10, Middle Section, Science & Technology Park, Shenzhen, China 518057 t (86-755) 26012053 f (86-755) 26710594 www.sgsgroup.com.cn
中国·深圳·科技园中区M-10栋一号厂房 邮编: 518057 t (86-755) 26012053 f (86-755) 26710594 sgs.china@sgs.com
Member of the SGS Group (SGS SA)

5.2 Measurement of RF conducted Power

5.2.1 Conducted Power of GSM

GSM 850 Sensor off										
Burst Output Power(dBm)					Tune up	Division Factors	Frame-Average Output Power(dBm)			Tune up
Channel		128	190	251			128	190	251	
GPRS/ EGPRS (GMSK)	1 TX Slot	33.52	33.66	33.65	34.00	-9.19	24.33	24.47	24.46	24.81
	2 TX Slots	31.37	31.54	31.51	32.00	-6.18	25.19	25.36	25.33	25.82
	3 TX Slots	30.03	30.16	30.14	31.00	-4.42	25.61	25.74	25.72	26.58
	4 TX Slots	29.15	**29.30**	29.28	30.00	-3.17	25.98	26.13	26.11	**26.83**
EGPRS (8PSK)	1 TX Slot	27.10	27.03	27.08	28.00	-9.19	17.91	17.84	17.89	18.81
	2 TX Slots	25.06	25.09	25.29	26.00	-6.18	18.88	18.91	19.11	19.82
	3 TX Slots	23.84	23.77	23.73	25.00	-4.42	19.42	19.35	19.31	20.58
	4 TX Slots	23.02	22.89	23.01	24.00	-3.17	19.85	19.72	19.84	20.83
GSM 850 Sensor on										
Burst Output Power(dBm)					Tune up	Division Factors	Frame-Average Output Power(dBm)			Tune up
Channel		128	190	251			128	190	251	
GPRS/ EGPRS (GMSK)	1 TX Slot	24.03	24.16	24.18	24.50	-9.19	14.84	14.97	14.99	15.31
	2 TX Slots	21.74	21.88	21.94	22.50	-6.18	15.56	15.70	15.76	16.32
	3 TX Slots	20.53	20.70	20.71	21.50	-4.42	16.11	16.28	16.29	17.08
	4 TX Slots	20.00	**20.18**	20.21	21.00	-3.17	16.83	17.01	17.04	**17.83**
EGPRS (8PSK)	1 TX Slot	21.76	21.47	21.53	22.50	-9.19	12.57	12.28	12.34	13.31
	2 TX Slots	19.56	19.23	19.40	20.00	-6.18	13.38	13.05	13.22	13.82
	3 TX Slots	18.27	17.86	17.86	19.00	-4.42	13.85	13.44	13.44	14.58
	4 TX Slots	17.45	17.02	17.14	18.00	-3.17	14.28	13.85	13.97	14.83

Unless otherwise agreed in writing, this document is issued by the Company subject to its General Conditions of Service printed overleaf, available on request or accessible at http://www.sgs.com/en/Terms-and-Conditions.aspx and, for electronic format documents, subject to Terms and Conditions for Electronic Documents at http://www.sgs.com/en/Terms-and-Conditions/Terms-e-Document.aspx. Attention is drawn to the limitation of liability, indemnification and jurisdiction issues defined therein. Any holder of this document is advised that information contained hereon reflects the Company's findings at the time of its intervention only and within the limits of Client's instructions, if any. The Company's sole responsibility is to its Client and this document does not exonerate parties to a transaction from exercising all their rights and obligations under the transaction documents. This document cannot be reproduced except in full, without prior written approval of the Company. Any unauthorized alteration, forgery or falsification of the content or appearance of this document is unlawful and offenders may be prosecuted to the fullest extent of the law. Unless otherwise stated the results shown in this test report refer only to the sample(s) tested and such sample(s) are retained for 30 days only.
Attention: To check the authenticity of testing /inspection report & certificate, please contact us at telephone: (86-755) 8307 1443, or email: CN.Doccheck@sgs.com
SGS-CSTC Standards Technical Services Co., Ltd. Shenzhen Branch Testing Center-EEC Laboratory.
No.1 Workshop, M-10, Middle Section, Science & Technology Park, Shenzhen, China 518057 t (86-755) 26012053 f (86-755) 26710594 www.sgsgroup.com.cn
中国·深圳·科技园中区M-10栋一号厂房 邮编: 518057 t (86-755) 26012053 f (86-755) 26710594 sgs.china@sgs.com
Member of the SGS Group (SGS SA)

GSM 1900 Sensor off										
Burst Output Power(dBm)					Tune up	Division Factors	Frame-Average Output Power(dBm)			Tune up
Channel		512	661	810			512	661	810	
GPRS/ EGPRS (GMSK)	1 TX Slot	30.46	30.35	30.34	31.00	-9.19	21.27	21.16	21.15	21.81
	2 TX Slots	28.28	28.18	28.16	29.00	-6.18	22.10	22.00	21.98	22.82
	3 TX Slots	26.88	26.85	26.84	28.00	-4.42	22.46	22.43	22.42	23.58
	4 TX Slots	26.12	**26.03**	26.02	27.00	-3.17	22.95	22.86	22.85	**23.83**
EGPRS (8PSK)	1 TX Slot	25.78	25.46	25.35	27.00	-9.19	16.59	16.27	16.16	17.81
	2 TX Slots	24.33	24.06	23.93	25.50	-6.18	18.15	17.88	17.75	19.32
	3 TX Slots	23.42	23.06	22.91	24.50	-4.42	19.00	18.64	18.49	20.08
	4 TX Slots	22.73	22.52	22.29	24.00	-3.17	19.56	19.35	19.12	20.83
GSM 1900 Sensor on										
Burst Output Power(dBm)					Tune up	Division Factors	Frame-Average Output Power(dBm)			Tune up
Channel		512	661	810			512	661	810	
GPRS/ EGPRS (GMSK)	1 TX Slot	23.20	23.05	23.04	24.00	-9.19	14.01	13.86	13.85	14.81
	2 TX Slots	21.03	20.90	20.89	22.00	-6.18	14.85	14.72	14.71	15.82
	3 TX Slots	19.95	19.81	19.78	21.00	-4.42	15.53	15.39	15.36	16.58
	4 TX Slots	**19.38**	**19.25**	**19.24**	20.00	-3.17	16.21	16.08	16.07	**16.83**
EGPRS (8PSK)	1 TX Slot	19.92	19.62	19.51	21.00	-9.19	10.73	10.43	10.32	11.81
	2 TX Slots	19.81	19.58	19.42	21.00	-6.18	13.63	13.40	13.24	14.82
	3 TX Slots	19.82	19.52	19.34	21.00	-4.42	15.40	15.10	14.92	16.58
	4 TX Slots	18.42	18.27	18.02	19.50	-3.17	15.25	15.10	14.85	16.33

Table 10：Conducted Power of GSM.

Note:

1）. CMW500 measures GSM peak and average output power for active timeslots. For SAR the time based average power is relevant. The difference in between depends on the duty cycle of the TDMA signal:

No. of timeslots	1	2	3	4
Duty Cycle	1:8.3	1:4.15	1:2.77	1:2.075
Time based avg. power compared to slotted avg. power	-9.19	-6.18	-4.42	-3.17

2）. The frame-averaged power is linearly proportion to the slot number configured and it is linearly scaled the maximum burst-averaged power based on time slots. The calculated method is shown as below:
Frame-averaged power = 10 x log (Burst-averaged power mW x Slot used / 8

3）. When the maximum output power variation across the required test channels is > ½ dB, instead of the middle channel, the highest output power channel must be used

Unless otherwise agreed in writing, this document is issued by the Company subject to its General Conditions of Service printed overleaf, available on request or accessible at http://www.sgs.com/en/Terms-and-Conditions.aspx and, for electronic format documents, subject to Terms and Conditions for Electronic Documents at http://www.sgs.com/en/Terms-and-Conditions/Terms-e-Document.aspx. Attention is drawn to the limitation of liability, indemnification and jurisdiction issues defined therein. Any holder of this document is advised that information contained hereon reflects the Company's findings at the time of its intervention only and within the limits of Client's instructions, if any. The Company's sole responsibility is to its Client and this document does not exonerate parties to a transaction from exercising all their rights and obligations under the transaction documents. This document cannot be reproduced except in full, without prior written approval of the Company. Any unauthorized alteration, forgery or falsification of the content or appearance of this document is unlawful and offenders may be prosecuted to the fullest extent of the law. Unless otherwise stated the results shown in this test report refer only to the sample(s) tested and such sample(s) are retained for 30 days only.
Attention: To check the authenticity of testing /inspection report & certificate, please contact us at telephone: (86-755) 8307 1443, or email: CN.Doccheck@sgs.com
No.1 Workshop, M-10, Middle Section, Science & Technology Park, Shenzhen, China 518057 t (86-755) 26012053 f (86-755) 26710594 www.sgsgroup.com.cn
中国·深圳·科技园中区M-10栋一号厂房 邮编: 518057 t (86-755) 26012053 f (86-755) 26710594 sgs.china@sgs.com
Member of the SGS Group (SGS SA)

5.2.2 Conducted Power of WCDMA

WCDMA Band II Sensor off					
Average Conducted Power(dBm)					
Channel		9262	9400	9538	Tune up
WCDMA	12.2kbps RMC	23.24	**23.25**	23.18	24.00
HSDPA	Subtest 1	22.26	22.24	22.21	23.00
	Subtest 2	22.21	22.17	22.16	23.00
	Subtest 3	21.78	21.73	21.66	22.50
	Subtest 4	21.71	21.63	21.65	22.50
HSUPA	Subtest 1	20.26	20.14	20.19	21.00
	Subtest 2	20.23	20.17	20.13	21.00
	Subtest 3	21.21	21.14	21.15	22.00
	Subtest 4	19.73	19.68	19.69	20.50
	Subtest 5	21.26	21.19	21.20	22.00
DC-HSDPA	Subtest 1	22.21	22.22	22.18	23.00
	Subtest 2	22.15	22.13	22.12	23.00
	Subtest 3	21.72	21.69	21.63	22.50
	Subtest 4	21.66	21.58	21.62	22.50
WCDMA Band II Sensor on					
Average Conducted Power(dBm)					
Channel		9262	9400	9538	Tune up
WCDMA	12.2kbps RMC	**13.25**	**13.24**	**13.17**	14.00
HSDPA	Subtest 1	12.24	12.20	12.23	13.00
	Subtest 2	12.16	12.18	12.16	13.00
	Subtest 3	11.69	11.70	11.71	12.50
	Subtest 4	11.63	11.72	11.63	12.50
HSUPA	Subtest 1	10.24	10.12	10.25	11.00
	Subtest 2	10.31	10.25	10.15	11.00
	Subtest 3	11.16	11.22	11.13	12.00
	Subtest 4	9.75	9.72	9.74	10.50
	Subtest 5	11.25	11.26	11.19	12.00
DC-HSDPA	Subtest 1	12.21	12.15	12.17	13.00
	Subtest 2	12.15	12.13	12.08	13.00
	Subtest 3	11.67	11.69	11.70	12.50
	Subtest 4	11.61	11.68	11.62	12.50

Unless otherwise agreed in writing, this document is issued by the Company subject to its General Conditions of Service printed overleaf, available on request or accessible at http://www.sgs.com/en/Terms-and-Conditions.aspx and, for electronic format documents, subject to Terms and Conditions for Electronic Documents at http://www.sgs.com/en/Terms-and-Conditions/Terms-e-Document.aspx. Attention is drawn to the limitation of liability, indemnification and jurisdiction issues defined therein. Any holder of this document is advised that information contained hereon reflects the Company's findings at the time of its intervention only and within the limits of Client's instructions, if any. The Company's sole responsibility is to its Client and this document does not exonerate parties to a transaction from exercising all their rights and obligations under the transaction documents. This document cannot be reproduced except in full, without prior written approval of the Company. Any unauthorized alteration, forgery or falsification of the content or appearance of this document is unlawful and offenders may be prosecuted to the fullest extent of the law. Unless otherwise stated the results shown in this test report refer only to the sample(s) tested and such sample(s) are retained for 30 days only.
Attention: To check the authenticity of testing /inspection report & certificate, please contact us at telephone: (86-755) 8307 1443, or email: CN.Doccheck@sgs.com
SGS-CSTC Standards Technical Services Co., Ltd. Shenzhen Branch Testing Center-EEC Laboratory.
No.1 Workshop, M-10, Middle Section, Science & Technology Park, Shenzhen, China 518057 t (86-755) 26012053 f (86-755) 26710594 www.sgsgroup.com.cn
中国·深圳·科技园中区M-10栋一号厂房 邮编: 518057 t (86-755) 26012053 f (86-755) 26710594 sgs.china@sgs.com
Member of the SGS Group (SGS SA)

WCDMA Band V Sensor off					
Average Conducted Power(dBm)					
Channel		4132	4182	4233	Tune up
WCDMA	12.2kbps RMC	23.43	**23.61**	23.74	24.50
HSDPA	Subtest 1	22.49	22.62	22.69	23.50
	Subtest 2	22.43	22.45	22.64	23.50
	Subtest 3	22.05	22.18	22.08	23.00
	Subtest 4	22.02	22.10	22.14	23.00
HSUPA	Subtest 1	20.55	20.58	20.62	21.50
	Subtest 2	20.51	20.60	20.67	21.50
	Subtest 3	21.52	21.62	21.64	22.50
	Subtest 4	20.01	20.11	20.12	21.00
	Subtest 5	21.57	21.68	21.70	22.50
DC-HSDPA	Subtest 1	22.47	22.55	22.63	23.50
	Subtest 2	22.38	22.38	22.57	23.50
	Subtest 3	22.02	22.16	22.03	23.00
	Subtest 4	21.96	22.05	22.12	23.00
WCDMA Band V Sensor on					
Average Conducted Power(dBm)					
Channel		4132	4182	4233	Tune up
WCDMA	12.2kbps RMC	15.09	**15.18**	15.11	16.00
HSDPA	Subtest 1	13.96	14.07	14.18	15.00
	Subtest 2	13.93	13.96	14.13	15.00
	Subtest 3	13.56	13.66	13.57	14.50
	Subtest 4	13.55	13.56	13.63	14.50
HSUPA	Subtest 1	12.02	12.08	12.13	13.00
	Subtest 2	12.04	12.09	12.21	13.00
	Subtest 3	13.06	13.10	13.17	14.00
	Subtest 4	11.51	11.65	11.64	12.50
	Subtest 5	13.07	13.16	13.17	14.00
DC-HSDPA	Subtest 1	13.93	14.03	14.09	15.00
	Subtest 2	13.86	13.92	14.01	15.00
	Subtest 3	13.52	13.61	13.48	14.50
	Subtest 4	13.57	13.50	13.55	14.50

Table 11：Conducted Power of WCDMA.

Note:

1) when the maximum output power variation across the required test channels is > ½ dB, instead of the middle channel, the highest output power channel must be used.

Unless otherwise agreed in writing, this document is issued by the Company subject to its General Conditions of Service printed overleaf, available on request or accessible at http://www.sgs.com/en/Terms-and-Conditions.aspx and, for electronic format documents, subject to Terms and Conditions for Electronic Documents at http://www.sgs.com/en/Terms-and-Conditions/Terms-e-Document.aspx. Attention is drawn to the limitation of liability, indemnification and jurisdiction issues defined therein. Any holder of this document is advised that information contained hereon reflects the Company's findings at the time of its intervention only and within the limits of Client's instructions, if any. The Company's sole responsibility is to its Client and this document does not exonerate parties to a transaction from exercising all their rights and obligations under the transaction documents. This document cannot be reproduced except in full, without prior written approval of the Company. Any unauthorized alteration, forgery or falsification of the content or appearance of this document is unlawful and offenders may be prosecuted to the fullest extent of the law. Unless otherwise stated the results shown in this test report refer only to the sample(s) tested and such sample(s) are retained for 30 days only.
Attention: To check the authenticity of testing /inspection report & certificate, please contact us at telephone: (86-755) 8307 1443, or email: CN.Doccheck@sgs.com
No.1 Workshop, M-10, Middle Section, Science & Technology Park, Shenzhen, China 518057 t (86–755) 26012053 f (86–755) 26710594 www.sgsgroup.com.cn
中国·深圳·科技园中区M–10栋一号厂房 邮编: 518057 t (86–755) 26012053 f (86–755) 26710594 sgs.china@sgs.com
Member of the SGS Group (SGS SA)

5.2.3 Conducted Power of LTE

LTE Band 2 Sensor off				Conducted Power(dBm)			
Bandwidth	Modulation	RB size	RB offset	Channel 18607	Channel 18900	Channel 19193	Tune up
1.4MHz	QPSK	1	0	23.21	23.18	23.19	24.00
		1	2	23.24	23.17	23.31	24.00
		1	5	23.11	23.10	23.19	24.00
		3	0	23.31	23.24	23.25	24.00
		3	2	23.24	23.34	23.36	24.00
		3	3	23.31	23.14	23.28	24.00
		6	0	22.30	22.22	22.24	23.00
	16QAM	1	0	22.24	22.23	22.69	23.00
		1	2	22.41	22.69	22.64	23.00
		1	5	22.25	22.46	22.89	23.00
		3	0	22.27	22.09	22.26	23.00
		3	2	22.10	22.32	22.13	23.00
		3	3	22.14	22.27	22.08	23.00
		6	0	21.28	21.35	21.25	22.00
	64QAM	1	0	21.13	21.09	21.34	22.00
		1	2	21.09	21.33	21.23	22.00
		1	5	21.02	21.10	21.17	22.00
		3	0	21.30	21.13	21.34	22.00
		3	2	21.16	21.43	21.06	22.00
		3	3	21.13	21.35	21.04	22.00
		6	0	20.25	20.45	20.26	21.00
Bandwidth	Modulation	RB size	RB offset	Channel 18615	Channel 18900	Channel 19185	Tune up
3MHz	QPSK	1	0	23.28	23.17	23.18	24.00
		1	7	23.27	23.33	23.22	24.00
		1	14	23.26	23.15	23.26	24.00
		8	0	22.29	22.30	22.26	23.00
		8	4	22.26	22.32	22.23	23.00
		8	7	22.42	22.21	22.31	23.00
		15	0	22.26	22.21	22.20	23.00
	16QAM	1	0	22.72	22.28	22.42	23.00
		1	7	22.93	22.88	22.96	23.00
		1	14	22.40	22.68	22.46	23.00
		8	0	21.31	21.32	21.42	22.00
		8	4	21.32	21.35	21.40	22.00
		8	7	21.32	21.39	21.19	22.00
		15	0	21.31	21.19	21.21	22.00
	64QAM	1	0	21.25	21.19	21.32	22.00
		1	7	21.24	21.43	21.40	22.00
		1	14	21.30	21.23	21.17	22.00
		8	0	20.27	20.30	20.43	21.00
		8	4	20.35	20.42	20.40	21.00
		8	7	20.35	20.40	20.17	21.00
		15	0	20.26	20.21	20.19	21.00

Unless otherwise agreed in writing, this document is issued by the Company subject to its General Conditions of Service printed overleaf, available on request or accessible at http://www.sgs.com/en/Terms-and-Conditions.aspx and, for electronic format documents, subject to Terms and Conditions for Electronic Documents at http://www.sgs.com/en/Terms-and-Conditions/Terms-e-Document.aspx. Attention is drawn to the limitation of liability, indemnification and jurisdiction issues defined therein. Any holder of this document is advised that information contained hereon reflects the Company's findings at the time of its intervention only and within the limits of Client's instructions, if any. The Company's sole responsibility is to its Client and this document does not exonerate parties to a transaction from exercising all their rights and obligations under the transaction documents. This document cannot be reproduced except in full, without prior written approval of the Company. Any unauthorized alteration, forgery or falsification of the content or appearance of this document is unlawful and offenders may be prosecuted to the fullest extent of the law. Unless otherwise stated the results shown in this test report refer only to the sample(s) tested and such sample(s) are retained for 30 days only.
Attention: To check the authenticity of testing /inspection report & certificate, please contact us at telephone: (86-755) 8307 1443, or email: CN.Doccheck@sgs.com
SGS-CSTC Standards Technical Services Co.,Ltd. Shenzhen Branch Testing Center-EEC Laboratory.
No.1 Workshop, M-10, Middle Section, Science & Technology Park, Shenzhen, China 518057 t (86-755) 26012053 f (86-755) 26710594 www.sgsgroup.com.cn
中国·深圳·科技园中区M-10栋一号厂房 邮编: 518057 t (86-755) 26012053 f (86-755) 26710594 sgs.china@sgs.com
Member of the SGS Group (SGS SA)

Bandwidth	Modulation	RB size	RB offset	Channel 18625	Channel 18900	Channel 19175	Tune up
5MHz	QPSK	1	0	23.12	23.16	23.20	24.00
		1	13	23.30	23.21	23.32	24.00
		1	24	23.17	23.20	23.16	24.00
		12	0	22.26	22.21	22.18	23.00
		12	6	22.36	22.35	22.37	23.00
		12	13	22.21	22.20	22.32	23.00
		25	0	22.16	22.22	22.31	23.00
	16QAM	1	0	22.37	22.55	22.69	23.00
		1	13	22.84	22.61	22.40	23.00
		1	24	22.26	22.60	22.69	23.00
		12	0	21.22	21.25	21.22	22.00
		12	6	21.21	21.18	21.30	22.00
		12	13	21.23	21.15	21.33	22.00
		25	0	21.23	21.18	21.37	22.00
	64QAM	1	0	21.22	21.16	21.21	22.00
		1	13	21.26	21.21	21.21	22.00
		1	24	21.11	21.19	21.31	22.00
		12	0	20.18	20.35	20.21	21.00
		12	6	20.20	20.21	20.31	21.00
		12	13	20.23	20.13	20.35	21.00
		25	0	20.27	20.18	20.39	21.00
Bandwidth	Modulation	RB size	RB offset	Channel 18650	Channel 18900	Channel 19150	Tune up
10MHz	QPSK	1	0	23.29	23.16	23.24	24.00
		1	25	23.36	23.35	23.38	24.00
		1	49	23.23	23.19	23.33	24.00
		25	0	22.29	22.26	22.29	23.00
		25	13	22.26	22.28	22.31	23.00
		25	25	22.27	22.18	22.35	23.00
		50	0	22.30	22.26	22.42	23.00
	16QAM	1	0	22.85	21.94	22.42	23.00
		1	25	22.62	22.55	22.72	23.00
		1	49	22.06	22.34	22.52	23.00
		25	0	21.37	21.24	21.36	22.00
		25	13	21.33	21.38	21.33	22.00
		25	25	21.37	21.31	21.34	22.00
		50	0	21.39	21.30	21.41	22.00
	64QAM	1	0	21.27	21.19	21.51	22.00
		1	25	21.25	21.41	21.39	22.00
		1	49	21.40	21.38	21.49	22.00
		25	0	20.35	20.26	20.36	21.00
		25	13	20.38	20.48	20.35	21.00
		25	25	20.32	20.34	20.33	21.00
		50	0	20.37	20.37	20.42	21.00

Unless otherwise agreed in writing, this document is issued by the Company subject to its General Conditions of Service printed overleaf, available on request or accessible at http://www.sgs.com/en/Terms-and-Conditions.aspx and, for electronic format documents, subject to Terms and Conditions for Electronic Documents at http://www.sgs.com/en/Terms-and-Conditions/Terms-e-Document.aspx. Attention is drawn to the limitation of liability, indemnification and jurisdiction issues defined therein. Any holder of this document is advised that information contained hereon reflects the Company's findings at the time of its intervention only and within the limits of Client's instructions, if any. The Company's sole responsibility is to its Client and this document does not exonerate parties to a transaction from exercising all their rights and obligations under the transaction documents. This document cannot be reproduced except in full, without prior written approval of the Company. Any unauthorized alteration, forgery or falsification of the content or appearance of this document is unlawful and offenders may be prosecuted to the fullest extent of the law. Unless otherwise stated the results shown in this test report refer only to the sample(s) tested and such sample(s) are retained for 30 days only.
Attention: To check the authenticity of testing /inspection report & certificate, please contact us at telephone: (86-755) 8307 1443, or email: CN.Doccheck@sgs.com
SGS-CSTC Standards Technical Services Co.,Ltd. Shenzhen Branch Testing Center-EEC Laboratory.
No.1 Workshop, M-10, Middle Section, Science & Technology Park, Shenzhen, China 518057 t (86-755) 26012053 f (86-755) 26710594 www.sgsgroup.com.cn
中国·深圳·科技园中区M-10栋一号厂房 邮编: 518057 t (86-755) 26012053 f (86-755) 26710594 sgs.china@sgs.com
Member of the SGS Group (SGS SA)

Bandwidth	Modulation	RB size	RB offset	Channel 18675	Channel 18900	Channel 19125	Tune up
15MHz	QPSK	1	0	23.08	23.15	23.10	24.00
		1	38	23.17	23.27	23.31	24.00
		1	74	23.27	23.17	23.13	24.00
		36	0	22.32	22.28	22.28	23.00
		36	18	22.25	22.30	22.33	23.00
		36	39	22.25	22.26	22.28	23.00
		75	0	22.23	22.27	22.26	23.00
	16QAM	1	0	22.47	22.46	22.23	23.00
		1	38	22.58	22.44	22.75	23.00
		1	74	22.49	22.32	22.59	23.00
		36	0	21.26	21.28	21.33	22.00
		36	18	21.25	21.28	21.27	22.00
		36	39	21.33	21.28	21.29	22.00
		75	0	21.22	21.37	21.32	22.00
	64QAM	1	0	21.33	21.18	21.40	22.00
		1	38	21.20	21.46	21.34	22.00
		1	74	21.29	21.38	21.16	22.00
		36	0	20.30	20.26	20.33	21.00
		36	18	20.21	20.32	20.28	21.00
		36	39	20.31	20.37	20.31	21.00
		75	0	20.26	20.43	20.30	21.00
Bandwidth	Modulation	RB size	RB offset	Channel 18700	Channel 18900	Channel 19100	Tune up
20MHz	QPSK	1	0	23.00	22.90	22.92	24.00
		1	50	23.39	**23.39**	23.22	24.00
		1	99	23.05	23.04	22.96	24.00
		50	0	22.20	**22.31**	22.28	23.00
		50	25	22.27	22.19	22.25	23.00
		50	50	22.27	22.16	22.21	23.00
		100	0	22.24	22.23	22.25	23.00
	16QAM	1	0	22.39	22.32	21.75	23.00
		1	50	22.31	22.68	22.78	23.00
		1	99	22.49	22.04	22.68	23.00
		50	0	21.18	21.28	21.31	22.00
		50	25	21.28	21.16	21.35	22.00
		50	50	21.23	21.18	21.23	22.00
		100	0	21.28	21.22	21.23	22.00
	64QAM	1	0	21.15	21.32	21.39	22.00
		1	50	21.11	21.25	21.20	22.00
		1	99	21.15	21.18	21.12	22.00
		50	0	20.13	20.27	20.30	21.00
		50	25	20.27	20.26	20.35	21.00
		50	50	20.20	20.21	20.21	21.00
		100	0	20.23	20.28	20.22	21.00

Unless otherwise agreed in writing, this document is issued by the Company subject to its General Conditions of Service printed overleaf, available on request or accessible at http://www.sgs.com/en/Terms-and-Conditions.aspx and, for electronic format documents, subject to Terms and Conditions for Electronic Documents at http://www.sgs.com/en/Terms-and-Conditions/Terms-e-Document.aspx. Attention is drawn to the limitation of liability, indemnification and jurisdiction issues defined therein. Any holder of this document is advised that information contained hereon reflects the Company's findings at the time of its intervention only and within the limits of Client's instructions, if any. The Company's sole responsibility is to its Client and this document does not exonerate parties to a transaction from exercising all their rights and obligations under the transaction documents. This document cannot be reproduced except in full, without prior written approval of the Company. Any unauthorized alteration, forgery or falsification of the content or appearance of this document is unlawful and offenders may be prosecuted to the fullest extent of the law. Unless otherwise stated the results shown in this test report refer only to the sample(s) tested and such sample(s) are retained for 30 days only.
Attention: To check the authenticity of testing /inspection report & certificate, please contact us at telephone: (86-755) 8307 1443, or email: CN.Doccheck@sgs.com
SGS-CSTC Standards Technical Services Co.,Ltd. Shenzhen Branch Testing Center-EEC Laboratory.
No.1 Workshop, M-10, Middle Section, Science & Technology Park, Shenzhen, China 518057 t (86-755) 26012053 f (86-755) 26710594 www.sgsgroup.com.cn
中国·深圳·科技园中区M-10栋一号厂房 邮编: 518057 t (86-755) 26012053 f (86-755) 26710594 sgs.china@sgs.com
Member of the SGS Group (SGS SA)

LTE Band 2 Sensor on				Conducted Power(dBm)			
Bandwidth	Modulation	RB size	RB offset	Channel 18607	Channel 18900	Channel 19193	Tune up
1.4MHz	QPSK	1	0	13.06	13.02	13.08	14.00
		1	2	13.23	13.21	13.15	14.00
		1	5	13.07	12.95	13.17	14.00
		3	0	13.16	13.10	13.24	14.00
		3	2	13.22	13.24	13.19	14.00
		3	3	13.20	13.12	13.14	14.00
		6	0	13.21	13.26	13.16	14.00
	16QAM	1	0	13.32	13.24	13.63	14.00
		1	2	13.36	13.44	13.30	14.00
		1	5	13.20	13.62	12.97	14.00
		3	0	13.30	13.26	13.22	14.00
		3	2	13.24	13.21	13.17	14.00
		3	3	13.36	13.21	13.23	14.00
		6	0	13.35	13.10	13.48	14.00
	64QAM	1	0	13.37	13.30	13.56	14.00
		1	2	13.30	13.31	13.23	14.00
		1	5	13.27	13.52	13.05	14.00
		3	0	13.27	13.41	13.12	14.00
		3	2	13.16	13.09	13.24	14.00
		3	3	13.39	13.07	13.14	14.00
		6	0	13.33	13.20	13.43	14.00
Bandwidth	Modulation	RB size	RB offset	Channel 18615	Channel 18900	Channel 19185	Tune up
3MHz	QPSK	1	0	13.20	13.11	12.99	14.00
		1	7	13.35	13.19	13.35	14.00
		1	14	13.21	13.04	13.23	14.00
		8	0	13.11	13.15	13.20	14.00
		8	4	13.12	13.18	13.28	14.00
		8	7	13.26	13.12	13.09	14.00
		15	0	13.22	13.16	13.15	14.00
	16QAM	1	0	13.49	13.23	13.61	14.00
		1	7	13.67	13.05	13.15	14.00
		1	14	13.56	13.35	13.28	14.00
		8	0	13.41	13.31	13.23	14.00
		8	4	13.31	13.12	13.21	14.00
		8	7	13.25	13.12	13.29	14.00
		15	0	13.13	13.11	13.16	14.00
	64QAM	1	0	13.59	13.33	13.66	14.00
		1	7	13.65	13.06	13.12	14.00
		1	14	13.64	13.38	13.23	14.00
		8	0	13.42	13.23	13.25	14.00
		8	4	13.30	13.25	13.23	14.00
		8	7	13.18	13.10	13.20	14.00
		15	0	13.23	13.08	13.14	14.00

Unless otherwise agreed in writing, this document is issued by the Company subject to its General Conditions of Service printed overleaf, available on request or accessible at http://www.sgs.com/en/Terms-and-Conditions.aspx and, for electronic format documents, subject to Terms and Conditions for Electronic Documents at http://www.sgs.com/en/Terms-and-Conditions/Terms-e-Document.aspx. Attention is drawn to the limitation of liability, indemnification and jurisdiction issues defined therein. Any holder of this document is advised that information contained hereon reflects the Company's findings at the time of its intervention only and within the limits of Client's instructions, if any. The Company's sole responsibility is to its Client and this document does not exonerate parties to a transaction from exercising all their rights and obligations under the transaction documents. This document cannot be reproduced except in full, without prior written approval of the Company. Any unauthorized alteration, forgery or falsification of the content or appearance of this document is unlawful and offenders may be prosecuted to the fullest extent of the law. Unless otherwise stated the results shown in this test report refer only to the sample(s) tested and such sample(s) are retained for 30 days only.
Attention: To check the authenticity of testing /inspection report & certificate, please contact us at telephone: (86-755) 8307 1443, or email: CN.Doccheck@sgs.com
SGS-CSTC Standards Technical Services Co.,Ltd. Shenzhen Branch Testing Center-EEC Laboratory.
No.1 Workshop, M-10, Middle Section, Science & Technology Park, Shenzhen, China 518057 t (86-755) 26012053 f (86-755) 26710594 www.sgsgroup.com.cn
中国·深圳·科技园中区M-10栋一号厂房 邮编: 518057 t (86-755) 26012053 f (86-755) 26710594 sgs.china@sgs.com
Member of the SGS Group (SGS SA)

Bandwidth	Modulation	RB size	RB offset	Channel 18625	Channel 18900	Channel 19175	Tune up
5MHz	QPSK	1	0	13.13	12.95	13.07	14.00
		1	13	13.14	13.15	13.21	14.00
		1	24	13.11	13.12	12.98	14.00
		12	0	13.22	13.11	13.14	14.00
		12	6	13.28	13.18	13.26	14.00
		12	13	13.15	13.12	13.19	14.00
		25	0	13.14	13.09	13.15	14.00
	16QAM	1	0	13.65	13.64	13.53	14.00
		1	13	13.46	13.64	13.25	14.00
		1	24	13.17	13.33	13.66	14.00
		12	0	13.06	13.23	13.21	14.00
		12	6	13.20	13.26	13.32	14.00
		12	13	13.25	13.08	13.26	14.00
		25	0	13.24	13.19	13.16	14.00
	64QAM	1	0	13.68	13.56	13.61	14.00
		1	13	13.44	13.52	13.30	14.00
		1	24	13.10	13.35	13.68	14.00
		12	0	12.97	13.21	13.20	14.00
		12	6	13.22	13.21	13.26	14.00
		12	13	13.33	13.23	13.19	14.00
		25	0	13.17	13.34	13.15	14.00
Bandwidth	Modulation	RB size	RB offset	Channel 18650	Channel 18900	Channel 19150	Tune up
10MHz	QPSK	1	0	13.03	13.07	13.21	14.00
		1	25	13.21	13.27	13.48	14.00
		1	49	13.13	13.13	13.20	14.00
		25	0	13.13	13.25	13.22	14.00
		25	13	13.26	13.21	13.28	14.00
		25	25	13.16	13.17	13.30	14.00
		50	0	13.18	13.13	13.20	14.00
	16QAM	1	0	13.63	13.45	13.24	14.00
		1	25	13.65	13.53	13.38	14.00
		1	49	12.85	13.34	13.43	14.00
		25	0	13.32	13.21	13.40	14.00
		25	13	13.32	13.32	13.22	14.00
		25	25	13.35	13.22	13.38	14.00
		50	0	13.23	13.22	13.36	14.00
	64QAM	1	0	13.66	13.37	13.28	14.00
		1	25	13.64	13.43	13.29	14.00
		1	49	12.78	13.45	13.47	14.00
		25	0	13.38	13.15	13.45	14.00
		25	13	13.34	13.31	13.26	14.00
		25	25	13.44	13.27	13.45	14.00
		50	0	13.25	13.07	13.32	14.00

Unless otherwise agreed in writing, this document is issued by the Company subject to its General Conditions of Service printed overleaf, available on request or accessible at http://www.sgs.com/en/Terms-and-Conditions.aspx and, for electronic format documents, subject to Terms and Conditions for Electronic Documents at http://www.sgs.com/en/Terms-and-Conditions/Terms-e-Document.aspx. Attention is drawn to the limitation of liability, indemnification and jurisdiction issues defined therein. Any holder of this document is advised that information contained hereon reflects the Company's findings at the time of its intervention only and within the limits of Client's instructions, if any. The Company's sole responsibility is to its Client and this document does not exonerate parties to a transaction from exercising all their rights and obligations under the transaction documents. This document cannot be reproduced except in full, without prior written approval of the Company. Any unauthorized alteration, forgery or falsification of the content or appearance of this document is unlawful and offenders may be prosecuted to the fullest extent of the law. Unless otherwise stated the results shown in this test report refer only to the sample(s) tested and such sample(s) are retained for 30 days only.
Attention: To check the authenticity of testing /inspection report & certificate, please contact us at telephone: (86-755) 8307 1443, or email: CN.Doccheck@sgs.com
SGS-CSTC Standards Technical Services Co.,Ltd. Shenzhen Branch Testing Center-EEC Laboratory.
No.1 Workshop, M-10, Middle Section, Science & Technology Park, Shenzhen, China 518057 t (86-755) 26012053 f (86-755) 26710594 www.sgsgroup.com.cn
中国·深圳·科技园中区M-10栋一号厂房 邮编: 518057 t (86-755) 26012053 f (86-755) 26710594 sgs.china@sgs.com
Member of the SGS Group (SGS SA)

Bandwidth	Modulation	RB size	RB offset	Channel 18675	Channel 18900	Channel 19125	Tune up
15MHz	QPSK	1	0	13.05	13.10	13.11	14.00
		1	38	13.04	13.10	13.22	14.00
		1	74	13.05	13.09	13.05	14.00
		36	0	13.23	13.14	13.23	14.00
		36	18	13.18	13.24	13.28	14.00
		36	39	13.22	13.23	13.19	14.00
		75	0	13.22	13.18	13.33	14.00
	16QAM	1	0	13.04	13.07	13.65	14.00
		1	38	13.66	13.28	13.60	14.00
		1	74	13.31	12.89	13.21	14.00
		36	0	13.11	13.23	13.33	14.00
		36	18	13.31	13.12	13.20	14.00
		36	39	13.19	13.17	13.16	14.00
		75	0	13.23	13.25	13.26	14.00
	64QAM	1	0	13.10	13.21	13.65	14.00
		1	38	13.70	13.28	13.66	14.00
		1	74	13.22	12.94	13.20	14.00
		36	0	13.16	13.08	13.23	14.00
		36	18	13.24	13.13	13.19	14.00
		36	39	13.17	13.29	13.24	14.00
		75	0	13.19	13.39	13.30	14.00
Bandwidth	Modulation	RB size	RB offset	Channel 18700	Channel 18900	Channel 19100	Tune up
20MHz	QPSK	1	0	12.96	12.81	12.84	14.00
		1	50	13.29	**13.30**	13.17	14.00
		1	99	12.98	12.95	12.93	14.00
		50	0	13.19	**13.25**	13.24	14.00
		50	25	13.13	13.11	13.21	14.00
		50	50	13.24	13.13	13.17	14.00
		100	0	13.23	13.27	13.24	14.00
	16QAM	1	0	13.17	12.95	12.98	14.00
		1	50	13.56	13.49	13.67	14.00
		1	99	13.32	13.11	13.26	14.00
		50	0	13.16	13.22	13.26	14.00
		50	25	13.26	13.20	13.31	14.00
		50	50	13.32	13.23	13.16	14.00
		100	0	13.25	13.28	13.17	14.00
	64QAM	1	0	13.12	13.05	12.94	14.00
		1	50	13.51	13.59	13.71	14.00
		1	99	13.31	12.98	13.23	14.00
		50	0	13.20	13.36	13.30	14.00
		50	25	13.34	13.22	13.38	14.00
		50	50	13.41	13.33	13.19	14.00
		100	0	13.35	13.41	13.16	14.00

Unless otherwise agreed in writing, this document is issued by the Company subject to its General Conditions of Service printed overleaf, available on request or accessible at http://www.sgs.com/en/Terms-and-Conditions.aspx and, for electronic format documents, subject to Terms and Conditions for Electronic Documents at http://www.sgs.com/en/Terms-and-Conditions/Terms-e-Document.aspx. Attention is drawn to the limitation of liability, indemnification and jurisdiction issues defined therein. Any holder of this document is advised that information contained hereon reflects the Company's findings at the time of its intervention only and within the limits of Client's instructions, if any. The Company's sole responsibility is to its Client and this document does not exonerate parties to a transaction from exercising all their rights and obligations under the transaction documents. This document cannot be reproduced except in full, without prior written approval of the Company. Any unauthorized alteration, forgery or falsification of the content or appearance of this document is unlawful and offenders may be prosecuted to the fullest extent of the law. Unless otherwise stated the results shown in this test report refer only to the sample(s) tested and such sample(s) are retained for 30 days only.
Attention: To check the authenticity of testing /inspection report & certificate, please contact us at telephone: (86-755) 8307 1443, or email: CN.Doccheck@sgs.com
SGS-CSTC Standards Technical Services Co.,Ltd. Shenzhen Branch Testing Center-EEC Laboratory.
No.1 Workshop, M-10, Middle Section, Science & Technology Park, Shenzhen, China 518057 t (86-755) 26012053 f (86-755) 26710594 www.sgsgroup.com.cn
中国·深圳·科技园中区M-10栋一号厂房 邮编: 518057 t (86-755) 26012053 f (86-755) 26710594 sgs.china@sgs.com
Member of the SGS Group (SGS SA)

LTE Band 4 Sensor off				Conducted Power(dBm)			
Bandwidth	Modulation	RB size	RB offset	Channel 19957	Channel 20175	Channel 20393	Tune up
1.4MHz	QPSK	1	0	23.28	23.32	23.12	24.00
		1	2	23.48	23.39	23.42	24.00
		1	5	23.35	23.27	23.16	24.00
		3	0	23.48	23.41	23.38	24.00
		3	2	23.41	23.47	23.27	24.00
		3	3	23.47	23.46	23.32	24.00
		6	0	22.42	22.52	22.48	23.00
	16QAM	1	0	22.46	22.97	22.88	23.00
		1	2	22.50	22.92	22.87	23.00
		1	5	22.72	22.39	22.86	23.00
		3	0	22.58	22.36	22.30	23.00
		3	2	22.63	22.41	22.45	23.00
		3	3	22.29	22.35	22.23	23.00
		6	0	21.63	21.60	21.40	22.00
	64QAM	1	0	21.33	21.85	21.74	22.00
		1	2	21.60	21.72	21.68	22.00
		1	5	21.56	21.42	21.66	22.00
		3	0	21.51	21.45	21.34	22.00
		3	2	21.56	21.40	21.32	22.00
		3	3	21.09	21.42	21.14	22.00
		6	0	20.62	20.70	20.41	21.00
Bandwidth	Modulation	RB size	RB offset	Channel 19965	Channel 20175	Channel 20385	Tune up
3MHz	QPSK	1	0	23.47	23.27	23.38	24.00
		1	7	23.49	23.57	23.40	24.00
		1	14	23.45	23.35	23.27	24.00
		8	0	22.39	22.43	22.28	23.00
		8	4	22.47	22.45	22.36	23.00
		8	7	22.40	22.37	22.32	23.00
		15	0	22.36	22.35	22.36	23.00
	16QAM	1	0	22.51	22.92	22.41	23.00
		1	7	22.76	22.87	22.68	23.00
		1	14	22.88	22.47	22.43	23.00
		8	0	21.57	21.38	21.26	22.00
		8	4	21.38	21.39	21.41	22.00
		8	7	21.54	21.57	21.25	22.00
		15	0	21.35	21.35	21.37	22.00
	64QAM	1	0	21.62	21.49	21.13	22.00
		1	7	21.45	21.37	21.50	22.00
		1	14	21.40	21.57	21.17	22.00
		8	0	20.54	20.38	20.24	21.00
		8	4	20.43	20.41	20.40	21.00
		8	7	20.59	20.65	20.26	21.00
		15	0	20.31	20.44	20.35	21.00

Unless otherwise agreed in writing, this document is issued by the Company subject to its General Conditions of Service printed overleaf, available on request or accessible at http://www.sgs.com/en/Terms-and-Conditions.aspx and, for electronic format documents, subject to Terms and Conditions for Electronic Documents at http://www.sgs.com/en/Terms-and-Conditions/Terms-e-Document.aspx. Attention is drawn to the limitation of liability, indemnification and jurisdiction issues defined therein. Any holder of this document is advised that information contained hereon reflects the Company's findings at the time of its intervention only and within the limits of Client's instructions, if any. The Company's sole responsibility is to its Client and this document does not exonerate parties to a transaction from exercising all their rights and obligations under the transaction documents. This document cannot be reproduced except in full, without prior written approval of the Company. Any unauthorized alteration, forgery or falsification of the content or appearance of this document is unlawful and offenders may be prosecuted to the fullest extent of the law. Unless otherwise stated the results shown in this test report refer only to the sample(s) tested and such sample(s) are retained for 30 days only.
Attention: To check the authenticity of testing /inspection report & certificate, please contact us at telephone: (86-755) 8307 1443, or email: CN.Doccheck@sgs.com
SGS-CSTC Standards Technical Services Co., Ltd. Shenzhen Branch Testing Center-EEC Laboratory.
No.1 Workshop, M-10, Middle Section, Science & Technology Park, Shenzhen, China 518057 t (86-755) 26012053 f (86-755) 26710594 www.sgsgroup.com.cn
中国·深圳·科技园中区M-10栋一号厂房 邮编: 518057 t (86-755) 26012053 f (86-755) 26710594 sgs.china@sgs.com
Member of the SGS Group (SGS SA)

Bandwidth	Modulation	RB size	RB offset	Channel 19975	Channel 20175	Channel 20375	Tune up
5MHz	QPSK	1	0	23.36	23.32	23.25	24.00
		1	13	23.42	23.47	23.21	24.00
		1	24	23.26	23.18	23.16	24.00
		12	0	22.48	22.37	22.36	23.00
		12	6	22.47	22.43	22.37	23.00
		12	13	22.37	22.38	22.42	23.00
		25	0	22.46	22.42	22.42	23.00
	16QAM	1	0	22.51	22.49	22.21	23.00
		1	13	22.71	22.57	22.56	23.00
		1	24	22.38	22.31	22.03	23.00
		12	0	21.47	21.43	21.39	22.00
		12	6	21.41	21.41	21.43	22.00
		12	13	21.43	21.45	21.33	22.00
		25	0	21.39	21.49	21.35	22.00
	64QAM	1	0	21.39	21.51	21.27	22.00
		1	13	21.44	21.24	21.49	22.00
		1	24	21.46	21.47	21.35	22.00
		12	0	20.49	20.52	20.40	21.00
		12	6	20.37	20.50	20.45	21.00
		12	13	20.47	20.46	20.32	21.00
		25	0	20.41	20.52	20.37	21.00
Bandwidth	Modulation	RB size	RB offset	Channel 20000	Channel 20175	Channel 20350	Tune up
10MHz	QPSK	1	0	23.47	23.45	23.23	24.00
		1	25	23.40	23.58	23.38	24.00
		1	49	23.41	23.32	23.26	24.00
		25	0	22.48	22.32	22.39	23.00
		25	13	22.49	22.39	22.34	23.00
		25	25	22.37	22.45	22.35	23.00
		50	0	22.39	22.42	22.53	23.00
	16QAM	1	0	22.57	22.63	22.41	23.00
		1	25	22.55	22.46	22.38	23.00
		1	49	22.73	22.13	22.55	23.00
		25	0	21.45	21.30	21.40	22.00
		25	13	21.34	21.35	21.45	22.00
		25	25	21.38	21.41	21.28	22.00
		50	0	21.51	21.45	21.40	22.00
	64QAM	1	0	21.34	21.16	21.35	22.00
		1	25	21.41	21.24	21.53	22.00
		1	49	21.19	21.37	21.17	22.00
		25	0	20.49	20.29	20.42	21.00
		25	13	20.35	20.40	20.45	21.00
		25	25	20.34	20.51	20.30	21.00
		50	0	20.55	20.51	20.38	21.00

Unless otherwise agreed in writing, this document is issued by the Company subject to its General Conditions of Service printed overleaf, available on request or accessible at http://www.sgs.com/en/Terms-and-Conditions.aspx and, for electronic format documents, subject to Terms and Conditions for Electronic Documents at http://www.sgs.com/en/Terms-and-Conditions/Terms-e-Document.aspx. Attention is drawn to the limitation of liability, indemnification and jurisdiction issues defined therein. Any holder of this document is advised that information contained hereon reflects the Company's findings at the time of its intervention only and within the limits of Client's instructions, if any. The Company's sole responsibility is to its Client and this document does not exonerate parties to a transaction from exercising all their rights and obligations under the transaction documents. This document cannot be reproduced except in full, without prior written approval of the Company. Any unauthorized alteration, forgery or falsification of the content or appearance of this document is unlawful and offenders may be prosecuted to the fullest extent of the law. Unless otherwise stated the results shown in this test report refer only to the sample(s) tested and such sample(s) are retained for 30 days only.
Attention: To check the authenticity of testing /inspection report & certificate, please contact us at telephone: (86-755) 8307 1443, or email: CN.Doccheck@sgs.com
SGS-CSTC Standards Technical Services Co.,Ltd. Shenzhen Branch Testing Center-EEC Laboratory.
No.1 Workshop, M-10, Middle Section, Science & Technology Park, Shenzhen, China 518057 t (86-755) 26012053 f (86-755) 26710594 www.sgsgroup.com.cn
中国·深圳·科技园中区M-10栋一号厂房 邮编: 518057 t (86-755) 26012053 f (86-755) 26710594 sgs.china@sgs.com
Member of the SGS Group (SGS SA)

Bandwidth	Modulation	RB size	RB offset	Channel 20025	Channel 20175	Channel 20325	Tune up
15MHz	QPSK	1	0	23.34	23.24	23.24	24.00
		1	38	23.45	23.45	23.28	24.00
		1	74	23.28	23.24	23.18	24.00
		36	0	22.51	22.36	22.44	23.00
		36	18	22.52	22.44	22.40	23.00
		36	39	22.33	22.43	22.32	23.00
		75	0	22.45	22.29	22.40	23.00
	16QAM	1	0	22.91	22.83	22.85	23.00
		1	38	22.67	22.96	22.94	23.00
		1	74	22.48	22.65	22.57	23.00
		36	0	21.48	21.44	21.44	22.00
		36	18	21.40	21.29	21.39	22.00
		36	39	21.40	21.42	21.24	22.00
		75	0	21.43	21.42	21.33	22.00
	64QAM	1	0	21.32	21.60	21.40	22.00
		1	38	21.43	21.47	21.53	22.00
		1	74	21.35	21.33	21.11	22.00
		36	0	20.50	20.51	20.43	21.00
		36	18	20.37	20.37	20.37	21.00
		36	39	20.39	20.45	20.23	21.00
		75	0	20.40	20.49	20.32	21.00
Bandwidth	Modulation	RB size	RB offset	Channel 20050	Channel 20175	Channel 20300	Tune up
20MHz	QPSK	1	0	23.04	23.07	23.02	24.00
		1	50	23.61	**23.61**	23.37	24.00
		1	99	23.06	23.01	23.00	24.00
		50	0	**22.55**	22.29	22.50	23.00
		50	25	22.43	22.36	22.41	23.00
		50	50	22.33	22.43	22.32	23.00
		100	0	22.50	22.43	22.40	23.00
	16QAM	1	0	22.24	22.87	22.44	23.00
		1	50	22.82	22.97	22.95	23.00
		1	99	22.96	22.51	22.54	23.00
		50	0	21.44	21.44	21.40	22.00
		50	25	21.45	21.46	21.37	22.00
		50	50	21.35	21.42	21.18	22.00
		100	0	21.46	21.35	21.34	22.00
	64QAM	1	0	21.40	21.36	21.53	22.00
		1	50	21.31	21.51	21.31	22.00
		1	99	21.29	21.60	21.13	22.00
		50	0	20.45	20.48	20.42	21.00
		50	25	20.49	20.46	20.39	21.00
		50	50	20.34	20.41	20.17	21.00
		100	0	20.44	20.41	20.32	21.00

Unless otherwise agreed in writing, this document is issued by the Company subject to its General Conditions of Service printed overleaf, available on request or accessible at http://www.sgs.com/en/Terms-and-Conditions.aspx and, for electronic format documents, subject to Terms and Conditions for Electronic Documents at http://www.sgs.com/en/Terms-and-Conditions/Terms-e-Document.aspx. Attention is drawn to the limitation of liability, indemnification and jurisdiction issues defined therein. Any holder of this document is advised that information contained hereon reflects the Company's findings at the time of its intervention only and within the limits of Client's instructions, if any. The Company's sole responsibility is to its Client and this document does not exonerate parties to a transaction from exercising all their rights and obligations under the transaction documents. This document cannot be reproduced except in full, without prior written approval of the Company. Any unauthorized alteration, forgery or falsification of the content or appearance of this document is unlawful and offenders may be prosecuted to the fullest extent of the law. Unless otherwise stated the results shown in this test report refer only to the sample(s) tested and such sample(s) are retained for 30 days only.
Attention: To check the authenticity of testing /inspection report & certificate, please contact us at telephone: (86-755) 8307 1443, or email: CN.Doccheck@sgs.com
SGS-CSTC Standards Technical Services Co.,Ltd. Shenzhen Branch Testing Center-EEC Laboratory.
No.1 Workshop, M-10, Middle Section, Science & Technology Park, Shenzhen, China 518057 t (86-755) 26012053 f (86-755) 26710594 www.sgsgroup.com.cn
中国·深圳·科技园中区M-10栋一号厂房 邮编: 518057 t (86-755) 26012053 f (86-755) 26710594 sgs.china@sgs.com
Member of the SGS Group (SGS SA)

LTE Band 4 Sensor on				Conducted Power(dBm)			
Bandwidth	Modulation	RB size	RB offset	Channel 19957	Channel 20175	Channel 20393	Tune up
1.4MHz	QPSK	1	0	15.30	15.20	15.18	16.00
		1	2	15.41	15.41	15.33	16.00
		1	5	15.24	15.27	15.15	16.00
		3	0	15.41	15.37	15.32	16.00
		3	2	15.35	15.35	15.38	16.00
		3	3	15.34	15.38	15.26	16.00
		6	0	15.35	15.39	15.37	16.00
	16QAM	1	0	15.46	15.40	15.16	16.00
		1	2	15.39	15.61	15.76	16.00
		1	5	15.77	15.41	15.34	16.00
		3	0	15.39	15.30	15.39	16.00
		3	2	15.22	15.28	15.41	16.00
		3	3	15.52	15.39	15.31	16.00
		6	0	15.64	15.61	15.38	16.00
	64QAM	1	0	15.50	15.30	15.08	16.00
		1	2	15.37	15.52	15.78	16.00
		1	5	15.71	15.56	15.32	16.00
		3	0	15.35	15.38	15.38	16.00
		3	2	15.14	15.32	15.31	16.00
		3	3	15.42	15.35	15.38	16.00
		6	0	15.58	15.48	15.37	16.00
Bandwidth	Modulation	RB size	RB offset	Channel 19965	Channel 20175	Channel 20385	Tune up
3MHz	QPSK	1	0	15.22	15.21	15.32	16.00
		1	7	15.25	15.53	15.55	16.00
		1	14	15.29	15.31	15.19	16.00
		8	0	15.31	15.25	15.35	16.00
		8	4	15.39	15.38	15.27	16.00
		8	7	15.33	15.23	15.37	16.00
		15	0	15.42	15.33	15.21	16.00
	16QAM	1	0	15.48	15.80	15.48	16.00
		1	7	15.80	15.52	15.79	16.00
		1	14	15.80	15.73	15.77	16.00
		8	0	15.51	15.36	15.33	16.00
		8	4	15.51	15.50	15.35	16.00
		8	7	15.36	15.52	15.20	16.00
		15	0	15.28	15.34	15.22	16.00
	64QAM	1	0	15.54	15.79	15.56	16.00
		1	7	15.76	15.40	15.75	16.00
		1	14	15.77	15.67	15.74	16.00
		8	0	15.54	15.30	15.33	16.00
		8	4	15.42	15.62	15.39	16.00
		8	7	15.38	15.37	15.14	16.00
		15	0	15.29	15.28	15.30	16.00

Unless otherwise agreed in writing, this document is issued by the Company subject to its General Conditions of Service printed overleaf, available on request or accessible at http://www.sgs.com/en/Terms-and-Conditions.aspx and, for electronic format documents, subject to Terms and Conditions for Electronic Documents at http://www.sgs.com/en/Terms-and-Conditions/Terms-e-Document.aspx. Attention is drawn to the limitation of liability, indemnification and jurisdiction issues defined therein. Any holder of this document is advised that information contained hereon reflects the Company's findings at the time of its intervention only and within the limits of Client's instructions, if any. The Company's sole responsibility is to its Client and this document does not exonerate parties to a transaction from exercising all their rights and obligations under the transaction documents. This document cannot be reproduced except in full, without prior written approval of the Company. Any unauthorized alteration, forgery or falsification of the content or appearance of this document is unlawful and offenders may be prosecuted to the fullest extent of the law. Unless otherwise stated the results shown in this test report refer only to the sample(s) tested and such sample(s) are retained for 30 days only.
Attention: To check the authenticity of testing /inspection report & certificate, please contact us at telephone: (86-755) 8307 1443, or email: CN.Doccheck@sgs.com
SGS-CSTC Standards Technical Services Co.,Ltd. Shenzhen Branch
No.1 Workshop, M-10, Middle Section, Science & Technology Park, Shenzhen, China 518057 t (86-755) 26012053 f (86-755) 26710594 www.sgsgroup.com.cn
中国·深圳·科技园中区M-10栋一号厂房 邮编: 518057 t (86-755) 26012053 f (86-755) 26710594 sgs.china@sgs.com
Member of the SGS Group (SGS SA)

Bandwidth	Modulation	RB size	RB offset	Channel 19975	Channel 20175	Channel 20375	Tune up
5MHz	QPSK	1	0	15.18	15.11	15.19	16.00
		1	13	15.32	15.17	15.22	16.00
		1	24	15.08	15.24	15.13	16.00
		12	0	15.31	15.23	15.29	16.00
		12	6	15.30	15.43	15.31	16.00
		12	13	15.34	15.29	15.25	16.00
		25	0	15.37	15.25	15.23	16.00
	16QAM	1	0	15.47	15.27	15.16	16.00
		1	13	15.35	15.77	15.79	16.00
		1	24	15.76	15.45	15.39	16.00
		12	0	15.49	15.37	15.22	16.00
		12	6	15.52	15.37	15.37	16.00
		12	13	15.42	15.29	15.14	16.00
		25	0	15.24	15.41	15.34	16.00
	64QAM	1	0	15.46	15.24	15.09	16.00
		1	13	15.25	15.71	15.76	16.00
		1	24	15.76	15.60	15.39	16.00
		12	0	15.55	15.29	15.12	16.00
		12	6	15.43	15.46	15.37	16.00
		12	13	15.46	15.16	15.19	16.00
		25	0	15.34	15.26	15.25	16.00
Bandwidth	Modulation	RB size	RB offset	Channel 20000	Channel 20175	Channel 20350	Tune up
10MHz	QPSK	1	0	15.50	15.22	15.25	16.00
		1	25	15.41	15.47	15.31	16.00
		1	49	15.28	15.36	15.12	16.00
		25	0	15.38	15.26	15.39	16.00
		25	13	15.34	15.32	15.31	16.00
		25	25	15.29	15.34	15.30	16.00
		50	0	15.33	15.29	15.29	16.00
	16QAM	1	0	15.79	15.52	15.40	16.00
		1	25	15.77	15.75	15.76	16.00
		1	49	15.74	15.77	15.80	16.00
		25	0	15.47	15.29	15.41	16.00
		25	13	15.37	15.26	15.33	16.00
		25	25	15.32	15.36	15.25	16.00
		50	0	15.37	15.44	15.38	16.00
	64QAM	1	0	15.80	15.49	15.45	16.00
		1	25	15.79	15.73	15.75	16.00
		1	49	15.77	15.65	15.78	16.00
		25	0	15.45	15.35	15.37	16.00
		25	13	15.35	15.30	15.32	16.00
		25	25	15.32	15.42	15.19	16.00
		50	0	15.45	15.41	15.32	16.00

Unless otherwise agreed in writing, this document is issued by the Company subject to its General Conditions of Service printed overleaf, available on request or accessible at http://www.sgs.com/en/Terms-and-Conditions.aspx and, for electronic format documents, subject to Terms and Conditions for Electronic Documents at http://www.sgs.com/en/Terms-and-Conditions/Terms-e-Document.aspx. Attention is drawn to the limitation of liability, indemnification and jurisdiction issues defined therein. Any holder of this document is advised that information contained hereon reflects the Company's findings at the time of its intervention only and within the limits of Client's instructions, if any. The Company's sole responsibility is to its Client and this document does not exonerate parties to a transaction from exercising all their rights and obligations under the transaction documents. This document cannot be reproduced except in full, without prior written approval of the Company. Any unauthorized alteration, forgery or falsification of the content or appearance of this document is unlawful and offenders may be prosecuted to the fullest extent of the law. Unless otherwise stated the results shown in this test report refer only to the sample(s) tested and such sample(s) are retained for 30 days only.
Attention: To check the authenticity of testing /inspection report & certificate, please contact us at telephone: (86-755) 8307 1443, or email: CN.Doccheck@sgs.com
SGS-CSTC Standards Technical Services Co.,Ltd. Shenzhen Branch Testing Center-EEC Laboratory.
No.1 Workshop, M-10, Middle Section, Science & Technology Park, Shenzhen, China 518057 t (86-755) 26012053 f (86-755) 26710594 www.sgsgroup.com.cn
中国·深圳·科技园中区M-10栋一号厂房 邮编: 518057 t (86-755) 26012053 f (86-755) 26710594 sgs.china@sgs.com
Member of the SGS Group (SGS SA)

Bandwidth	Modulation	RB size	RB offset	Channel 20025	Channel 20175	Channel 20325	Tune up
15MHz	QPSK	1	0	15.22	15.21	15.09	16.00
		1	38	15.22	15.24	15.17	16.00
		1	74	15.21	15.24	15.16	16.00
		36	0	15.41	15.28	15.30	16.00
		36	18	15.39	15.33	15.33	16.00
		36	39	15.28	15.38	15.34	16.00
		75	0	15.28	15.29	15.24	16.00
	16QAM	1	0	15.65	15.69	15.79	16.00
		1	38	15.63	15.80	15.42	16.00
		1	74	15.36	15.51	15.60	16.00
		36	0	15.48	15.34	15.39	16.00
		36	18	15.31	15.33	15.24	16.00
		36	39	15.33	15.39	15.21	16.00
		75	0	15.24	15.32	15.35	16.00
	64QAM	1	0	15.67	15.77	15.80	16.00
		1	38	15.55	15.72	15.39	16.00
		1	74	15.45	15.52	15.57	16.00
		36	0	15.41	15.29	15.39	16.00
		36	18	15.31	15.45	15.16	16.00
		36	39	15.32	15.34	15.17	16.00
		75	0	15.27	15.25	15.32	16.00
Bandwidth	Modulation	RB size	RB offset	Channel 20050	Channel 20175	Channel 20300	Tune up
20MHz	QPSK	1	0	15.24	15.06	15.10	16.00
		1	50	**15.62**	**15.61**	**15.52**	16.00
		1	99	14.98	15.00	14.95	16.00
		50	0	**15.50**	15.37	**15.49**	16.00
		50	25	15.39	**15.42**	15.33	16.00
		50	50	15.39	15.41	15.24	16.00
		100	0	**15.42**	15.38	15.40	16.00
	16QAM	1	0	14.95	15.80	15.25	16.00
		1	50	15.81	15.54	15.54	16.00
		1	99	15.43	15.25	14.90	16.00
		50	0	15.59	15.45	15.47	16.00
		50	25	15.53	15.38	15.46	16.00
		50	50	15.37	15.41	15.29	16.00
		100	0	15.48	15.28	15.41	16.00
	64QAM	1	0	14.98	15.77	15.21	16.00
		1	50	15.72	15.48	15.57	16.00
		1	99	15.37	15.20	14.92	16.00
		50	0	15.61	15.57	15.52	16.00
		50	25	15.48	15.23	15.48	16.00
		50	50	15.40	15.54	15.32	16.00
		100	0	15.57	15.29	15.32	16.00

Unless otherwise agreed in writing, this document is issued by the Company subject to its General Conditions of Service printed overleaf, available on request or accessible at http://www.sgs.com/en/Terms-and-Conditions.aspx and, for electronic format documents, subject to Terms and Conditions for Electronic Documents at http://www.sgs.com/en/Terms-and-Conditions/Terms-e-Document.aspx. Attention is drawn to the limitation of liability, indemnification and jurisdiction issues defined therein. Any holder of this document is advised that information contained hereon reflects the Company's findings at the time of its intervention only and within the limits of Client's instructions, if any. The Company's sole responsibility is to its Client and this document does not exonerate parties to a transaction from exercising all their rights and obligations under the transaction documents. This document cannot be reproduced except in full, without prior written approval of the Company. Any unauthorized alteration, forgery or falsification of the content or appearance of this document is unlawful and offenders may be prosecuted to the fullest extent of the law. Unless otherwise stated the results shown in this test report refer only to the sample(s) tested and such sample(s) are retained for 30 days only.
Attention: To check the authenticity of testing /inspection report & certificate, please contact us at telephone: (86-755) 8307 1443, or email: CN.Doccheck@sgs.com
SGS-CSTC Standards Technical Services Co.,Ltd. Shenzhen Branch Testing Center-EEC Laboratory.
No.1 Workshop, M-10, Middle Section, Science & Technology Park, Shenzhen, China 518057 t (86-755) 26012053 f (86-755) 26710594 www.sgsgroup.com.cn
中国·深圳·科技园中区M-10栋一号厂房 邮编: 518057 t (86-755) 26012053 f (86-755) 26710594 sgs.china@sgs.com
Member of the SGS Group (SGS SA)

LTE Band 5 Sensor off				Conducted Power(dBm)			
Bandwidth	Modulation	RB size	RB offset	Channel 20407	Channel 20525	Channel 20643	Tune up
1.4MHz	QPSK	1	0	23.19	23.30	23.38	24.00
		1	2	23.40	23.33	23.39	24.00
		1	5	23.19	23.27	23.37	24.00
		3	0	23.38	23.37	23.37	24.00
		3	2	23.35	23.40	23.38	24.00
		3	3	23.26	23.40	23.35	24.00
		6	0	22.32	22.32	22.58	23.00
	16QAM	1	0	22.35	22.47	22.33	23.00
		1	2	22.39	22.51	22.45	23.00
		1	5	22.25	22.38	22.37	23.00
		3	0	22.33	22.39	22.48	23.00
		3	2	22.33	22.15	22.20	23.00
		3	3	22.09	22.48	22.17	23.00
		6	0	21.48	21.62	21.60	22.00
	64QAM	1	0	21.22	21.57	21.16	22.00
		1	2	21.41	21.38	21.35	22.00
		1	5	21.31	21.36	21.35	22.00
		3	0	21.30	21.34	21.57	22.00
		3	2	21.23	21.17	21.00	22.00
		3	3	21.17	21.41	21.09	22.00
		6	0	20.47	20.66	20.59	21.00
Bandwidth	Modulation	RB size	RB offset	Channel 20415	Channel 20525	Channel 20635	Tune up
3MHz	QPSK	1	0	23.23	23.26	23.29	24.00
		1	7	23.40	23.34	23.42	24.00
		1	14	23.26	23.38	23.24	24.00
		8	0	22.29	22.28	22.32	23.00
		8	4	22.26	22.32	22.35	23.00
		8	7	22.26	22.34	22.37	23.00
		15	0	22.23	22.21	22.30	23.00
	16QAM	1	0	22.68	22.65	22.29	23.00
		1	7	22.57	22.97	22.44	23.00
		1	14	22.30	22.94	22.64	23.00
		8	0	21.51	21.34	21.43	22.00
		8	4	21.51	21.46	21.50	22.00
		8	7	21.43	21.32	21.40	22.00
		15	0	21.41	21.23	21.46	22.00
	64QAM	1	0	21.47	21.31	21.56	22.00
		1	7	21.55	21.63	21.65	22.00
		1	14	21.25	21.32	21.33	22.00
		8	0	20.48	20.42	20.45	21.00
		8	4	20.55	20.44	20.48	21.00
		8	7	20.41	20.37	20.42	21.00
		15	0	20.46	20.23	20.45	21.00

Unless otherwise agreed in writing, this document is issued by the Company subject to its General Conditions of Service printed overleaf, available on request or accessible at http://www.sgs.com/en/Terms-and-Conditions.aspx and, for electronic format documents, subject to Terms and Conditions for Electronic Documents at http://www.sgs.com/en/Terms-and-Conditions/Terms-e-Document.aspx. Attention is drawn to the limitation of liability, indemnification and jurisdiction issues defined therein. Any holder of this document is advised that information contained hereon reflects the Company's findings at the time of its intervention only and within the limits of Client's instructions, if any. The Company's sole responsibility is to its Client and this document does not exonerate parties to a transaction from exercising all their rights and obligations under the transaction documents. This document cannot be reproduced except in full, without prior written approval of the Company. Any unauthorized alteration, forgery or falsification of the content or appearance of this document is unlawful and offenders may be prosecuted to the fullest extent of the law. Unless otherwise stated the results shown in this test report refer only to the sample(s) tested and such sample(s) are retained for 30 days only.
Attention: To check the authenticity of testing /inspection report & certificate, please contact us at telephone: (86-755) 8307 1443, or email: CN.Doccheck@sgs.com
SGS-CSTC Standards Technical Services Co., Ltd. Shenzhen Branch Testing Center-EEC Laboratory.
No.1 Workshop, M-10, Middle Section, Science & Technology Park, Shenzhen, China 518057 t (86-755) 26012053 f (86-755) 26710594 www.sgsgroup.com.cn
中国·深圳·科技园中区M-10栋一号厂房 邮编: 518057 t (86-755) 26012053 f (86-755) 26710594 sgs.china@sgs.com
Member of the SGS Group (SGS SA)

Bandwidth	Modulation	RB size	RB offset	Channel 20425	Channel 20525	Channel 20625	Tune up
5MHz	QPSK	1	0	23.25	23.32	23.24	24.00
		1	13	23.27	23.32	23.35	24.00
		1	24	23.20	23.19	23.29	24.00
		12	0	22.28	22.33	22.29	23.00
		12	6	22.32	22.38	22.35	23.00
		12	13	22.34	22.29	22.28	23.00
		25	0	22.32	22.32	22.32	23.00
	16QAM	1	0	22.34	22.46	22.92	23.00
		1	13	22.23	22.07	22.68	23.00
		1	24	22.42	22.33	22.34	23.00
		12	0	21.24	21.20	21.41	22.00
		12	6	21.44	21.29	21.27	22.00
		12	13	21.36	21.29	21.36	22.00
		25	0	21.35	21.37	21.46	22.00
	64QAM	1	0	21.04	21.08	21.42	22.00
		1	13	21.33	21.29	21.23	22.00
		1	24	21.45	21.24	21.49	22.00
		12	0	20.29	20.28	20.39	21.00
		12	6	20.47	20.30	20.26	21.00
		12	13	20.39	20.39	20.34	21.00
		25	0	20.40	20.40	20.45	21.00
Bandwidth	Modulation	RB size	RB offset	Channel 20450	Channel 20525	Channel 20600	Tune up
10MHz	QPSK	1	0	23.21	23.38	23.43	24.00
		1	25	23.29	23.30	23.32	24.00
		1	49	23.33	**23.43**	23.27	24.00
		25	0	22.36	22.33	**22.40**	23.00
		25	13	22.27	22.36	22.32	23.00
		25	25	22.27	22.32	22.28	23.00
		50	0	22.32	22.33	22.35	23.00
	16QAM	1	0	22.95	22.43	22.51	23.00
		1	25	22.24	22.58	22.45	23.00
		1	49	22.53	22.95	22.49	23.00
		25	0	21.30	21.41	21.42	22.00
		25	13	21.33	21.33	21.41	22.00
		25	25	21.35	21.35	21.28	22.00
		50	0	21.42	21.42	21.45	22.00
	16QAM	1	0	21.34	21.35	21.52	22.00
		1	25	21.28	21.26	21.33	22.00
		1	49	21.30	21.41	21.15	22.00
		25	0	20.33	20.49	20.44	21.00
		25	13	20.38	20.31	20.42	21.00
		25	25	20.39	20.33	20.28	21.00
		50	0	20.44	20.51	20.43	21.00

Unless otherwise agreed in writing, this document is issued by the Company subject to its General Conditions of Service printed overleaf, available on request or accessible at http://www.sgs.com/en/Terms-and-Conditions.aspx and, for electronic format documents, subject to Terms and Conditions for Electronic Documents at http://www.sgs.com/en/Terms-and-Conditions/Terms-e-Document.aspx. Attention is drawn to the limitation of liability, indemnification and jurisdiction issues defined therein. Any holder of this document is advised that information contained hereon reflects the Company's findings at the time of its intervention only and within the limits of Client's instructions, if any. The Company's sole responsibility is to its Client and this document does not exonerate parties to a transaction from exercising all their rights and obligations under the transaction documents. This document cannot be reproduced except in full, without prior written approval of the Company. Any unauthorized alteration, forgery or falsification of the content or appearance of this document is unlawful and offenders may be prosecuted to the fullest extent of the law. Unless otherwise stated the results shown in this test report refer only to the sample(s) tested and such sample(s) are retained for 30 days only.
Attention: To check the authenticity of testing /inspection report & certificate, please contact us at telephone: (86-755) 8307 1443, or email: CN.Doccheck@sgs.com
SGS-CSTC Standards Technical Services Co., Ltd. Shenzhen Branch Testing Center-EEC Laboratory.
No.1 Workshop, M-10, Middle Section, Science & Technology Park, Shenzhen, China 518057 t (86-755) 26012053 f (86-755) 26710594 www.sgsgroup.com.cn
中国·深圳·科技园中区M-10栋一号厂房 邮编: 518057 t (86-755) 26012053 f (86-755) 26710594 sgs.china@sgs.com
Member of the SGS Group (SGS SA)

LTE Band 5 Sensor on				Conducted Power(dBm)			
Bandwidth	Modulation	RB size	RB offset	Channel 20407	Channel 20525	Channel 20643	Tune up
1.4MHz	QPSK	1	0	15.32	15.30	15.44	16.00
		1	2	15.51	15.57	15.80	16.00
		1	5	15.43	15.30	15.56	16.00
		3	0	15.51	15.45	15.54	16.00
		3	2	15.44	15.55	15.68	16.00
		3	3	15.53	15.50	15.72	16.00
		6	0	15.38	15.65	15.54	16.00
	16QAM	1	0	15.87	15.86	15.83	16.00
		1	2	15.87	15.86	15.87	16.00
		1	5	15.83	15.76	15.36	16.00
		3	0	15.52	15.57	15.75	16.00
		3	2	15.60	15.66	15.37	16.00
		3	3	15.50	15.47	15.71	16.00
		6	0	15.46	15.66	15.68	16.00
	64QAM	1	0	15.86	15.83	15.87	16.00
		1	2	15.83	15.86	15.85	16.00
		1	5	15.78	15.61	15.33	16.00
		3	0	15.44	15.49	15.82	16.00
		3	2	15.59	15.75	15.37	16.00
		3	3	15.47	15.36	15.74	16.00
		6	0	15.45	15.77	15.65	16.00
Bandwidth	Modulation	RB size	RB offset	Channel 20415	Channel 20525	Channel 20635	Tune up
3MHz	QPSK	1	0	15.38	15.36	15.39	16.00
		1	7	15.76	15.62	15.36	16.00
		1	14	15.43	15.44	15.38	16.00
		8	0	15.41	15.44	15.47	16.00
		8	4	15.46	15.46	15.66	16.00
		8	7	15.44	15.45	15.22	16.00
		15	0	15.37	15.37	15.21	16.00
	16QAM	1	0	15.50	15.74	15.49	16.00
		1	7	15.86	15.87	15.84	16.00
		1	14	15.88	15.76	15.62	16.00
		8	0	15.55	15.39	15.63	16.00
		8	4	15.40	15.74	15.66	16.00
		8	7	15.45	15.46	15.48	16.00
		15	0	15.32	15.52	15.39	16.00
	64QAM	1	0	15.49	15.85	15.55	16.00
		1	7	15.86	15.77	15.77	16.00
		1	14	15.81	15.88	15.59	16.00
		8	0	15.50	15.45	15.71	16.00
		8	4	15.32	15.70	15.56	16.00
		8	7	15.54	15.55	15.39	16.00
		15	0	15.41	15.63	15.32	16.00

Unless otherwise agreed in writing, this document is issued by the Company subject to its General Conditions of Service printed overleaf, available on request or accessible at http://www.sgs.com/en/Terms-and-Conditions.aspx and, for electronic format documents, subject to Terms and Conditions for Electronic Documents at http://www.sgs.com/en/Terms-and-Conditions/Terms-e-Document.aspx. Attention is drawn to the limitation of liability, indemnification and jurisdiction issues defined therein. Any holder of this document is advised that information contained hereon reflects the Company's findings at the time of its intervention only and within the limits of Client's instructions, if any. The Company's sole responsibility is to its Client and this document does not exonerate parties to a transaction from exercising all their rights and obligations under the transaction documents. This document cannot be reproduced except in full, without prior written approval of the Company. Any unauthorized alteration, forgery or falsification of the content or appearance of this document is unlawful and offenders may be prosecuted to the fullest extent of the law. Unless otherwise stated the results shown in this test report refer only to the sample(s) tested and such sample(s) are retained for 30 days only.
Attention: To check the authenticity of testing /inspection report & certificate, please contact us at telephone: (86-755) 8307 1443, or email: CN.Doccheck@sgs.com
SGS-CSTC Standards Technical Services Co.,Ltd. Shenzhen Branch Testing Center-EEC Laboratory.
No.1 Workshop, M-10, Middle Section, Science & Technology Park, Shenzhen, China 518057 t (86-755) 26012053 f (86-755) 26710594 www.sgsgroup.com.cn
中国·深圳·科技园中区M-10栋一号厂房 邮编: 518057 t (86-755) 26012053 f (86-755) 26710594 sgs.china@sgs.com
Member of the SGS Group (SGS SA)

Bandwidth	Modulation	RB size	RB offset	Channel 20425	Channel 20525	Channel 20625	Tune up
5MHz	QPSK	1	0	15.25	15.29	15.28	16.00
		1	13	15.38	15.31	15.54	16.00
		1	24	15.41	15.33	15.25	16.00
		12	0	15.36	15.40	15.52	16.00
		12	6	15.46	15.54	15.50	16.00
		12	13	15.45	15.35	15.36	16.00
		25	0	15.39	15.46	15.43	16.00
	16QAM	1	0	15.86	15.42	15.59	16.00
		1	13	15.46	15.59	15.60	16.00
		1	24	15.39	15.85	15.57	16.00
		12	0	15.32	15.42	15.36	16.00
		12	6	15.42	15.57	15.55	16.00
		12	13	15.50	15.42	15.37	16.00
		25	0	15.43	15.45	15.48	16.00
	64QAM	1	0	15.87	15.36	15.65	16.00
		1	13	15.55	15.47	15.52	16.00
		1	24	15.45	15.81	15.54	16.00
		12	0	15.24	15.36	15.34	16.00
		12	6	15.36	15.68	15.46	16.00
		12	13	15.45	15.47	15.44	16.00
		25	0	15.50	15.60	15.51	16.00
Bandwidth	Modulation	RB size	RB offset	Channel 20450	Channel 20525	Channel 20600	Tune up
10MHz	QPSK	1	0	15.29	15.37	15.37	16.00
		1	25	15.54	15.41	15.46	16.00
		1	49	15.52	15.46	**15.56**	16.00
		25	0	15.41	**15.55**	15.55	16.00
		25	13	15.44	15.45	15.44	16.00
		25	25	15.36	15.41	15.43	16.00
		50	0	15.38	15.52	15.50	16.00
	16QAM	1	0	15.71	15.74	15.87	16.00
		1	25	15.53	15.47	15.88	16.00
		1	49	15.51	15.32	15.89	16.00
		25	0	15.47	15.54	15.65	16.00
		25	13	15.47	15.45	15.49	16.00
		25	25	15.48	15.44	15.37	16.00
		50	0	15.51	15.41	15.50	16.00
	16QAM	1	0	15.67	15.72	15.81	16.00
		1	25	15.43	15.55	15.80	16.00
		1	49	15.43	15.42	15.83	16.00
		25	0	15.45	15.43	15.57	16.00
		25	13	15.51	15.37	15.51	16.00
		25	25	15.49	15.54	15.28	16.00
		50	0	15.57	15.38	15.50	16.00

Unless otherwise agreed in writing, this document is issued by the Company subject to its General Conditions of Service printed overleaf, available on request or accessible at http://www.sgs.com/en/Terms-and-Conditions.aspx and, for electronic format documents, subject to Terms and Conditions for Electronic Documents at http://www.sgs.com/en/Terms-and-Conditions/Terms-e-Document.aspx. Attention is drawn to the limitation of liability, indemnification and jurisdiction issues defined therein. Any holder of this document is advised that information contained hereon reflects the Company's findings at the time of its intervention only and within the limits of Client's instructions, if any. The Company's sole responsibility is to its Client and this document does not exonerate parties to a transaction from exercising all their rights and obligations under the transaction documents. This document cannot be reproduced except in full, without prior written approval of the Company. Any unauthorized alteration, forgery or falsification of the content or appearance of this document is unlawful and offenders may be prosecuted to the fullest extent of the law. Unless otherwise stated the results shown in this test report refer only to the sample(s) tested and such sample(s) are retained for 30 days only.
Attention: To check the authenticity of testing /inspection report & certificate, please contact us at telephone: (86-755) 8307 1443, or email: CN.Doccheck@sgs.com
SGS-CSTC Standards Technical Services Co.,Ltd. Shenzhen Branch Testing Center-EEC Laboratory.
No.1 Workshop, M-10, Middle Section, Science & Technology Park, Shenzhen, China 518057 t (86-755) 26012053 f (86-755) 26710594 www.sgsgroup.com.cn
中国·深圳·科技园中区M-10栋一号厂房 邮编: 518057 t (86-755) 26012053 f (86-755) 26710594 sgs.china@sgs.com
Member of the SGS Group (SGS SA)

LTE Band 7 Sensor off				Conducted Power(dBm)			
Bandwidth	Modulation	RB size	RB offset	Channel 20775	Channel 21100	Channel 21425	Tune up
5MHz	QPSK	1	0	22.57	22.77	22.53	23.50
		1	13	22.74	22.84	22.57	23.50
		1	24	22.56	22.64	22.44	23.50
		12	0	21.64	21.84	21.62	22.50
		12	6	21.74	21.91	21.68	22.50
		12	13	21.76	21.84	21.64	22.50
		25	0	21.68	21.76	21.75	22.50
	16QAM	1	0	21.93	22.34	21.69	22.50
		1	13	21.70	21.99	21.76	22.50
		1	24	21.84	21.74	22.25	22.50
		12	0	20.78	20.74	20.67	21.50
		12	6	20.85	20.78	20.68	21.50
		12	13	20.76	20.82	20.67	21.50
		25	0	20.71	20.72	20.76	21.50
	64QAM	1	0	20.79	20.63	20.58	21.50
		1	13	20.69	20.63	20.66	21.50
		1	24	20.74	20.97	20.61	21.50
		12	0	19.78	19.83	19.65	20.50
		12	6	19.84	19.77	19.67	20.50
		12	13	19.78	19.85	19.68	20.50
		25	0	19.68	19.74	19.76	20.50
Bandwidth	Modulation	RB size	RB offset	Channel 20800	Channel 21100	Channel 21400	Tune up
10MHz	QPSK	1	0	22.69	22.92	22.84	23.50
		1	25	22.95	22.80	22.63	23.50
		1	49	22.89	22.78	22.74	23.50
		25	0	21.75	21.75	21.75	22.50
		25	13	21.72	21.82	21.66	22.50
		25	25	21.80	21.77	21.72	22.50
		50	0	21.74	21.82	21.74	22.50
	16QAM	1	0	21.74	22.03	21.92	22.50
		1	25	22.45	21.95	22.05	22.50
		1	49	22.23	21.94	22.00	22.50
		25	0	20.64	20.83	20.75	21.50
		25	13	20.77	20.81	20.76	21.50
		25	25	20.72	20.87	20.80	21.50
		50	0	20.82	20.81	20.77	21.50
	64QAM	1	0	20.49	20.84	20.84	21.50
		1	25	20.73	20.89	20.89	21.50
		1	49	20.59	20.88	20.95	21.50
		25	0	19.65	19.85	19.73	20.50
		25	13	19.73	19.82	19.74	20.50
		25	25	19.75	19.94	19.79	20.50
		50	0	19.81	19.91	19.79	20.50

Unless otherwise agreed in writing, this document is issued by the Company subject to its General Conditions of Service printed overleaf, available on request or accessible at http://www.sgs.com/en/Terms-and-Conditions.aspx and, for electronic format documents, subject to Terms and Conditions for Electronic Documents at http://www.sgs.com/en/Terms-and-Conditions/Terms-e-Document.aspx. Attention is drawn to the limitation of liability, indemnification and jurisdiction issues defined therein. Any holder of this document is advised that information contained hereon reflects the Company's findings at the time of its intervention only and within the limits of Client's instructions, if any. The Company's sole responsibility is to its Client and this document does not exonerate parties to a transaction from exercising all their rights and obligations under the transaction documents. This document cannot be reproduced except in full, without prior written approval of the Company. Any unauthorized alteration, forgery or falsification of the content or appearance of this document is unlawful and offenders may be prosecuted to the fullest extent of the law. Unless otherwise stated the results shown in this test report refer only to the sample(s) tested and such sample(s) are retained for 30 days only.
Attention: To check the authenticity of testing /inspection report & certificate, please contact us at telephone: (86-755) 8307 1443, or email: CN.Doccheck@sgs.com
SGS-CSTC Standards Technical Services Co., Ltd. Shenzhen Branch Testing Center-EEC Laboratory.
No.1 Workshop, M-10, Middle Section, Science & Technology Park, Shenzhen, China 518057 t (86-755) 26012053 f (86-755) 26710594 www.sgsgroup.com.cn
中国·深圳·科技园中区M-10栋一号厂房 邮编: 518057 t (86-755) 26012053 f (86-755) 26710594 sgs.china@sgs.com
Member of the SGS Group (SGS SA)

Bandwidth	Modulation	RB size	RB offset	Channel 20825	Channel 21100	Channel 21375	Tune up
15MHz	QPSK	1	0	22.71	22.79	22.69	23.50
		1	38	22.84	22.82	22.68	23.50
		1	74	22.77	22.69	22.68	23.50
		36	0	21.72	21.87	21.87	22.50
		36	18	21.72	21.83	21.76	22.50
		36	39	21.88	21.84	21.81	22.50
		75	0	21.69	21.85	21.72	22.50
	16QAM	1	0	22.04	22.02	21.81	22.50
		1	38	21.86	22.21	21.93	22.50
		1	74	22.34	22.21	21.93	22.50
		36	0	20.65	20.86	20.76	21.50
		36	18	20.70	20.76	20.81	21.50
		36	39	20.79	20.74	20.74	21.50
		75	0	20.76	20.77	20.73	21.50
	64QAM	1	0	20.67	21.04	20.91	21.50
		1	38	20.59	20.79	20.75	21.50
		1	74	20.87	20.59	20.75	21.50
		36	0	19.64	19.93	19.78	20.50
		36	18	19.65	19.76	19.82	20.50
		36	39	19.75	19.81	19.72	20.50
		75	0	19.71	19.75	19.72	20.50
Bandwidth	Modulation	RB size	RB offset	Channel 20850	Channel 21100	Channel 21350	Tune up
20MHz	QPSK	1	0	22.38	22.46	22.45	23.50
		1	50	23.08	**23.08**	22.73	23.50
		1	99	22.51	22.34	22.26	23.50
		50	0	21.70	21.73	21.74	22.50
		50	25	21.73	**21.89**	21.79	22.50
		50	50	21.86	21.69	21.65	22.50
		100	0	21.83	21.75	21.80	22.50
	16QAM	1	0	22.29	21.98	21.63	22.50
		1	50	22.49	22.26	22.06	22.50
		1	99	21.92	21.40	22.17	22.50
		50	0	20.73	20.84	20.86	21.50
		50	25	20.86	20.81	20.83	21.50
		50	50	20.94	20.75	20.76	21.50
		100	0	20.79	20.81	20.81	21.50
	64QAM	1	0	20.57	20.97	20.84	21.50
		1	50	20.76	20.68	20.95	21.50
		1	99	20.99	20.82	20.65	21.50
		50	0	19.78	19.87	19.87	20.50
		50	25	19.85	19.87	19.85	20.50
		50	50	19.92	19.79	19.76	20.50
		100	0	19.82	19.83	19.81	20.50

Unless otherwise agreed in writing, this document is issued by the Company subject to its General Conditions of Service printed overleaf, available on request or accessible at http://www.sgs.com/en/Terms-and-Conditions.aspx and, for electronic format documents, subject to Terms and Conditions for Electronic Documents at http://www.sgs.com/en/Terms-and-Conditions/Terms-e-Document.aspx. Attention is drawn to the limitation of liability, indemnification and jurisdiction issues defined therein. Any holder of this document is advised that information contained hereon reflects the Company's findings at the time of its intervention only and within the limits of Client's instructions, if any. The Company's sole responsibility is to its Client and this document does not exonerate parties to a transaction from exercising all their rights and obligations under the transaction documents. This document cannot be reproduced except in full, without prior written approval of the Company. Any unauthorized alteration, forgery or falsification of the content or appearance of this document is unlawful and offenders may be prosecuted to the fullest extent of the law. Unless otherwise stated the results shown in this test report refer only to the sample(s) tested and such sample(s) are retained for 30 days only.
Attention: To check the authenticity of testing /inspection report & certificate, please contact us at telephone: (86-755) 8307 1443, or email: CN.Doccheck@sgs.com
SGS-CSTC Standards Technical Services Co.,Ltd. Shenzhen Branch Testing Center-EEC Laboratory.
No.1 Workshop, M-10, Middle Section, Science & Technology Park, Shenzhen, China 518057 t (86-755) 26012053 f (86-755) 26710594 www.sgsgroup.com.cn
中国·深圳·科技园中区M-10栋一号厂房 邮编: 518057 t (86-755) 26012053 f (86-755) 26710594 sgs.china@sgs.com
Member of the SGS Group (SGS SA)

LTE Band 7 Sensor on				Conducted Power(dBm)			
Bandwidth	Modulation	RB size	RB offset	Channel 20775	Channel 21100	Channel 21425	Tune up
5MHz	QPSK	1	0	12.93	13.10	13.08	14.00
		1	13	13.18	13.15	13.06	14.00
		1	24	12.89	13.04	13.03	14.00
		12	0	13.10	13.12	13.05	14.00
		12	6	13.12	13.35	13.19	14.00
		12	13	13.04	13.16	13.16	14.00
		25	0	13.07	13.12	13.10	14.00
	16QAM	1	0	12.85	13.21	13.78	14.00
		1	13	13.63	13.39	13.66	14.00
		1	24	13.16	13.49	13.20	14.00
		12	0	13.03	13.16	13.18	14.00
		12	6	13.16	13.33	13.13	14.00
		12	13	13.05	13.14	13.11	14.00
		25	0	13.04	13.18	13.00	14.00
	64QAM	1	0	12.78	13.25	13.72	14.00
		1	13	13.54	13.35	13.74	14.00
		1	24	13.09	13.57	13.12	14.00
		12	0	13.09	13.28	13.25	14.00
		12	6	13.20	13.31	13.18	14.00
		12	13	13.05	13.12	13.05	14.00
		25	0	13.06	13.05	12.94	14.00
Bandwidth	Modulation	RB size	RB offset	Channel 20800	Channel 21100	Channel 21400	Tune up
10MHz	QPSK	1	0	12.99	13.21	13.15	14.00
		1	25	13.18	13.35	13.14	14.00
		1	49	13.21	13.17	13.09	14.00
		25	0	13.03	13.17	13.14	14.00
		25	13	13.04	13.25	13.18	14.00
		25	25	13.04	13.26	13.03	14.00
		50	0	13.06	13.22	13.09	14.00
	16QAM	1	0	13.53	13.13	13.68	14.00
		1	25	13.79	13.33	13.54	14.00
		1	49	13.38	13.40	13.74	14.00
		25	0	13.17	13.21	13.16	14.00
		25	13	13.27	13.26	13.16	14.00
		25	25	13.13	13.16	13.16	14.00
		50	0	13.15	13.24	13.04	14.00
	64QAM	1	0	13.60	13.27	13.69	14.00
		1	25	13.77	13.18	13.62	14.00
		1	49	13.46	13.26	13.67	14.00
		25	0	13.23	13.12	13.15	14.00
		25	13	13.33	13.32	13.19	14.00
		25	25	13.12	13.22	13.16	14.00
		50	0	13.13	13.34	12.97	14.00

Unless otherwise agreed in writing, this document is issued by the Company subject to its General Conditions of Service printed overleaf, available on request or accessible at http://www.sgs.com/en/Terms-and-Conditions.aspx and, for electronic format documents, subject to Terms and Conditions for Electronic Documents at http://www.sgs.com/en/Terms-and-Conditions/Terms-e-Document.aspx. Attention is drawn to the limitation of liability, indemnification and jurisdiction issues defined therein. Any holder of this document is advised that information contained hereon reflects the Company's findings at the time of its intervention only and within the limits of Client's instructions, if any. The Company's sole responsibility is to its Client and this document does not exonerate parties to a transaction from exercising all their rights and obligations under the transaction documents. This document cannot be reproduced except in full, without prior written approval of the Company. Any unauthorized alteration, forgery or falsification of the content or appearance of this document is unlawful and offenders may be prosecuted to the fullest extent of the law. Unless otherwise stated the results shown in this test report refer only to the sample(s) tested and such sample(s) are retained for 30 days only.
Attention: To check the authenticity of testing /inspection report & certificate, please contact us at telephone: (86-755) 8307 1443, or email: CN.Doccheck@sgs.com
SGS-CSTC Standards Technical Services Co.,Ltd. Shenzhen Branch Testing Center-EEC Laboratory.
No.1 Workshop, M-10, Middle Section, Science & Technology Park, Shenzhen, China 518057 t (86-755) 26012053 f (86-755) 26710594 www.sgsgroup.com.cn
中国·深圳·科技园中区M-10栋一号厂房 邮编: 518057 t (86-755) 26012053 f (86-755) 26710594 sgs.china@sgs.com
Member of the SGS Group (SGS SA)

Bandwidth	Modulation	RB size	RB offset	Channel 20825	Channel 21100	Channel 21375	Tune up
15MHz	QPSK	1	0	13.02	13.30	13.03	14.00
		1	38	13.15	13.30	13.05	14.00
		1	74	13.18	12.98	13.04	14.00
		36	0	13.15	13.21	13.22	14.00
		36	18	13.16	13.34	13.10	14.00
		36	39	13.16	13.17	13.23	14.00
		75	0	13.17	13.19	13.17	14.00
	16QAM	1	0	12.91	13.47	13.19	14.00
		1	38	13.80	13.55	13.33	14.00
		1	74	13.77	13.40	13.30	14.00
		36	0	13.15	13.30	13.25	14.00
		36	18	13.13	13.26	13.12	14.00
		36	39	13.23	13.18	13.08	14.00
		75	0	13.21	13.30	13.13	14.00
	64QAM	1	0	13.22	13.47	13.27	14.00
		1	38	13.80	13.40	13.29	14.00
		1	74	13.77	13.46	13.30	14.00
		36	0	13.21	13.26	13.20	14.00
		36	18	13.09	13.23	13.03	14.00
		36	39	13.23	13.17	13.08	14.00
		75	0	13.19	13.17	13.16	14.00
Bandwidth	Modulation	RB size	RB offset	Channel 20850	Channel 21100	Channel 21350	Tune up
20MHz	QPSK	1	0	13.02	13.04	13.01	14.00
		1	50	**13.15**	**13.08**	**13.16**	14.00
		1	99	12.95	12.89	12.78	14.00
		50	0	13.17	13.20	13.27	14.00
		50	25	13.25	13.26	13.21	14.00
		50	50	**13.35**	13.27	13.22	14.00
		100	0	**13.33**	13.24	13.27	14.00
	16QAM	1	0	12.99	13.31	13.64	14.00
		1	50	13.81	13.80	13.51	14.00
		1	99	13.26	13.19	13.18	14.00
		50	0	13.20	13.29	13.28	14.00
		50	25	13.22	13.29	13.23	14.00
		50	50	13.38	13.25	13.25	14.00
		100	0	13.29	13.36	13.33	14.00
	64QAM	1	0	12.98	13.23	13.57	14.00
		1	50	13.78	13.72	13.57	14.00
		1	99	13.26	13.26	13.24	14.00
		50	0	13.11	13.28	13.33	14.00
		50	25	13.30	13.25	13.16	14.00
		50	50	13.29	13.14	13.31	14.00
		100	0	13.32	13.46	13.35	14.00

Unless otherwise agreed in writing, this document is issued by the Company subject to its General Conditions of Service printed overleaf, available on request or accessible at http://www.sgs.com/en/Terms-and-Conditions.aspx and, for electronic format documents, subject to Terms and Conditions for Electronic Documents at http://www.sgs.com/en/Terms-and-Conditions/Terms-e-Document.aspx. Attention is drawn to the limitation of liability, indemnification and jurisdiction issues defined therein. Any holder of this document is advised that information contained hereon reflects the Company's findings at the time of its intervention only and within the limits of Client's instructions, if any. The Company's sole responsibility is to its Client and this document does not exonerate parties to a transaction from exercising all their rights and obligations under the transaction documents. This document cannot be reproduced except in full, without prior written approval of the Company. Any unauthorized alteration, forgery or falsification of the content or appearance of this document is unlawful and offenders may be prosecuted to the fullest extent of the law. Unless otherwise stated the results shown in this test report refer only to the sample(s) tested and such sample(s) are retained for 30 days only.
Attention: To check the authenticity of testing /inspection report & certificate, please contact us at telephone: (86-755) 8307 1443, or email: CN.Doccheck@sgs.com
SGS-CSTC Standards Technical Services Co.,Ltd. Shenzhen Branch Testing Center-EEC Laboratory.
No.1 Workshop, M-10, Middle Section, Science & Technology Park, Shenzhen, China 518057 t (86-755) 26012053 f (86-755) 26710594 www.sgsgroup.com.cn
中国·深圳·科技园中区M-10栋一号厂房 邮编: 518057 t (86-755) 26012053 f (86-755) 26710594 sgs.china@sgs.com
Member of the SGS Group (SGS SA)

LTE Band 38 Sensor off				Conducted Power(dBm)			
Bandwidth	Modulation	RB size	RB offset	Channel 37775	Channel 38000	Channel 38225	Tune up
5MHz	QPSK	1	0	22.41	22.39	22.43	23.50
		1	13	22.50	22.48	22.51	23.50
		1	24	22.36	22.39	22.47	23.50
		12	0	21.60	21.51	21.53	22.50
		12	6	21.51	21.51	21.60	22.50
		12	13	21.46	21.49	21.57	22.50
		25	0	21.52	21.46	21.53	22.50
	16QAM	1	0	21.55	21.51	21.55	22.50
		1	13	21.54	21.58	21.56	22.50
		1	24	21.42	21.50	21.61	22.50
		12	0	20.37	20.43	20.46	21.50
		12	6	20.43	20.39	20.59	21.50
		12	13	20.36	20.38	20.53	21.50
		25	0	20.48	20.49	20.55	21.50
	64QAM	1	0	20.38	20.40	20.47	21.50
		1	13	20.30	20.37	20.57	21.50
		1	24	20.36	20.50	20.51	21.50
		12	0	19.39	19.52	19.46	20.50
		12	6	19.42	19.44	19.59	20.50
		12	13	19.32	19.45	19.52	20.50
		25	0	19.52	19.56	19.57	20.50
Bandwidth	Modulation	RB size	RB offset	Channel 37800	Channel 38000	Channel 38200	Tune up
10MHz	QPSK	1	0	22.58	22.50	22.66	23.50
		1	25	22.39	22.42	22.45	23.50
		1	49	22.48	22.53	22.54	23.50
		25	0	21.55	21.61	21.61	22.50
		25	13	21.56	21.54	21.59	22.50
		25	25	21.50	21.56	21.68	22.50
		50	0	21.54	21.52	21.67	22.50
	16QAM	1	0	21.60	21.66	21.69	22.50
		1	25	21.45	21.50	21.53	22.50
		1	49	21.58	21.64	21.64	22.50
		25	0	20.52	20.53	20.68	21.50
		25	13	20.54	20.53	20.55	21.50
		25	25	20.48	20.53	20.72	21.50
		50	0	20.59	20.57	20.61	21.50
	64QAM	1	0	20.33	20.37	20.83	21.50
		1	25	20.41	20.51	20.63	21.50
		1	49	20.38	20.66	20.59	21.50
		25	0	19.47	19.61	19.66	20.50
		25	13	19.55	19.52	19.55	20.50
		25	25	19.49	19.52	19.70	20.50
		50	0	19.56	19.58	19.61	20.50

Unless otherwise agreed in writing, this document is issued by the Company subject to its General Conditions of Service printed overleaf, available on request or accessible at http://www.sgs.com/en/Terms-and-Conditions.aspx and, for electronic format documents, subject to Terms and Conditions for Electronic Documents at http://www.sgs.com/en/Terms-and-Conditions/Terms-e-Document.aspx. Attention is drawn to the limitation of liability, indemnification and jurisdiction issues defined therein. Any holder of this document is advised that information contained hereon reflects the Company's findings at the time of its intervention only and within the limits of Client's instructions, if any. The Company's sole responsibility is to its Client and this document does not exonerate parties to a transaction from exercising all their rights and obligations under the transaction documents. This document cannot be reproduced except in full, without prior written approval of the Company. Any unauthorized alteration, forgery or falsification of the content or appearance of this document is unlawful and offenders may be prosecuted to the fullest extent of the law. Unless otherwise stated the results shown in this test report refer only to the sample(s) tested and such sample(s) are retained for 30 days only.
Attention: To check the authenticity of testing /inspection report & certificate, please contact us at telephone: (86-755) 8307 1443, or email: CN.Doccheck@sgs.com
SGS-CSTC Standards Technical Services Co.,Ltd. Shenzhen Branch Testing Center-EEC Laboratory.
No.1 Workshop, M-10, Middle Section, Science & Technology Park, Shenzhen, China 518057 t (86-755) 26012053 f (86-755) 26710594 www.sgsgroup.com.cn
中国·深圳·科技园中区M-10栋一号厂房 邮编: 518057 t (86-755) 26012053 f (86-755) 26710594 sgs.china@sgs.com
Member of the SGS Group (SGS SA)

Bandwidth	Modulation	RB size	RB offset	Channel 37825	Channel 38000	Channel 38175	Tune up
15MHz	QPSK	1	0	22.43	22.46	22.51	23.50
		1	38	22.51	22.49	22.61	23.50
		1	74	22.35	22.39	22.32	23.50
		36	0	21.52	21.58	21.59	22.50
		36	18	21.54	21.52	21.63	22.50
		36	39	21.49	21.50	21.61	22.50
		75	0	21.40	21.56	21.56	22.50
	16QAM	1	0	21.51	21.48	21.63	22.50
		1	38	21.63	21.54	21.65	22.50
		1	74	21.39	21.44	21.44	22.50
		36	0	20.51	20.51	20.54	21.50
		36	18	20.47	20.50	20.64	21.50
		36	39	20.44	20.43	20.52	21.50
		75	0	20.51	20.51	20.55	21.50
	64QAM	1	0	20.37	20.64	20.53	21.50
		1	38	20.43	20.48	20.53	21.50
		1	74	20.49	20.33	20.44	21.50
		36	0	19.47	19.59	19.55	20.50
		36	18	19.51	19.60	19.66	20.50
		36	39	19.45	19.52	19.51	20.50
		75	0	19.53	19.55	19.56	20.50
Bandwidth	Modulation	RB size	RB offset	Channel 37850	Channel 38000	Channel 38150	Tune up
20MHz	QPSK	1	0	22.29	22.29	22.26	23.50
		1	50	22.55	22.53	**22.71**	23.50
		1	99	22.16	22.17	22.23	23.50
		50	0	21.51	21.52	**21.57**	22.50
		50	25	21.46	21.50	21.55	22.50
		50	50	21.41	21.44	21.54	22.50
		100	0	21.47	21.55	21.60	22.50
	16QAM	1	0	21.33	21.45	21.43	22.50
		1	50	21.62	21.65	21.80	22.50
		1	99	21.16	21.30	21.30	22.50
		50	0	20.55	20.56	20.57	21.50
		50	25	20.46	20.57	20.66	21.50
		50	50	20.44	20.45	20.61	21.50
		100	0	20.48	20.51	20.60	21.50
	64QAM	1	0	20.42	20.53	20.65	21.50
		1	50	20.45	20.66	20.80	21.50
		1	99	20.35	20.33	20.60	21.50
		50	0	19.58	19.61	19.59	20.50
		50	25	19.45	19.65	19.68	20.50
		50	50	19.41	19.43	19.61	20.50
		100	0	19.44	19.51	19.58	20.50

Unless otherwise agreed in writing, this document is issued by the Company subject to its General Conditions of Service printed overleaf, available on request or accessible at http://www.sgs.com/en/Terms-and-Conditions.aspx and, for electronic format documents, subject to Terms and Conditions for Electronic Documents at http://www.sgs.com/en/Terms-and-Conditions/Terms-e-Document.aspx. Attention is drawn to the limitation of liability, indemnification and jurisdiction issues defined therein. Any holder of this document is advised that information contained hereon reflects the Company's findings at the time of its intervention only and within the limits of Client's instructions, if any. The Company's sole responsibility is to its Client and this document does not exonerate parties to a transaction from exercising all their rights and obligations under the transaction documents. This document cannot be reproduced except in full, without prior written approval of the Company. Any unauthorized alteration, forgery or falsification of the content or appearance of this document is unlawful and offenders may be prosecuted to the fullest extent of the law. Unless otherwise stated the results shown in this test report refer only to the sample(s) tested and such sample(s) are retained for 30 days only.
Attention: To check the authenticity of testing /inspection report & certificate, please contact us at telephone: (86-755) 8307 1443, or email: CN.Doccheck@sgs.com
SGS-CSTC Standards Technical Services Co.,Ltd. Shenzhen Branch Testing Center-EEC Laboratory.
No.1 Workshop, M-10, Middle Section, Science & Technology Park, Shenzhen, China 518057 t (86-755) 26012053 f (86-755) 26710594 www.sgsgroup.com.cn
中国·深圳·科技园中区M-10栋一号厂房 邮编: 518057 t (86-755) 26012053 f (86-755) 26710594 sgs.china@sgs.com
Member of the SGS Group (SGS SA)

LTE Band 38 Sensor on				Conducted Power(dBm)			
Bandwidth	Modulation	RB size	RB offset	Channel 37775	Channel 38000	Channel 38225	Tune up
5MHz	QPSK	1	0	14.26	14.36	14.42	15.50
		1	13	14.32	14.46	14.45	15.50
		1	24	14.26	14.30	14.39	15.50
		12	0	14.42	14.36	14.42	15.50
		12	6	14.45	14.52	14.66	15.50
		12	13	14.35	14.40	14.56	15.50
		25	0	14.45	14.44	14.54	15.50
	16QAM	1	0	14.77	14.74	14.84	15.50
		1	13	14.77	14.81	14.84	15.50
		1	24	14.75	14.79	14.70	15.50
		12	0	14.39	14.52	14.56	15.50
		12	6	14.55	14.52	14.66	15.50
		12	13	14.49	14.45	14.60	15.50
		25	0	14.51	14.60	14.61	15.50
	64QAM	1	0	14.85	14.64	14.76	15.50
		1	13	14.72	14.90	14.80	15.50
		1	24	14.76	14.68	14.75	15.50
		12	0	14.41	14.45	14.47	15.50
		12	6	14.58	14.52	14.71	15.50
		12	13	14.43	14.57	14.66	15.50
		25	0	14.43	14.67	14.52	15.50
Bandwidth	Modulation	RB size	RB offset	Channel 37800	Channel 38000	Channel 38200	Tune up
10MHz	QPSK	1	0	14.46	14.50	14.46	15.50
		1	25	14.48	14.48	14.48	15.50
		1	49	14.30	14.43	14.44	15.50
		25	0	14.53	14.58	14.50	15.50
		25	13	14.55	14.60	14.60	15.50
		25	25	14.50	14.53	14.57	15.50
		50	0	14.52	14.55	14.55	15.50
	16QAM	1	0	14.79	14.84	14.89	15.50
		1	25	14.85	14.85	14.88	15.50
		1	49	14.69	14.75	14.85	15.50
		25	0	14.61	14.62	14.69	15.50
		25	13	14.57	14.67	14.73	15.50
		25	25	14.53	14.60	14.70	15.50
		50	0	14.55	14.58	14.75	15.50
	64QAM	1	0	14.83	14.72	14.79	15.50
		1	25	14.80	14.78	14.80	15.50
		1	49	14.70	14.68	14.84	15.50
		25	0	14.53	14.70	14.65	15.50
		25	13	14.63	14.53	14.65	15.50
		25	25	14.48	14.73	14.69	15.50
		50	0	14.57	14.57	14.67	15.50

Unless otherwise agreed in writing, this document is issued by the Company subject to its General Conditions of Service printed overleaf, available on request or accessible at http://www.sgs.com/en/Terms-and-Conditions.aspx and, for electronic format documents, subject to Terms and Conditions for Electronic Documents at http://www.sgs.com/en/Terms-and-Conditions/Terms-e-Document.aspx. Attention is drawn to the limitation of liability, indemnification and jurisdiction issues defined therein. Any holder of this document is advised that information contained hereon reflects the Company's findings at the time of its intervention only and within the limits of Client's instructions, if any. The Company's sole responsibility is to its Client and this document does not exonerate parties to a transaction from exercising all their rights and obligations under the transaction documents. This document cannot be reproduced except in full, without prior written approval of the Company. Any unauthorized alteration, forgery or falsification of the content or appearance of this document is unlawful and offenders may be prosecuted to the fullest extent of the law. Unless otherwise stated the results shown in this test report refer only to the sample(s) tested and such sample(s) are retained for 30 days only.
Attention: To check the authenticity of testing /inspection report & certificate, please contact us at telephone: (86-755) 8307 1443, or email: CN.Doccheck@sgs.com
SGS-CSTC Standards Technical Services Co.,Ltd. Shenzhen Branch Testing Center-EEC Laboratory.
No.1 Workshop, M-10, Middle Section, Science & Technology Park, Shenzhen, China 518057 t (86-755) 26012053 f (86-755) 26710594 www.sgsgroup.com.cn
中国·深圳·科技园中区M-10栋一号厂房 邮编: 518057 t (86-755) 26012053 f (86-755) 26710594 sgs.china@sgs.com
Member of the SGS Group (SGS SA)

Bandwidth	Modulation	RB size	RB offset	Channel 37825	Channel 38000	Channel 38175	Tune up
15MHz	QPSK	1	0	14.40	14.42	14.57	15.50
		1	38	14.47	14.56	14.60	15.50
		1	74	14.30	14.46	14.48	15.50
		36	0	14.48	14.47	14.57	15.50
		36	18	14.42	14.47	14.53	15.50
		36	39	14.47	14.51	14.57	15.50
		75	0	14.43	14.47	14.51	15.50
	16QAM	1	0	14.74	14.72	14.72	15.50
		1	38	14.76	14.77	14.90	15.50
		1	74	14.68	14.76	14.66	15.50
		36	0	14.41	14.46	14.49	15.50
		36	18	14.42	14.46	14.60	15.50
		36	39	14.37	14.49	14.61	15.50
		75	0	14.47	14.53	14.66	15.50
	64QAM	1	0	14.76	14.79	14.68	15.50
		1	38	14.84	14.89	14.88	15.50
		1	74	14.70	14.61	14.64	15.50
		36	0	14.38	14.44	14.40	15.50
		36	18	14.44	14.57	14.64	15.50
		36	39	14.30	14.54	14.63	15.50
		75	0	14.37	14.45	14.63	15.50
Bandwidth	Modulation	RB size	RB offset	Channel 37850	Channel 38000	Channel 38150	Tune up
20MHz	QPSK	1	0	14.07	14.18	14.15	15.50
		1	50	**14.39**	**14.42**	**14.56**	15.50
		1	99	14.00	14.03	14.09	15.50
		50	0	**14.44**	14.49	**14.54**	15.50
		50	25	14.43	**14.56**	14.53	15.50
		50	50	14.35	14.47	14.51	15.50
		100	0	14.35	14.47	**14.53**	15.50
	16QAM	1	0	14.52	14.60	14.54	15.50
		1	50	14.87	14.85	14.91	15.50
		1	99	14.46	14.61	14.54	15.50
		50	0	14.53	14.65	14.67	15.50
		50	25	14.51	14.56	14.64	15.50
		50	50	14.44	14.54	14.66	15.50
		100	0	14.44	14.60	14.63	15.50
	64QAM	1	0	14.60	14.66	14.49	15.50
		1	50	14.87	14.88	14.89	15.50
		1	99	14.53	14.64	14.60	15.50
		50	0	14.61	14.67	14.62	15.50
		50	25	14.52	14.50	14.60	15.50
		50	50	14.34	14.41	14.60	15.50
		100	0	14.44	14.70	14.59	15.50

Table 12：Conducted Power of LTE.

Unless otherwise agreed in writing, this document is issued by the Company subject to its General Conditions of Service printed overleaf, available on request or accessible at http://www.sgs.com/en/Terms-and-Conditions.aspx and, for electronic format documents, subject to Terms and Conditions for Electronic Documents at http://www.sgs.com/en/Terms-and-Conditions/Terms-e-Document.aspx. Attention is drawn to the limitation of liability, indemnification and jurisdiction issues defined therein. Any holder of this document is advised that information contained hereon reflects the Company's findings at the time of its intervention only and within the limits of Client's instructions, if any. The Company's sole responsibility is to its Client and this document does not exonerate parties to a transaction from exercising all their rights and obligations under the transaction documents. This document cannot be reproduced except in full, without prior written approval of the Company. Any unauthorized alteration, forgery or falsification of the content or appearance of this document is unlawful and offenders may be prosecuted to the fullest extent of the law. Unless otherwise stated the results shown in this test report refer only to the sample(s) tested and such sample(s) are retained for 30 days only.
Attention: To check the authenticity of testing /inspection report & certificate, please contact us at telephone: (86-755) 8307 1443, or email: CN.Doccheck@sgs.com
SGS-CSTC Standards Technical Services Co.,Ltd. Shenzhen Branch Testing Center-EEC Laboratory.
No.1 Workshop, M-10, Middle Section, Science & Technology Park, Shenzhen, China 518057 t (86-755) 26012053 f (86-755) 26710594 www.sgsgroup.com.cn
中国·深圳·科技园中区M-10栋一号厂房 邮编: 518057 t (86-755) 26012053 f (86-755) 26710594 sgs.china@sgs.com
Member of the SGS Group (SGS SA)

5.2.4 Conducted Power of WIFI and BT

Wi-Fi 2.4G Sensor off						
Mode	Channel	Frequency (MHz)	Data Rate (Mbps)	Tune up	Average Power (dBm)	SAR Test
802.11b	1	2412	1	18.00	17.19	No
	6	2437		18.00	**17.41**	Yes
	11	2462		18.00	17.08	No
802.11g	1	2412	6	16.50	15.95	No
	6	2437		16.50	16.04	No
	11	2462		16.50	15.77	No
802.11n 20M	1	2412	6.5	13.50	12.99	No
	2	2417		16.50	15.93	No
	6	2437		16.50	16.12	No
	10	2457		16.50	15.75	No
	11	2462		13.50	12.79	No
Wi-Fi 2.4G Sensor on						
Mode	Channel	Frequency (MHz)	Data Rate (Mbps)	Tune up	Average Power (dBm)	SAR Test
802.11b	1	2412	1	14.00	**13.23**	Yes
	6	2437		14.00	**13.54**	Yes
	11	2462		14.00	**13.23**	Yes
802.11g	1	2412	6	12.50	12.14	No
	6	2437		12.50	12.25	No
	11	2462		12.50	12.01	No
802.11n 20M	1	2412	6.54	12.50	12.02	No
	6	2437		12.50	12.17	No
	11	2462		12.50	11.85	No

Unless otherwise agreed in writing, this document is issued by the Company subject to its General Conditions of Service printed overleaf, available on request or accessible at http://www.sgs.com/en/Terms-and-Conditions.aspx and, for electronic format documents, subject to Terms and Conditions for Electronic Documents at http://www.sgs.com/en/Terms-and-Conditions/Terms-e-Document.aspx. Attention is drawn to the limitation of liability, indemnification and jurisdiction issues defined therein. Any holder of this document is advised that information contained hereon reflects the Company's findings at the time of its intervention only and within the limits of Client's instructions, if any. The Company's sole responsibility is to its Client and this document does not exonerate parties to a transaction from exercising all their rights and obligations under the transaction documents. This document cannot be reproduced except in full, without prior written approval of the Company. Any unauthorized alteration, forgery or falsification of the content or appearance of this document is unlawful and offenders may be prosecuted to the fullest extent of the law. Unless otherwise stated the results shown in this test report refer only to the sample(s) tested and such sample(s) are retained for 30 days only.
Attention: To check the authenticity of testing /inspection report & certificate, please contact us at telephone: (86-755) 8307 1443, or email: CN.Doccheck@sgs.com
SGS-CSTC Standards Technical Services Co.,Ltd. Shenzhen Branch Testing Center-EEC Laboratory.
No.1 Workshop, M-10, Middle Section, Science & Technology Park, Shenzhen, China 518057 t (86-755) 26012053 f (86-755) 26710594 www.sgsgroup.com.cn
中国·深圳·科技园中区M-10栋一号厂房 邮编: 518057 t (86-755) 26012053 f (86-755) 26710594 sgs.china@sgs.com
Member of the SGS Group (SGS SA)

Wi-Fi 5G Sensor off							
5GHz	mode	Channel	Frequency (MHz)	Data Rate (Mbps)	Tune up	Average Power (dBm)	SAR Test
802.11a	U-NII-1	36	5180	6	16.50	15.87	No
		40	5200		16.50	15.84	No
		44	5220		16.50	15.83	No
		48	5240		16.50	15.91	No
	U-NII-2A	52	5260		16.50	15.82	No
		56	5280		16.50	15.87	No
		60	5300		16.50	**16.02**	Yes
		64	5320		16.50	15.95	No
	U-NII-2C	100	5500		16.50	15.93	No
		104	5520		16.50	15.85	No
		108	5540		16.50	**15.96**	Yes
		112	5560		16.50	15.74	No
		116	5580		16.50	15.86	No
		120	5600		16.50	15.94	No
		124	5620		16.50	15.92	No
		128	5640		16.50	15.87	No
		132	5660		16.50	15.75	No
		136	5680		16.50	15.72	No
		140	5700		16.50	15.69	No
		144	5720		16.50	15.88	No
	U-NII-3	149	5745		16.50	**15.97**	Yes
		153	5765		16.50	15.87	No
		157	5785		16.50	15.82	No
		161	5805		16.50	15.77	No
		165	5825		16.50	15.95	No
5GHz	mode	Channel	Frequency (MHz)	Data Rate (Mbps)	Tune up	Average Power (dBm)	SAR Test
802.11n 20M	U-NII-1	36	5180	MCS0	16.50	15.84	No
		40	5200		16.50	15.83	No
		44	5220		16.50	15.86	No
		48	5240		16.50	15.73	No
	U-NII-2A	52	5260		16.50	15.91	No
		56	5280		16.50	15.90	No
		60	5300		16.50	15.93	No
		64	5320		16.50	15.99	No
	U-NII-2C	100	5500		16.50	15.78	No
		104	5520		16.50	15.83	No
		108	5540		16.50	15.82	No
		112	5560		16.50	15.80	No
		116	5580		16.50	15.72	No
		120	5600		16.50	15.78	No
		124	5620		16.50	15.73	No
		128	5640		16.50	15.76	No
		132	5660		16.50	15.62	No
		136	5680		16.50	15.65	No

Unless otherwise agreed in writing, this document is issued by the Company subject to its General Conditions of Service printed overleaf, available on request or accessible at http://www.sgs.com/en/Terms-and-Conditions.aspx and, for electronic format documents, subject to Terms and Conditions for Electronic Documents at http://www.sgs.com/en/Terms-and-Conditions/Terms-e-Document.aspx. Attention is drawn to the limitation of liability, indemnification and jurisdiction issues defined therein. Any holder of this document is advised that information contained hereon reflects the Company's findings at the time of its intervention only and within the limits of Client's instructions, if any. The Company's sole responsibility is to its Client and this document does not exonerate parties to a transaction from exercising all their rights and obligations under the transaction documents. This document cannot be reproduced except in full, without prior written approval of the Company. Any unauthorized alteration, forgery or falsification of the content or appearance of this document is unlawful and offenders may be prosecuted to the fullest extent of the law. Unless otherwise stated the results shown in this test report refer only to the sample(s) tested and such sample(s) are retained for 30 days only.
Attention: To check the authenticity of testing /inspection report & certificate, please contact us at telephone: (86-755) 8307 1443, or email: CN.Doccheck@sgs.com
SGS-CSTC Standards Technical Services Co.,Ltd. Shenzhen Branch Testing Center-EEC Laboratory.
No.1 Workshop, M-10, Middle Section, Science & Technology Park, Shenzhen, China 518057 t (86-755) 26012053 f (86-755) 26710594 www.sgsgroup.com.cn
中国·深圳·科技园中区M-10栋一号厂房 邮编: 518057 t (86-755) 26012053 f (86-755) 26710594 sgs.china@sgs.com
Member of the SGS Group (SGS SA)

		140	5700		16.50	15.68	No
		144	5720		16.50	15.71	No
	U-NII-3	149	5745		16.50	15.63	No
		153	5765		16.50	15.79	No
		157	5785		16.50	15.70	No
		161	5805		16.50	15.68	No
		165	5825		16.50	15.62	No
5GHz	mode	Channel	Frequency (MHz)	Data Rate (Mbps)	Tune up	Average Power (dBm)	SAR Test
802.11n 40M	U-NII-1	38	5190	MCS0	15.50	14.78	No
		46	5230		15.50	14.77	No
	U-NII-2A	54	5270		15.50	14.64	No
		62	5310		15.50	15.43	No
	U-NII-2C	102	5510		15.50	14.84	No
		110	5550		15.50	14.75	No
		118	5590		15.50	14.78	No
		126	5630		15.50	15.12	No
		134	5670		15.50	15.10	No
		142	5710		15.50	15.15	No
	U-NII-3	151	5755		15.50	15.26	No
		159	5795		15.50	14.59	No
5GHz	mode	Channel	Frequency (MHz)	Data Rate (Mbps)	Tune up	Average Power (dBm)	SAR Test
802.11ac 20M	U-NII-1	36	5180	MCS0	16.00	15.88	No
		40	5200		16.00	15.86	No
		44	5220		16.00	15.87	No
		48	5240		16.00	15.76	No
	U-NII-2A	52	5260		16.00	15.87	No
		56	5280		16.00	15.91	No
		60	5300		16.00	15.74	No
		64	5320		16.00	15.76	No
	U-NII-2C	100	5500		16.00	15.83	No
		104	5520		16.00	15.89	No
		108	5540		16.00	15.84	No
		112	5560		16.00	15.83	No
		116	5580		16.00	15.77	No
		120	5600		16.00	15.68	No
		124	5620		16.00	15.75	No
		128	5640		16.00	15.72	No
		132	5660		16.00	15.64	No
		136	5680		16.00	15.63	No
		140	5700		16.00	15.62	No
		144	5720		16.00	15.73	No
	U-NII-3	149	5745		16.00	15.83	No
		153	5765		16.00	15.77	No
		157	5785		16.00	15.72	No
		161	5805		16.00	15.65	No
		165	5825		16.00	15.61	No
5GHz	mode	Channel	Frequency (MHz)	Data Rate (Mbps)	Tune up	Average Power	SAR Test

Unless otherwise agreed in writing, this document is issued by the Company subject to its General Conditions of Service printed overleaf, available on request or accessible at http://www.sgs.com/en/Terms-and-Conditions.aspx and, for electronic format documents, subject to Terms and Conditions for Electronic Documents at http://www.sgs.com/en/Terms-and-Conditions/Terms-e-Document.aspx. Attention is drawn to the limitation of liability, indemnification and jurisdiction issues defined therein. Any holder of this document is advised that information contained hereon reflects the Company's findings at the time of its intervention only and within the limits of Client's instructions, if any. The Company's sole responsibility is to its Client and this document does not exonerate parties to a transaction from exercising all their rights and obligations under the transaction documents. This document cannot be reproduced except in full, without prior written approval of the Company. Any unauthorized alteration, forgery or falsification of the content or appearance of this document is unlawful and offenders may be prosecuted to the fullest extent of the law. Unless otherwise stated the results shown in this test report refer only to the sample(s) tested and such sample(s) are retained for 30 days only.
Attention: To check the authenticity of testing /inspection report & certificate, please contact us at telephone: (86-755) 8307 1443, or email: CN.Doccheck@sgs.com
No.1 Workshop, M-10, Middle Section, Science & Technology Park, Shenzhen, China 518057 t (86-755) 26012053 f (86-755) 26710594 www.sgsgroup.com.cn
中国·深圳·科技园中区M-10栋一号厂房 邮编: 518057 t (86-755) 26012053 f (86-755) 26710594 sgs.china@sgs.com
Member of the SGS Group (SGS SA)

						(dBm)	
802.11ac 40M	U-NII-1	38	5190	MCS0	15.50	15.35	No
		46	5230		15.50	15.31	No
	U-NII-2A	54	5270		15.50	15.39	No
		62	5310		15.50	15.43	No
	U-NII-2C	102	5510		15.50	15.35	No
		110	5550		15.50	15.32	No
		118	5590		15.50	15.38	No
		126	5630		15.50	15.33	No
		134	5670		15.50	15.08	No
		142	5710		15.50	15.28	No
	U-NII-3	151	5755		15.50	15.32	No
		159	5795		15.50	15.17	No
5GHz	mode	Channel	Frequency (MHz)	Data Rate (Mbps)	Tune up	Average Power (dBm)	SAR Test
802.11ac 80M	U-NII-1	42	5210	MCS0	14.50	14.18	No
	U-NII-2A	58	5290		14.50	14.28	No
	U-NII-2C	106	5530		14.50	14.26	No
		122	5610		14.50	14.22	No
		138	5690		14.50	14.15	No
	U-NII-3	155	5775		14.50	14.03	No

Unless otherwise agreed in writing, this document is issued by the Company subject to its General Conditions of Service printed overleaf, available on request or accessible at http://www.sgs.com/en/Terms-and-Conditions.aspx and, for electronic format documents, subject to Terms and Conditions for Electronic Documents at http://www.sgs.com/en/Terms-and-Conditions/Terms-e-Document.aspx. Attention is drawn to the limitation of liability, indemnification and jurisdiction issues defined therein. Any holder of this document is advised that information contained hereon reflects the Company's findings at the time of its intervention only and within the limits of Client's instructions, if any. The Company's sole responsibility is to its Client and this document does not exonerate parties to a transaction from exercising all their rights and obligations under the transaction documents. This document cannot be reproduced except in full, without prior written approval of the Company. Any unauthorized alteration, forgery or falsification of the content or appearance of this document is unlawful and offenders may be prosecuted to the fullest extent of the law. Unless otherwise stated the results shown in this test report refer only to the sample(s) tested and such sample(s) are retained for 30 days only.
Attention: To check the authenticity of testing /inspection report & certificate, please contact us at telephone: (86-755) 8307 1443, or email: CN.Doccheck@sgs.com
SGS-CSTC Standards Technical Services Co., Ltd. Shenzhen Branch Testing Center-EEC Laboratory.
No.1 Workshop, M-10, Middle Section, Science & Technology Park, Shenzhen, China 518057 t (86-755) 26012053 f (86-755) 26710594 www.sgsgroup.com.cn
中国·深圳·科技园中区M-10栋一号厂房 邮编: 518057 t (86-755) 26012053 f (86-755) 26710594 sgs.china@sgs.com
Member of the SGS Group (SGS SA)

Wi-Fi 5G Sensor on							
5GHz	mode	Channel	Frequency (MHz)	Data Rate (Mbps)	Tune up	Average Power (dBm)	SAR Test
802.11a	U-NII-1	36	5180	6	11.50	10.50	No
		40	5200		11.50	10.49	No
		44	5220		11.50	10.49	No
		48	5240		11.50	10.58	No
	U-NII-2A	52	5260		11.50	**10.69**	Yes
		56	5280		11.50	10.60	No
		60	5300		11.50	**10.73**	Yes
		64	5320		11.50	**10.71**	Yes
	U-NII-2C	100	5500		11.50	**10.62**	Yes
		104	5520		11.50	10.59	No
		108	5540		11.50	10.60	No
		112	5560		11.50	10.59	No
		116	5580		11.50	**10.63**	Yes
		120	5600		11.50	10.52	No
		124	5620		11.50	10.52	No
		128	5640		11.50	10.57	No
		132	5660		11.50	10.41	No
		136	5680		11.50	10.49	No
		140	5700		11.50	10.46	No
		144	5720		11.50	**10.61**	Yes
	U-NII-3	149	5745		11.50	10.54	No
		153	5765		11.50	10.37	No
		157	5785		11.50	**10.59**	Yes
		161	5805		11.50	10.54	No
		165	5825		11.50	10.55	No
5GHz	mode	Channel	Frequency (MHz)	Data Rate (Mbps)	Tune up	Average Power (dBm)	SAR Test
802.11n 20M	U-NII-1	36	5180	MCS0	11.50	10.50	No
		40	5200		11.50	10.45	No
		44	5220		11.50	10.44	No
		48	5240		11.50	10.49	No
	U-NII-2A	52	5260		11.50	10.47	No
		56	5280		11.50	10.43	No
		60	5300		11.50	10.48	No
		64	5320		11.50	10.47	No
	U-NII-2C	100	5500		11.50	10.41	No
		104	5520		11.50	10.35	No

Unless otherwise agreed in writing, this document is issued by the Company subject to its General Conditions of Service printed overleaf, available on request or accessible at http://www.sgs.com/en/Terms-and-Conditions.aspx and, for electronic format documents, subject to Terms and Conditions for Electronic Documents at http://www.sgs.com/en/Terms-and-Conditions/Terms-e-Document.aspx. Attention is drawn to the limitation of liability, indemnification and jurisdiction issues defined therein. Any holder of this document is advised that information contained hereon reflects the Company's findings at the time of its intervention only and within the limits of Client's instructions, if any. The Company's sole responsibility is to its Client and this document does not exonerate parties to a transaction from exercising all their rights and obligations under the transaction documents. This document cannot be reproduced except in full, without prior written approval of the Company. Any unauthorized alteration, forgery or falsification of the content or appearance of this document is unlawful and offenders may be prosecuted to the fullest extent of the law. Unless otherwise stated the results shown in this test report refer only to the sample(s) tested and such sample(s) are retained for 30 days only.
Attention: To check the authenticity of testing /inspection report & certificate, please contact us at telephone: (86-755) 8307 1443, or email: CN.Doccheck@sgs.com
No.1 Workshop, M-10, Middle Section, Science & Technology Park, Shenzhen, China 518057 t (86–755) 26012053 f (86–755) 26710594 www.sgsgroup.com.cn
中国·深圳·科技园中区M–10栋一号厂房 邮编: 518057 t (86–755) 26012053 f (86–755) 26710594 sgs.china@sgs.com
Member of the SGS Group (SGS SA)

		108	5540		11.50	10.36	No
		112	5560		11.50	10.33	No
		116	5580		11.50	10.28	No
		120	5600		11.50	10.38	No
		124	5620		11.50	10.40	No
		128	5640		11.50	10.42	No
		132	5660		11.50	10.39	No
		136	5680		11.50	10.34	No
		140	5700		11.50	10.27	No
		144	5720		11.50	10.40	No
	U-NII-3	149	5745		11.50	10.32	No
		153	5765		11.50	10.43	No
		157	5785		11.50	10.44	No
		161	5805		11.50	10.39	No
		165	5825		11.50	10.39	No
5GHz	mode	Channel	Frequency (MHz)	Data Rate (Mbps)	Tune up	Average Power (dBm)	SAR Test
802.11n 40M	U-NII-1	38	5190	MCS0	10.50	9.38	No
		46	5230		10.50	9.91	No
	U-NII-2A	54	5270		10.50	9.39	No
		62	5310		10.50	10.01	No
	U-NII-2C	102	5510		10.50	9.42	No
		110	5550		10.50	9.49	No
		118	5590		10.50	9.51	No
		126	5630		10.50	9.88	No
		134	5670		10.50	9.76	No
		142	5710		10.50	9.83	No
	U-NII-3	151	5755		10.50	9.99	No
		159	5795		10.50	9.83	No
5GHz	mode	Channel	Frequency (MHz)	Data Rate (Mbps)	Tune up	Average Power (dBm)	SAR Test
802.11ac 20M	U-NII-1	36	5180	MCS0	11.00	9.92	No
		40	5200		11.00	9.93	No
		44	5220		11.00	10.47	No
		48	5240		11.00	10.38	No
	U-NII-2A	52	5260		11.00	10.00	No
		56	5280		11.00	10.11	No
		60	5300		11.00	10.57	No
		64	5320		11.00	10.40	No
	U-NII-2C	100	5500		11.00	9.81	No
		104	5520		11.00	10.47	No

Unless otherwise agreed in writing, this document is issued by the Company subject to its General Conditions of Service printed overleaf, available on request or accessible at http://www.sgs.com/en/Terms-and-Conditions.aspx and, for electronic format documents, subject to Terms and Conditions for Electronic Documents at http://www.sgs.com/en/Terms-and-Conditions/Terms-e-Document.aspx. Attention is drawn to the limitation of liability, indemnification and jurisdiction issues defined therein. Any holder of this document is advised that information contained hereon reflects the Company's findings at the time of its intervention only and within the limits of Client's instructions, if any. The Company's sole responsibility is to its Client and this document does not exonerate parties to a transaction from exercising all their rights and obligations under the transaction documents. This document cannot be reproduced except in full, without prior written approval of the Company. Any unauthorized alteration, forgery or falsification of the content or appearance of this document is unlawful and offenders may be prosecuted to the fullest extent of the law. Unless otherwise stated the results shown in this test report refer only to the sample(s) tested and such sample(s) are retained for 30 days only.
Attention: To check the authenticity of testing /inspection report & certificate, please contact us at telephone: (86-755) 8307 1443, or email: CN.Doccheck@sgs.com
No.1 Workshop, M-10, Middle Section, Science & Technology Park, Shenzhen, China 518057 t (86-755) 26012053 f (86-755) 26710594 www.sgsgroup.com.cn
中国·深圳·科技园中区M-10栋一号厂房 邮编: 518057 t (86-755) 26012053 f (86-755) 26710594 sgs.china@sgs.com
Member of the SGS Group (SGS SA)

		108	5540		11.00	10.33	No
		112	5560		11.00	10.39	No
		116	5580		11.00	10.32	No
		120	5600		11.00	10.27	No
		124	5620		11.00	10.29	No
		128	5640		11.00	10.33	No
		132	5660		11.00	10.32	No
		136	5680		11.00	10.25	No
		140	5700		11.00	10.39	No
		144	5720		11.00	10.25	No
	U-NII-3	149	5745		11.00	10.40	No
		153	5765		11.00	10.34	No
		157	5785		11.00	9.83	No
		161	5805		11.00	10.27	No
		165	5825		11.00	9.66	No
5GHz	mode	Channel	Frequency (MHz)	Data Rate (Mbps)	Tune up	Average Power (dBm)	SAR Test
802.11ac 40M	U-NII-1	38	5190	MCS0	10.50	9.84	No
		46	5230		10.50	9.88	No
	U-NII-2A	54	5270		10.50	9.97	No
		62	5310		10.50	9.99	No
	U-NII-2C	102	5510		10.50	9.94	No
		110	5550		10.50	9.86	No
		118	5590		10.50	9.87	No
		126	5630		10.50	9.70	No
		134	5670		10.50	9.66	No
		142	5710		10.50	9.63	No
	U-NII-3	151	5755		10.50	9.74	No
		159	5795		10.50	9.65	No
5GHz	mode	Channel	Frequency (MHz)	Data Rate (Mbps)	Tune up	Average Power (dBm)	SAR Test
802.11ac 80M	U-NII-1	42	5210	MCS0	9.50	8.74	No
	U-NII-2A	58	5290		9.50	8.33	No
	U-NII-2C	106	5530		9.50	8.29	No
		122	5610		9.50	8.27	No
		138	5690		9.50	8.16	No
	U-NII-3	155	5775		9.50	8.21	No

Table 13：Conducted Power of WIFI.

Unless otherwise agreed in writing, this document is issued by the Company subject to its General Conditions of Service printed overleaf, available on request or accessible at http://www.sgs.com/en/Terms-and-Conditions.aspx and, for electronic format documents, subject to Terms and Conditions for Electronic Documents at http://www.sgs.com/en/Terms-and-Conditions/Terms-e-Document.aspx. Attention is drawn to the limitation of liability, indemnification and jurisdiction issues defined therein. Any holder of this document is advised that information contained hereon reflects the Company's findings at the time of its intervention only and within the limits of Client's instructions, if any. The Company's sole responsibility is to its Client and this document does not exonerate parties to a transaction from exercising all their rights and obligations under the transaction documents. This document cannot be reproduced except in full, without prior written approval of the Company. Any unauthorized alteration, forgery or falsification of the content or appearance of this document is unlawful and offenders may be prosecuted to the fullest extent of the law. Unless otherwise stated the results shown in this test report refer only to the sample(s) tested and such sample(s) are retained for 30 days only.
Attention: To check the authenticity of testing /inspection report & certificate, please contact us at telephone: (86-755) 8307 1443, or email: CN.Doccheck@sgs.com
SGS-CSTC Standards Technical Services Co.,Ltd. Shenzhen Branch Testing Center-EEC Laboratory.
No.1 Workshop, M-10, Middle Section, Science & Technology Park, Shenzhen, China 518057 t (86-755) 26012053 f (86-755) 26710594 www.sgsgroup.com.cn
中国·深圳·科技园中区M-10栋一号厂房 邮编: 518057 t (86-755) 26012053 f (86-755) 26710594 sgs.china@sgs.com
Member of the SGS Group (SGS SA)

BT			Tune up (dBm)	Average Conducted Power(dBm)
Modulation	Channel	Frequency (MHz)		
GFSK	0	2402	10.0	8.56
	39	2441	10.0	8.46
	78	2480	10.0	**8.82**
π/4DQPSK	0	2402	10.0	5.64
	39	2441	10.0	5.32
	78	2480	10.0	6.02
8DPSK	0	2402	10.0	5.72
	39	2441	10.0	5.35
	78	2480	10.0	6.09

BLE			Tune up (dBm)	Average Conducted Power(dBm)
Modulation	Channel	Frequency (MHz)		
GFSK	0	2402	-1.0	-3.31
	19	2440	-1.0	-2.74
	39	2480	-1.0	-3.78

Table 14：Conducted Power of BT.

Duty cycle=2.8841/3.7681=76.54%

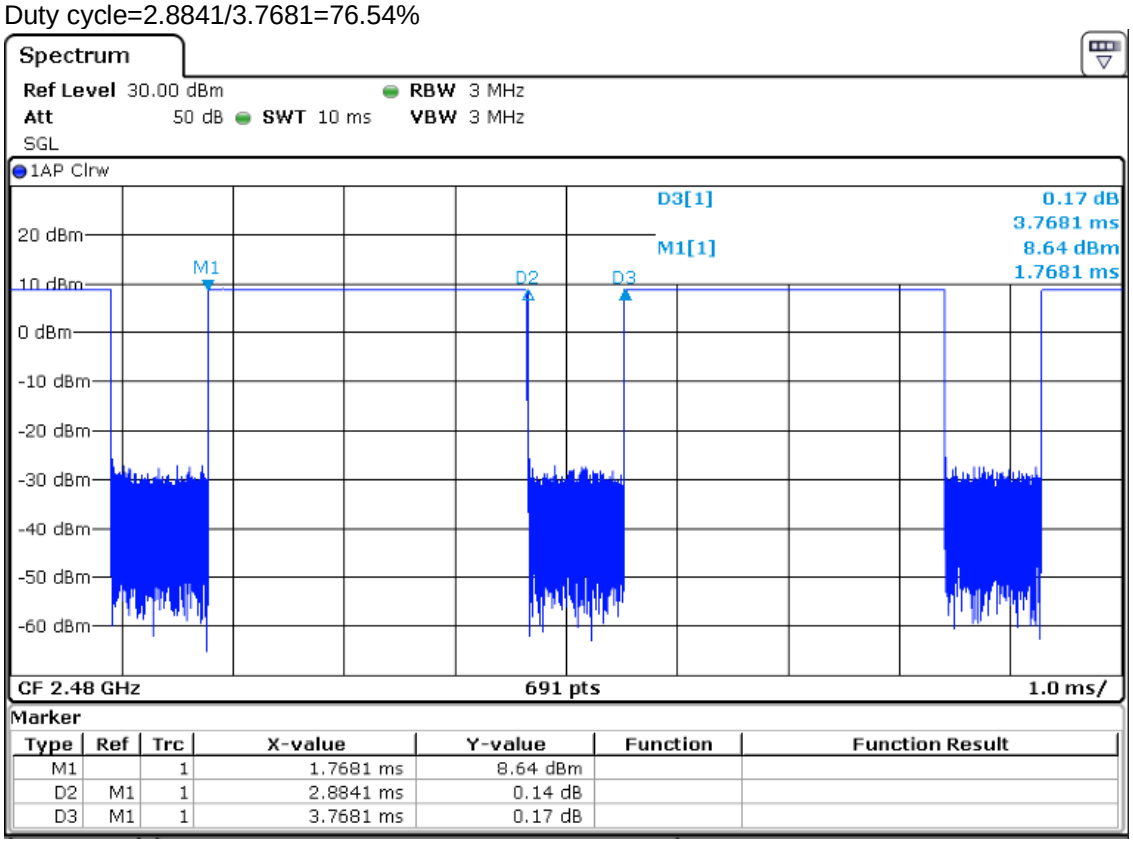

Unless otherwise agreed in writing, this document is issued by the Company subject to its General Conditions of Service printed overleaf, available on request or accessible at http://www.sgs.com/en/Terms-and-Conditions.aspx and, for electronic format documents, subject to Terms and Conditions for Electronic Documents at http://www.sgs.com/en/Terms-and-Conditions/Terms-e-Document.aspx. Attention is drawn to the limitation of liability, indemnification and jurisdiction issues defined therein. Any holder of this document is advised that information contained hereon reflects the Company's findings at the time of its intervention only and within the limits of Client's instructions, if any. The Company's sole responsibility is to its Client and this document does not exonerate parties to a transaction from exercising all their rights and obligations under the transaction documents. This document cannot be reproduced except in full, without prior written approval of the Company. Any unauthorized alteration, forgery or falsification of the content or appearance of this document is unlawful and offenders may be prosecuted to the fullest extent of the law. Unless otherwise stated the results shown in this test report refer only to the sample(s) tested and such sample(s) are retained for 30 days only.
Attention: To check the authenticity of testing /inspection report & certificate, please contact us at telephone: (86-755) 8307 1443, or email: CN.Doccheck@sgs.com
SGS-CSTC Standards Technical Services Co., Ltd. Shenzhen Branch Testing Center-EEC Laboratory.
No.1 Workshop, M-10, Middle Section, Science & Technology Park, Shenzhen, China 518057 t (86-755) 26012053 f (86-755) 26710594 www.sgsgroup.com.cn
中国·深圳·科技园中区M-10栋一号厂房 邮编: 518057 t (86-755) 26012053 f (86-755) 26710594 sgs.china@sgs.com
Member of the SGS Group (SGS SA)

5.3 Measurement of SAR Data

5.3.1 SAR Result of GSM850

Test position	Test mode	Test Ch./Freq.	Duty Cycle	SAR (W/kg)1-g	Power Drift(dB)	Conducted Power(dBm)	Tune up Limit(dBm)	Scaled factor	Scaled SAR(W/kg)	Liquid Temp
Body Test data Sensor on(Separate 0mm)										
Back side	GPRS 4TS	190/836.6	1:2.075	0.662	0.02	20.18	21.00	1.208	**0.800**	22.1
Back side	GPRS 4TS	128/824.2	1:2.075	0.596	0.02	20.00	21.00	1.259	0.750	22.1
Back side	GPRS 4TS	251/848.8	1:2.075	0.640	0.04	20.21	21.00	1.199	0.768	22.1
Left side	GPRS 4TS	190/836.6	1:2.075	0.130	0.02	20.18	21.00	1.208	0.157	22.1
Top side	GPRS 4TS	190/836.6	1:2.075	0.272	0.02	20.18	21.00	1.208	0.329	22.1
Body Test data Sensor off										
Back side 19mm	GPRS 4TS	190/836.6	1:2.075	0.295	0.14	29.30	30.00	1.175	0.347	22.1
Left side 7mm	GPRS 4TS	190/836.6	1:2.075	0.246	0.07	29.30	30.00	1.175	0.289	22.1
Top side 21mm	GPRS 4TS	190/836.6	1:2.075	0.172	0.13	29.30	30.00	1.175	0.202	22.1
Body Test Data at the worst case with Battery 2# (Separate 0mm)										
Back side	GPRS 4TS	190/836.6	1:2.075	0.641	0.03	20.18	21.00	1.208	0.774	22.1

Table 15：SAR of GSM850

Note:

1) The maximum measured SAR value and Scaled SAR value are marked in bold. Graph results refer to Appendix B.

2) Per FCC KDB Publication 447498 D01, if the reported (scaled) SAR measured at the middle channel or highest output power channel for each test configuration is ≤ 0.8 W/kg then testing at the other channels is not required for such test configuration(s).

Unless otherwise agreed in writing, this document is issued by the Company subject to its General Conditions of Service printed overleaf, available on request or accessible at http://www.sgs.com/en/Terms-and-Conditions.aspx and, for electronic format documents, subject to Terms and Conditions for Electronic Documents at http://www.sgs.com/en/Terms-and-Conditions/Terms-e-Document.aspx. Attention is drawn to the limitation of liability, indemnification and jurisdiction issues defined therein. Any holder of this document is advised that information contained hereon reflects the Company's findings at the time of its intervention only and within the limits of Client's instructions, if any. The Company's sole responsibility is to its Client and this document does not exonerate parties to a transaction from exercising all their rights and obligations under the transaction documents. This document cannot be reproduced except in full, without prior written approval of the Company. Any unauthorized alteration, forgery or falsification of the content or appearance of this document is unlawful and offenders may be prosecuted to the fullest extent of the law. Unless otherwise stated the results shown in this test report refer only to the sample(s) tested and such sample(s) are retained for 30 days only.
Attention: To check the authenticity of testing /inspection report & certificate, please contact us at telephone: (86-755) 8307 1443, or email: CN.Doccheck@sgs.com
SGS-CSTC Standards Technical Services Co.,Ltd. Shenzhen Branch Testing Center-EEC Laboratory.
No.1 Workshop, M-10, Middle Section, Science & Technology Park, Shenzhen, China 518057 t (86-755) 26012053 f (86-755) 26710594 www.sgsgroup.com.cn
中国·深圳·科技园中区M-10栋一号厂房 邮编: 518057 t (86-755) 26012053 f (86-755) 26710594 sgs.china@sgs.com
Member of the SGS Group (SGS SA)

5.3.1 SAR Result of GSM1900

Test position	Test mode	Test Ch./Freq.	Duty Cycle	SAR (W/kg)1-g	Power Drift(dB)	Conducted Power(dBm)	Tune up Limit(dBm)	Scaled factor	Scaled SAR(W/kg)	Liquid Temp
Body Test data Sensor on(Separate 0mm)										
Back side	GPRS 4TS	661/1880	1:2.075	0.831	0.03	19.25	20.00	1.189	0.988	22.3
Back side	GPRS 4TS	512/1850.2	1:2.075	0.918	0.05	19.38	20.00	1.153	**1.059**	22.3
Back side repeat	GPRS 4TS	512/1850.2	1:2.075	0.871	0.11	19.38	20.00	1.153	1.005	22.3
Back side	GPRS 4TS	810/1909.8	1:2.075	0.715	0.08	19.24	20.00	1.191	0.852	22.3
Left side	GPRS 4TS	661/1880	1:2.075	0.244	0.09	19.25	20.00	1.189	0.290	22.3
Top side	GPRS 4TS	661/1880	1:2.075	0.260	0.01	19.25	20.00	1.189	0.309	22.3
Body Test data Sensor off										
Back side 19mm	GPRS 4TS	661/1880	1:2.075	0.161	0.09	26.03	27.00	1.250	0.201	22.3
Left side 7mm	GPRS 4TS	661/1880	1:2.075	0.383	0.08	26.03	27.00	1.250	0.479	22.3
Top side 21mm	GPRS 4TS	661/1880	1:2.075	0.136	0.07	26.03	27.00	1.250	0.170	22.3
Body Test Data at the worst case with Battery 2# (Separate 0mm)										
Back side	GPRS 4TS	512/1850.2	1:2.075	0.907	0.01	19.38	20.00	1.153	1.046	22.3

Table 16：SAR of GSM1900.

Note:

1) The maximum measured SAR value and Scaled SAR value are marked in bold. Graph results refer to Appendix B.

2) Per FCC KDB Publication 447498 D01, if the reported (scaled) SAR measured at the middle channel or highest output power channel for each test configuration is ≤ 0.8 W/kg then testing at the other channels is not required for such test configuration(s).

Test Position	Channel/ Frequency (MHz)	Measured SAR (1g)	1st Repeated SAR (1g)	Ratio	2nd Repeated SAR (1g)	3rd Repeated SAR (1g)
Back Side 0mm	512/1850.2	0.918	0.871	1.054	N/A	N/A
Note: 1) When the original highest measured SAR is ≥ 0.80 W/kg, the measurement was repeated once.						
2) A second repeated measurement was preformed only if the ratio of largest to smallest SAR for the original and first repeated measurements was > 1.20 or when the original or repeated measurement was ≥ 1.45 W/kg (~ 10% from the 1-g SAR limit).						
3) A third repeated measurement was preformed only if the original, first or second repeated measurement was ≥ 1.5 W/kg and the ratio of largest to smallest SAR for the original, first and second repeated measurements is > 1.20.						
4) Repeated measurements are not required when the original highest measured SAR is < 0.80 W/kg						

Unless otherwise agreed in writing, this document is issued by the Company subject to its General Conditions of Service printed overleaf, available on request or accessible at http://www.sgs.com/en/Terms-and-Conditions.aspx and, for electronic format documents, subject to Terms and Conditions for Electronic Documents at http://www.sgs.com/en/Terms-and-Conditions/Terms-e-Document.aspx. Attention is drawn to the limitation of liability, indemnification and jurisdiction issues defined therein. Any holder of this document is advised that information contained hereon reflects the Company's findings at the time of its intervention only and within the limits of Client's instructions, if any. The Company's sole responsibility is to its Client and this document does not exonerate parties to a transaction from exercising all their rights and obligations under the transaction documents. This document cannot be reproduced except in full, without prior written approval of the Company. Any unauthorized alteration, forgery or falsification of the content or appearance of this document is unlawful and offenders may be prosecuted to the fullest extent of the law. Unless otherwise stated the results shown in this test report refer only to the sample(s) tested and such sample(s) are retained for 30 days only.
Attention: To check the authenticity of testing /inspection report & certificate, please contact us at telephone: (86-755) 8307 1443, or email: CN.Doccheck@sgs.com
SGS-CSTC Standards Technical Services Co., Ltd. Shenzhen Branch Testing Center-EEC Laboratory.
No.1 Workshop, M-10, Middle Section, Science & Technology Park, Shenzhen, China 518057 t (86-755) 26012053 f (86-755) 26710594 www.sgsgroup.com.cn
中国·深圳·科技园中区M-10栋一号厂房 邮编: 518057 t (86-755) 26012053 f (86-755) 26710594 sgs.china@sgs.com
Member of the SGS Group (SGS SA)

5.3.1 SAR Result of WCDMA Band II

Test position	Test mode	Test Ch./Freq.	Duty Cycle	SAR (W/kg)1-g	Power Drift(dB)	Conducted Power(dBm)	Tune up Limit(dBm)	Scaled factor	Scaled SAR(W/kg)	Liquid Temp
Body Test data Sensor on(Separate 0mm)										
Back side	RMC	9400/1880	1:1	0.711	0.04	13.24	14.00	1.191	**0.847**	22.3
Back side	RMC	9262/1852.4	1:1	0.593	0.06	13.25	14.00	1.189	0.705	22.3
Back side	RMC	9538/1907.6	1:1	0.662	0.08	13.17	14.00	1.211	0.801	22.3
Left side	RMC	9400/1880	1:1	0.198	0.06	13.24	14.00	1.191	0.236	22.3
Top side	RMC	9400/1880	1:1	0.294	0.05	13.24	14.00	1.191	0.350	22.3
Body Test data Sensor off										
Back side 19mm	RMC	9400/1880	1:1	0.300	0.01	23.25	24.00	1.189	0.357	22.3
Left side 7mm	RMC	9400/1880	1:1	0.536	-0.01	23.25	24.00	1.189	0.637	22.3
Top side 21mm	RMC	9400/1880	1:1	0.221	0.18	23.25	24.00	1.189	0.263	22.3
Body Test Data at the worst case with Battery 2# (Separate 0mm)										
Back side	RMC	9400/1880	1:1	0.700	0.01	13.24	14.00	1.191	0.834	22.3

Table 17：SAR of WCDMA Band II

Note:

1) The maximum measured SAR value and Scaled SAR value are marked in bold. Graph results refer to Appendix B.

2) Per FCC KDB Publication 447498 D01, if the reported (scaled) SAR measured at the middle channel or highest output power channel for each test configuration is ≤ 0.8 W/kg then testing at the other channels is not required for such test configuration(s).

Unless otherwise agreed in writing, this document is issued by the Company subject to its General Conditions of Service printed overleaf, available on request or accessible at http://www.sgs.com/en/Terms-and-Conditions.aspx and, for electronic format documents, subject to Terms and Conditions for Electronic Documents at http://www.sgs.com/en/Terms-and-Conditions/Terms-e-Document.aspx. Attention is drawn to the limitation of liability, indemnification and jurisdiction issues defined therein. Any holder of this document is advised that information contained hereon reflects the Company's findings at the time of its intervention only and within the limits of Client's instructions, if any. The Company's sole responsibility is to its Client and this document does not exonerate parties to a transaction from exercising all their rights and obligations under the transaction documents. This document cannot be reproduced except in full, without prior written approval of the Company. Any unauthorized alteration, forgery or falsification of the content or appearance of this document is unlawful and offenders may be prosecuted to the fullest extent of the law. Unless otherwise stated the results shown in this test report refer only to the sample(s) tested and such sample(s) are retained for 30 days only.
Attention: To check the authenticity of testing /inspection report & certificate, please contact us at telephone: (86-755) 8307 1443, or email: CN.Doccheck@sgs.com
SGS-CSTC Standards Technical Services Co., Ltd. Shenzhen Branch
No.1 Workshop, M-10, Middle Section, Science & Technology Park, Shenzhen, China 518057 t (86-755) 26012053 f (86-755) 26710594 www.sgsgroup.com.cn
中国·深圳·科技园中区M-10栋一号厂房 邮编: 518057 t (86-755) 26012053 f (86-755) 26710594 sgs.china@sgs.com
Member of the SGS Group (SGS SA)

5.3.2 SAR Result of WCDMA Band V

Test position	Test mode	Test Ch./Freq.	Duty Cycle	SAR (W/kg)1-g	Power Drift(dB)	Conducted Power(dBm)	Tune up Limit(dBm)	Scaled factor	Scaled SAR(W/kg)	Liquid Temp
Body Test data Sensor on(Separate 0mm)										
Back side	RMC	4182/836.4	1:1	0.628	0.06	15.18	16.00	1.208	**0.759**	22.1
Left side	RMC	4182/836.4	1:1	0.103	0.17	15.18	16.00	1.208	0.124	22.1
Top side	RMC	4182/836.4	1:1	0.281	0.03	15.18	16.00	1.208	0.339	22.1
Body Test data Sensor off										
Back side 19mm	RMC	4182/836.4	1:1	0.268	0.06	23.61	24.50	1.227	0.329	22.1
Left side 7mm	RMC	4182/836.4	1:1	0.190	0.12	23.61	24.50	1.227	0.233	22.1
Top side 21mm	RMC	4182/836.4	1:1	0.170	0.04	23.61	24.50	1.227	0.209	22.1
Body Test Data at the worst case with Battery 2# (Separate 0mm)										
Back side	RMC	4182/836.4	1:1	0.616	0.03	15.18	16.00	1.208	0.744	22.1

Table 18：SAR of WCDMA Band V

Note:

1) The maximum measured SAR value and Scaled SAR value are marked in bold. Graph results refer to Appendix B.

2) Per FCC KDB Publication 447498 D01, if the reported (scaled) SAR measured at the middle channel or highest output power channel for each test configuration is ≤ 0.8 W/kg then testing at the other channels is not required for such test configuration(s).

Unless otherwise agreed in writing, this document is issued by the Company subject to its General Conditions of Service printed overleaf, available on request or accessible at http://www.sgs.com/en/Terms-and-Conditions.aspx and, for electronic format documents, subject to Terms and Conditions for Electronic Documents at http://www.sgs.com/en/Terms-and-Conditions/Terms-e-Document.aspx. Attention is drawn to the limitation of liability, indemnification and jurisdiction issues defined therein. Any holder of this document is advised that information contained hereon reflects the Company's findings at the time of its intervention only and within the limits of Client's instructions, if any. The Company's sole responsibility is to its Client and this document does not exonerate parties to a transaction from exercising all their rights and obligations under the transaction documents. This document cannot be reproduced except in full, without prior written approval of the Company. Any unauthorized alteration, forgery or falsification of the content or appearance of this document is unlawful and offenders may be prosecuted to the fullest extent of the law. Unless otherwise stated the results shown in this test report refer only to the sample(s) tested and such sample(s) are retained for 30 days only.
Attention: To check the authenticity of testing /inspection report & certificate, please contact us at telephone: (86-755) 8307 1443, or email: CN.Doccheck@sgs.com
SGS-CSTC Standards Technical Services Co., Ltd. Shenzhen Branch
No.1 Workshop, M-10, Middle Section, Science & Technology Park, Shenzhen, China 518057 t (86-755) 26012053 f (86-755) 26710594 www.sgsgroup.com.cn
中国·深圳·科技园中区M-10栋一号厂房 邮编: 518057 t (86-755) 26012053 f (86-755) 26710594 sgs.china@sgs.com
Member of the SGS Group (SGS SA)

5.3.1 SAR Result of LTE Band 2

Test position	BW.	Test mode	Test Ch./Freq.	Duty Cycle	SAR (W/kg)1-g	Power Drift(dB)	Conducted power(dBm)	Tune up Limit(dBm)	Scaled factor	Scaled SAR(W/kg)	Liquid Temp.
Body Test data Sensor on (Separate 0mm 1RB)											
Back side	20	QPSK 1RB_50	18900/1880	1:1	0.528	0.07	13.30	14.00	1.175	0.620	22.3
Left side	20	QPSK 1RB_50	18900/1880	1:1	0.170	0.03	13.30	14.00	1.175	0.200	22.3
Top side	20	QPSK 1RB_50	18900/1880	1:1	0.257	0.09	13.30	14.00	1.175	0.302	22.3
Body Test data Sensor on (Separate 0mm 50%RB)											
Back side	20	QPSK 50RB_0	18900/1880	1:1	0.580	0.08	13.25	14.00	1.189	**0.689**	22.3
Left side	20	QPSK 50RB_0	18900/1880	1:1	0.165	0.17	13.25	14.00	1.189	0.196	22.3
Top side	20	QPSK 50RB_0	18900/1880	1:1	0.282	0.11	13.25	14.00	1.189	0.335	22.3
Body Test data Sensor off (1RB)											
Back side 19mm	20	QPSK 1RB_50	18900/1880	1:1	0.253	0.07	23.39	24.00	1.151	0.291	22.3
Left side 7mm	20	QPSK 1RB_50	18900/1880	1:1	0.528	0.13	23.39	24.00	1.151	0.608	22.3
Top side 21mm	20	QPSK 1RB_50	18900/1880	1:1	0.174	0.14	23.39	24.00	1.151	0.200	22.3
Body Test data Sensor off (50%RB)											
Back side 19mm	20	QPSK 50RB_0	18900/1880	1:1	0.184	0.02	22.31	23.00	1.172	0.216	22.3
Left side 7mm	20	QPSK 50RB_0	18900/1880	1:1	0.463	0.13	22.31	23.00	1.172	0.543	22.3
Top side 21mm	20	QPSK 50RB_0	18900/1880	1:1	0.126	0.13	22.31	23.00	1.172	0.148	22.3
Body Test Data at the worst case with Battery 2# (Separate 0mm)											
Back side	20	QPSK 50RB_0	18900/1880	1:1	0.571	0.01	13.25	14.00	1.189	0.679	22.3

Table 19：SAR of LTE Band 2

Note:

1) The maximum measured SAR value and Scaled SAR value are marked in bold. Graph results refer to Appendix B.

2) Per FCC KDB Publication 447498 D01, if the reported (scaled) SAR measured at the middle channel or highest output power channel for each test configuration is ≤ 0.8 W/kg then testing at the other channels is not required for such test configuration(s).

Unless otherwise agreed in writing, this document is issued by the Company subject to its General Conditions of Service printed overleaf, available on request or accessible at http://www.sgs.com/en/Terms-and-Conditions.aspx and, for electronic format documents, subject to Terms and Conditions for Electronic Documents at http://www.sgs.com/en/Terms-and-Conditions/Terms-e-Document.aspx. Attention is drawn to the limitation of liability, indemnification and jurisdiction issues defined therein. Any holder of this document is advised that information contained hereon reflects the Company's findings at the time of its intervention only and within the limits of Client's instructions, if any. The Company's sole responsibility is to its Client and this document does not exonerate parties to a transaction from exercising all their rights and obligations under the transaction documents. This document cannot be reproduced except in full, without prior written approval of the Company. Any unauthorized alteration, forgery or falsification of the content or appearance of this document is unlawful and offenders may be prosecuted to the fullest extent of the law. Unless otherwise stated the results shown in this test report refer only to the sample(s) tested and such sample(s) are retained for 30 days only.
Attention: To check the authenticity of testing /inspection report & certificate, please contact us at telephone: (86-755) 8307 1443, or email: CN.Doccheck@sgs.com
SGS-CSTC Standards Technical Services Co., Ltd. Shenzhen Branch Testing Center-EEC Laboratory.
No.1 Workshop, M-10, Middle Section, Science & Technology Park, Shenzhen, China 518057 t (86-755) 26012053 f (86-755) 26710594 www.sgsgroup.com.cn
中国·深圳·科技园中区M-10栋一号厂房 邮编: 518057 t (86-755) 26012053 f (86-755) 26710594 sgs.china@sgs.com
Member of the SGS Group (SGS SA)

5.3.2 SAR Result of LTE Band 4

Test position	BW.	Test mode	Test Ch./Freq.	Duty Cycle	SAR (W/kg)1-g	Power Drift(dB)	Conducted power(dBm)	Tune up Limit(dBm)	Scaled factor	Scaled SAR(W/kg)	Liquid Temp.
Body Test data Sensor on (Separate 0mm 1RB)											
Back side	20	QPSK 1RB_50	20050/1720	1:1	0.973	0.07	15.62	16.00	1.091	1.062	22.2
Back side	20	QPSK 1RB_50	20175/1732.5	1:1	1.030	0.03	15.61	16.00	1.094	1.127	22.2
Back side Repeat	20	QPSK 1RB_50	20175/1732.5	1:1	0.994	0.05	15.61	16.00	1.094	1.087	22.2
Back side	20	QPSK 1RB_50	20300/1745	1:1	1.010	0.09	15.52	16.00	1.117	**1.128**	22.2
Left side	20	QPSK 1RB_50	20050/1720	1:1	0.275	0.03	15.62	16.00	1.091	0.300	22.2
Top side	20	QPSK 1RB_50	20050/1720	1:1	0.308	0.12	15.62	16.00	1.091	0.336	22.2
Body Test data Sensor on (Separate 0mm 50%RB)											
Back side	20	QPSK 50RB_0	20050/1720	1:1	0.982	0.09	15.50	16.00	1.122	1.102	22.2
Back side	20	QPSK 50RB_0	20300/1745	1:1	0.998	0.09	15.49	16.00	1.125	1.122	22.2
Back side	20	QPSK 50RB_25	20175/1732.5	1:1	0.964	0.17	15.42	16.00	1.143	1.102	22.2
Left side	20	QPSK 50RB_0	20050/1720	1:1	0.285	-0.03	15.50	16.00	1.122	0.320	22.2
Top side	20	QPSK 50RB_0	20050/1720	1:1	0.317	0.10	15.50	16.00	1.122	0.356	22.2
Body Test data Sensor on (Separate 0mm 100%RB)											
Back side	20	QPSK 100RB_0	20050/1720	1:1	0.923	0.05	15.42	16.00	1.143	1.055	22.2
Body Test data Sensor off (1RB)											
Back side 19mm	20	QPSK 1RB_50	20175/1732.5	1:1	0.249	0.11	23.61	24.00	1.094	0.272	22.2
Left side 7mm	20	QPSK 1RB_50	20175/1732.5	1:1	0.517	0.02	23.61	24.00	1.094	0.566	22.2
Top side 21mm	20	QPSK 1RB_50	20175/1732.5	1:1	0.086	0.16	23.61	24.00	1.094	0.094	22.2
Body Test data Sensor off (50%RB)											
Back side 19mm	20	QPSK 50RB_0	20050/1720	1:1	0.189	0.11	22.55	23.00	1.109	0.210	22.2
Left side 7mm	20	QPSK 50RB_0	20050/1720	1:1	0.388	0.04	22.55	23.00	1.109	0.430	22.2
Top side 21mm	20	QPSK 50RB_0	20050/1720	1:1	0.060	0.12	22.55	23.00	1.109	0.067	22.2
Body Test Data at the worst case with Battery 2# (Separate 0mm)											
Back side	20	QPSK 1RB_50	20300/1745	1:1	0.993	0.03	15.52	16.00	1.117	1.109	22.2

Table 20：SAR of LTE Band 4

Note:

1) The maximum measured SAR value and Scaled SAR value are marked in bold. Graph results refer to Appendix B.

2) Per FCC KDB Publication 447498 D01, if the reported (scaled) SAR measured at the middle channel or highest output power channel for each test configuration is ≤ 0.8 W/kg then testing at the other channels is not required for such test configuration(s).

Test Position	Channel/ Frequency (MHz)	Measured SAR (1g)	1st Repeated SAR (1g)	Ratio	2nd Repeated SAR (1g)	3rd Repeated SAR (1g)
Back Side 0mm	20175/1732.5	1.030	0.994	1.036	N/A	N/A
1) When the original highest measured SAR is ≥ 0.80 W/kg, the measurement was repeated once.						
2) A second repeated measurement was preformed only if the ratio of largest to smallest SAR for the original and first repeated measurements was > 1.20 or when the original or repeated measurement was ≥ 1.45 W/kg (~ 10% from the 1-g SAR limit).						
3) A third repeated measurement was performed only if the original, first or second repeated measurement was≥ 1.5 W/kg and the ratio of largest to smallest SAR for the original, first and second repeated measurements is > 1.20.						
4) Repeated measurements are not required when the original highest measured SAR is < 0.80 W/kg						

Unless otherwise agreed in writing, this document is issued by the Company subject to its General Conditions of Service printed overleaf, available on request or accessible at http://www.sgs.com/en/Terms-and-Conditions.aspx and, for electronic format documents, subject to Terms and Conditions for Electronic Documents at http://www.sgs.com/en/Terms-and-Conditions/Terms-e-Document.aspx. Attention is drawn to the limitation of liability, indemnification and jurisdiction issues defined therein. Any holder of this document is advised that information contained hereon reflects the Company's findings at the time of its intervention only and within the limits of Client's instructions, if any. The Company's sole responsibility is to its Client and this document does not exonerate parties to a transaction from exercising all their rights and obligations under the transaction documents. This document cannot be reproduced except in full, without prior written approval of the Company. Any unauthorized alteration, forgery or falsification of the content or appearance of this document is unlawful and offenders may be prosecuted to the fullest extent of the law. Unless otherwise stated the results shown in this test report refer only to the sample(s) tested and such sample(s) are retained for 30 days only.
Attention: To check the authenticity of testing /inspection report & certificate, please contact us at telephone: (86-755) 8307 1443, or email: CN.Doccheck@sgs.com
SGS-CSTC Standards Technical Services Co.,Ltd. Shenzhen Branch Testing Center-EEC Laboratory.
No.1 Workshop, M-10, Middle Section, Science & Technology Park, Shenzhen, China 518057 t (86-755) 26012053 f (86-755) 26710594 www.sgsgroup.com.cn
中国·深圳·科技园中区M-10栋一号厂房 邮编: 518057 t (86-755) 26012053 f (86-755) 26710594 sgs.china@sgs.com
Member of the SGS Group (SGS SA)

5.3.3 SAR Result of LTE Band 5

Test position	BW.	Test mode	Test Ch./Freq.	Duty Cycle	SAR (W/kg)1-g	Power Drift(dB)	Conducted power(dBm)	Tune up Limit(dBm)	Scaled factor	Scaled SAR(W/kg)	Liquid Temp.
Body Test data Sensor on (Separate 0mm 1RB)											
Back side	10	QPSK 1RB_49	20600/844	1:1	0.655	0.05	15.56	16.00	1.107	0.725	22.1
Left side	10	QPSK 1RB_49	20600/844	1:1	0.115	0.04	15.56	16.00	1.107	0.127	22.1
Top side	10	QPSK 1RB_49	20600/844	1:1	0.328	0.00	15.56	16.00	1.107	0.363	22.1
Body Test data Sensor on (Separate 0mm 50%RB)											
Back side	10	QPSK 25RB_0	20525/836.5	1:1	0.689	0.08	15.55	16.00	1.109	**0.764**	22.1
Left side	10	QPSK 25RB_0	20525/836.5	1:1	0.117	0.11	15.55	16.00	1.109	0.130	22.1
Top side	10	QPSK 25RB_0	20525/836.5	1:1	0.329	0.06	15.55	16.00	1.109	0.365	22.1
Body Test data Sensor off (1RB)											
Back side 19mm	10	QPSK 1RB_49	20525/836.5	1:1	0.214	0.02	23.43	24.00	1.140	0.244	22.1
Left side 7mm	10	QPSK 1RB_49	20525/836.5	1:1	0.168	0.18	23.43	24.00	1.140	0.192	22.1
Top side 21mm	10	QPSK 1RB_49	20525/836.5	1:1	0.137	0.01	23.43	24.00	1.140	0.156	22.1
Body Test data Sensor off (50%RB)											
Back side 19mm	10	QPSK 25RB_0	20600/844	1:1	0.174	0.11	22.40	23.00	1.148	0.200	22.1
Left side 7mm	10	QPSK 25RB_0	20600/844	1:1	0.219	0.07	22.40	23.00	1.148	0.251	22.1
Top side 21mm	10	QPSK 25RB_0	20600/844	1:1	0.111	-0.13	22.40	23.00	1.148	0.127	22.1
Body Test Data at the worst case with Battery 2# (Separate 0mm)											
Back side	10	QPSK 25RB_0	20600/844	1:1	0.653	0.00	15.55	16.00	1.109	0.724	22.1

Table 21：SAR of LTE Band 5

Note:

1) The maximum measured SAR value and Scaled SAR value are marked in bold. Graph results refer to Appendix B.

2) Per FCC KDB Publication 447498 D01, if the reported (scaled) SAR measured at the middle channel or highest output power channel for each test configuration is ≤ 0.8 W/kg then testing at the other channels is not required for such test configuration(s).

Unless otherwise agreed in writing, this document is issued by the Company subject to its General Conditions of Service printed overleaf, available on request or accessible at http://www.sgs.com/en/Terms-and-Conditions.aspx and, for electronic format documents, subject to Terms and Conditions for Electronic Documents at http://www.sgs.com/en/Terms-and-Conditions/Terms-e-Document.aspx. Attention is drawn to the limitation of liability, indemnification and jurisdiction issues defined therein. Any holder of this document is advised that information contained hereon reflects the Company's findings at the time of its intervention only and within the limits of Client's instructions, if any. The Company's sole responsibility is to its Client and this document does not exonerate parties to a transaction from exercising all their rights and obligations under the transaction documents. This document cannot be reproduced except in full, without prior written approval of the Company. Any unauthorized alteration, forgery or falsification of the content or appearance of this document is unlawful and offenders may be prosecuted to the fullest extent of the law. Unless otherwise stated the results shown in this test report refer only to the sample(s) tested and such sample(s) are retained for 30 days only.
Attention: To check the authenticity of testing /inspection report & certificate, please contact us at telephone: (86-755) 8307 1443, or email: CN.Doccheck@sgs.com
SGS-CSTC Standards Technical Services Co., Ltd. Shenzhen Branch Testing Center-EEC Laboratory.
No.1 Workshop, M-10, Middle Section, Science & Technology Park, Shenzhen, China 518057 t (86-755) 26012053 f (86-755) 26710594 www.sgsgroup.com.cn
中国·深圳·科技园中区M-10栋一号厂房 邮编: 518057 t (86-755) 26012053 f (86-755) 26710594 sgs.china@sgs.com
Member of the SGS Group (SGS SA)

5.3.4 SAR Result of LTE Band 7

Test position	BW.	Test mode	Test Ch./Freq.	Duty Cycle	SAR (W/kg)1-g	Power Drift(dB)	Conducted power(dBm)	Tune up Limit(dBm)	Scaled factor	Scaled SAR(W/kg)	Liquid Temp.
Body Test data Sensor on (Separate 0mm 1RB)											
Back side	20	QPSK 1RB_50	21350/2560	1:1	0.661	0.00	13.16	14.00	1.213	0.802	22.1
Back side	20	QPSK 1RB_50	20850/2510	1:1	0.689	-0.13	13.15	14.00	1.216	**0.838**	22.1
Back side	20	QPSK 1RB_50	21100/2535.5	1:1	0.648	0.00	13.08	14.00	1.236	0.801	22.1
Left side	20	QPSK 1RB_50	21350/2560	1:1	0.229	0.13	13.16	14.00	1.213	0.278	22.1
Top side	20	QPSK 1RB_50	21350/2560	1:1	0.530	0.02	13.16	14.00	1.213	0.643	22.1
Body Test data Sensor on (Separate 0mm 50%RB)											
Back side	20	QPSK 50RB_50	20850/2510	1:1	0.645	0.00	13.35	14.00	1.161	0.749	22.1
Left side	20	QPSK 50RB_50	20850/2510	1:1	0.224	-0.02	13.35	14.00	1.161	0.260	22.1
Top side	20	QPSK 50RB_50	20850/2510	1:1	0.564	0.14	13.35	14.00	1.161	0.655	22.1
Body Test data Sensor on (Separate 0mm 100%RB)											
Back side	20	QPSK 100RB_0	20850/2510	1:1	0.652	0.00	13.33	14.00	1.167	0.761	22.1
Body Test data Sensor off (1RB)											
Back side 19mm	20	QPSK 1RB_50	21100/2535.5	1:1	0.207	0.03	23.08	23.50	1.102	0.228	22.1
Left side 7mm	20	QPSK 1RB_50	21100/2535.5	1:1	0.400	0.03	23.08	23.50	1.102	0.441	22.1
Top side 21mm	20	QPSK 1RB_50	21100/2535.5	1:1	0.329	0.05	23.08	23.50	1.102	0.362	22.1
Body Test data Sensor off (50%RB)											
Back side 19mm	20	QPSK 50RB_25	21100/2535.5	1:1	0.162	0.09	21.89	22.50	1.151	0.186	22.1
Left side 7mm	20	QPSK 50RB_25	21100/2535.5	1:1	0.374	0.10	21.89	22.50	1.151	0.430	22.1
Top side 21mm	20	QPSK 50RB_25	21100/2535.5	1:1	0.260	0.07	21.89	22.50	1.151	0.299	22.1
Body Test Data at the worst case with Battery 2# (Separate 0mm)											
Back side	20	QPSK 1RB_50	21350/2560	1:1	0.651	0.02	13.35	14.00	1.161	0.756	22.1

Table 22：SAR of LTE Band 7

Note:

1) The maximum measured SAR value and Scaled SAR value are marked in bold. Graph results refer to Appendix B.

2) Per FCC KDB Publication 447498 D01, if the reported (scaled) SAR measured at the middle channel or highest output power channel for each test configuration is ≤ 0.8 W/kg then testing at the other channels is not required for such test configuration(s).

Unless otherwise agreed in writing, this document is issued by the Company subject to its General Conditions of Service printed overleaf, available on request or accessible at http://www.sgs.com/en/Terms-and-Conditions.aspx and, for electronic format documents, subject to Terms and Conditions for Electronic Documents at http://www.sgs.com/en/Terms-and-Conditions/Terms-e-Document.aspx. Attention is drawn to the limitation of liability, indemnification and jurisdiction issues defined therein. Any holder of this document is advised that information contained hereon reflects the Company's findings at the time of its intervention only and within the limits of Client's instructions, if any. The Company's sole responsibility is to its Client and this document does not exonerate parties to a transaction from exercising all their rights and obligations under the transaction documents. This document cannot be reproduced except in full, without prior written approval of the Company. Any unauthorized alteration, forgery or falsification of the content or appearance of this document is unlawful and offenders may be prosecuted to the fullest extent of the law. Unless otherwise stated the results shown in this test report refer only to the sample(s) tested and such sample(s) are retained for 30 days only.
Attention: To check the authenticity of testing /inspection report & certificate, please contact us at telephone: (86-755) 8307 1443, or email: CN.Doccheck@sgs.com
No.1 Workshop, M-10, Middle Section, Science & Technology Park, Shenzhen, China 518057 t (86–755) 26012053 f (86–755) 26710594 www.sgsgroup.com.cn
中国·深圳·科技园中区M–10栋一号厂房 邮编: 518057 t (86–755) 26012053 f (86–755) 26710594 sgs.china@sgs.com
Member of the SGS Group (SGS SA)

5.3.5 SAR Result of LTE Band 38

Test position	BW.	Test mode	Test Ch./Freq.	Duty Cycle	SAR (W/kg)1-g	Power Drift(dB)	Conducted power(dBm)	Tune up Limit(dBm)	Scaled factor	Scaled SAR(W/kg)	Liquid Temp.
Body Test data Sensor on (Separate 0mm 1RB)											
Back side	20	QPSK 1RB_50	38150/2610	1:1.58	0.859	0.00	14.56	15.50	1.242	**1.067**	22.1
Back side Repeat	20	QPSK 1RB_50	38150/2610	1:1.58	0.730	0.00	14.56	15.50	1.242	0.906	22.1
Back side	20	QPSK 1RB_50	37850/2580	1:1.58	0.668	0.00	14.39	15.50	1.291	0.863	22.1
Back side	20	QPSK 1RB_50	38000/2595	1:1.58	0.720	0.00	14.42	15.50	1.282	0.923	22.1
Left side	20	QPSK 1RB_50	38150/2610	1:1.58	0.306	-0.03	14.56	15.50	1.242	0.380	22.1
Top side	20	QPSK 1RB_50	38150/2610	1:1.58	0.463	0.00	14.56	15.50	1.242	0.575	22.1
Body Test data Sensor on (Separate 0mm 50%RB)											
Back side	20	QPSK 50RB_25	38000/2595	1:1.58	0.722	0.00	14.56	15.50	1.242	0.896	22.1
Back side	20	QPSK 50RB_0	37850/2580	1:1.58	0.624	0.00	14.44	15.50	1.276	0.796	22.1
Back side	20	QPSK 50RB_0	38150/2610	1:1.58	0.737	0.00	14.54	15.50	1.247	0.919	22.1
Left side	20	QPSK 50RB_25	38000/2595	1:1.58	0.300	0.13	14.56	15.50	1.242	0.372	22.1
Top side	20	QPSK 50RB_25	38000/2595	1:1.58	0.476	0.05	14.56	15.50	1.242	0.591	22.1
Body Test data Sensor on (Separate 0mm 100%RB)											
Back side	20	QPSK 100RB_0	38150/2610	1:1.58	0.761	0.00	14.53	15.50	1.250	0.951	22.1
Body Test data Sensor off (1RB)											
Back side 19mm	20	QPSK 1RB_50	38150/2610	1:1.58	0.141	0.03	22.71	23.50	1.199	0.169	22.1
Left side 7mm	20	QPSK 1RB_50	38150/2610	1:1.58	0.394	-0.05	22.71	23.50	1.199	0.473	22.1
Top side 21mm	20	QPSK 1RB_50	38150/2610	1:1.58	0.193	0.01	22.71	23.50	1.199	0.232	22.1
Body Test data Sensor off (50%RB)											
Back side 19mm	20	QPSK 50RB_0	38150/2610	1:1.58	0.109	0.02	21.57	22.50	1.239	0.135	22.1
Left side 7mm	20	QPSK 50RB_0	38150/2610	1:1.58	0.288	0.03	21.57	22.50	1.239	0.357	22.1
Top side 21mm	20	QPSK 50RB_0	38150/2610	1:1.58	0.149	0.05	21.57	22.50	1.239	0.185	22.1
Body Test Data at the worst case with Battery 2# (Separate 0mm)											
Back side	20	QPSK 1RB_50	38150/2610	1:1.58	0.731	0.01	14.56	15.50	1.242	0.908	22.1

Table 23：SAR of LTE Band 38

Note:

1) The maximum measured SAR value and Scaled SAR value are marked in bold. Graph results refer to Appendix B.

2) Per FCC KDB Publication 447498 D01, if the reported (scaled) SAR measured at the middle channel or highest output power channel for each test configuration is ≤ 0.8 W/kg then testing at the other channels is not required for such test configuration(s).

Test Position	Channel/ Frequency (MHz)	Measured SAR (1g)	1st Repeated SAR (1g)	Ratio	2nd Repeated SAR (1g)	3rd Repeated SAR (1g)
Back Side 0mm	38150/2610	0.859	0.730	1.177	N/A	N/A
1) When the original highest measured SAR is ≥ 0.80 W/kg, the measurement was repeated once.						
2) A second repeated measurement was preformed only if the ratio of largest to smallest SAR for the original and first repeated measurements was > 1.20 or when the original or repeated measurement was ≥ 1.45 W/kg (~ 10% from the 1-g SAR limit).						
3) A third repeated measurement was performed only if the original, first or second repeated measurement was≥ 1.5 W/kg and the ratio of largest to smallest SAR for the original, first and second repeated measurements is > 1.20.						
4) Repeated measurements are not required when the original highest measured SAR is < 0.80 W/kg						

Unless otherwise agreed in writing, this document is issued by the Company subject to its General Conditions of Service printed overleaf, available on request or accessible at http://www.sgs.com/en/Terms-and-Conditions.aspx and, for electronic format documents, subject to Terms and Conditions for Electronic Documents at http://www.sgs.com/en/Terms-and-Conditions/Terms-e-Document.aspx. Attention is drawn to the limitation of liability, indemnification and jurisdiction issues defined therein. Any holder of this document is advised that information contained hereon reflects the Company's findings at the time of its intervention only and within the limits of Client's instructions, if any. The Company's sole responsibility is to its Client and this document does not exonerate parties to a transaction from exercising all their rights and obligations under the transaction documents. This document cannot be reproduced except in full, without prior written approval of the Company. Any unauthorized alteration, forgery or falsification of the content or appearance of this document is unlawful and offenders may be prosecuted to the fullest extent of the law. Unless otherwise stated the results shown in this test report refer only to the sample(s) tested and such sample(s) are retained for 30 days only.
Attention: To check the authenticity of testing /inspection report & certificate, please contact us at telephone: (86-755) 8307 1443, or email: CN.Doccheck@sgs.com
No.1 Workshop, M-10, Middle Section, Science & Technology Park, Shenzhen, China 518057 t (86-755) 26012053 f (86-755) 26710594 www.sgsgroup.com.cn
中国·深圳·科技园中区M-10栋一号厂房 邮编: 518057 t (86-755) 26012053 f (86-755) 26710594 sgs.china@sgs.com
Member of the SGS Group (SGS SA)

5.3.6 SAR Result of WIFI 2.4G

Test position	Test mode	Test Ch./Freq.	Duty Cycle	Duty Cycle Scaled factor	SAR (W/kg) 1-g	Power drift(dB)	Conducted power (dBm)	Tune up Limit (dBm)	Scaled factor	Scaled SAR (W/kg)	Liquid Temp.
Body Test data Sensor on (Separate 0mm)											
Back side	802.11b	6/2437	99.53%	1.005	0.931	0.03	13.54	14.00	1.112	**1.040**	22
Back side Repeat	802.11b	6/2437	99.53%	1.005	0.840	0.00	13.23	14.00	1.194	1.008	22
Right side	802.11b	6/2437	99.53%	1.005	0.419	0.04	13.54	14.00	1.112	0.468	22
Top side	802.11b	6/2437	99.53%	1.005	0.180	0.01	13.54	14.00	1.112	0.201	22
Back side	802.11b	1/2412	99.53%	1.005	0.820	0.00	13.23	14.00	1.194	0.984	22
Back side	802.11b	11/2462	99.53%	1.005	0.861	0.11	13.23	14.00	1.194	1.033	22
Body Test data sensor off											
Back side 18mm	802.11b	6/2437	99.53%	1.005	0.072	0.03	17.41	18.00	1.146	0.083	22
Right side 16mm	802.11b	6/2437	99.53%	1.005	0.047	0.02	17.41	18.00	1.146	0.054	22
Top side 19mm	802.11b	6/2437	99.53%	1.005	0.035	0.01	17.41	18.00	1.146	0.040	22
Body Test Data at the worst case with Battery 2# (Separate 0mm)											
Back side	802.11b	6/2437	99.53%	1.005	0.852	0.01	13.54	14.00	1.194	1.022	22

Table 24：SAR of WIFI 2.4G

Note:

1) The maximum Scaled SAR value is marked in bold. Graph Results refer to Appendix B

2) If the reported (scaled) SAR measured at the middle channel or highest output power channel for each test configuration is ≤ 0.8 W/kg then testing at the other channels is not required for such test configuration(s).

3) Per KDB248227D01, for Body SAR test of WiFi 2.4G, SAR is measured for 2.4 GHz 802.11b DSSS using the initial test position procedure.The highest reported SAR for DSSS is adjusted by the ratio of OFDM 802.11g/n to DSSS specified maximum output power and the adjusted SAR is < 1.2 W/kg, so SAR for 802.11g/n is not required.

Mode	tune up (dBm)	tune up (mW)	Max report SAR(W/Kg)	Adjusted SAR(W/Kg)	Required other mode SAR Test
802.11b	14.00	25.12	1.040	/	Yes
802.11g	12.50	17.78	/	0.736	No
802.1n 20M	12.50	17.78	/	0.736	No

Unless otherwise agreed in writing, this document is issued by the Company subject to its General Conditions of Service printed overleaf, available on request or accessible at http://www.sgs.com/en/Terms-and-Conditions.aspx and, for electronic format documents, subject to Terms and Conditions for Electronic Documents at http://www.sgs.com/en/Terms-and-Conditions/Terms-e-Document.aspx. Attention is drawn to the limitation of liability, indemnification and jurisdiction issues defined therein. Any holder of this document is advised that information contained hereon reflects the Company's findings at the time of its intervention only and within the limits of Client's instructions, if any. The Company's sole responsibility is to its Client and this document does not exonerate parties to a transaction from exercising all their rights and obligations under the transaction documents. This document cannot be reproduced except in full, without prior written approval of the Company. Any unauthorized alteration, forgery or falsification of the content or appearance of this document is unlawful and offenders may be prosecuted to the fullest extent of the law. Unless otherwise stated the results shown in this test report refer only to the sample(s) tested and such sample(s) are retained for 30 days only.
Attention: To check the authenticity of testing /inspection report & certificate, please contact us at telephone: (86-755) 8307 1443, or email: CN.Doccheck@sgs.com
SGS-CSTC Standards Technical Services Co., Ltd. Shenzhen Branch Testing Center-EEC Laboratory.
No.1 Workshop, M-10, Middle Section, Science & Technology Park, Shenzhen, China 518057 t (86-755) 26012053 f (86-755) 26710594 www.sgsgroup.com.cn
中国·深圳·科技园中区M-10栋一号厂房 邮编: 518057 t (86-755) 26012053 f (86-755) 26710594 sgs.china@sgs.com
Member of the SGS Group (SGS SA)

Test Position	Channel/ Frequency (MHz)	Measured SAR (1g)	1st Repeated SAR (1g)	Ratio	2nd Repeated SAR (1g)	3rd Repeated SAR (1g)
Back Side 0mm	6/2437	0.931	0.840	1.108	N/A	N/A
1) When the original highest measured SAR is ≥ 0.80 W/kg, the measurement was repeated once.						
2) A second repeated measurement was preformed only if the ratio of largest to smallest SAR for the original and first repeated measurements was > 1.20 or when the original or repeated measurement was ≥ 1.45 W/kg (~ 10% from the 1-g SAR limit).						
3) A third repeated measurement was performed only if the original, first or second repeated measurement was≥ 1.5 W/kg and the ratio of largest to smallest SAR for the original, first and second repeated measurements is > 1.20.						
4) Repeated measurements are not required when the original highest measured SAR is < 0.80 W/kg						

Unless otherwise agreed in writing, this document is issued by the Company subject to its General Conditions of Service printed overleaf, available on request or accessible at http://www.sgs.com/en/Terms-and-Conditions.aspx and, for electronic format documents, subject to Terms and Conditions for Electronic Documents at http://www.sgs.com/en/Terms-and-Conditions/Terms-e-Document.aspx. Attention is drawn to the limitation of liability, indemnification and jurisdiction issues defined therein. Any holder of this document is advised that information contained hereon reflects the Company's findings at the time of its intervention only and within the limits of Client's instructions, if any. The Company's sole responsibility is to its Client and this document does not exonerate parties to a transaction from exercising all their rights and obligations under the transaction documents. This document cannot be reproduced except in full, without prior written approval of the Company. Any unauthorized alteration, forgery or falsification of the content or appearance of this document is unlawful and offenders may be prosecuted to the fullest extent of the law. Unless otherwise stated the results shown in this test report refer only to the sample(s) tested and such sample(s) are retained for 30 days only.
Attention: To check the authenticity of testing /inspection report & certificate, please contact us at telephone: (86-755) 8307 1443, or email: CN.Doccheck@sgs.com
SGS-CSTC Standards Technical Services Co.,Ltd. Shenzhen Branch
No.1 Workshop, M-10, Middle Section, Science & Technology Park, Shenzhen, China 518057 t (86-755) 26012053 f (86-755) 26710594 www.sgsgroup.com.cn
中国·深圳·科技园中区M-10栋一号厂房 邮编: 518057 t (86-755) 26012053 f (86-755) 26710594 sgs.china@sgs.com
Member of the SGS Group (SGS SA)

5.3.7 SAR Result of WIFI 5G

Test position	Test mode	Test Ch./Freq.	Duty Cycle	Duty Cycle Scaled factor	SAR (W/kg)1-g	Power drift(dB)	Conducted power (dBm)	Tune up Limit (dBm)	Scaled factor	Scaled SAR (W/kg)	Liquid Temp. (℃)
U-NII-2A											
Body Test data Sensor on(Separate 0mm)											
Back side	802.11a	60/5300	96.17%	1.040	0.322	0.04	10.73	11.50	1.194	0.400	22.2
Right side	802.11a	60/5300	96.17%	1.040	0.055	0.15	10.73	11.50	1.194	0.068	22.2
Top side	802.11a	60/5300	96.17%	1.040	0.882	0.03	10.73	11.50	1.194	1.095	22.2
Top side	802.11a	64/5320	96.17%	1.040	0.958	0.00	10.71	11.50	1.199	**1.195**	22.2
Top side Repeat	802.11a	64/5320	96.17%	1.040	0.913	0.02	10.71	11.50	1.199	1.139	22.2
Top side	802.11a	52/5260	96.17%	1.040	0.713	0.06	10.69	11.50	1.205	0.893	22.2
Body Test data Sensor off											
Back side 18mm	802.11a	60/5300	96.17%	1.040	0.051	0.04	16.02	16.50	1.117	0.059	22.2
Right side 16mm	802.11a	60/5300	96.17%	1.040	0.032	0.08	16.02	16.50	1.117	0.037	22.2
Top side 19mm	802.11a	60/5300	96.17%	1.040	0.110	-0.09	16.02	16.50	1.117	0.128	22.2
Body Test Data at the worst case with Battery 2#(Separate 0mm)											
Top side	802.11a	64/5320	96.17%	1.040	0.891	0.03	10.71	11.50	1.199	1.111	22.2
U-NII-2C											
Body Test data Sensor on(Separate 0mm)											
Back side	802.11a	116/5580	96.17%	1.040	0.357	0.15	10.63	11.50	1.222	0.454	22.2
Right side	802.11a	116/5580	96.17%	1.040	0.075	0.06	10.63	11.50	1.222	0.096	22.2
Top side	802.11a	116/5580	96.17%	1.040	0.838	0.15	10.63	11.50	1.222	1.065	22.2
Top side	802.11a	100/5500	96.17%	1.040	0.871	0.18	10.62	11.50	1.225	1.109	22.2
Top side	802.11a	144/5720	96.17%	1.040	0.510	0.09	10.61	11.50	1.227	0.651	22.2
Body Test data Sensor off											
Back side 18mm	802.11a	108/5540	96.17%	1.040	0.080	0.01	15.96	16.50	1.132	0.094	22.2
Right side 16mm	802.11a	108/5540	96.17%	1.040	0.054	0.09	15.96	16.50	1.132	0.063	22.2
Top side 19mm	802.11a	108/5540	96.17%	1.040	0.203	-0.04	15.96	16.50	1.132	0.239	22.2

Unless otherwise agreed in writing, this document is issued by the Company subject to its General Conditions of Service printed overleaf, available on request or accessible at http://www.sgs.com/en/Terms-and-Conditions.aspx and, for electronic format documents, subject to Terms and Conditions for Electronic Documents at http://www.sgs.com/en/Terms-and-Conditions/Terms-e-Document.aspx. Attention is drawn to the limitation of liability, indemnification and jurisdiction issues defined therein. Any holder of this document is advised that information contained hereon reflects the Company's findings at the time of its intervention only and within the limits of Client's instructions, if any. The Company's sole responsibility is to its Client and this document does not exonerate parties to a transaction from exercising all their rights and obligations under the transaction documents. This document cannot be reproduced except in full, without prior written approval of the Company. Any unauthorized alteration, forgery or falsification of the content or appearance of this document is unlawful and offenders may be prosecuted to the fullest extent of the law. Unless otherwise stated the results shown in this test report refer only to the sample(s) tested and such sample(s) are retained for 30 days only.
Attention: To check the authenticity of testing /inspection report & certificate, please contact us at telephone: (86-755) 8307 1443, or email: CN.Doccheck@sgs.com
SGS-CSTC Standards Technical Services Co.,Ltd. Shenzhen Branch Testing Center-EEC Laboratory.
No.1 Workshop, M-10, Middle Section, Science & Technology Park, Shenzhen, China 518057 t (86-755) 26012053 f (86-755) 26710594 www.sgsgroup.com.cn
中国·深圳·科技园中区M-10栋一号厂房 邮编: 518057 t (86-755) 26012053 f (86-755) 26710594 sgs.china@sgs.com
Member of the SGS Group (SGS SA)

U-NII-3											
Body Test data Sensor on(Separate 0mm)											
Back side	802.11a	157/5785	96.17%	1.040	0.292	0.06	10.59	11.50	1.233	0.374	22.2
Right side	802.11a	157/5785	96.17%	1.040	0.045	0.01	10.59	11.50	1.233	0.057	22.2
Top side	802.11a	157/5785	96.17%	1.040	0.491	0.02	10.59	11.50	1.233	0.630	22.2
Body Test data Sensor off											
Back side 18mm	802.11a	149/5745	96.17%	1.040	0.074	0.07	15.97	16.50	1.130	0.087	22.2
Right side 16mm	802.11a	149/5745	96.17%	1.040	0.039	0.08	15.97	16.50	1.130	0.046	22.2
Top side 19mm	802.11a	149/5745	96.17%	1.040	0.151	0.02	15.97	16.50	1.130	0.177	22.2

Table 25：SAR of WIFI 5G.

Note:

1) The maximum Scaled SAR value is marked in bold. Graph Results refer to Appendix B

2) If the reported (scaled) SAR measured at the middle channel or highest output power channel for each test configuration is ≤ 0.8 W/kg then testing at the other channels is not required for such test configuration(s).

3) When the same maximum output power is specified for both bands, begin SAR measurement in U-NII-2A band by applying the OFDM SAR requirements. As the highest reported SAR for a test configuration is ≤ 1.2 W/kg, SAR is not required for U-NII-1 band for that configuration;

Mode	tune up (dBm)	tune up (mW)	Max report SAR(W/Kg)	Adjusted SAR(W/Kg)	Required other mode SAR Test
802.11a 20M (U-NII-2A)	11.50	14.13	1.195	/	Yes
802.11a 20M (U-NII-1)	11.50	14.13	/	1.195	No

Unless otherwise agreed in writing, this document is issued by the Company subject to its General Conditions of Service printed overleaf, available on request or accessible at http://www.sgs.com/en/Terms-and-Conditions.aspx and, for electronic format documents, subject to Terms and Conditions for Electronic Documents at http://www.sgs.com/en/Terms-and-Conditions/Terms-e-Document.aspx. Attention is drawn to the limitation of liability, indemnification and jurisdiction issues defined therein. Any holder of this document is advised that information contained hereon reflects the Company's findings at the time of its intervention only and within the limits of Client's instructions, if any. The Company's sole responsibility is to its Client and this document does not exonerate parties to a transaction from exercising all their rights and obligations under the transaction documents. This document cannot be reproduced except in full, without prior written approval of the Company. Any unauthorized alteration, forgery or falsification of the content or appearance of this document is unlawful and offenders may be prosecuted to the fullest extent of the law. Unless otherwise stated the results shown in this test report refer only to the sample(s) tested and such sample(s) are retained for 30 days only.
Attention: To check the authenticity of testing /inspection report & certificate, please contact us at telephone: (86-755) 8307 1443, or email: CN.Doccheck@sgs.com
SGS-CSTC Standards Technical Services Co.,Ltd. Shenzhen Branch Testing Center-EEC Laboratory.
No.1 Workshop, M-10, Middle Section, Science & Technology Park, Shenzhen, China 518057 t (86-755) 26012053 f (86-755) 26710594 www.sgsgroup.com.cn
中国·深圳·科技园中区M-10栋一号厂房 邮编: 518057 t (86-755) 26012053 f (86-755) 26710594 sgs.china@sgs.com
Member of the SGS Group (SGS SA)

4) Per KDB248227D01,as the highest reported SAR for the initial test configuration is adjusted by the ratio of the subsequent test configuration to initial test configuration specified maximum output power and the adjusted SAR is ≤ 1.2 W/kg, SAR test for the other 802.11 modes are not required.

Mode	tune up (dBm)	tune up (mW)	Max report SAR(W/Kg)	Adjusted SAR(W/Kg)	Required other mode SAR Test
U-NII-2A					
802.11a 20M	11.50	14.13	1.195	/	Yes
802.11n 20M	11.50	14.13	/	1.195	No
802.11n 40M	10.50	11.22	/	0.949	No
802.11ac 20M	11.00	12.59	/	1.065	No
802.11ac 40M	10.50	11.22	/	0.949	No
802.11ac 80M	9.50	8.91	/	0.754	No
U-NII-2C					
802.11a 20M	11.50	14.13	1.109	/	Yes
802.11n 20M	11.50	14.13	/	1.109	No
802.11n 40M	10.50	11.22	/	0.881	No
802.11ac 20M	11.00	12.59	/	0.988	No
802.11ac 40M	10.50	11.22	/	0.881	No
802.11ac 80M	9.50	8.91	/	0.700	No
U-NII-3					
802.11a 20M	11.50	14.13	0.630	/	Yes
802.11n 20M	11.50	14.13	/	0.630	No
802.11n 40M	10.50	11.22	/	0.500	No
802.11ac 20M	11.00	12.59	/	0.561	No
802.11ac 40M	10.50	11.22	/	0.500	No
802.11ac 80M	9.50	8.91	/	0.398	No

Test Position	**Channel/ Frequency (MHz)**	**Measured SAR (1g)**	**1st Repeated SAR (1g)**	**Ratio**	**2nd Repeated SAR (1g)**	**3rd Repeated SAR (1g)**
Top Side 0mm	64/5320	0.958	0.913	1.049	N/A	N/A
1) When the original highest measured SAR is ≥ 0.80 W/kg, the measurement was repeated once.						
2) A second repeated measurement was preformed only if the ratio of largest to smallest SAR for the original and first repeated measurements was > 1.20 or when the original or repeated measurement was ≥ 1.45 W/kg (~ 10% from the 1-g SAR limit).						
3) A third repeated measurement was performed only if the original, first or second repeated measurement was≥ 1.5 W/kg and the ratio of largest to smallest SAR for the original, first and second repeated measurements is > 1.20.						
4) Repeated measurements are not required when the original highest measured SAR is < 0.80 W/kg						

Unless otherwise agreed in writing, this document is issued by the Company subject to its General Conditions of Service printed overleaf, available on request or accessible at http://www.sgs.com/en/Terms-and-Conditions.aspx and, for electronic format documents, subject to Terms and Conditions for Electronic Documents at http://www.sgs.com/en/Terms-and-Conditions/Terms-e-Document.aspx. Attention is drawn to the limitation of liability, indemnification and jurisdiction issues defined therein. Any holder of this document is advised that information contained hereon reflects the Company's findings at the time of its intervention only and within the limits of Client's instructions, if any. The Company's sole responsibility is to its Client and this document does not exonerate parties to a transaction from exercising all their rights and obligations under the transaction documents. This document cannot be reproduced except in full, without prior written approval of the Company. Any unauthorized alteration, forgery or falsification of the content or appearance of this document is unlawful and offenders may be prosecuted to the fullest extent of the law. Unless otherwise stated the results shown in this test report refer only to the sample(s) tested and such sample(s) are retained for 30 days only.
Attention: To check the authenticity of testing /inspection report & certificate, please contact us at telephone: (86-755) 8307 1443, or email: CN.Doccheck@sgs.com
SGS-CSTC Standards Technical Services Co.,Ltd. Shenzhen Branch Testing Center-EEC Laboratory.
No.1 Workshop, M-10, Middle Section, Science & Technology Park, Shenzhen, China 518057 t (86-755) 26012053 f (86-755) 26710594 www.sgsgroup.com.cn
中国·深圳·科技园中区M-10栋一号厂房 邮编: 518057 t (86-755) 26012053 f (86-755) 26710594 sgs.china@sgs.com
Member of the SGS Group (SGS SA)

5.3.1 SAR Result of BT

Test position	Test mode	Test Ch./Freq.	Duty Cycle	Duty Cycle Scaled factor	SAR (W/kg)1-g	Power drift (dB)	Conducted power (dBm)	Tune up Limit (dBm)	Scaled factor	Scaled SAR (W/kg)	Liquid Temp. (℃)
Body Test data(Separate 0mm)											
Back side	GFSK	78/2480	76.54%	1.307	0.407	0.12	8.82	10.00	1.312	**0.698**	22
Right side	GFSK	78/2480	76.54%	1.307	0.181	-0.10	8.82	10.00	1.312	0.310	22
Top side	GFSK	78/2480	76.54%	1.307	0.074	0.06	8.82	10.00	1.312	0.127	22
Body Test Data at the worst case with Battery 2#(Separate 0mm)											
Back side	GFSK	78/2480	76.54%	1.307	0.400	0.11	8.82	10.00	1.312	0.686	22

Table 26：SAR of BT.

Note:

1) The maximum Scaled SAR value is marked in bold. Graph Results refer to Appendix B

Unless otherwise agreed in writing, this document is issued by the Company subject to its General Conditions of Service printed overleaf, available on request or accessible at http://www.sgs.com/en/Terms-and-Conditions.aspx and, for electronic format documents, subject to Terms and Conditions for Electronic Documents at http://www.sgs.com/en/Terms-and-Conditions/Terms-e-Document.aspx. Attention is drawn to the limitation of liability, indemnification and jurisdiction issues defined therein. Any holder of this document is advised that information contained hereon reflects the Company's findings at the time of its intervention only and within the limits of Client's instructions, if any. The Company's sole responsibility is to its Client and this document does not exonerate parties to a transaction from exercising all their rights and obligations under the transaction documents. This document cannot be reproduced except in full, without prior written approval of the Company. Any unauthorized alteration, forgery or falsification of the content or appearance of this document is unlawful and offenders may be prosecuted to the fullest extent of the law. Unless otherwise stated the results shown in this test report refer only to the sample(s) tested and such sample(s) are retained for 30 days only.
Attention: To check the authenticity of testing /inspection report & certificate, please contact us at telephone: (86-755) 8307 1443, or email: CN.Doccheck@sgs.com
SGS-CSTC Standards Technical Services Co.,Ltd. Shenzhen Branch Testing Center-EEC Laboratory.
No.1 Workshop, M-10, Middle Section, Science & Technology Park, Shenzhen, China 518057 t (86-755) 26012053 f (86-755) 26710594 www.sgsgroup.com.cn
中国·深圳·科技园中区M-10栋一号厂房 邮编: 518057 t (86-755) 26012053 f (86-755) 26710594 sgs.china@sgs.com
Member of the SGS Group (SGS SA)

5.4 Multiple Transmitter Evaluation

5.4.1 Simultaneous SAR SAR test evaluation

1) Simultaneous Transmission

NO.	Simultaneous Transmission Configuration	Body
1	GSM + WiFi	Yes
2	GSM + BT	Yes
3	WCDMA + WiFi	Yes
4	WCDMA + BT	Yes
5	LTE + WiFi	Yes
6	LTE + BT	Yes
7	2.4GHz/5GHz WiFi +BT (They share the same antenna and cannot transmit at the same time by design.)	No

Unless otherwise agreed in writing, this document is issued by the Company subject to its General Conditions of Service printed overleaf, available on request or accessible at http://www.sgs.com/en/Terms-and-Conditions.aspx and, for electronic format documents, subject to Terms and Conditions for Electronic Documents at http://www.sgs.com/en/Terms-and-Conditions/Terms-e-Document.aspx. Attention is drawn to the limitation of liability, indemnification and jurisdiction issues defined therein. Any holder of this document is advised that information contained hereon reflects the Company's findings at the time of its intervention only and within the limits of Client's instructions, if any. The Company's sole responsibility is to its Client and this document does not exonerate parties to a transaction from exercising all their rights and obligations under the transaction documents. This document cannot be reproduced except in full, without prior written approval of the Company. Any unauthorized alteration, forgery or falsification of the content or appearance of this document is unlawful and offenders may be prosecuted to the fullest extent of the law. Unless otherwise stated the results shown in this test report refer only to the sample(s) tested and such sample(s) are retained for 30 days only.
Attention: To check the authenticity of testing /inspection report & certificate, please contact us at telephone: (86-755) 8307 1443, or email: CN.Doccheck@sgs.com
SGS-CSTC Standards Technical Services Co.,Ltd. Shenzhen Branch
No.1 Workshop, M-10, Middle Section, Science & Technology Park, Shenzhen, China 518057 t (86-755) 26012053 f (86-755) 26710594 www.sgsgroup.com.cn
中国·深圳·科技园中区M-10栋一号厂房 邮编: 518057 t (86-755) 26012053 f (86-755) 26710594 sgs.china@sgs.com
Member of the SGS Group (SGS SA)

5.4.2 Simultaneous Transmission SAR Summation Scenario

Test position		Main Antenna SARmax (W/kg)									WiFi/BT Antenna SARmax (W/kg)			Summed 1g SARmax (W/kg)	SPLSR
		GSM850	GSM1900	WCDMA Band II	WCDMA Band V	LTE Band 2	LTE Band 4	LTE Band 5	LTE Band 7	LTE Band 38	WLAN 2.4G	WLAN 5G	BT		
Body	Back	0.800	1.059	0.847	0.759	0.689	1.128	0.764	0.838	1.067	1.040	0.454	0.698	2.168	Yes
	Left	0.289	0.479	0.637	0.233	0.608	0.566	0.251	0.441	0.473	0.400	0.400	0.400	1.037	/
	Right	0.400	0.400	0.400	0.400	0.400	0.400	0.400	0.400	0.400	0.468	0.096	0.310	0.868	/
	Top	0.329	0.309	0.350	0.339	0.335	0.356	0.365	0.655	0.591	0.201	1.195	0.127	1.850	Yes
	Bottom	0.400	0.400	0.400	0.400	0.400	0.400	0.400	0.400	0.400	0.400	0.400	0.400	0.800	/

Test position	Main Antenna SARmax (W/kg)									WiFi Antenna SARmax (W/kg)	Summed 1g SARmax (W/kg)	SPLSR	Case No
	GSM850	GSM1900	WCDMA Band II	WCDMA Band V	LTE Band 2	LTE Band 4	LTE Band 5	LTE Band 7	LTE Band 38	WLAN 2.4G			
Back	0.800	/	/	/	/	/	/	/	/	1.040	1.840	0.025	1#
Top	0.329	/	/	/	/	/	/	/	/	0.201	0.530	/	/
Back	/	1.059	/	/	/	/	/	/	/	1.040	2.099	0.025	2#
Top	/	0.309	/	/	/	/	/	/	/	0.201	0.510	/	/
Back	/	/	0.847	/	/	/	/	/	/	1.040	1.887	0.022	3#
Top	/	/	0.350	/	/	/	/	/	/	0.201	0.551	/	/
Back	/	/	/	0.759	/	/	/	/	/	1.040	1.799	0.026	4#
Top	/	/	/	0.339	/	/	/	/	/	0.201	0.540	/	/
Back	/	/	/	/	0.689	/	/	/	/	1.040	1.729	0.019	5#
Top	/	/	/	/	0.335	/	/	/	/	0.201	0.536	/	/
Back	/	/	/	/	/	1.128	/	/	/	1.040	2.168	0.027	6#
Top	/	/	/	/	/	0.356	/	/	/	0.201	0.557	/	/
Back	/	/	/	/	/	/	0.764	/	/	1.040	1.804	0.025	7#
Top	/	/	/	/	/	/	0.365	/	/	0.201	0.566	/	/
Back	/	/	/	/	/	/	/	0.838	/	1.040	1.878	0.021	8#
Top	/	/	/	/	/	/	/	0.655	/	0.201	0.856	/	/
Back	/	/	/	/	/	/	/	/	1.067	1.040	2.107	0.025	9#
Top	/	/	/	/	/	/	/	/	0.591	0.201	0.792	/	/

Unless otherwise agreed in writing, this document is issued by the Company subject to its General Conditions of Service printed overleaf, available on request or accessible at http://www.sgs.com/en/Terms-and-Conditions.aspx and, for electronic format documents, subject to Terms and Conditions for Electronic Documents at http://www.sgs.com/en/Terms-and-Conditions/Terms-e-Document.aspx. Attention is drawn to the limitation of liability, indemnification and jurisdiction issues defined therein. Any holder of this document is advised that information contained hereon reflects the Company's findings at the time of its intervention only and within the limits of Client's instructions, if any. The Company's sole responsibility is to its Client and this document does not exonerate parties to a transaction from exercising all their rights and obligations under the transaction documents. This document cannot be reproduced except in full, without prior written approval of the Company. Any unauthorized alteration, forgery or falsification of the content or appearance of this document is unlawful and offenders may be prosecuted to the fullest extent of the law. Unless otherwise stated the results shown in this test report refer only to the sample(s) tested and such sample(s) are retained for 30 days only.
Attention: To check the authenticity of testing /inspection report & certificate, please contact us at telephone: (86-755) 8307 1443, or email: CN.Doccheck@sgs.com
SGS-CSTC Standards Technical Services Co., Ltd. Shenzhen Branch Testing Center-EEC Laboratory.
No.1 Workshop, M-10, Middle Section, Science & Technology Park, Shenzhen, China 518057 t (86-755) 26012053 f (86-755) 26710594 www.sgsgroup.com.cn
中国·深圳·科技园中区M-10栋一号厂房 邮编: 518057 t (86-755) 26012053 f (86-755) 26710594 sgs.china@sgs.com
Member of the SGS Group (SGS SA)

Test position	Main Antenna SARmax (W/kg)									WiFi Antenna SARmax (W/kg)	Summed 1g SARmax (W/kg)	SPLSR	Case No
	GSM850	GSM1900	WCDMA Band II	WCDMA Band V	LTE Band 2	LTE Band 4	LTE Band 5	LTE Band 7	LTE Band 38	WLAN 5G			
Back	0.800	/	/	/	/	/	/	/	/	0.454	1.254	/	/
Top	0.329	/	/	/	/	/	/	/	/	1.195	1.524	/	/
Back	/	1.059	/	/	/	/	/	/	/	0.454	1.513	/	/
Top	/	0.309	/	/	/	/	/	/	/	1.195	1.504	/	/
Back	/	/	0.847	/	/	/	/	/	/	0.454	1.301	/	/
Top	/	/	0.350	/	/	/	/	/	/	1.195	1.545	/	/
Back	/	/	/	0.759	/	/	/	/	/	0.454	1.213	/	/
Top	/	/	/	0.339	/	/	/	/	/	1.195	1.534	/	/
Back	/	/	/	/	0.689	/	/	/	/	0.454	1.143	/	/
Top	/	/	/	/	0.335	/	/	/	/	1.195	1.530	/	/
Back	/	/	/	/	/	1.128	/	/	/	0.454	1.582	/	/
Top	/	/	/	/	/	0.356	/	/	/	1.195	1.551	/	/
Back	/	/	/	/	/	/	0.764	/	/	0.454	1.218	/	/
Top	/	/	/	/	/	/	0.365	/	/	1.195	1.560	/	/
Back	/	/	/	/	/	/	/	0.838	/	0.454	1.292	/	/
Top	/	/	/	/	/	/	/	0.655	/	1.195	1.850	0.021	13#
Back	/	/	/	/	/	/	/	/	1.067	0.454	1.521	/	/
Top	/	/	/	/	/	/	/	/	0.591	1.195	1.786	0.020	14#

Test position	Main Antenna SARmax (W/kg)									BT Antenna SARmax (W/kg)	Summed 1g SARmax (W/kg)	SPLSR	Case No
	GSM850	GSM1900	WCDMA Band II	WCDMA Band V	LTE Band 2	LTE Band 4	LTE Band 5	LTE Band 7	LTE Band 38	BT			
Back	0.800	/	/	/	/	/	/	/	/	0.698	1.498	/	/
Top	0.329	/	/	/	/	/	/	/	/	0.127	0.456	/	/
Back	/	1.059	/	/	/	/	/	/	/	0.698	1.757	0.019	10#
Top	/	0.309	/	/	/	/	/	/	/	0.127	0.436	/	/
Back	/	/	0.847	/	/	/	/	/	/	0.698	1.545	/	/
Top	/	/	0.350	/	/	/	/	/	/	0.127	0.477	/	/
Back	/	/	/	0.759	/	/	/	/	/	0.698	1.457	/	/
Top	/	/	/	0.339	/	/	/	/	/	0.127	0.466	/	/
Back	/	/	/	/	0.689	/	/	/	/	0.698	1.387	/	/
Top	/	/	/	/	0.335	/	/	/	/	0.127	0.462	/	/
Back	/	/	/	/	/	1.128	/	/	/	0.698	1.826	0.021	11#
Top	/	/	/	/	/	0.356	/	/	/	0.127	0.483	/	/
Back	/	/	/	/	/	/	0.764	/	/	0.698	1.462	/	/
Top	/	/	/	/	/	/	0.365	/	/	0.127	0.492	/	/
Back	/	/	/	/	/	/	/	0.838	/	0.698	1.536	/	/
Top	/	/	/	/	/	/	/	0.655	/	0.127	0.782	/	/
Back	/	/	/	/	/	/	/	/	1.067	0.698	1.765	0.019	12#
Top	/	/	/	/	/	/	/	/	0.591	0.127	0.718	/	/

Unless otherwise agreed in writing, this document is issued by the Company subject to its General Conditions of Service printed overleaf, available on request or accessible at http://www.sgs.com/en/Terms-and-Conditions.aspx and, for electronic format documents, subject to Terms and Conditions for Electronic Documents at http://www.sgs.com/en/Terms-and-Conditions/Terms-e-Document.aspx. Attention is drawn to the limitation of liability, indemnification and jurisdiction issues defined therein. Any holder of this document is advised that information contained hereon reflects the Company's findings at the time of its intervention only and within the limits of Client's instructions, if any. The Company's sole responsibility is to its Client and this document does not exonerate parties to a transaction from exercising all their rights and obligations under the transaction documents. This document cannot be reproduced except in full, without prior written approval of the Company. Any unauthorized alteration, forgery or falsification of the content or appearance of this document is unlawful and offenders may be prosecuted to the fullest extent of the law. Unless otherwise stated the results shown in this test report refer only to the sample(s) tested and such sample(s) are retained for 30 days only.
Attention: To check the authenticity of testing /inspection report & certificate, please contact us at telephone: (86-755) 8307 1443, or email: CN.Doccheck@sgs.com
No.1 Workshop, M-10, Middle Section, Science & Technology Park, Shenzhen, China 518057 t (86-755) 26012053 f (86-755) 26710594 www.sgsgroup.com.cn
中国·深圳·科技园中区M-10栋一号厂房 邮编: 518057 t (86-755) 26012053 f (86-755) 26710594 sgs.china@sgs.com
Member of the SGS Group (SGS SA)

5.4.3 SPLSR Evaluation Analysis

According to KDB447498 D01v06, When the sum of SAR is larger than the limit, SAR test exclusion is determined by the SAR to peak location separation ratio(SPLSR).When the SAR to peak location ratio for each pair of antennas is ≤1-g 0.04 and 10-g 0.10，simultaneous SAR evaluation is not required.
When SAR is measured for both antennas in the pair, the peak location separation distance is computed by the following fomula:

$$\text{Distance}_{Tx1\text{-}Tx2} = R_i = \sqrt{(x_1 - x_2)^2 + (y_1 - y_2)^2 + (z_1 - z_2)^2}$$

$$\text{SPLS Ratio} = (SAR_1 + SAR_2)^{1.5}/R_i$$

Case No.	Position	Band	SAR (W/kg)	SAR peak location (cm)			3D distance (mm)	Summed SAR (W/kg)	SPLSR Results	Simultaneous SAR
				X	Y	Z				
1#	Back side	GSM 850	0.800	-3.85	0.3	-0.42	100.703	**1.840**	0.025	Not Required
		WIFI 2.4G	1.040	6.22	0.26	-0.35				

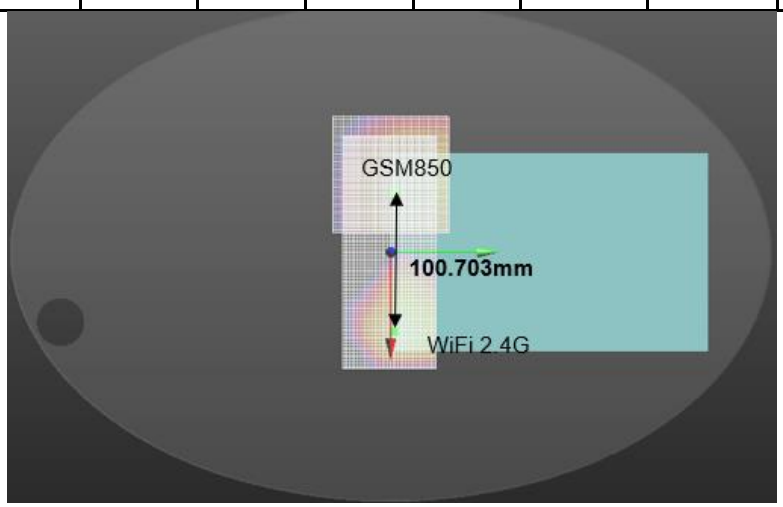

Unless otherwise agreed in writing, this document is issued by the Company subject to its General Conditions of Service printed overleaf, available on request or accessible at http://www.sgs.com/en/Terms-and-Conditions.aspx and, for electronic format documents, subject to Terms and Conditions for Electronic Documents at http://www.sgs.com/en/Terms-and-Conditions/Terms-e-Document.aspx. Attention is drawn to the limitation of liability, indemnification and jurisdiction issues defined therein. Any holder of this document is advised that information contained hereon reflects the Company's findings at the time of its intervention only and within the limits of Client's instructions, if any. The Company's sole responsibility is to its Client and this document does not exonerate parties to a transaction from exercising all their rights and obligations under the transaction documents. This document cannot be reproduced except in full, without prior written approval of the Company. Any unauthorized alteration, forgery or falsification of the content or appearance of this document is unlawful and offenders may be prosecuted to the fullest extent of the law. Unless otherwise stated the results shown in this test report refer only to the sample(s) tested and such sample(s) are retained for 30 days only.
Attention: To check the authenticity of testing /inspection report & certificate, please contact us at telephone: (86-755) 8307 1443, or email: CN.Doccheck@sgs.com
SGS-CSTC Standards Technical Services Co.,Ltd. Shenzhen Branch
No.1 Workshop, M-10, Middle Section, Science & Technology Park, Shenzhen, China 518057 t (86-755) 26012053 f (86-755) 26710594 www.sgsgroup.com.cn
中国·深圳·科技园中区M-10栋一号厂房 邮编: 518057 t (86-755) 26012053 f (86-755) 26710594 sgs.china@sgs.com
Member of the SGS Group (SGS SA)

Case No.	Position	Band	SAR (W/kg)	SAR peak location (cm)			3D distance (mm)	Summed SAR (W/kg)	SPLSR Results	Simultaneous SAR
				X	Y	Z				
2#	Back side	GSM 1900	1.059	-6.01	0.68	-0.42	122.374	**2.099**	0.025	Not Required
		WIFI 2.4G	1.040	6.22	0.26	-0.35				

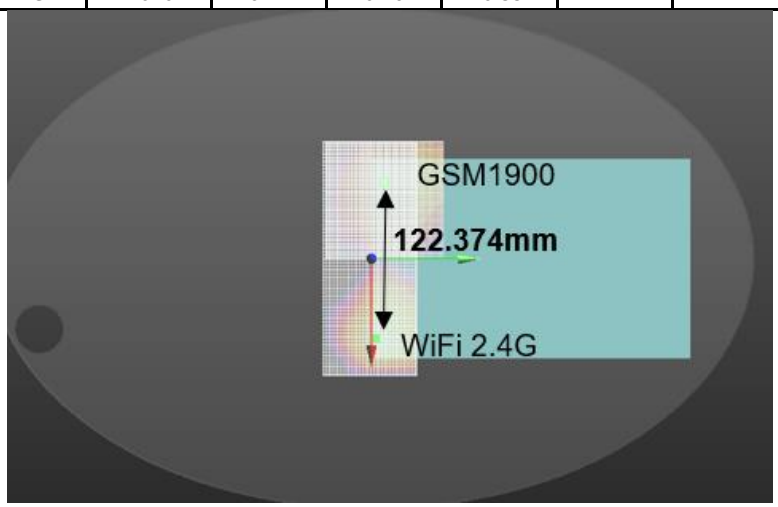

Case No.	Position	Band	SAR (W/kg)	SAR peak location (cm)			3D distance (mm)	Summed SAR (W/kg)	SPLSR Results	Simultaneous SAR
				X	Y	Z				
3#	Back side	WCDMA Band II	0.847	-5.7	0.37	-0.44	119.208	**1.887**	0.022	Not Required
		WIFI 2.4G	1.040	6.22	0.26	-0.35				



Unless otherwise agreed in writing, this document is issued by the Company subject to its General Conditions of Service printed overleaf, available on request or accessible at http://www.sgs.com/en/Terms-and-Conditions.aspx and, for electronic format documents, subject to Terms and Conditions for Electronic Documents at http://www.sgs.com/en/Terms-and-Conditions/Terms-e-Document.aspx. Attention is drawn to the limitation of liability, indemnification and jurisdiction issues defined therein. Any holder of this document is advised that information contained hereon reflects the Company's findings at the time of its intervention only and within the limits of Client's instructions, if any. The Company's sole responsibility is to its Client and this document does not exonerate parties to a transaction from exercising all their rights and obligations under the transaction documents. This document cannot be reproduced except in full, without prior written approval of the Company. Any unauthorized alteration, forgery or falsification of the content or appearance of this document is unlawful and offenders may be prosecuted to the fullest extent of the law. Unless otherwise stated the results shown in this test report refer only to the sample(s) tested and such sample(s) are retained for 30 days only.
Attention: To check the authenticity of testing /inspection report & certificate, please contact us at telephone: (86-755) 8307 1443, or email: CN.Doccheck@sgs.com
No.1 Workshop, M-10, Middle Section, Science & Technology Park, Shenzhen, China 518057 t (86–755) 26012053 f (86–755) 26710594 www.sgsgroup.com.cn
中国·深圳·科技园中区M–10栋一号厂房 邮编: 518057 t (86–755) 26012053 f (86–755) 26710594 sgs.china@sgs.com
Member of the SGS Group (SGS SA)

Case No.	Position	Band	SAR (W/kg)	SAR peak location (cm)			3D distance (mm)	Summed SAR (W/kg)	SPLSR Results	Simultaneous SAR
				X	Y	Z				
4#	Back side	WCDMA Band V	0.759	-2.9	0.3	-0.44	91.205	**1.799**	0.026	Not Required
		WIFI 2.4G	1.040	6.22	0.26	-0.35				

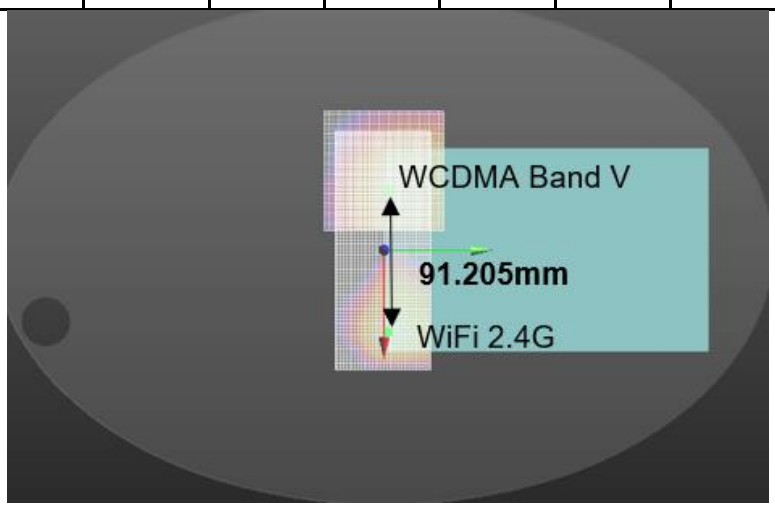

Case No.	Position	Band	SAR (W/kg)	SAR peak location (cm)			3D distance (mm)	Summed SAR (W/kg)	SPLSR Results	Simultaneous SAR
				X	Y	Z				
5#	Back side	LTE Band 2	0.689	-5.44	0.61	-0.4	116.654	**1.729**	0.019	Not Required
		WIFI 2.4G	1.040	6.22	0.26	-0.35				

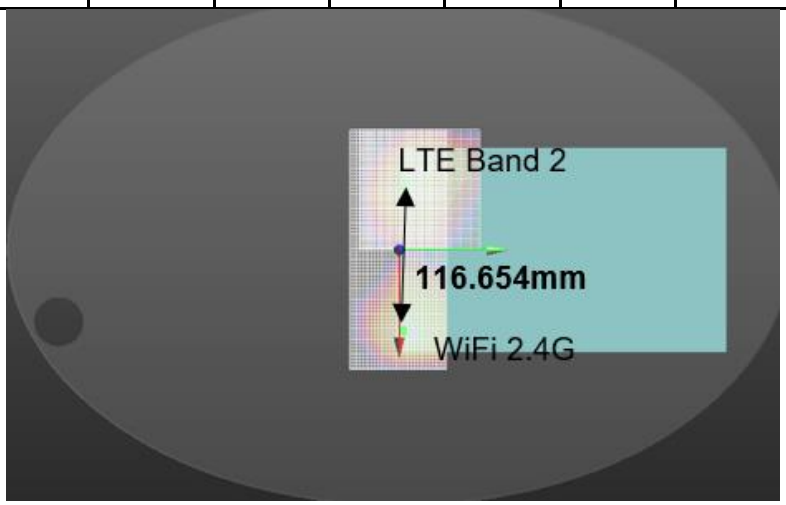

Unless otherwise agreed in writing, this document is issued by the Company subject to its General Conditions of Service printed overleaf, available on request or accessible at http://www.sgs.com/en/Terms-and-Conditions.aspx and, for electronic format documents, subject to Terms and Conditions for Electronic Documents at http://www.sgs.com/en/Terms-and-Conditions/Terms-e-Document.aspx. Attention is drawn to the limitation of liability, indemnification and jurisdiction issues defined therein. Any holder of this document is advised that information contained hereon reflects the Company's findings at the time of its intervention only and within the limits of Client's instructions, if any. The Company's sole responsibility is to its Client and this document does not exonerate parties to a transaction from exercising all their rights and obligations under the transaction documents. This document cannot be reproduced except in full, without prior written approval of the Company. Any unauthorized alteration, forgery or falsification of the content or appearance of this document is unlawful and offenders may be prosecuted to the fullest extent of the law. Unless otherwise stated the results shown in this test report refer only to the sample(s) tested and such sample(s) are retained for 30 days only.
Attention: To check the authenticity of testing /inspection report & certificate, please contact us at telephone: (86-755) 8307 1443, or email: CN.Doccheck@sgs.com
SGS-CSTC Standards Technical Services Co.,Ltd. Shenzhen Branch
No.1 Workshop, M-10, Middle Section, Science & Technology Park, Shenzhen, China 518057 t (86-755) 26012053 f (86-755) 26710594 www.sgsgroup.com.cn
中国·深圳·科技园中区M-10栋一号厂房 邮编: 518057 t (86-755) 26012053 f (86-755) 26710594 sgs.china@sgs.com
Member of the SGS Group (SGS SA)

Case No.	Position	Band	SAR (W/kg)	SAR peak location (cm)			3D distance (mm)	Summed SAR (W/kg)	SPLSR Results	Simultaneous SAR
				X	Y	Z				
6#	Back side	LTE Band 4	1.128	-5.55	0.75	-0.42	117.804	**2.168**	0.027	Not Required
		WIFI 2.4G	1.040	6.22	0.26	-0.35				

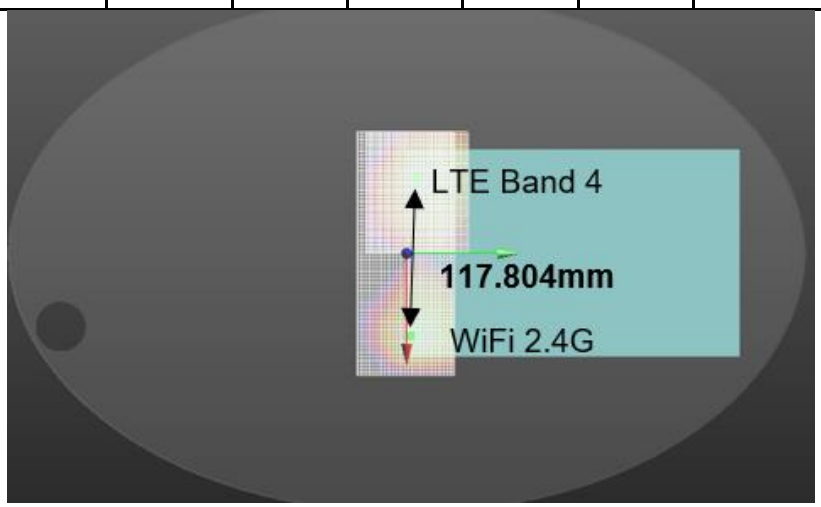

Case No.	Position	Band	SAR (W/kg)	SAR peak location (cm)			3D distance (mm)	Summed SAR (W/kg)	SPLSR Results	Simultaneous SAR
				X	Y	Z				
7#	Back side	LTE Band 5	0.764	-3.35	0.5	-0.4	95.731	**1.804**	0.025	Not Required
		WIFI 2.4G	1.040	6.22	0.26	-0.35				

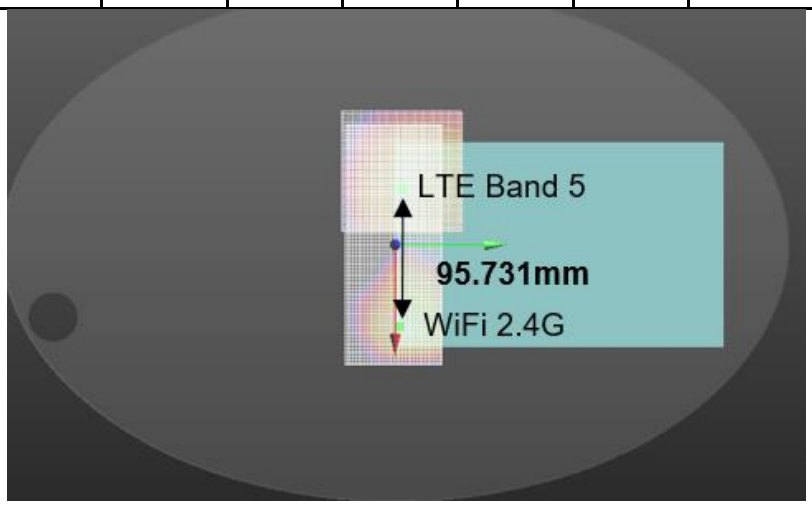

Unless otherwise agreed in writing, this document is issued by the Company subject to its General Conditions of Service printed overleaf, available on request or accessible at http://www.sgs.com/en/Terms-and-Conditions.aspx and, for electronic format documents, subject to Terms and Conditions for Electronic Documents at http://www.sgs.com/en/Terms-and-Conditions/Terms-e-Document.aspx. Attention is drawn to the limitation of liability, indemnification and jurisdiction issues defined therein. Any holder of this document is advised that information contained hereon reflects the Company's findings at the time of its intervention only and within the limits of Client's instructions, if any. The Company's sole responsibility is to its Client and this document does not exonerate parties to a transaction from exercising all their rights and obligations under the transaction documents. This document cannot be reproduced except in full, without prior written approval of the Company. Any unauthorized alteration, forgery or falsification of the content or appearance of this document is unlawful and offenders may be prosecuted to the fullest extent of the law. Unless otherwise stated the results shown in this test report refer only to the sample(s) tested and such sample(s) are retained for 30 days only.
Attention: To check the authenticity of testing /inspection report & certificate, please contact us at telephone: (86-755) 8307 1443, or email: CN.Doccheck@sgs.com
No.1 Workshop, M-10, Middle Section, Science & Technology Park, Shenzhen, China 518057 t (86–755) 26012053 f (86–755) 26710594 www.sgsgroup.com.cn
中国·深圳·科技园中区M–10栋一号厂房 邮编: 518057 t (86–755) 26012053 f (86–755) 26710594 sgs.china@sgs.com

Case No.	Position	Band	SAR (W/kg)	SAR peak location (cm)			3D distance (mm)	Summed SAR (W/kg)	SPLSR Results	Simultaneous SAR
				X	Y	Z				
8#	Back side	LTE Band 7	0.838	-5.86	0.24	-0.4	120.801	**1.878**	0.021	Not Required
		WIFI 2.4G	1.040	6.22	0.26	-0.35				

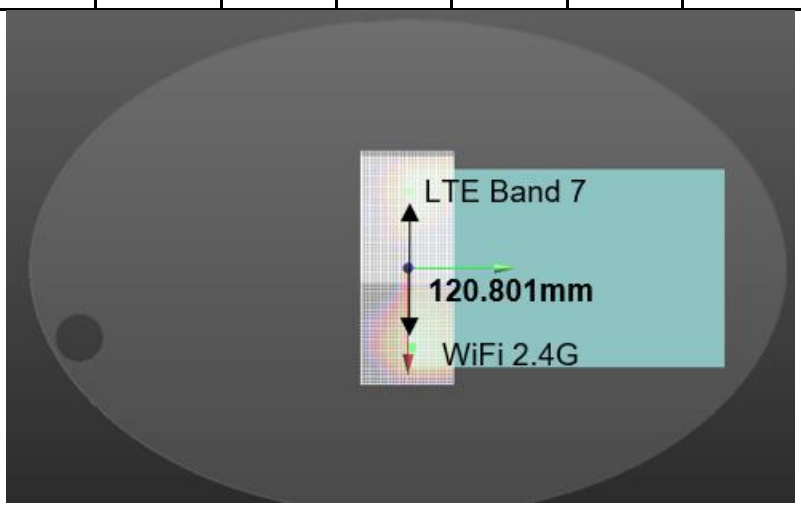

Case No.	Position	Band	SAR (W/kg)	SAR peak location (cm)			3D distance (mm)	Summed SAR (W/kg)	SPLSR Results	Simultaneous SAR
				X	Y	Z				
9#	Back side	LTE Band 38	1.067	-5.9	0.4	-0.36	121.208	**2.107**	0.025	Not Required
		WIFI 2.4G	1.040	6.22	0.26	-0.35				

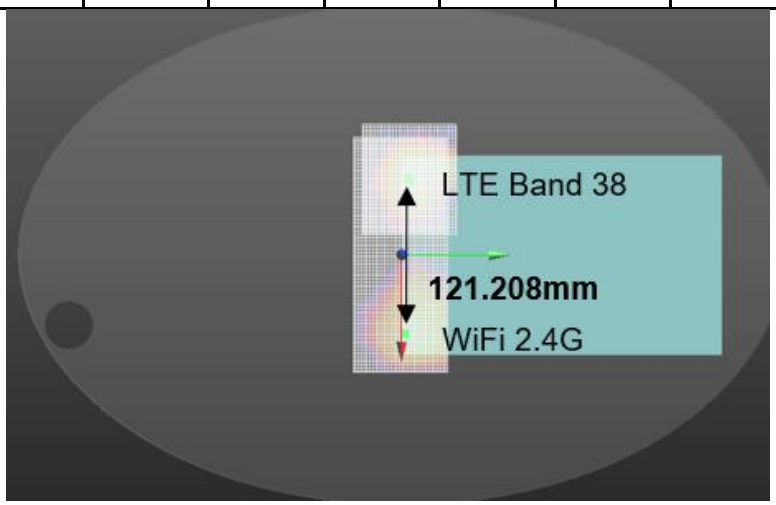

Unless otherwise agreed in writing, this document is issued by the Company subject to its General Conditions of Service printed overleaf, available on request or accessible at http://www.sgs.com/en/Terms-and-Conditions.aspx and, for electronic format documents, subject to Terms and Conditions for Electronic Documents at http://www.sgs.com/en/Terms-and-Conditions/Terms-e-Document.aspx. Attention is drawn to the limitation of liability, indemnification and jurisdiction issues defined therein. Any holder of this document is advised that information contained hereon reflects the Company's findings at the time of its intervention only and within the limits of Client's instructions, if any. The Company's sole responsibility is to its Client and this document does not exonerate parties to a transaction from exercising all their rights and obligations under the transaction documents. This document cannot be reproduced except in full, without prior written approval of the Company. Any unauthorized alteration, forgery or falsification of the content or appearance of this document is unlawful and offenders may be prosecuted to the fullest extent of the law. Unless otherwise stated the results shown in this test report refer only to the sample(s) tested and such sample(s) are retained for 30 days only.
Attention: To check the authenticity of testing /inspection report & certificate, please contact us at telephone: (86-755) 8307 1443, or email: CN.Doccheck@sgs.com
SGS-CSTC Standards Technical Services Co.,Ltd. Shenzhen Branch
No.1 Workshop, M-10, Middle Section, Science & Technology Park, Shenzhen, China 518057 t (86-755) 26012053 f (86-755) 26710594 www.sgsgroup.com.cn
中国·深圳·科技园中区M-10栋一号厂房 邮编: 518057 t (86-755) 26012053 f (86-755) 26710594 sgs.china@sgs.com
Member of the SGS Group (SGS SA)

Case No.	Position	Band	SAR (W/kg)	SAR peak location (cm)			3D distance (mm)	Summed SAR (W/kg)	SPLSR Results	Simultaneous SAR
				X	Y	Z				
10#	Back side	GSM 1900	1.059	-6.01	0.68	-0.42	124.536	**1.757**	0.019	Not Required
		Bluetooth	0.698	6.44	0.38	-0.44				

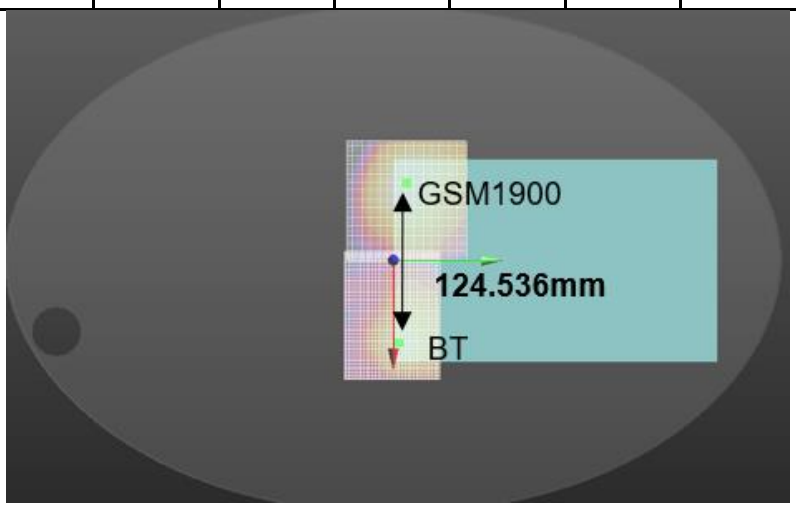

Case No.	Position	Band	SAR (W/kg)	SAR peak location (cm)			3D distance (mm)	Summed SAR (W/kg)	SPLSR Results	Simultaneous SAR
				X	Y	Z				
11#	Back side	LTE Band 4	1.128	-5.55	0.75	-0.42	119.957	**1.826**	0.021	Not Required
		Bluetooth	0.698	6.44	0.38	-0.44				

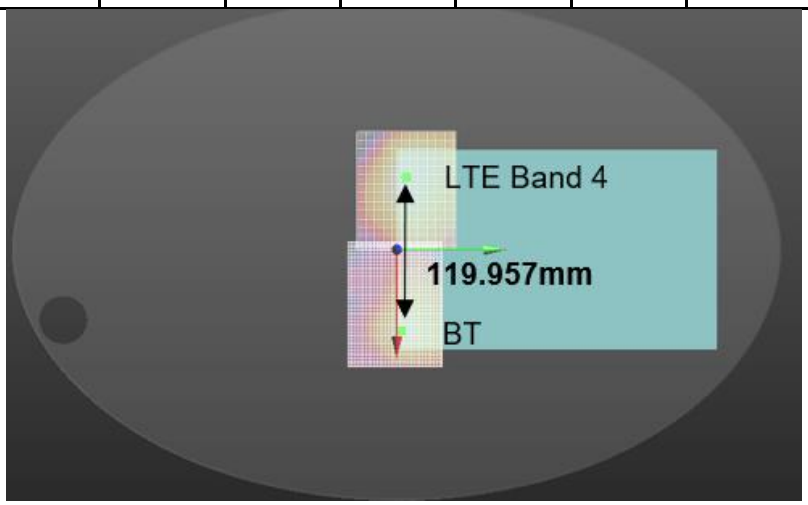

Unless otherwise agreed in writing, this document is issued by the Company subject to its General Conditions of Service printed overleaf, available on request or accessible at http://www.sgs.com/en/Terms-and-Conditions.aspx and, for electronic format documents, subject to Terms and Conditions for Electronic Documents at http://www.sgs.com/en/Terms-and-Conditions/Terms-e-Document.aspx. Attention is drawn to the limitation of liability, indemnification and jurisdiction issues defined therein. Any holder of this document is advised that information contained hereon reflects the Company's findings at the time of its intervention only and within the limits of Client's instructions, if any. The Company's sole responsibility is to its Client and this document does not exonerate parties to a transaction from exercising all their rights and obligations under the transaction documents. This document cannot be reproduced except in full, without prior written approval of the Company. Any unauthorized alteration, forgery or falsification of the content or appearance of this document is unlawful and offenders may be prosecuted to the fullest extent of the law. Unless otherwise stated the results shown in this test report refer only to the sample(s) tested and such sample(s) are retained for 30 days only.
Attention: To check the authenticity of testing /inspection report & certificate, please contact us at telephone: (86-755) 8307 1443, or email: CN.Doccheck@sgs.com
SGS-CSTC Standards Technical Services Co.,Ltd. Shenzhen Branch Testing Center-EEC Laboratory.
No.1 Workshop, M-10, Middle Section, Science & Technology Park, Shenzhen, China 518057 t (86-755) 26012053 f (86-755) 26710594 www.sgsgroup.com.cn
中国·深圳·科技园中区M-10栋一号厂房 邮编: 518057 t (86-755) 26012053 f (86-755) 26710594 sgs.china@sgs.com
Member of the SGS Group (SGS SA)

Case No.	Position	Band	SAR (W/kg)	SAR peak location (cm)			3D distance (mm)	Summed SAR (W/kg)	SPLSR Results	Simultaneous SAR
				X	Y	Z				
12#	Back side	LTE Band 38	1.067	-5.9	0.4	-0.36	123.403	**1.765**	0.019	Not Required
		Bluetooth	0.698	6.44	0.38	-0.44				

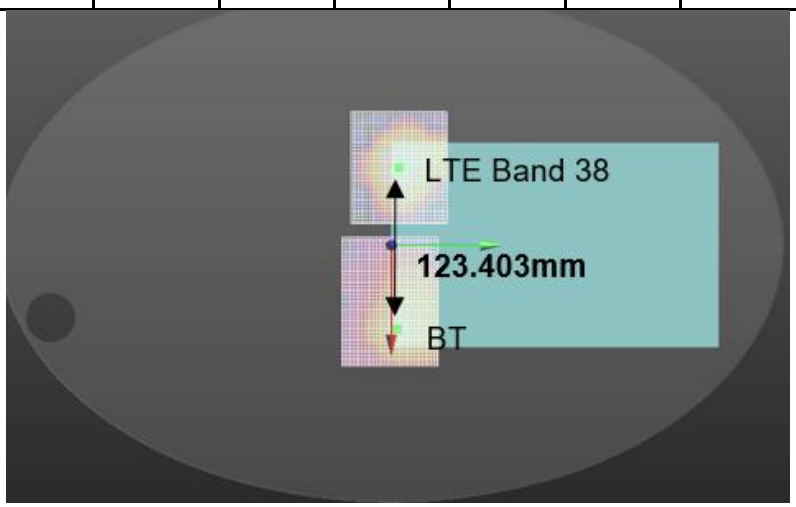

Case No.	Position	Band	SAR (W/kg)	SAR peak location (cm)			3D distance (mm)	Summed SAR (W/kg)	SPLSR Results	Simultaneous SAR
				X	Y	Z				
13#	Top side	LTE Band 7	0.655	-0.38	-5.8	-0.44	118.200	**1.850**	0.021	Not Required
		WIFI 5G	1.195	-0.38	6.02	-0.45				

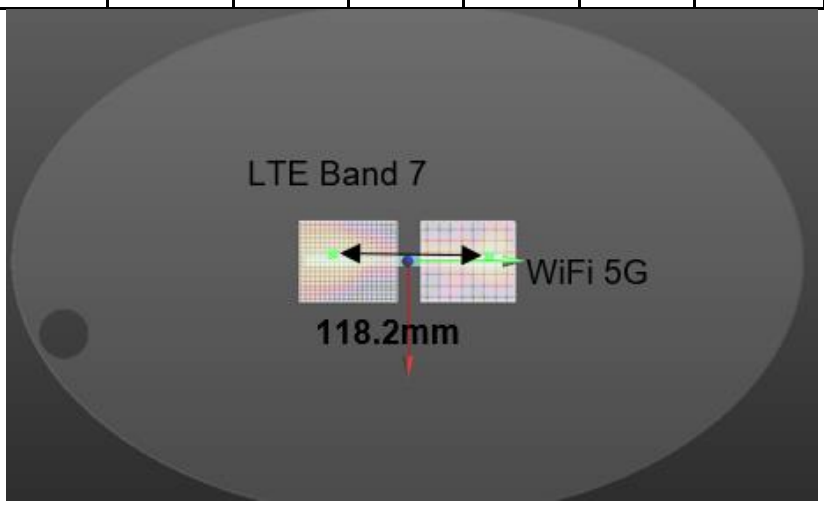

Unless otherwise agreed in writing, this document is issued by the Company subject to its General Conditions of Service printed overleaf, available on request or accessible at http://www.sgs.com/en/Terms-and-Conditions.aspx and, for electronic format documents, subject to Terms and Conditions for Electronic Documents at http://www.sgs.com/en/Terms-and-Conditions/Terms-e-Document.aspx. Attention is drawn to the limitation of liability, indemnification and jurisdiction issues defined therein. Any holder of this document is advised that information contained hereon reflects the Company's findings at the time of its intervention only and within the limits of Client's instructions, if any. The Company's sole responsibility is to its Client and this document does not exonerate parties to a transaction from exercising all their rights and obligations under the transaction documents. This document cannot be reproduced except in full, without prior written approval of the Company. Any unauthorized alteration, forgery or falsification of the content or appearance of this document is unlawful and offenders may be prosecuted to the fullest extent of the law. Unless otherwise stated the results shown in this test report refer only to the sample(s) tested and such sample(s) are retained for 30 days only.
Attention: To check the authenticity of testing /inspection report & certificate, please contact us at telephone: (86-755) 8307 1443, or email: CN.Doccheck@sgs.com
SGS-CSTC Standards Technical Services Co.,Ltd. Shenzhen Branch
No.1 Workshop, M-10, Middle Section, Science & Technology Park, Shenzhen, China 518057 t (86-755) 26012053 f (86-755) 26710594 www.sgsgroup.com.cn
中国·深圳·科技园中区M-10栋一号厂房 邮编: 518057 t (86-755) 26012053 f (86-755) 26710594 sgs.china@sgs.com
Member of the SGS Group (SGS SA)

Case No.	Position	Band	SAR (W/kg)	SAR peak location (cm)			3D distance (mm)	Summed SAR (W/kg)	SPLSR Results	Simultaneous SAR
				X	Y	Z				
14#	Top side	LTE Band 38	0.591	-0.38	-5.9	-0.44	119.200	**1.786**	0.020	Not Required
		WIFI 5G	1.195	-0.38	6.02	-0.45				

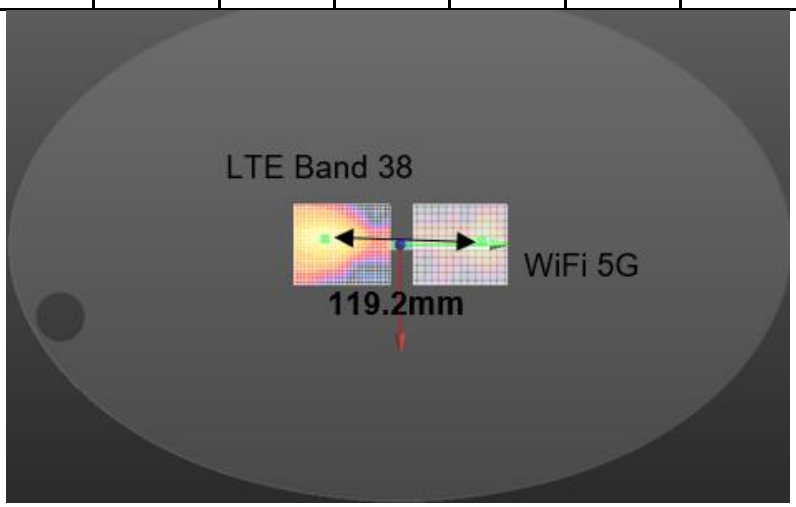

Unless otherwise agreed in writing, this document is issued by the Company subject to its General Conditions of Service printed overleaf, available on request or accessible at http://www.sgs.com/en/Terms-and-Conditions.aspx and, for electronic format documents, subject to Terms and Conditions for Electronic Documents at http://www.sgs.com/en/Terms-and-Conditions/Terms-e-Document.aspx. Attention is drawn to the limitation of liability, indemnification and jurisdiction issues defined therein. Any holder of this document is advised that information contained hereon reflects the Company's findings at the time of its intervention only and within the limits of Client's instructions, if any. The Company's sole responsibility is to its Client and this document does not exonerate parties to a transaction from exercising all their rights and obligations under the transaction documents. This document cannot be reproduced except in full, without prior written approval of the Company. Any unauthorized alteration, forgery or falsification of the content or appearance of this document is unlawful and offenders may be prosecuted to the fullest extent of the law. Unless otherwise stated the results shown in this test report refer only to the sample(s) tested and such sample(s) are retained for 30 days only.
Attention: To check the authenticity of testing /inspection report & certificate, please contact us at telephone: (86-755) 8307 1443, or email: CN.Doccheck@sgs.com
SGS-CSTC Standards Technical Services Co.,Ltd. Shenzhen Branch
No.1 Workshop, M-10, Middle Section, Science & Technology Park, Shenzhen, China 518057 t (86-755) 26012053 f (86-755) 26710594 www.sgsgroup.com.cn
中国·深圳·科技园中区M-10栋一号厂房 邮编: 518057 t (86-755) 26012053 f (86-755) 26710594 sgs.china@sgs.com
Member of the SGS Group (SGS SA)

6 Equipment list

Test Platform	SPEAG DASY5 Professional					
Location	SGS-CSTC Standards Technical Services Co., Ltd. Shenzhen Branch					
Description	SAR Test System (Frequency range 300MHz-6GHz)					
Software Reference	DASY52 52.8.8(1222); SEMCAD X 14.6.10(7331)					
Hardware Reference						
Equipment		Manufacturer	Model	Serial Number	Calibration Date	Due date of calibration
☒	Twin Phantom	SPEAG	ELI	1123	NCR	NCR
☒	DAE	SPEAG	DAE4	896	2019-09-18	2020-09-17
☒	E-Field Probe	SPEAG	EX3DV4	3923	2019-10-22	2020-10-21
☒	Validation Kits	SPEAG	D835V2	4d120	2019-06-20	2022-06-19
☒	Validation Kits	SPEAG	D1750V2	1149	2019-05-21	2022-05-20
☒	Validation Kits	SPEAG	D1900V2	5d142	2019-07-26	2022-07-25
☒	Validation Kits	SPEAG	D2450V2	869	2019-06-27	2022-06-26
☒	Validation Kits	SPEAG	D2600V2	1125	2019-05-20	2022-05-19
☒	Validation Kits	SPEAG	D5GHzV2	1165	2016-12-13	2019-12-12
☒	Agilent Network Analyzer	Agilent	E5071C	MY46523590	2019-04-12	2020-04-11
☒	Dielectric Probe Kit	Agilent	85070E	US01440210	NCR	NCR
☒	Universal Radio Communication Tester	R & S	CMW500	103990	2019-04-09	2020-04-08
☒	Radio Communication Analyzer	Anritsu Corporation	MT8821C	6201502984	2019-06-25	2020-06-24
☒	RF Bi-Directional Coupler	Agilent	86205-60001	MY31400031	NCR	NCR
☒	Signal Generator	Agilent	N5171B	MY53050736	2019-04-12	2020-04-11
☒	Preamplifier	Mini-Circuits	ZHL-42W	15542	NCR	NCR
☒	Power Meter	Agilent	E4416A	GB41292095	2019-04-12	2020-04-11
☒	Power Sensor	Agilent	8481H	MY41091234	2019-04-12	2020-04-11
☒	Power Sensor	R&S	NRP-Z92	100025	2019-04-12	2020-04-11
☒	Attenuator	SHX	TS2-3dB	30704	NCR	NCR
☒	Coaxial low pass filter	Mini-Circuits	VLF-2500(+)	NA	NCR	NCR
☒	Coaxial low pass filter	Microlab Fxr	LA-F13	NA	NCR	NCR
☒	DC POWER SUPPLY	SAKO	SK1730SL5A	NA	NCR	NCR
☒	Speed reading thermometer	MingGao	T809	NA	2019-04-15	2020-04-14
☒	Humidity and Temperature Indicator	KIMTOKA	KIMTOKA	NA	2019-04-15	2020-04-14

Note: All the equipments are within the valid period when the tests are performed.

Unless otherwise agreed in writing, this document is issued by the Company subject to its General Conditions of Service printed overleaf, available on request or accessible at http://www.sgs.com/en/Terms-and-Conditions.aspx and, for electronic format documents, subject to Terms and Conditions for Electronic Documents at http://www.sgs.com/en/Terms-and-Conditions/Terms-e-Document.aspx. Attention is drawn to the limitation of liability, indemnification and jurisdiction issues defined therein. Any holder of this document is advised that information contained hereon reflects the Company's findings at the time of its intervention only and within the limits of Client's instructions, if any. The Company's sole responsibility is to its Client and this document does not exonerate parties to a transaction from exercising all their rights and obligations under the transaction documents. This document cannot be reproduced except in full, without prior written approval of the Company. Any unauthorized alteration, forgery or falsification of the content or appearance of this document is unlawful and offenders may be prosecuted to the fullest extent of the law. Unless otherwise stated the results shown in this test report refer only to the sample(s) tested and such sample(s) are retained for 30 days only.
Attention: To check the authenticity of testing /inspection report & certificate, please contact us at telephone: (86-755) 8307 1443, or email: CN.Doccheck@sgs.com
No.1 Workshop, M-10, Middle Section, Science & Technology Park, Shenzhen, China 518057 t (86–755) 26012053 f (86–755) 26710594 www.sgsgroup.com.cn
中国·深圳·科技园中区M–10栋一号厂房 邮编: 518057 t (86–755) 26012053 f (86–755) 26710594 sgs.china@sgs.com
Member of the SGS Group (SGS SA)

7 Measurement Uncertainty

Per KDB865664 D01 SAR Measurement 100 MHz to 6 GHz, when the highest measured 1-g SAR within a frequency band is < 1.5 W/kg, the extensive SAR measurement uncertainty analysis described in IEEE Std 1528-2013 is not required in SAR reports submitted for equipment approval. The equivalent ratio (1.5/1.6) is applied to extremity and occupational exposure conditions.

8 Calibration certificate

Please see the Appendix C

9 Photographs

Please see the Appendix D

Unless otherwise agreed in writing, this document is issued by the Company subject to its General Conditions of Service printed overleaf, available on request or accessible at http://www.sgs.com/en/Terms-and-Conditions.aspx and, for electronic format documents, subject to Terms and Conditions for Electronic Documents at http://www.sgs.com/en/Terms-and-Conditions/Terms-e-Document.aspx. Attention is drawn to the limitation of liability, indemnification and jurisdiction issues defined therein. Any holder of this document is advised that information contained hereon reflects the Company's findings at the time of its intervention only and within the limits of Client's instructions, if any. The Company's sole responsibility is to its Client and this document does not exonerate parties to a transaction from exercising all their rights and obligations under the transaction documents. This document cannot be reproduced except in full, without prior written approval of the Company. Any unauthorized alteration, forgery or falsification of the content or appearance of this document is unlawful and offenders may be prosecuted to the fullest extent of the law. Unless otherwise stated the results shown in this test report refer only to the sample(s) tested and such sample(s) are retained for 30 days only.
Attention: To check the authenticity of testing /inspection report & certificate, please contact us at telephone: (86-755) 8307 1443, or email: CN.Doccheck@sgs.com
SGS-CSTC Standards Technical Services Co.,Ltd. Shenzhen Branch
No.1 Workshop, M-10, Middle Section, Science & Technology Park, Shenzhen, China 518057 t (86-755) 26012053 f (86-755) 26710594 www.sgsgroup.com.cn
中国·深圳·科技园中区M-10栋一号厂房 邮编: 518057 t (86-755) 26012053 f (86-755) 26710594 sgs.china@sgs.com
Member of the SGS Group (SGS SA)

Appendix A: Detailed System Check Results

Appendix B: Detailed Test Results

Appendix C: Calibration certificate

Appendix D: Photographs

---END---

Unless otherwise agreed in writing, this document is issued by the Company subject to its General Conditions of Service printed overleaf, available on request or accessible at http://www.sgs.com/en/Terms-and-Conditions.aspx and, for electronic format documents, subject to Terms and Conditions for Electronic Documents at http://www.sgs.com/en/Terms-and-Conditions/Terms-e-Document.aspx. Attention is drawn to the limitation of liability, indemnification and jurisdiction issues defined therein. Any holder of this document is advised that information contained hereon reflects the Company's findings at the time of its intervention only and within the limits of Client's instructions, if any. The Company's sole responsibility is to its Client and this document does not exonerate parties to a transaction from exercising all their rights and obligations under the transaction documents. This document cannot be reproduced except in full, without prior written approval of the Company. Any unauthorized alteration, forgery or falsification of the content or appearance of this document is unlawful and offenders may be prosecuted to the fullest extent of the law. Unless otherwise stated the results shown in this test report refer only to the sample(s) tested and such sample(s) are retained for 30 days only.
Attention: To check the authenticity of testing /inspection report & certificate, please contact us at telephone: (86-755) 8307 1443, or email: CN.Doccheck@sgs.com
SGS-CSTC Standards Technical Services Co.,Ltd. Shenzhen Branch Testing Center-EEC Laboratory.
No.1 Workshop, M-10, Middle Section, Science & Technology Park, Shenzhen, China 518057 t (86-755) 26012053 f (86-755) 26710594 www.sgsgroup.com.cn
中国·深圳·科技园中区M-10栋一号厂房 邮编: 518057 t (86-755) 26012053 f (86-755) 26710594 sgs.china@sgs.com
Member of the SGS Group (SGS SA)