P01 GSM850_GPRS 8_Rear Face_0cm_Ch128_Sensor On

DUT: 120427C12

Communication System: GSM; Frequency: 824.2 MHz;Duty Cycle: 1:8.30042
Medium: B835_0531 Medium parameters used: f = 824.2 MHz; σ = 0.981 mho/m; ε_r = 55.877; ρ = 1000 kg/m^3
Ambient Temperature：21.8 ℃； Liquid Temperature：20.5 ℃

DASY5 Configuration:
- Probe: EX3DV4 - SN3650; ConvF(9.12, 9.12, 9.12); Calibrated: 2011/10/26;
- Sensor-Surface: 2mm (Mechanical Surface Detection)
- Electronics: DAE4 Sn1277; Calibrated: 2011/07/29
- Phantom: ELI v4.0; Type: QDOVA001BA; Serial: TP:1043
- Measurement SW: DASY52, Version 52.8 (1); SEMCAD X Version 14.6.5 (6469)

Ch128/Area Scan (111x151x1): Measurement grid: dx=20mm, dy=20mm
Maximum value of SAR (interpolated) = 1.16 mW/g

Ch128/Zoom Scan (5x5x7)/Cube 0: Measurement grid: dx=8mm, dy=8mm, dz=5mm
Reference Value = 3.755 V/m; Power Drift = 0.01 dB
Peak SAR (extrapolated) = 1.421 mW/g
SAR(1 g) = 0.795 mW/g; SAR(10 g) = 0.476 mW/g
Maximum value of SAR (measured) = 1.05 mW/g

Ch128/Zoom Scan (5x5x7)/Cube 1: Measurement grid: dx=8mm, dy=8mm, dz=5mm
Reference Value = 3.755 V/m; Power Drift = 0.01 dB
Peak SAR (extrapolated) = 1.190 mW/g
SAR(1 g) = 0.667 mW/g; SAR(10 g) = 0.410 mW/g
Maximum value of SAR (measured) = 0.898 mW/g



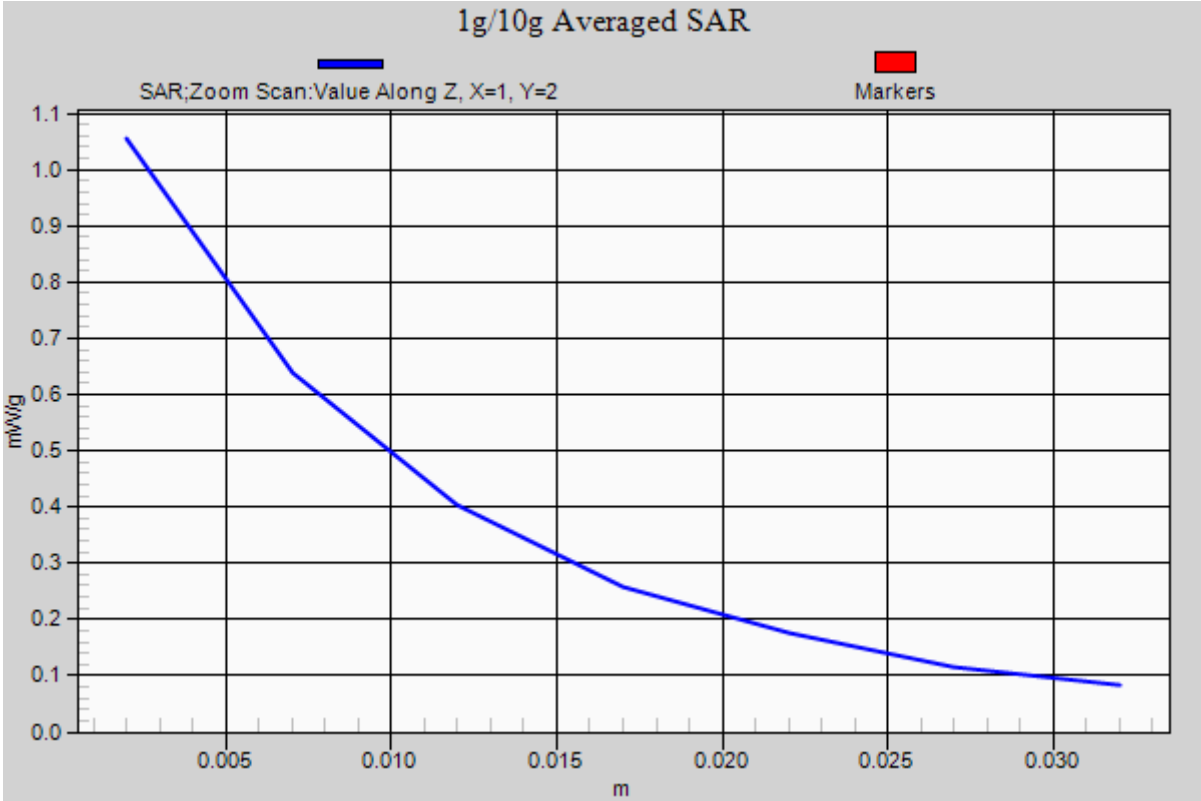
1g/10g Averaged SAR
SAR;Zoom Scan:Value Along Z, X=1, Y=2
Markers
mW/g
1.1
1.0
0.9
0.8
0.7
0.6
0.5
0.4
0.3
0.2
0.1
0.0
0.005
0.010
0.015
0.020
0.025
0.030
m

P02 GSM850_GPRS8_Secondary Landscape_0cm_Ch128_Sensor On

DUT: 120427C12

Communication System: GSM; Frequency: 824.2 MHz;Duty Cycle: 1:8.30042
Medium: B835_0531 Medium parameters used : f = 824.2 MHz; σ = 0.981 mho/m; ε_r = 55.877; ρ = 1000 kg/m^3
Ambient Temperature：21.8 ℃； Liquid Temperature：20.5 ℃

DASY5 Configuration:
- Probe: EX3DV4 - SN3650; ConvF(9.12, 9.12, 9.12); Calibrated: 2011/10/26;
- Sensor-Surface: 2mm (Mechanical Surface Detection)
- Electronics: DAE4 Sn1277; Calibrated: 2011/07/29
- Phantom: ELI v4.0; Type: QDOVA001BA; Serial: TP:1043
- Measurement SW: DASY52, Version 52.8 (1); SEMCAD X Version 14.6.5 (6469)

Ch128/Area Scan (41x151x1): Measurement grid: dx=20mm, dy=20mm
Maximum value of SAR (interpolated) = 0.645 mW/g

Ch128/Zoom Scan (5x5x7)/Cube 0: Measurement grid: dx=8mm, dy=8mm, dz=5mm
Reference Value = 21.048 V/m; Power Drift = -0.10 dB
Peak SAR (extrapolated) = 0.776 mW/g
SAR(1 g) = 0.406 mW/g; SAR(10 g) = 0.229 mW/g
Maximum value of SAR (measured) = 0.615 mW/g

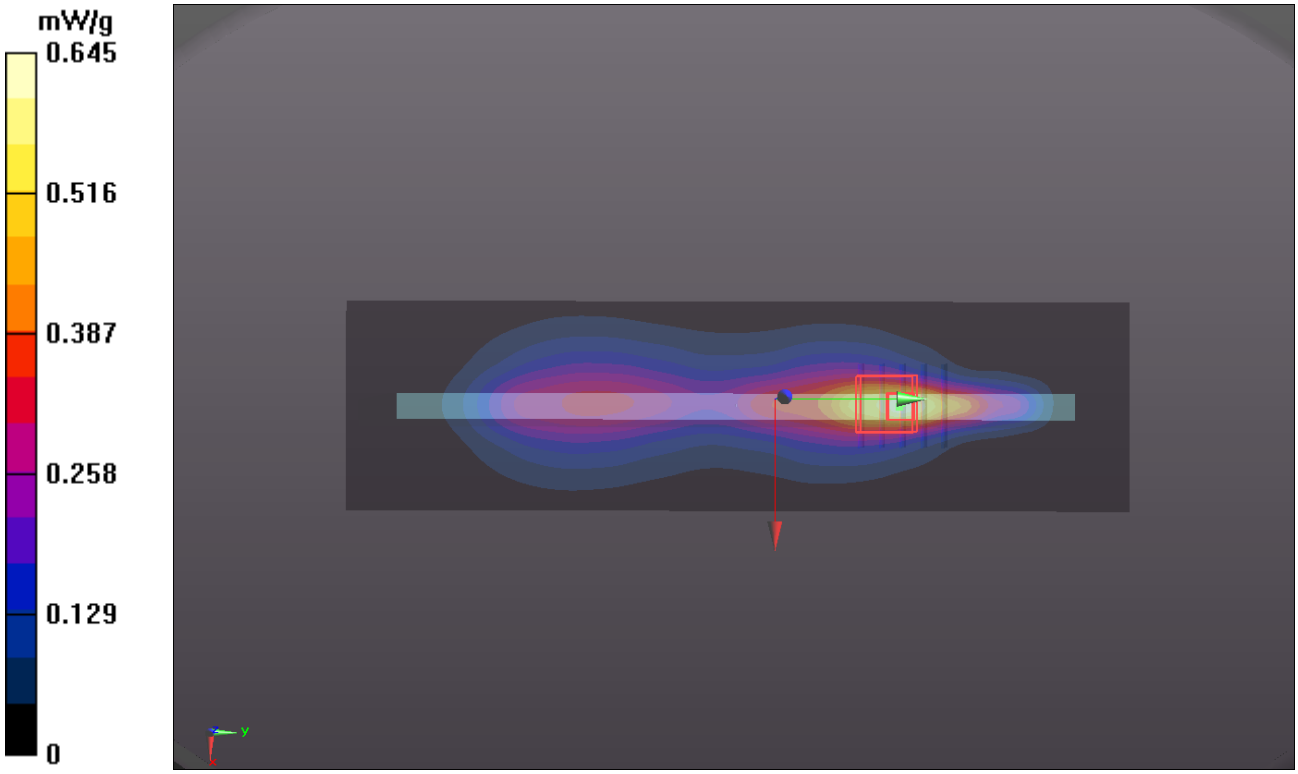

P03 GSM850_GPRS 12_Rear Face_0.7cm_Ch128_Sensor Off

DUT: 120427C12

Communication System: GPRS12; Frequency: 824.2 MHz;Duty Cycle: 1:1.99986
Medium: B835_0605 Medium parameters used: f = 824.2 MHz; σ = 0.983 mho/m; ε_r = 57.241; ρ = 1000 kg/m^3
Ambient Temperature：21.6 ℃； Liquid Temperature：20.6 ℃

DASY5 Configuration:
- Probe: EX3DV4 - SN3650; ConvF(9.12, 9.12, 9.12); Calibrated: 2011/10/26;
- Sensor-Surface: 2mm (Mechanical Surface Detection)
- Electronics: DAE4 Sn1277; Calibrated: 2011/07/29
- Phantom: ELI v4.0; Type: QDOVA001BA; Serial: TP:1043
- Measurement SW: DASY52, Version 52.8 (1); SEMCAD X Version 14.6.5 (6469)

Ch128/Area Scan (111x151x1): Measurement grid: dx=20mm, dy=20mm
Maximum value of SAR (interpolated) = 0.636 mW/g

Ch128/Zoom Scan (5x5x7)/Cube 0: Measurement grid: dx=8mm, dy=8mm, dz=5mm
Reference Value = 8.415 V/m; Power Drift = -0.132 dB
Peak SAR (extrapolated) = 0.749 mW/g
SAR(1 g) = 0.481 mW/g; SAR(10 g) = 0.307 mW/g
Maximum value of SAR (measured) = 0.611 mW/g

Ch128/Zoom Scan (5x5x7)/Cube 1: Measurement grid: dx=8mm, dy=8mm, dz=5mm
Reference Value = 8.415 V/m; Power Drift = -0.132 dB
Peak SAR (extrapolated) = 0.718 mW/g
SAR(1 g) = 0.474 mW/g; SAR(10 g) = 0.304 mW/g
Maximum value of SAR (measured) = 0.584 mW/g

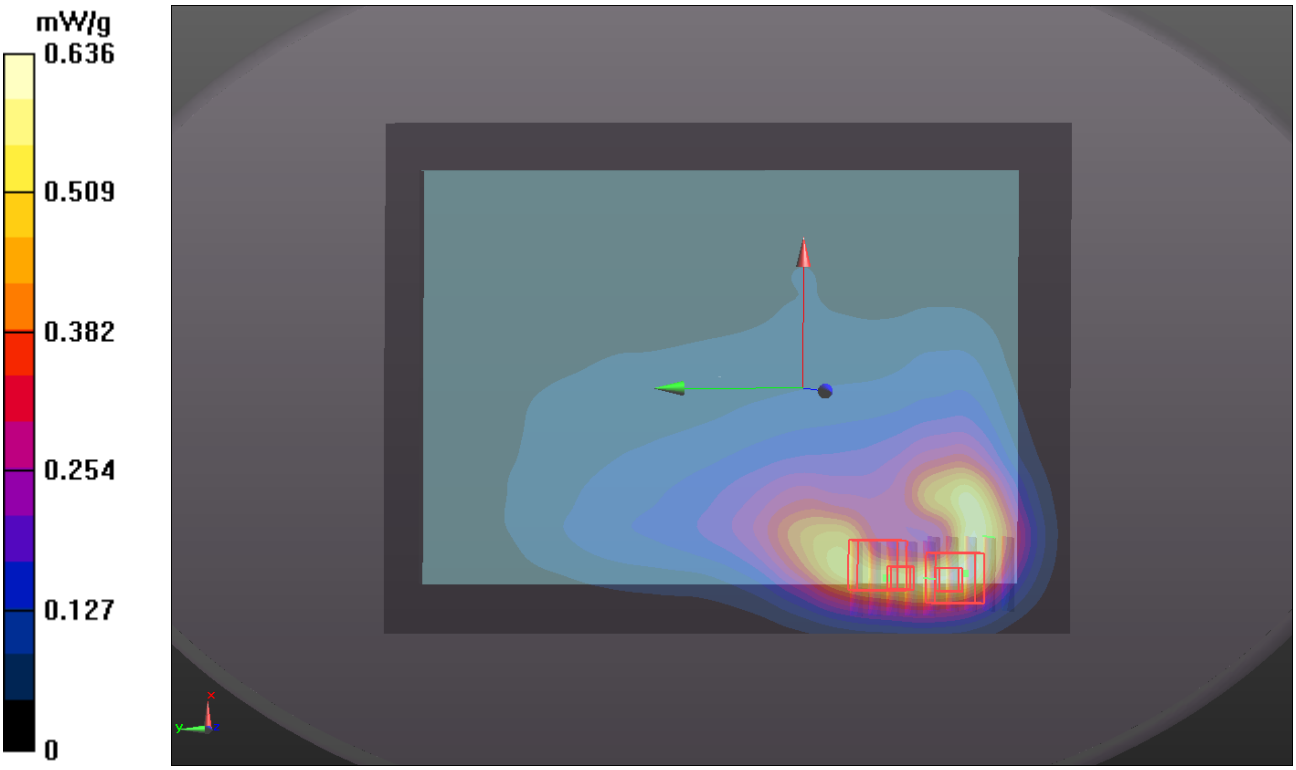

P04 GSM835_GPRS 12_Rear Face_0cm_Ch128_Sensor Off_TopRightRear45

DUT: 120427C12

Communication System: GPRS12; Frequency: 824.2 MHz;Duty Cycle: 1:1.99986
Medium: B835_0620 Medium parameters used: f = 824.2 MHz; σ = 0.981 mho/m; ε_r = 55.486; ρ = 1000 kg/m^3
Ambient Temperature：22.0 ℃； Liquid Temperature：20.8 ℃

DASY5 Configuration:
- Probe: EX3DV4 - SN3650; ConvF(9.12, 9.12, 9.12); Calibrated: 2011/10/26;
- Sensor-Surface: 2mm (Mechanical Surface Detection)
- Electronics: DAE4 Sn1277; Calibrated: 2011/07/29
- Phantom: ELI v4.0; Type: QDOVA001BA; Serial: TP:1043
- Measurement SW: DASY52, Version 52.8 (1); SEMCAD X Version 14.6.5 (6469)

Ch128/Area Scan (51x51x1): Measurement grid: dx=20mm, dy=20mm
Maximum value of SAR (interpolated) = 0.324 mW/g

Ch128/Zoom Scan (5x5x7)/Cube 0: Measurement grid: dx=8mm, dy=8mm, dz=5mm
Reference Value = 2.869 V/m; Power Drift = -0.17 dB
Peak SAR (extrapolated) = 0.399 mW/g
SAR(1 g) = 0.236 mW/g; SAR(10 g) = 0.136 mW/g
Maximum value of SAR (measured) = 0.318 mW/g

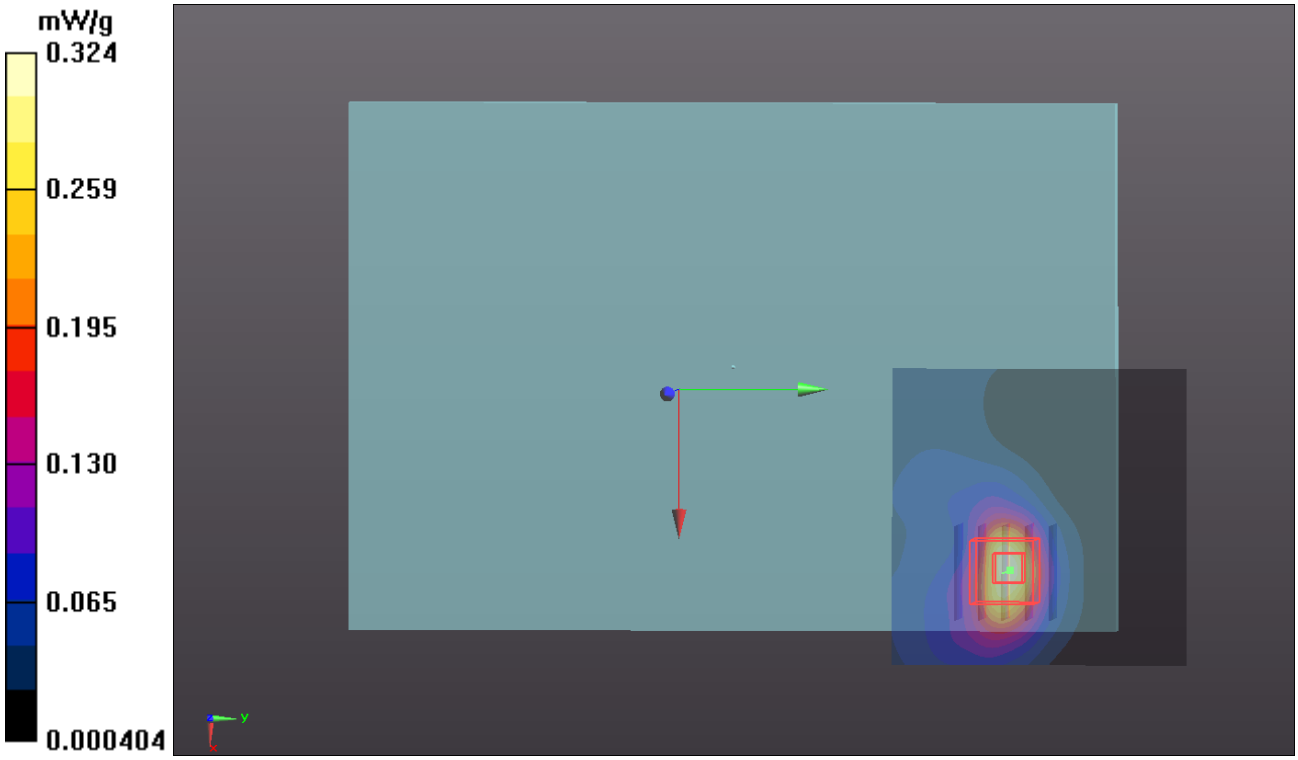

P05 GSM850_GPRS 12_Rear Face_0cm_Ch128_Sensor Off_TopLeftRear5

DUT: 120427C12

Communication System: GPRS12; Frequency: 824.2 MHz;Duty Cycle: 1:1.99986
Medium: B835_0605 Medium parameters used: f = 824.2 MHz; σ = 0.983 mho/m; ε_r = 57.241; ρ = 1000 kg/m^3
Ambient Temperature：21.6 ℃； Liquid Temperature：20.5 ℃

DASY5 Configuration:
- Probe: EX3DV4 - SN3650; ConvF(9.12, 9.12, 9.12); Calibrated: 2011/10/26;
- Sensor-Surface: 2mm (Mechanical Surface Detection)
- Electronics: DAE4 Sn1277; Calibrated: 2011/07/29
- Phantom: ELI v4.0; Type: QDOVA001BA; Serial: TP:1043
- Measurement SW: DASY52, Version 52.8 (1); SEMCAD X Version 14.6.5 (6469)

Ch128/Area Scan (111x151x1): Measurement grid: dx=20mm, dy=20mm
Maximum value of SAR (interpolated) = 0.557 mW/g

Ch128/Zoom Scan (5x5x7)/Cube 0: Measurement grid: dx=8mm, dy=8mm, dz=5mm
Reference Value = 9.011 V/m; Power Drift = -0.04 dB
Peak SAR (extrapolated) = 0.747 mW/g
SAR(1 g) = 0.495 mW/g; SAR(10 g) = 0.330 mW/g
Maximum value of SAR (measured) = 0.625 mW/g

Ch128/Zoom Scan (5x5x7)/Cube 1: Measurement grid: dx=8mm, dy=8mm, dz=5mm
Reference Value = 9.011 V/m; Power Drift = -0.04 dB
Peak SAR (extrapolated) = 0.566 mW/g
SAR(1 g) = 0.392 mW/g; SAR(10 g) = 0.254 mW/g
Maximum value of SAR (measured) = 0.472 mW/g

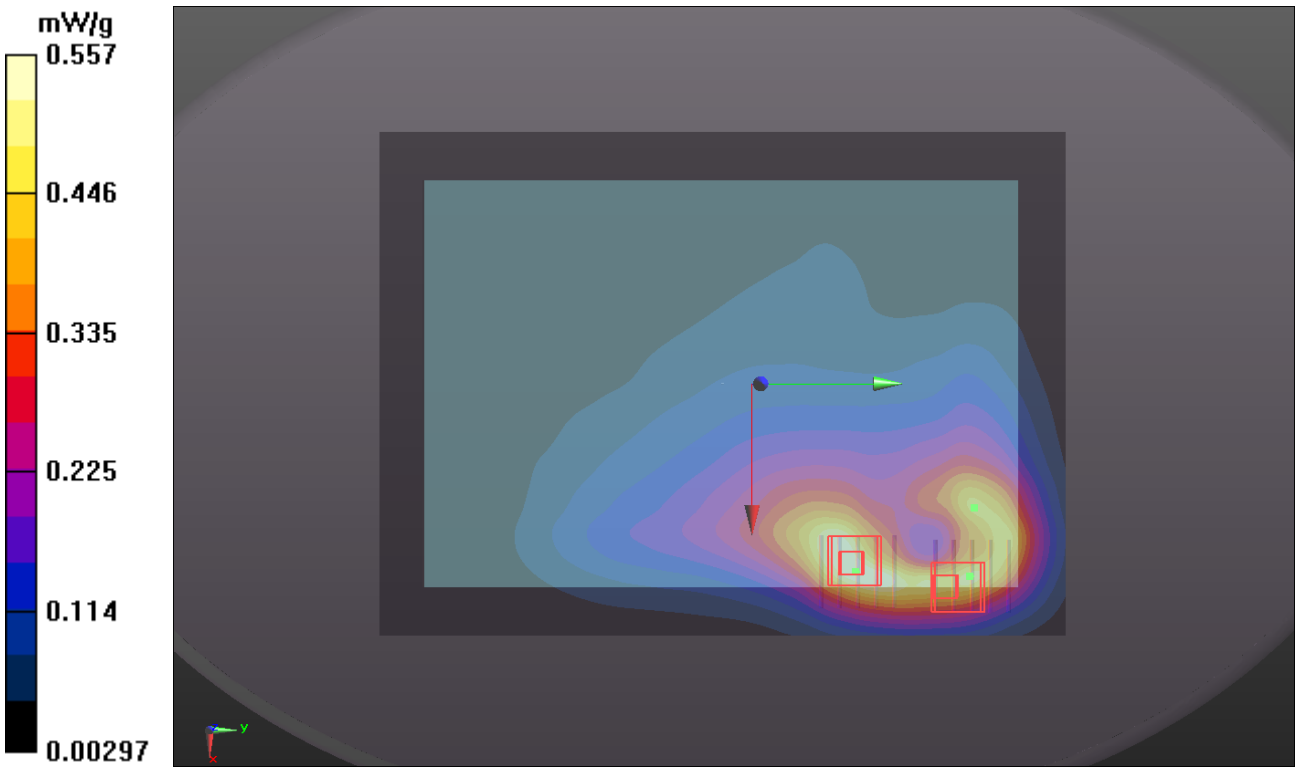

P06 GSM850_GPRS12_Primary Portrait_0cm_Ch128_Sensor Off

DUT: 120427C12

Communication System: GPRS12; Frequency: 824.2 MHz;Duty Cycle: 1:1.99986
Medium: B835_0605 Medium parameters used: f = 824.2 MHz; σ = 0.983 mho/m; ε_r = 57.241; ρ = 1000 kg/m^3
Ambient Temperature：21.6 ℃； Liquid Temperature：20.5 ℃

DASY5 Configuration:
- Probe: EX3DV4 - SN3650; ConvF(9.12, 9.12, 9.12); Calibrated: 2011/10/26;
- Sensor-Surface: 2mm (Mechanical Surface Detection)
- Electronics: DAE4 Sn1277; Calibrated: 2011/07/29
- Phantom: ELI v4.0; Type: QDOVA001BA; Serial: TP:1043
- Measurement SW: DASY52, Version 52.8 (1); SEMCAD X Version 14.6.5 (6469)

Ch128/Area Scan (41x101x1): Measurement grid: dx=20mm, dy=20mm
Maximum value of SAR (interpolated) = 0.146 mW/g

Ch128/Zoom Scan (5x5x7)/Cube 0: Measurement grid: dx=8mm, dy=8mm, dz=5mm
Reference Value = 3.651 V/m; Power Drift = 0.13 dB
Peak SAR (extrapolated) = 0.175 mW/g
SAR(1 g) = 0.099 mW/g; SAR(10 g) = 0.056 mW/g
Maximum value of SAR (measured) = 0.134 mW/g

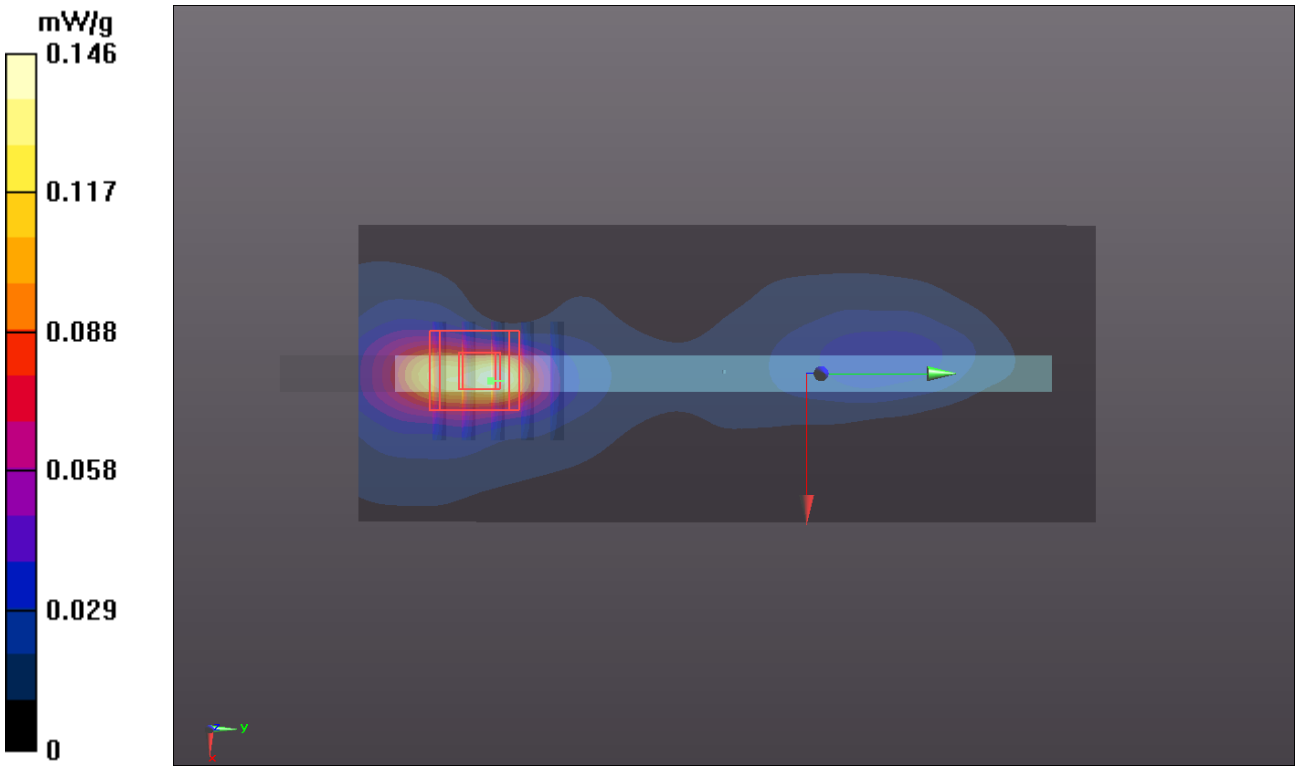

P07 GSM850_GPRS12_Secondary Landscape_0.7cm_Ch128_Sensor Off

DUT: 120427C12

Communication System: GPRS12; Frequency: 824.2 MHz;Duty Cycle: 1:1.99986
Medium: B835_0605 Medium parameters used: f = 824.2 MHz; σ = 0.983 mho/m; ε_r = 57.241; ρ = 1000 kg/m^3
Ambient Temperature：21.6 ℃； Liquid Temperature：20.5 ℃

DASY5 Configuration:
- Probe: EX3DV4 - SN3650; ConvF(9.12, 9.12, 9.12); Calibrated: 2011/10/26;
- Sensor-Surface: 2mm (Mechanical Surface Detection)
- Electronics: DAE4 Sn1277; Calibrated: 2011/07/29
- Phantom: ELI v4.0; Type: QDOVA001BA; Serial: TP:1043
- Measurement SW: DASY52, Version 52.8 (1); SEMCAD X Version 14.6.5 (6469)

Ch128/Area Scan (41x101x1): Measurement grid: dx=20mm, dy=20mm
Maximum value of SAR (interpolated) = 0.380 mW/g

Ch128/Zoom Scan (5x5x7)/Cube 0: Measurement grid: dx=8mm, dy=8mm, dz=5mm
Reference Value = 15.185 V/m; Power Drift = 0.05 dB
Peak SAR (extrapolated) = 0.432 mW/g
SAR(1 g) = 0.317 mW/g; SAR(10 g) = 0.227 mW/g
Maximum value of SAR (measured) = 0.381 mW/g

Ch128/Zoom Scan (5x5x7)/Cube 1: Measurement grid: dx=8mm, dy=8mm, dz=5mm
Reference Value = 15.185 V/m; Power Drift = 0.05 dB
Peak SAR (extrapolated) = 0.414 mW/g
SAR(1 g) = 0.288 mW/g; SAR(10 g) = 0.183 mW/g
Maximum value of SAR (measured) = 0.364 mW/g

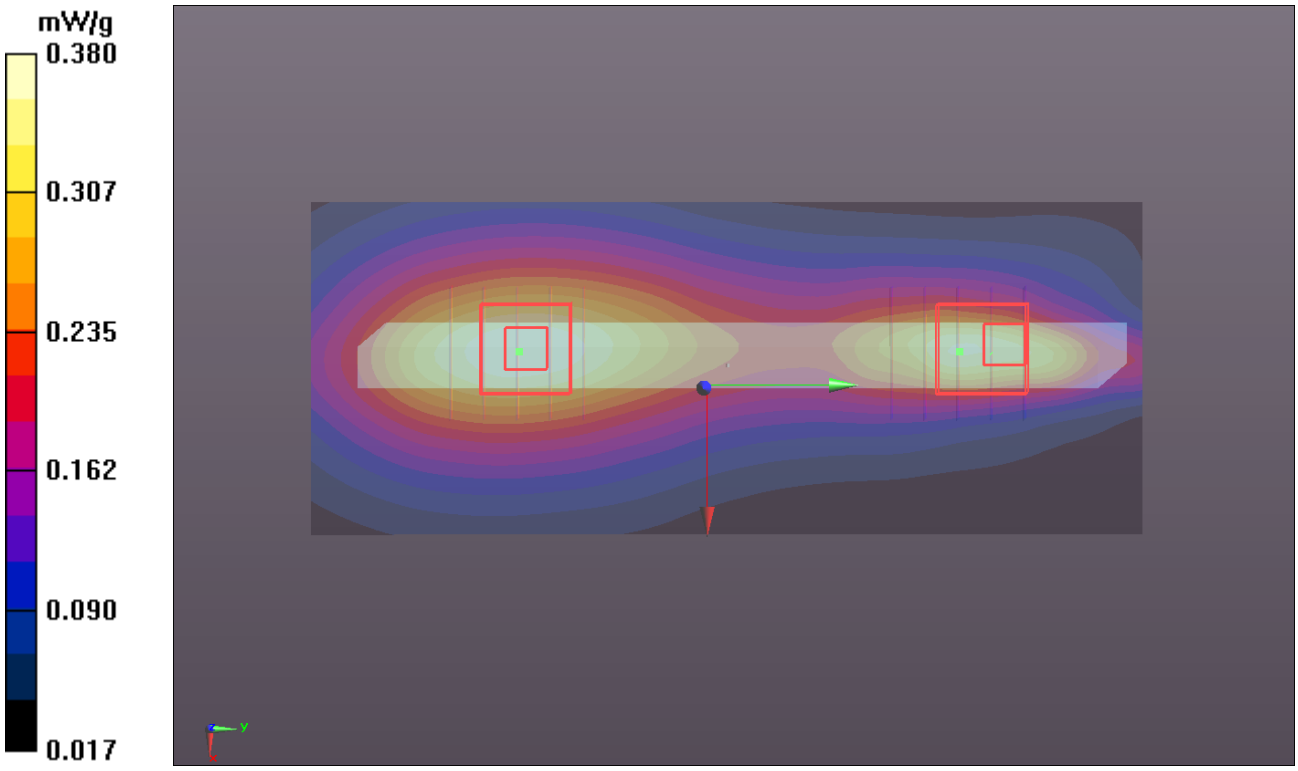

P08 GSM850_GPRS 12_Secondary Landscape_0cm_Ch128_Sensor Off_TopRight45

DUT: 120427C12

Communication System: GPRS12; Frequency: 824.2 MHz;Duty Cycle: 1:1.99986
Medium: B835_0620 Medium parameters used: f = 824.2 MHz; σ = 0.981 mho/m; ε_r = 55.486; ρ = 1000 kg/m^3
Ambient Temperature：22.0 ℃； Liquid Temperature：20.8 ℃

DASY5 Configuration:
- Probe: EX3DV4 - SN3650; ConvF(9.12, 9.12, 9.12); Calibrated: 2011/10/26;
- Sensor-Surface: 2mm (Mechanical Surface Detection)
- Electronics: DAE4 Sn1277; Calibrated: 2011/07/29
- Phantom: ELI v4.0; Type: QDOVA001BA; Serial: TP:1043
- Measurement SW: DASY52, Version 52.8 (1); SEMCAD X Version 14.6.5 (6469)

Ch128/Area Scan (41x81x1): Measurement grid: dx=20mm, dy=20mm
Maximum value of SAR (interpolated) = 0.130 mW/g

Ch128/Zoom Scan (5x5x7)/Cube 0: Measurement grid: dx=8mm, dy=8mm, dz=5mm
Reference Value = 3.711 V/m; Power Drift = -0.15 dB
Peak SAR (extrapolated) = 0.179 mW/g
SAR(1 g) = 0.101 mW/g; SAR(10 g) = 0.056 mW/g
Maximum value of SAR (measured) = 0.138 mW/g

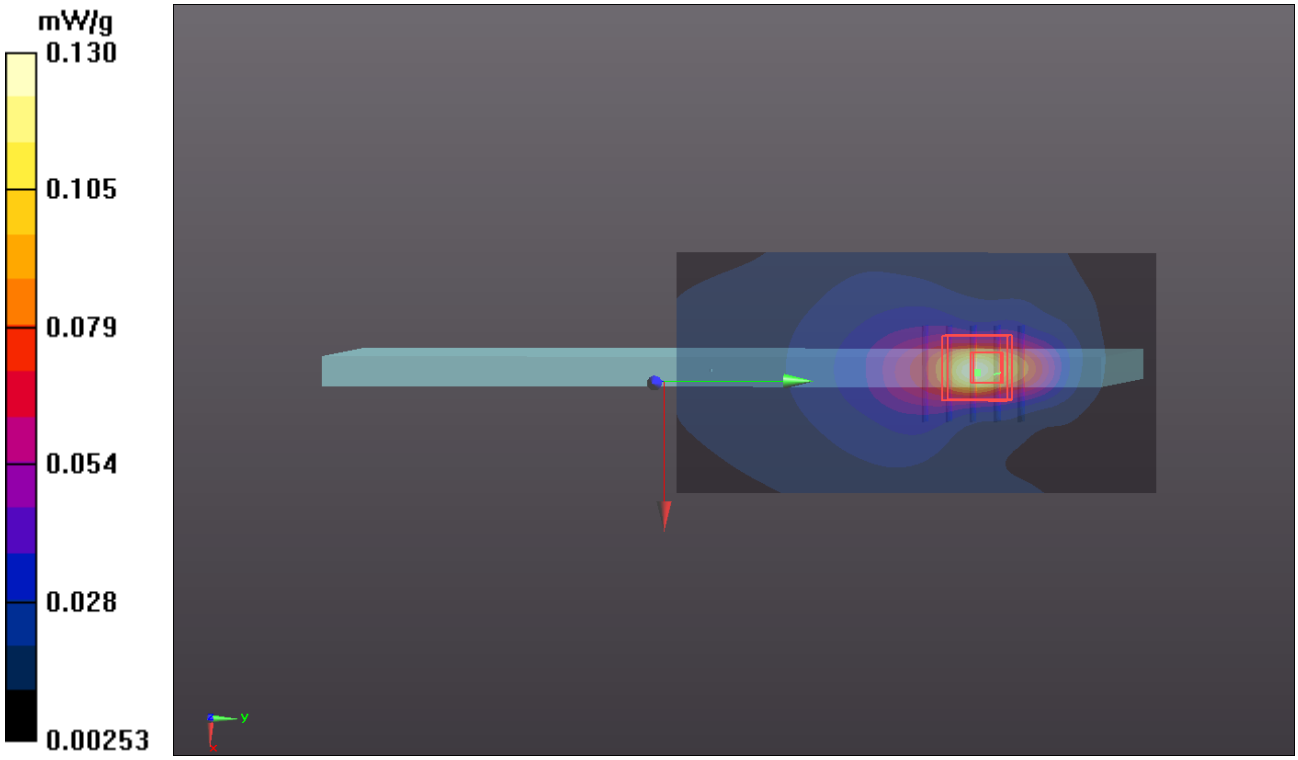

P09 GSM850_GPRS12_Secondary Landscape_0cm_Ch128_Sensor Off_TopLeft3

DUT: 120427C12

Communication System: GPRS12; Frequency: 824.2 MHz;Duty Cycle: 1:1.99986
Medium: B835_0605 Medium parameters used: f = 824.2 MHz; σ = 0.983 mho/m; ε_r = 57.241; ρ = 1000 kg/m^3
Ambient Temperature：21.6 ℃； Liquid Temperature：20.5 ℃

DASY5 Configuration:
- Probe: EX3DV4 - SN3650; ConvF(9.12, 9.12, 9.12); Calibrated: 2011/10/26;
- Sensor-Surface: 2mm (Mechanical Surface Detection)
- Electronics: DAE4 Sn1277; Calibrated: 2011/07/29
- Phantom: ELI v4.0; Type: QDOVA001BA; Serial: TP:1043
- Measurement SW: DASY52, Version 52.8 (1); SEMCAD X Version 14.6.5 (6469)

Ch128/Area Scan (41x101x1): Measurement grid: dx=20mm, dy=20mm
Maximum value of SAR (interpolated) = 0.636 mW/g

Ch128/Zoom Scan (5x5x7)/Cube 0: Measurement grid: dx=8mm, dy=8mm, dz=5mm
Reference Value = 15.816 V/m; Power Drift = -0.05 dB
Peak SAR (extrapolated) = 0.744 mW/g
SAR(1 g) = 0.525 mW/g; SAR(10 g) = 0.362 mW/g
Maximum value of SAR (measured) = 0.647 mW/g

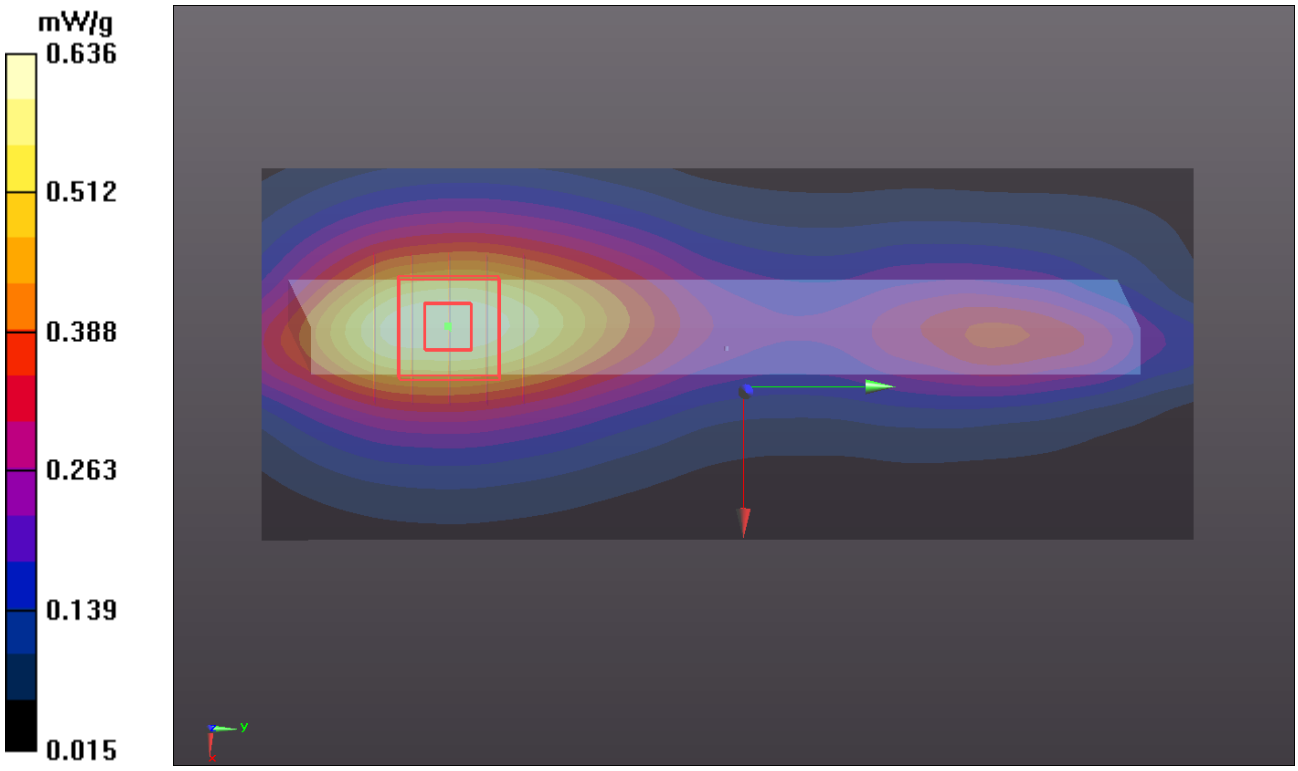

P21 GSM1900_GPRS8_Rear Face_0cm_Ch512_Sensor On

DUT: 120427C12

Communication System: GSM1900; Frequency: 1850.2 MHz;Duty Cycle: 1:8.3
Medium: B1900_0530 Medium parameters used : f = 1850.2 MHz; σ = 1.5 mho/m; ε_r = 54.5; ρ = 1000 kg/m^3
Ambient Temperature：21.8 ℃； Liquid Temperature：20.8 ℃

DASY4 Configuration:
- Probe: EX3DV4 - SN3590; ConvF(8.07, 8.07, 8.07); Calibrated: 2012/02/23
- Sensor-Surface: 2mm (Mechanical Surface Detection)
- Electronics: DAE4 Sn861; Calibrated: 2011/08/29
- Phantom: Flat Phantom ELI4.0; Type: QDOVA001BA; Serial: SN:1039
- Measurement SW: DASY4, V4.7 Build 80; Postprocessing SW: SEMCAD, V1.8 Build 186

Ch512/Area Scan (111x141x1): Measurement grid: dx=20mm, dy=20mm
Maximum value of SAR (interpolated) = 1.03 mW/g

Ch512/Zoom Scan (5x5x7)/Cube 0: Measurement grid: dx=8mm, dy=8mm, dz=5mm
Reference Value = 1.02 V/m; Power Drift = 0.147 dB
Peak SAR (extrapolated) = 1.37 W/kg
SAR(1 g) = 0.747 mW/g; SAR(10 g) = 0.365 mW/g
Maximum value of SAR (measured) = 1.00 mW/g

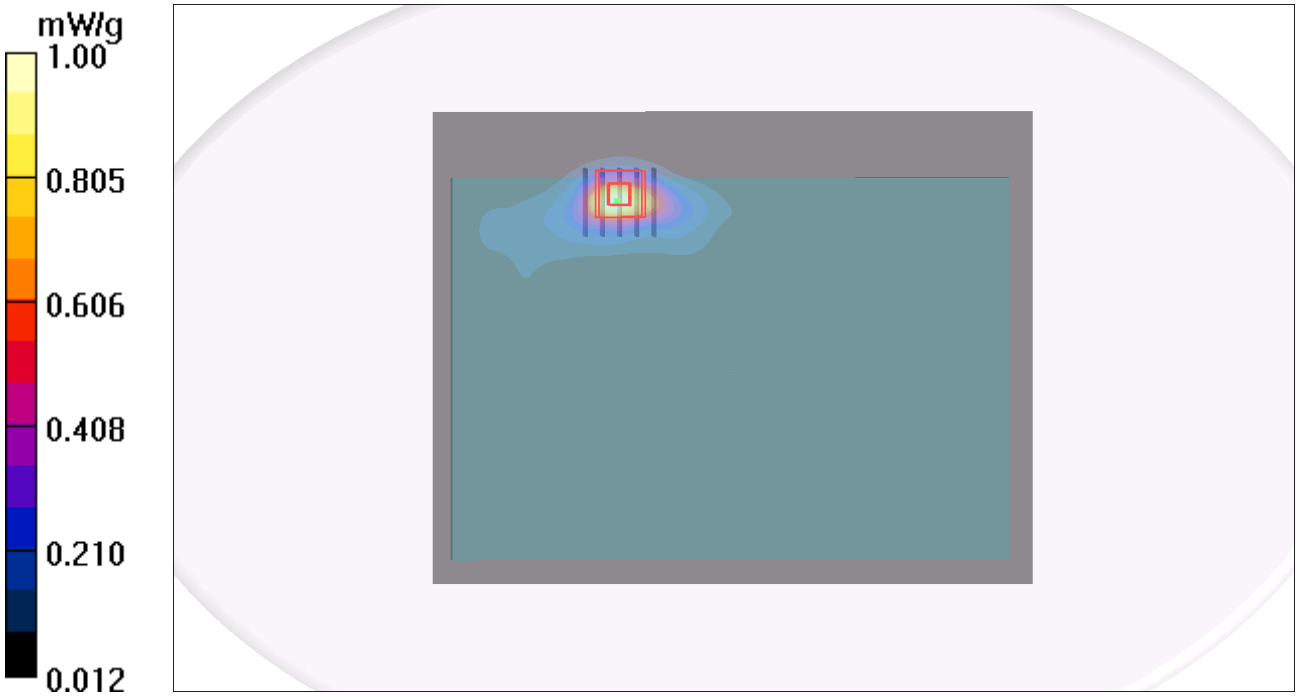

P22 GSM1900_GPRS8_Secondary Landscape_0cm_Ch512_Sensor On

DUT: 120427C12

Communication System: GSM1900; Frequency: 1850.2 MHz;Duty Cycle: 1:8.3
Medium: B1900_0530 Medium parameters used : f = 1850.2 MHz; σ = 1.5 mho/m; ε_r = 54.5; ρ = 1000 kg/m^3
Ambient Temperature：21.8 ℃; Liquid Temperature：20.8 ℃

DASY4 Configuration:
- Probe: EX3DV4 - SN3590; ConvF(8.07, 8.07, 8.07); Calibrated: 2012/02/23
- Sensor-Surface: 2mm (Mechanical Surface Detection)
- Electronics: DAE4 Sn861; Calibrated: 2011/08/29
- Phantom: Flat Phantom ELI4.0; Type: QDOVA001BA; Serial: SN:1039
- Measurement SW: DASY4, V4.7 Build 80; Postprocessing SW: SEMCAD, V1.8 Build 186

Ch512/Area Scan (41x141x1): Measurement grid: dx=20mm, dy=20mm
Maximum value of SAR (interpolated) = 0.765 mW/g

Ch512/Zoom Scan (5x5x7)/Cube 0: Measurement grid: dx=8mm, dy=8mm, dz=5mm
Reference Value = 11.5 V/m; Power Drift = 0.091 dB
Peak SAR (extrapolated) = 0.993 W/kg
SAR(1 g) = 0.489 mW/g; SAR(10 g) = 0.210 mW/g
Maximum value of SAR (measured) = 0.767 mW/g

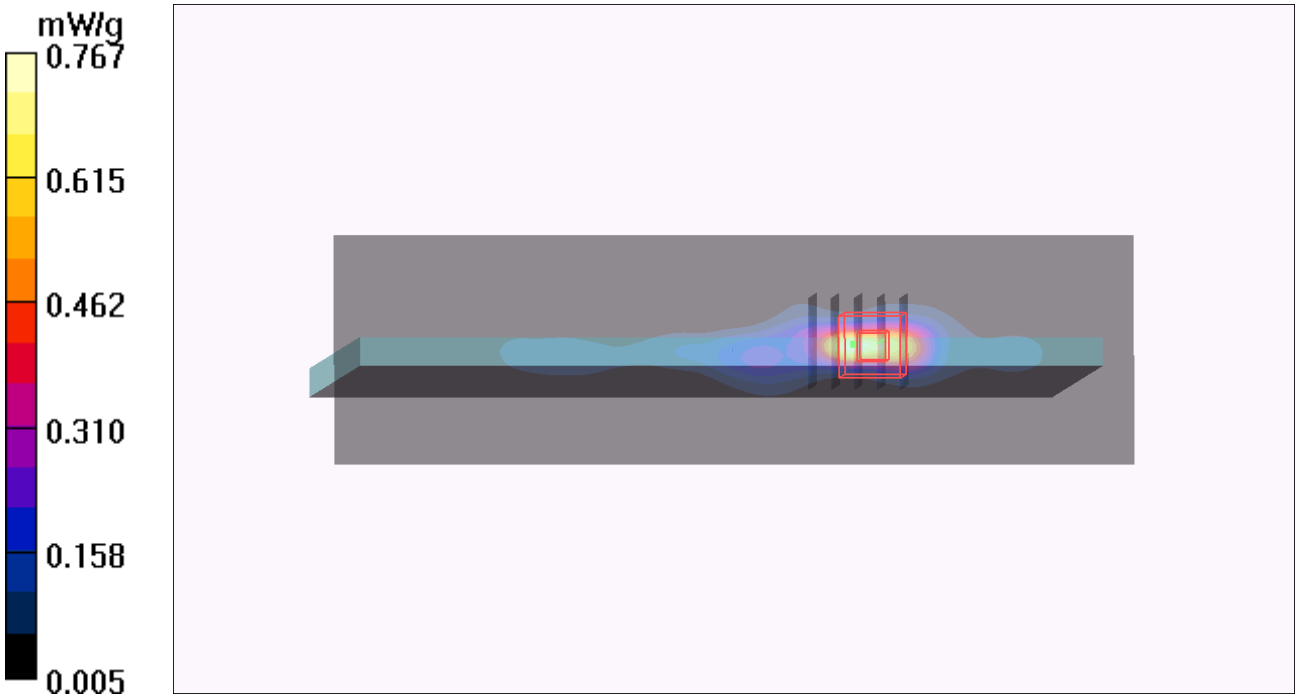

P23 GSM1900_GPRS 12_Rear Face_0.7cm_Ch512_Sensor Off

DUT: 120427C12

Communication System: GPRS12; Frequency: 1850.2 MHz;Duty Cycle: 1:1.99986
Medium: B1900_0606 Medium parameters used : f = 1850.2 MHz; σ = 1.495 mho/m; ε_r= 54.124; ρ = 1000 kg/m^3
Ambient Temperature：21.6 ℃; Liquid Temperature：20.8 ℃

DASY5 Configuration:
- Probe: EX3DV4 - SN3650; ConvF(7.46, 7.46, 7.46); Calibrated: 2011/10/26;
- Sensor-Surface: 2mm (Mechanical Surface Detection)
- Electronics: DAE4 Sn1277; Calibrated: 2011/07/29
- Phantom: ELI v4.0; Type: QDOVA001BA; Serial: TP:1043
- Measurement SW: DASY52, Version 52.8 (1); SEMCAD X Version 14.6.5 (6469)

Ch512/Area Scan (111x151x1): Measurement grid: dx=20mm, dy=20mm
Maximum value of SAR (interpolated) = 0.624 mW/g

Ch512/Zoom Scan (5x5x7)/Cube 0: Measurement grid: dx=8mm, dy=8mm, dz=5mm
Reference Value = 3.593 V/m; Power Drift = -0.11 dB
Peak SAR (extrapolated) = 0.768 mW/g
SAR(1 g) = 0.451 mW/g; SAR(10 g) = 0.253 mW/g
Maximum value of SAR (measured) = 0.616 mW/g

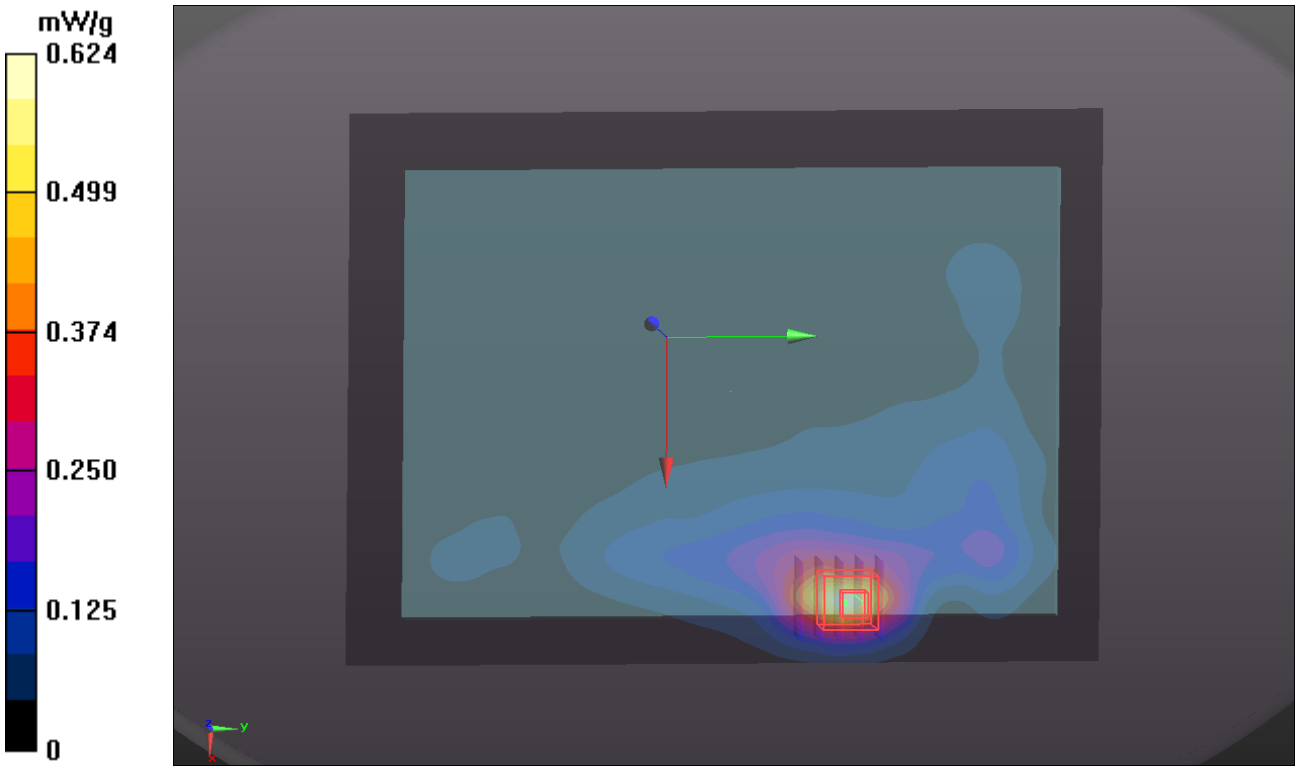

P24 GSM1900_GPRS 12_Rear Face_0cm_Ch512_Sensor Off_TopRightRear45

DUT: 120427C12

Communication System: GPRS12; Frequency: 1850.2 MHz;Duty Cycle: 1:1.99986
Medium: B1900_0620 Medium parameters used: f = 1850.2 MHz; σ = 1.504 mho/m; ε_r = 54.846; ρ = 1000 kg/m^3
Ambient Temperature：22.3 ℃； Liquid Temperature：21.1 ℃

DASY5 Configuration:
- Probe: EX3DV4 - SN3650; ConvF(7.46, 7.46, 7.46); Calibrated: 2011/10/26;
- Sensor-Surface: 2mm (Mechanical Surface Detection)
- Electronics: DAE4 Sn1277; Calibrated: 2011/07/29
- Phantom: ELI v4.0; Type: QDOVA001BA; Serial: TP:1043
- Measurement SW: DASY52, Version 52.8 (1); SEMCAD X Version 14.6.5 (6469)

Ch512/Area Scan (111x151x1): Measurement grid: dx=20mm, dy=20mm
Maximum value of SAR (interpolated) = 0.186 mW/g

Ch512/Zoom Scan (5x5x7)/Cube 0: Measurement grid: dx=8mm, dy=8mm, dz=5mm
Reference Value = 0 V/m; Power Drift = 0.00 dB
Peak SAR (extrapolated) = 0.301 mW/g
SAR(1 g) = 0.164 mW/g; SAR(10 g) = 0.084 mW/g
Maximum value of SAR (measured) = 0.233 mW/g

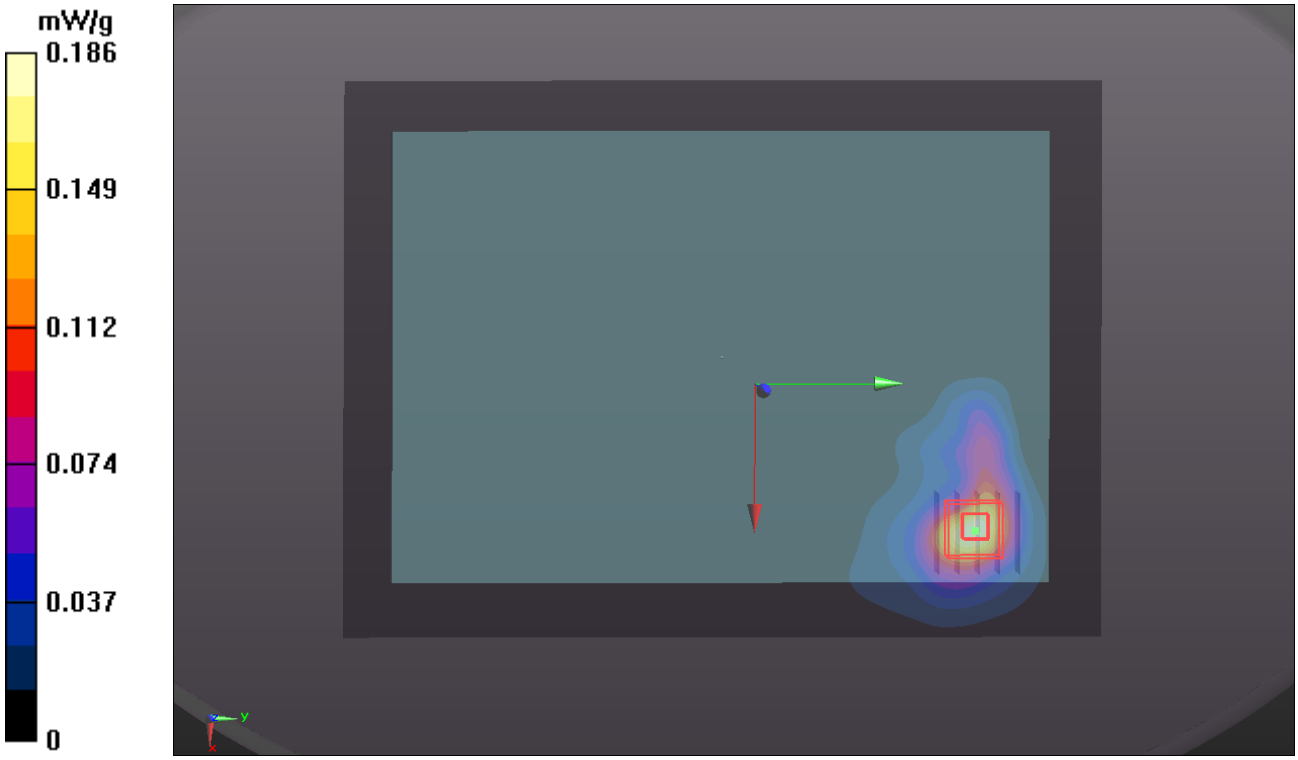

P25 GSM1900_GPRS 12_Rear Face_0cm_Ch512_Sensor Off_TopLeftRear5

DUT: 120427C12

Communication System: GPRS12; Frequency: 1850.2 MHz;Duty Cycle: 1:1.99986
Medium: B1900_0606 Medium parameters used : f = 1850.2 MHz; σ = 1.495 mho/m; ε_r = 54.124; ρ = 1000 kg/m^3
Ambient Temperature：21.6 ℃； Liquid Temperature：20.8 ℃

DASY5 Configuration:
- Probe: EX3DV4 - SN3650; ConvF(7.46, 7.46, 7.46); Calibrated: 2011/10/26;
- Sensor-Surface: 2mm (Mechanical Surface Detection)
- Electronics: DAE4 Sn1277; Calibrated: 2011/07/29
- Phantom: ELI v4.0; Type: QDOVA001BA; Serial: TP:1043
- Measurement SW: DASY52, Version 52.8 (1); SEMCAD X Version 14.6.5 (6469)

Ch512/Area Scan (111x151x1): Measurement grid: dx=20mm, dy=20mm
Maximum value of SAR (interpolated) = 0.253 mW/g

Ch512/Zoom Scan (5x5x7)/Cube 0: Measurement grid: dx=8mm, dy=8mm, dz=5mm
Reference Value = 4.228 V/m; Power Drift = 0.04 dB
Peak SAR (extrapolated) = 0.314 mW/g
SAR(1 g) = 0.206 mW/g; SAR(10 g) = 0.129 mW/g
Maximum value of SAR (measured) = 0.260 mW/g

Ch512/Zoom Scan (5x5x7)/Cube 1: Measurement grid: dx=8mm, dy=8mm, dz=5mm
Reference Value = 4.228 V/m; Power Drift = 0.04 dB
Peak SAR (extrapolated) = 0.224 mW/g
SAR(1 g) = 0.135 mW/g; SAR(10 g) = 0.089 mW/g
Maximum value of SAR (measured) = 0.182 mW/g

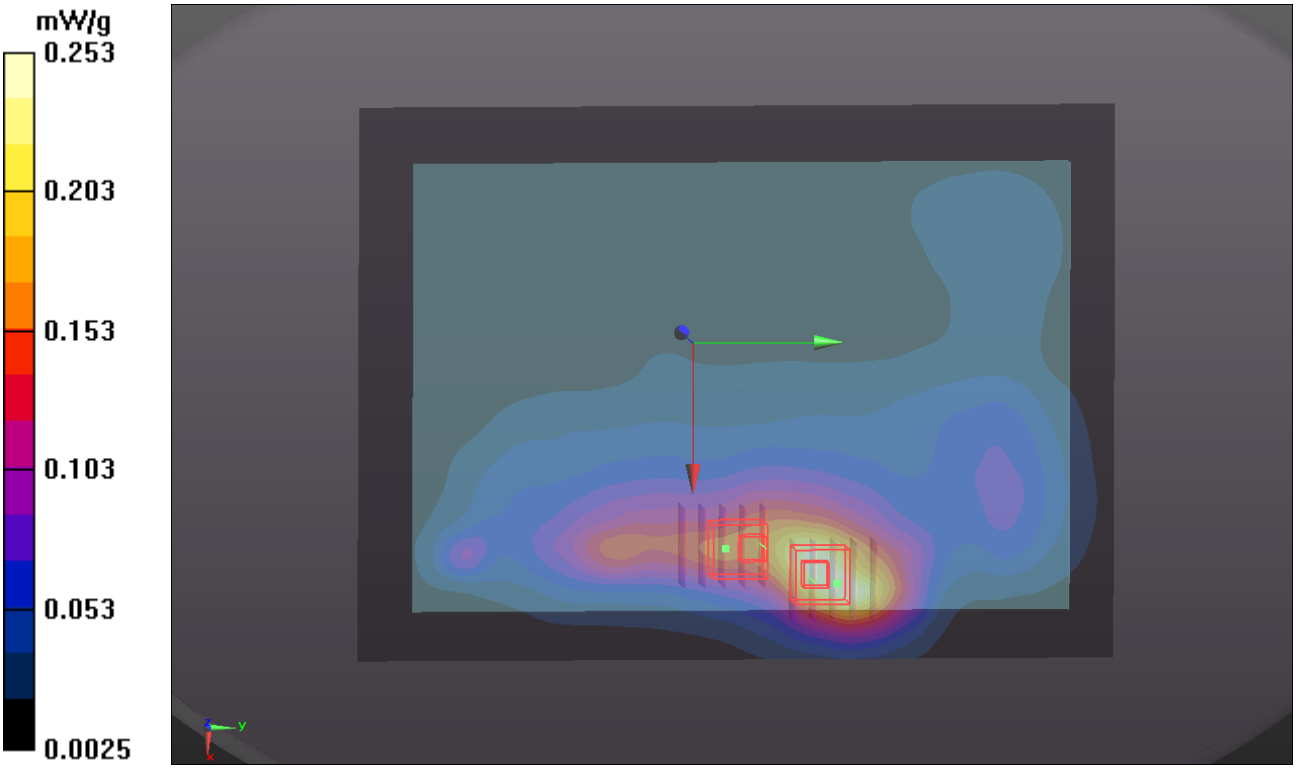

P26 GSM1900_GPRS12_Primary Portrait_0cm_Ch512_Sensor Off

DUT: 120427C12

Communication System: GSM1900 GPRS12; Frequency: 1850.2 MHz;Duty Cycle: 1:2
Medium: B1900_0530 Medium parameters used : f = 1850.2 MHz; σ = 1.5 mho/m; ε_r = 54.5; ρ = 1000 kg/m^3
Ambient Temperature：21.8 ℃; Liquid Temperature：20.8 ℃

DASY4 Configuration:
- Probe: EX3DV4 - SN3590; ConvF(8.07, 8.07, 8.07); Calibrated: 2012/02/23
- Sensor-Surface: 2mm (Mechanical Surface Detection)
- Electronics: DAE4 Sn861; Calibrated: 2011/08/29
- Phantom: Flat Phantom ELI4.0; Type: QDOVA001BA; Serial: SN:1039
- Measurement SW: DASY4, V4.7 Build 80; Postprocessing SW: SEMCAD, V1.8 Build 186

Ch512/Area Scan (41x101x1): Measurement grid: dx=20mm, dy=20mm
Maximum value of SAR (interpolated) = 0.324 mW/g

Ch512/Zoom Scan (5x5x7)/Cube 0: Measurement grid: dx=8mm, dy=8mm, dz=5mm
Reference Value = 2.98 V/m; Power Drift = -0.105 dB
Peak SAR (extrapolated) = 0.443 W/kg
SAR(1 g) = 0.244 mW/g; SAR(10 g) = 0.127 mW/g
Maximum value of SAR (measured) = 0.335 mW/g

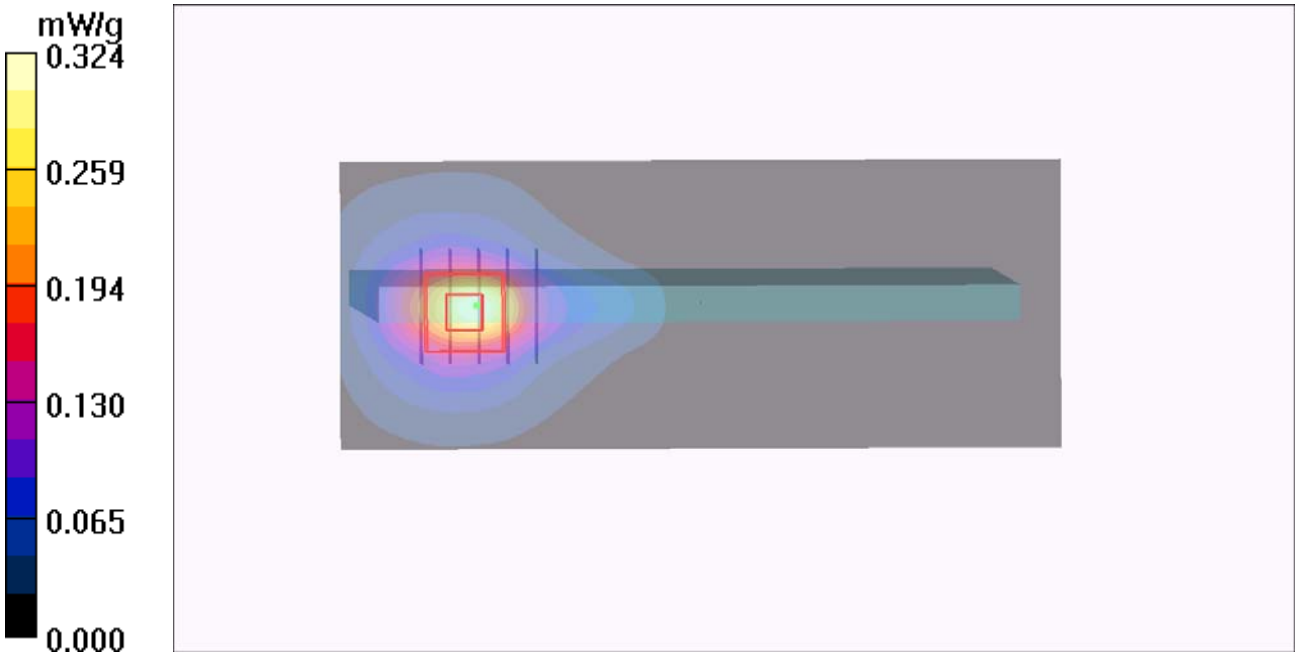

P27 GSM1900_GPRS12_Secondary Landscape_0.7cm_Ch512_Sensor Off

DUT: 120427C12

Communication System: GSM1900 GPRS12; Frequency: 1850.2 MHz;Duty Cycle: 1:2
Medium: B1900_0530 Medium parameters used : f = 1850.2 MHz; σ = 1.5 mho/m; ε_r = 54.5; ρ = 1000 kg/m^3
Ambient Temperature：21.8 ℃; Liquid Temperature：20.8 ℃

DASY4 Configuration:
- Probe: EX3DV4 - SN3590; ConvF(8.07, 8.07, 8.07); Calibrated: 2012/02/23
- Sensor-Surface: 2mm (Mechanical Surface Detection)
- Electronics: DAE4 Sn861; Calibrated: 2011/08/29
- Phantom: Flat Phantom ELI4.0; Type: QDOVA001BA; Serial: SN:1039
- Measurement SW: DASY4, V4.7 Build 80; Postprocessing SW: SEMCAD, V1.8 Build 186

Ch512/Area Scan (41x141x1): Measurement grid: dx=20mm, dy=20mm
Maximum value of SAR (interpolated) = 0.436 mW/g

Ch512/Zoom Scan (5x5x7)/Cube 0: Measurement grid: dx=8mm, dy=8mm, dz=5mm
Reference Value = 12.5 V/m; Power Drift = -0.117 dB
Peak SAR (extrapolated) = 0.775 W/kg
SAR(1 g) = 0.429 mW/g; SAR(10 g) = 0.207 mW/g
Maximum value of SAR (measured) = 0.585 mW/g

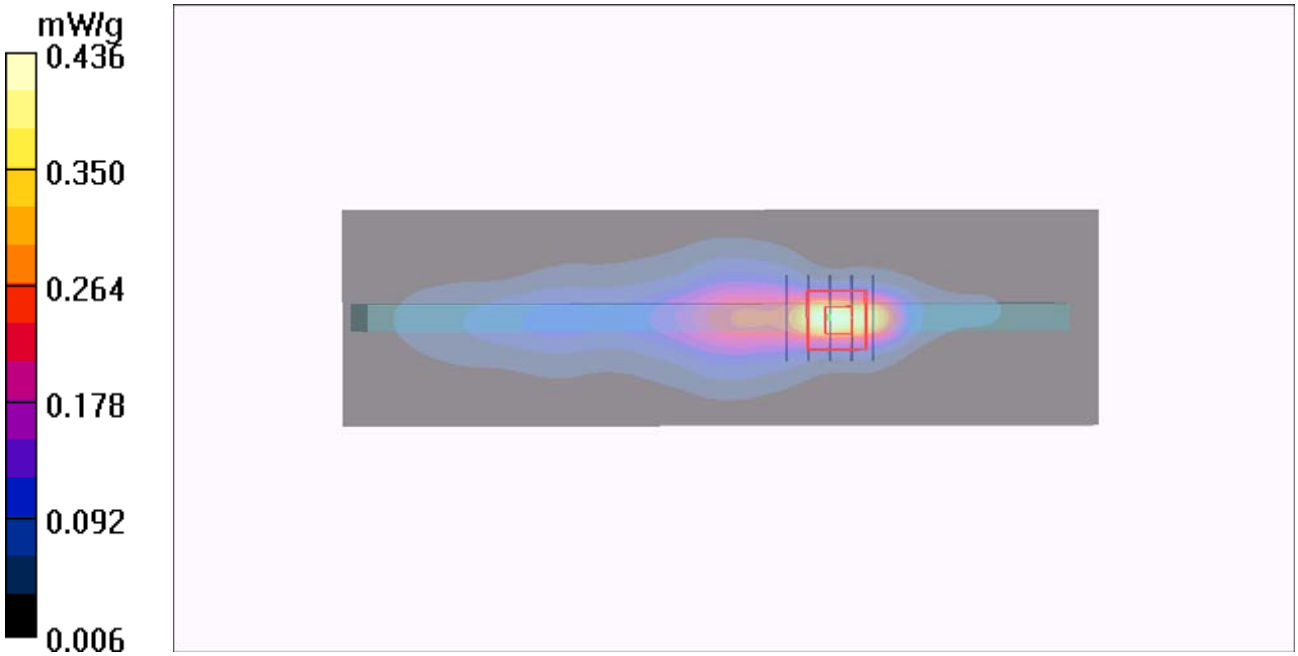

P28 GSM1900_GPRS 12_Secondary Landscape_0cm_Ch512_Sensor Off_TopRight45

DUT: 120427C12

Communication System: GPRS12; Frequency: 1850.2 MHz;Duty Cycle: 1:1.99986
Medium: B1900_0620 Medium parameters used: f = 1850.2 MHz; σ = 1.504 mho/m; ε_r = 54.846; ρ = 1000 kg/m^3
Ambient Temperature：22.3 ℃； Liquid Temperature：21.1 ℃

DASY5 Configuration:
- Probe: EX3DV4 - SN3650; ConvF(7.46, 7.46, 7.46); Calibrated: 2011/10/26;
- Sensor-Surface: 2mm (Mechanical Surface Detection)
- Electronics: DAE4 Sn1277; Calibrated: 2011/07/29
- Phantom: ELI v4.0; Type: QDOVA001BA; Serial: TP:1043
- Measurement SW: DASY52, Version 52.8 (1); SEMCAD X Version 14.6.5 (6469)

Ch512/Area Scan (41x81x1): Measurement grid: dx=20mm, dy=20mm
Maximum value of SAR (interpolated) = 0.0577 mW/g

Ch512/Zoom Scan (5x5x7)/Cube 0: Measurement grid: dx=8mm, dy=8mm, dz=5mm
Reference Value = 2.312 V/m; Power Drift = -0.12 dB
Peak SAR (extrapolated) = 0.075 mW/g
SAR(1 g) = 0.044 mW/g; SAR(10 g) = 0.025 mW/g
Maximum value of SAR (measured) = 0.0614 mW/g

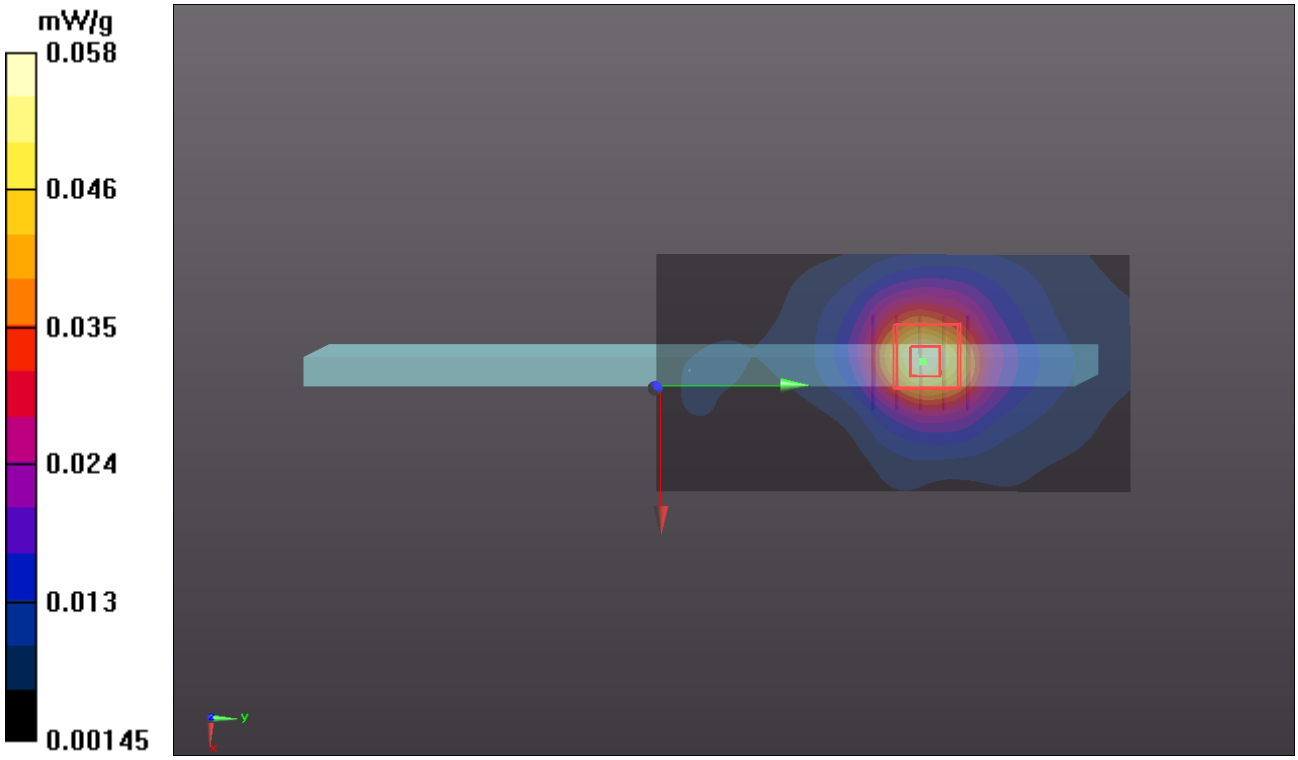

P29 GSM1900_GPRS 12_Secondary Landscape_0cm_Ch512_Sensor Off_TopLeft3

DUT: 120427C12

Communication System: GPRS12; Frequency: 1850.2 MHz;Duty Cycle: 1:1.99986
Medium: B1900_0606 Medium parameters used : f = 1850.2 MHz; σ = 1.495 mho/m; ε_r = 54.124; ρ = 1000 kg/m^3
Ambient Temperature：21.6 ℃； Liquid Temperature：20.8 ℃

DASY5 Configuration:
- Probe: EX3DV4 - SN3650; ConvF(7.46, 7.46, 7.46); Calibrated: 2011/10/26;
- Sensor-Surface: 2mm (Mechanical Surface Detection)
- Electronics: DAE4 Sn1277; Calibrated: 2011/07/29
- Phantom: ELI v4.0; Type: QDOVA001BA; Serial: TP:1043
- Measurement SW: DASY52, Version 52.8 (1); SEMCAD X Version 14.6.5 (6469)

Ch512/Area Scan (51x151x1): Measurement grid: dx=20mm, dy=20mm
Maximum value of SAR (interpolated) = 0.294 mW/g

Ch512/Zoom Scan (5x5x7)/Cube 0: Measurement grid: dx=8mm, dy=8mm, dz=5mm
Reference Value = 12.711 V/m; Power Drift = 0.17 dB
Peak SAR (extrapolated) = 0.405 mW/g
SAR(1 g) = 0.232 mW/g; SAR(10 g) = 0.120 mW/g
Maximum value of SAR (measured) = 0.325 mW/g

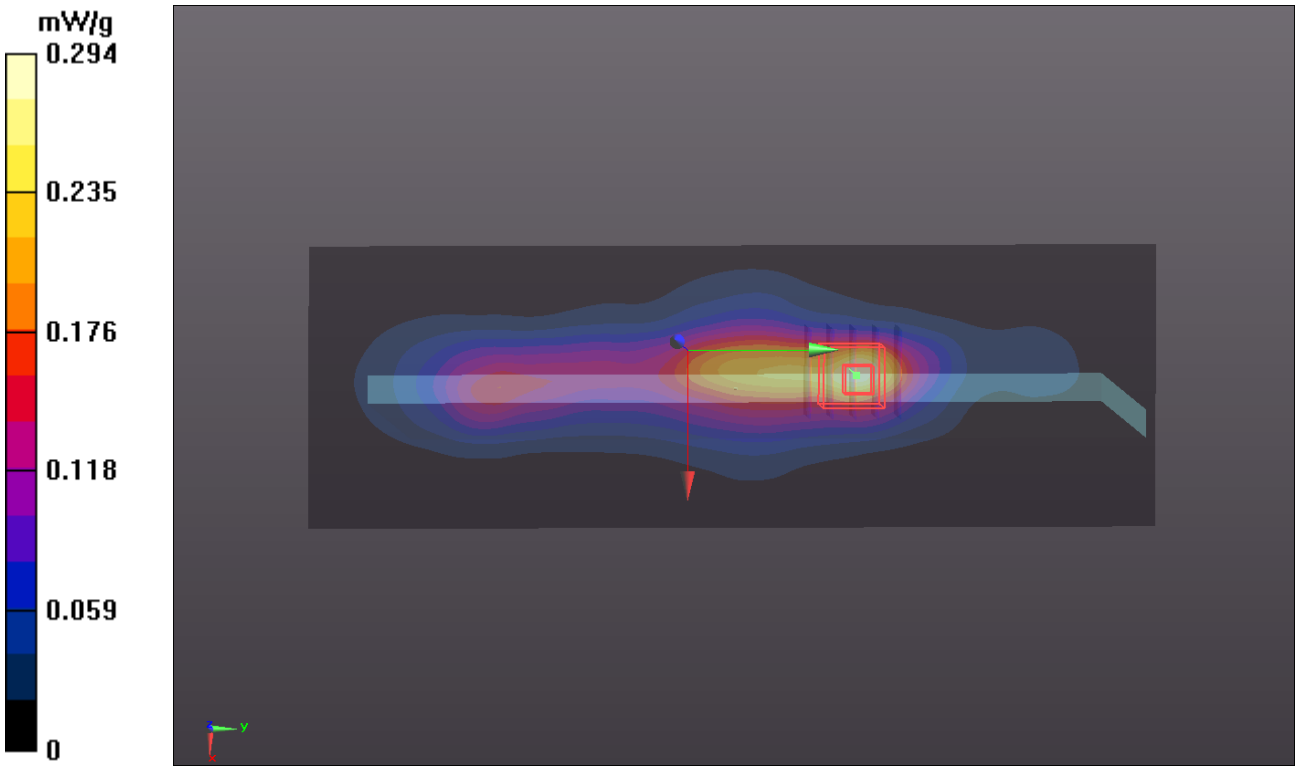

P41 WCDMA V_RMC12.2k_Rear Face_0cm_Ch4132_Sensor On

DUT: 120427C12

Communication System: WCDMA; Frequency: 826.4 MHz;Duty Cycle: 1:1
Medium: B835_0531 Medium parameters used: f = 826.4 MHz; σ = 0.983 mho/m; ε_r = 55.858; ρ = 1000 kg/m^3
Ambient Temperature：21.8 ℃; Liquid Temperature：20.5 ℃

DASY5 Configuration:
- Probe: EX3DV4 - SN3650; ConvF(9.12, 9.12, 9.12); Calibrated: 2011/10/26;
- Sensor-Surface: 2mm (Mechanical Surface Detection)
- Electronics: DAE4 Sn1277; Calibrated: 2011/07/29
- Phantom: ELI v4.0; Type: QDOVA001BA; Serial: TP:1043
- Measurement SW: DASY52, Version 52.8 (1); SEMCAD X Version 14.6.5 (6469)

Ch4132/Area Scan (111x151x1): Measurement grid: dx=20mm, dy=20mm
Maximum value of SAR (interpolated) = 1.20 mW/g

Ch4132/Zoom Scan (5x5x7)/Cube 0: Measurement grid: dx=8mm, dy=8mm, dz=5mm
Reference Value = 3.080 V/m; Power Drift = 0.06 dB
Peak SAR (extrapolated) = 1.616 mW/g
SAR(1 g) = 0.891 mW/g; SAR(10 g) = 0.529 mW/g
Maximum value of SAR (measured) = 1.26 mW/g

Ch4132/Zoom Scan (5x5x7)/Cube 1: Measurement grid: dx=8mm, dy=8mm, dz=5mm
Reference Value = 3.080 V/m; Power Drift = 0.06dB
Peak SAR (extrapolated) = 1.377 mW/g
SAR(1 g) = 0.730 mW/g; SAR(10 g) = 0.454 mW/g
Maximum value of SAR (measured) = 1.03 mW/g

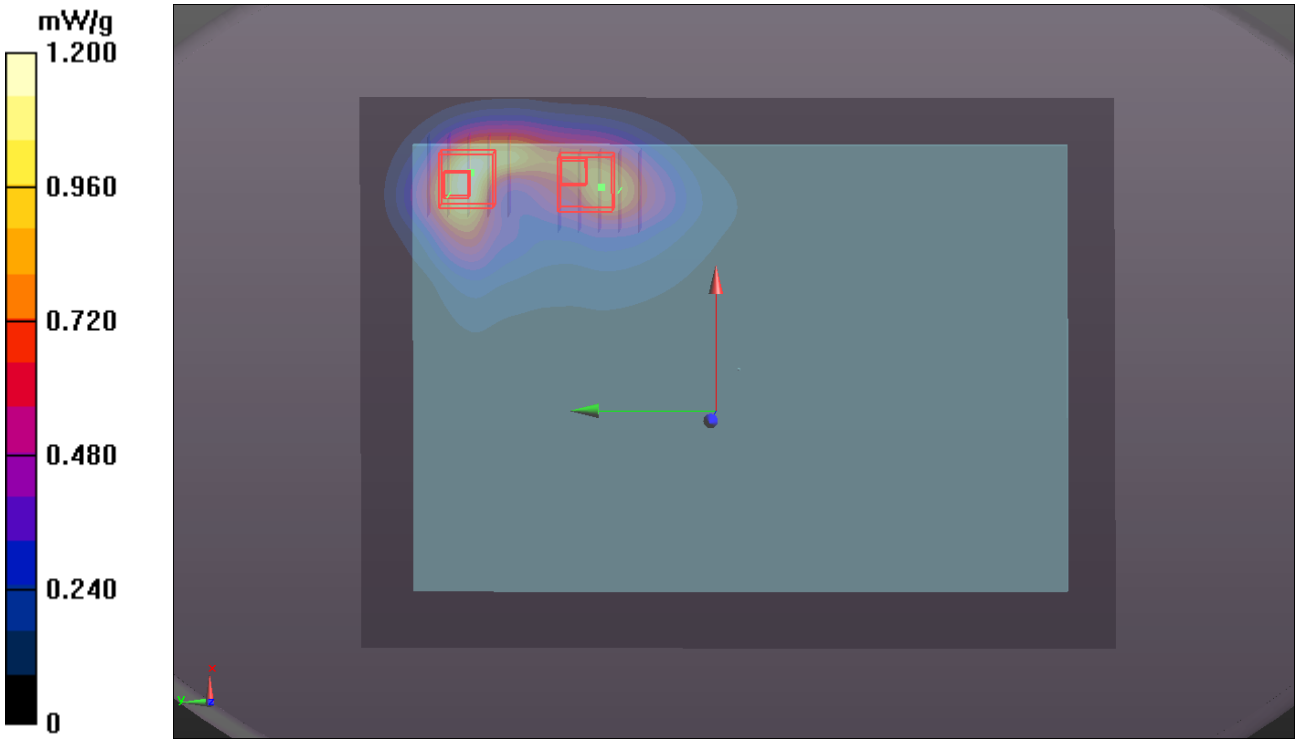

P42 WCDMA V_RMC12.2k_Secondary Landscape_0cm_Ch4132_Sensor On

DUT: 120427C12

Communication System: WCDMA; Frequency: 826.4 MHz;Duty Cycle: 1:1
Medium: B835_0531 Medium parameters used: f = 826.4 MHz; σ = 0.983 mho/m; ε_r = 55.858; ρ = 1000 kg/m^3
Ambient Temperature：21.8 ℃； Liquid Temperature：20.5 ℃

DASY5 Configuration:
- Probe: EX3DV4 - SN3650; ConvF(9.12, 9.12, 9.12); Calibrated: 2011/10/26;
- Sensor-Surface: 2mm (Mechanical Surface Detection)
- Electronics: DAE4 Sn1277; Calibrated: 2011/07/29
- Phantom: ELI v4.0; Type: QDOVA001BA; Serial: TP:1043
- Measurement SW: DASY52, Version 52.8 (1); SEMCAD X Version 14.6.5 (6469)

Ch4132/Area Scan (41x151x1): Measurement grid: dx=20mm, dy=20mm
Maximum value of SAR (interpolated) = 0.797 mW/g

Ch4132/Zoom Scan (5x5x7)/Cube 0: Measurement grid: dx=8mm, dy=8mm, dz=5mm
Reference Value = 22.335 V/m; Power Drift = -0.020 dB
Peak SAR (extrapolated) = 0.990 mW/g
SAR(1 g) = 0.504 mW/g; SAR(10 g) = 0.280 mW/g
Maximum value of SAR (measured) = 0.773 mW/g

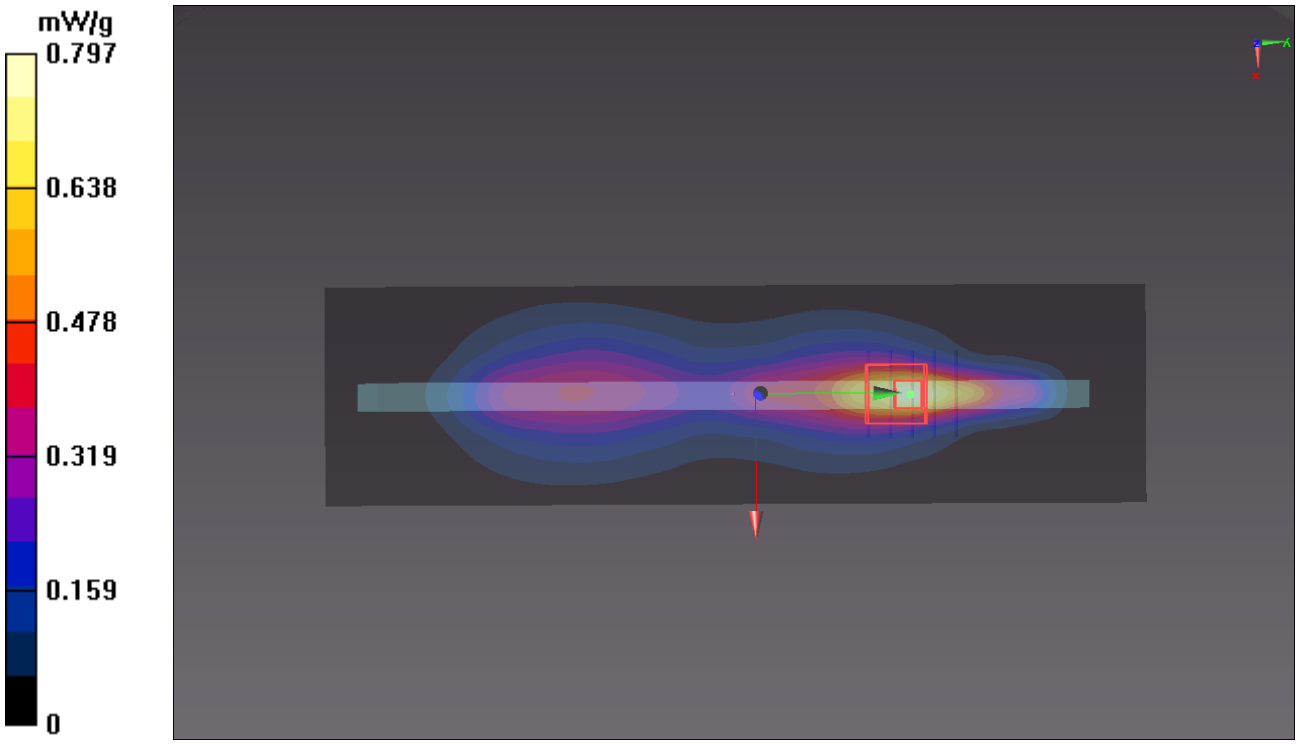

P43 WCDMA V_RMC12.2k_Rear Face_0cm_Ch4182_Sensor On

DUT: 120427C12

Communication System: WCDMA; Frequency: 836.4 MHz;Duty Cycle: 1:1
Medium: B835_0531 Medium parameters used : f = 836.4 MHz; σ = 0.992 mho/m; ε_r = 55.751; ρ = 1000 kg/m^3
Ambient Temperature：21.8 ℃； Liquid Temperature：20.5 ℃

DASY5 Configuration:
- Probe: EX3DV4 - SN3650; ConvF(9.12, 9.12, 9.12); Calibrated: 2011/10/26;
- Sensor-Surface: 2mm (Mechanical Surface Detection)
- Electronics: DAE4 Sn1277; Calibrated: 2011/07/29
- Phantom: ELI v4.0; Type: QDOVA001BA; Serial: TP:1043
- Measurement SW: DASY52, Version 52.8 (1); SEMCAD X Version 14.6.5 (6469)

Ch4182/Area Scan (111x71x1): Measurement grid: dx=20mm, dy=20mm
Maximum value of SAR (interpolated) = 1.45 mW/g

Ch4182/Zoom Scan (5x5x7)/Cube 0: Measurement grid: dx=8mm, dy=8mm, dz=5mm
Reference Value = 3.984 V/m; Power Drift = 0.16 dB
Peak SAR (extrapolated) = 1.946 mW/g
SAR(1 g) = 1.07 mW/g; SAR(10 g) = 0.629 mW/g
Maximum value of SAR (measured) = 1.48 mW/g

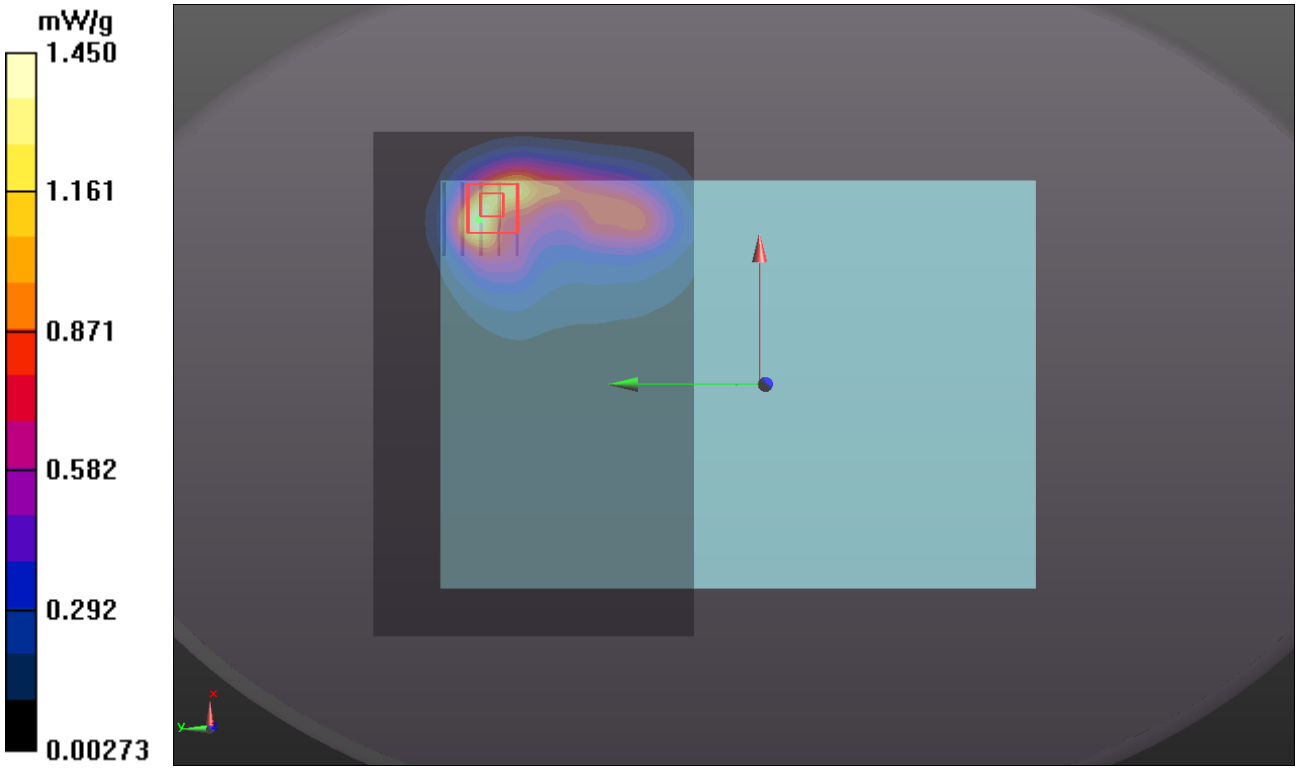

P44 WCDMA V_RMC12.2k_Rear Face_0cm_Ch4233_Sensor On

DUT: 120427C12

Communication System: WCDMA; Frequency: 846.6 MHz;Duty Cycle: 1:1
Medium: B835_0531 Medium parameters used: f = 847 MHz; σ = 1.002 mho/m; ε_r = 55.621; ρ = 1000 kg/m^3
Ambient Temperature：21.8 ℃； Liquid Temperature：20.5 ℃

DASY5 Configuration:
- Probe: EX3DV4 - SN3650; ConvF(9.12, 9.12, 9.12); Calibrated: 2011/10/26;
- Sensor-Surface: 2mm (Mechanical Surface Detection)
- Electronics: DAE4 Sn1277; Calibrated: 2011/07/29
- Phantom: ELI v4.0; Type: QDOVA001BA; Serial: TP:1043
- Measurement SW: DASY52, Version 52.8 (1); SEMCAD X Version 14.6.5 (6469)

Ch4233/Area Scan (111x71x1): Measurement grid: dx=20mm, dy=20mm
Maximum value of SAR (interpolated) = 1.52 mW/g

Ch4233/Zoom Scan (5x5x7)/Cube 0: Measurement grid: dx=8mm, dy=8mm, dz=5mm
Reference Value = 3.905 V/m; Power Drift = 0.11 dB
Peak SAR (extrapolated) = 1.958 mW/g
SAR(1 g) = 1.09 mW/g; SAR(10 g) = 0.631 mW/g
Maximum value of SAR (measured) = 1.51 mW/g

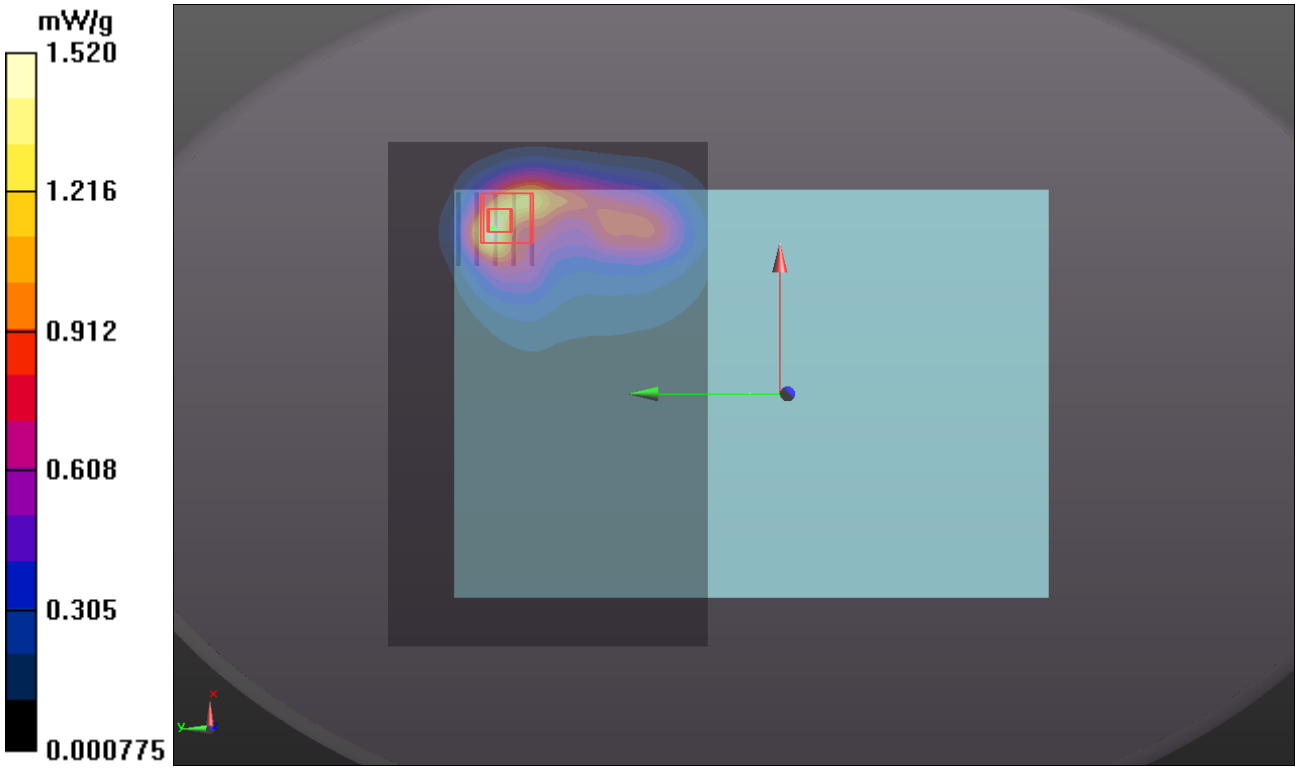

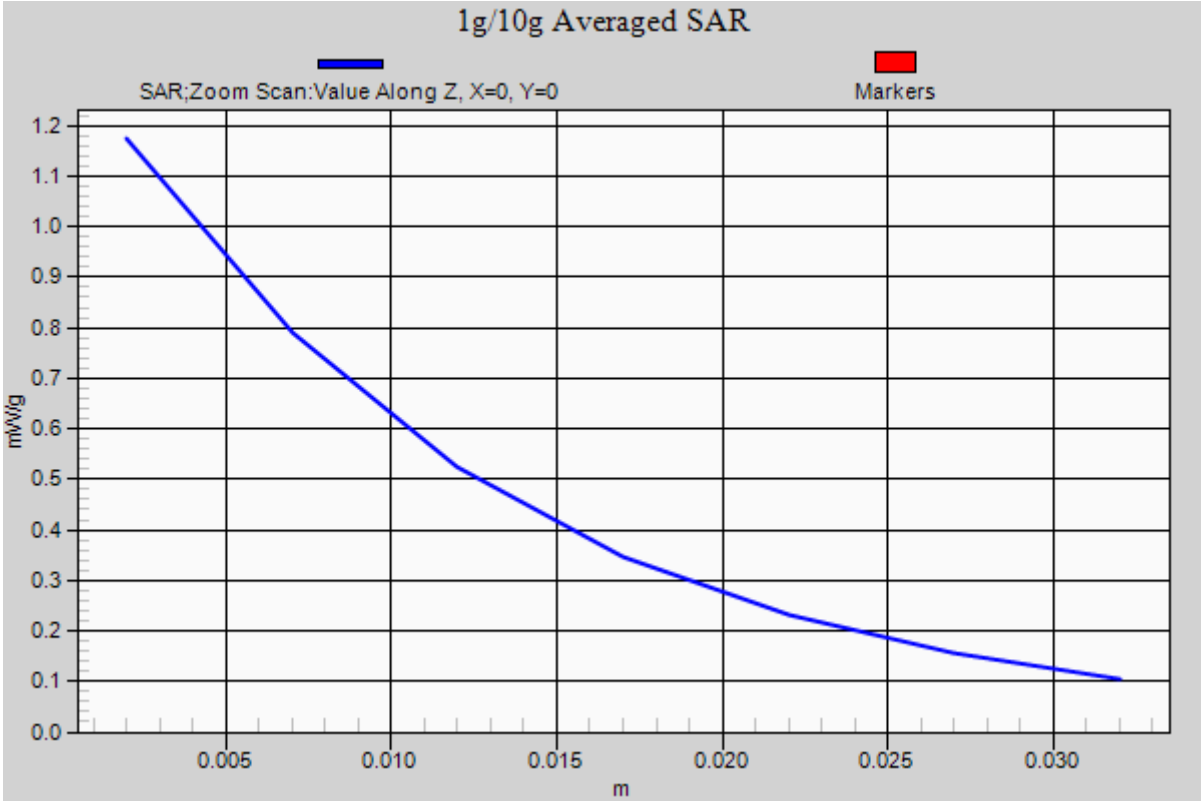
1g/10g Averaged SAR
SAR;Zoom Scan:Value Along Z, X=0, Y=0
Markers
mW/g
1.2
1.1
1.0
0.9
0.8
0.7
0.6
0.5
0.4
0.3
0.2
0.1
0.0
0.005
0.010
0.015
0.020
0.025
0.030
m

P45 WCDMA V_RMC12.2k_Rear Face_0.7cm_Ch4233_Sensor Off

DUT: 120427C12

Communication System: WCDMA; Frequency: 846.6 MHz;Duty Cycle: 1:1
Medium: B835_0605 Medium parameters used: f = 847 MHz; σ = 1.005 mho/m; ε_r = 56.981; ρ = 1000 kg/m^3
Ambient Temperature：21.6 ℃； Liquid Temperature：20.5 ℃

DASY5 Configuration:
- Probe: EX3DV4 - SN3650; ConvF(9.12, 9.12, 9.12); Calibrated: 2011/10/26;
- Sensor-Surface: 2mm (Mechanical Surface Detection)
- Electronics: DAE4 Sn1277; Calibrated: 2011/07/29
- Phantom: ELI v4.0; Type: QDOVA001BA; Serial: TP:1043
- Measurement SW: DASY52, Version 52.8 (1); SEMCAD X Version 14.6.5 (6469)

Ch4233/Area Scan (111x151x1): Measurement grid: dx=20mm, dy=20mm
Maximum value of SAR (interpolated) = 0.743 mW/g

Ch4233/Zoom Scan (5x5x7)/Cube 0: Measurement grid: dx=8mm, dy=8mm, dz=5mm
Reference Value = 8.186 V/m; Power Drift = 0.11 dB
Peak SAR (extrapolated) = 0.896 mW/g
SAR(1 g) = 0.560 mW/g; SAR(10 g) = 0.355 mW/g
Maximum value of SAR (measured) = 0.722 mW/g

Ch4233/Zoom Scan (5x5x7)/Cube 1: Measurement grid: dx=8mm, dy=8mm, dz=5mm
Reference Value = 8.186 V/m; Power Drift = 0.11 dB
Peak SAR (extrapolated) = 0.793 mW/g
SAR(1 g) = 0.530 mW/g; SAR(10 g) = 0.347 mW/g
Maximum value of SAR (measured) = 0.681 mW/g

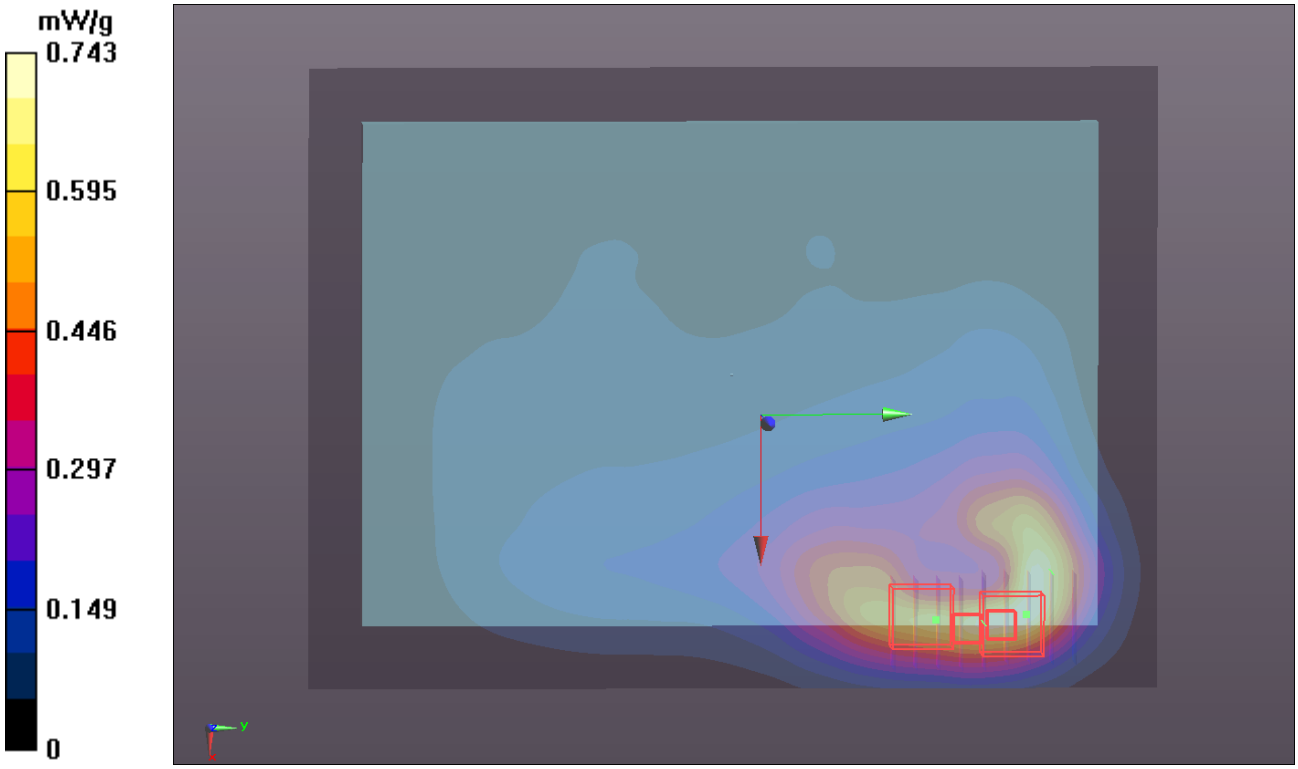

P46 WCDMA V_RMC12.2K_Rear Face_0cm_Ch4233_Sensor Off_TopRightRear45

DUT: 120427C12

Communication System: WCDMA; Frequency: 846.6 MHz;Duty Cycle: 1:1
Medium: B835_0620 Medium parameters used: f = 847 MHz; σ = 1.003 mho/m; ε_r = 55.161; ρ = 1000 kg/m^3
Ambient Temperature：22.0 ℃； Liquid Temperature：20.8 ℃

DASY5 Configuration:
- Probe: EX3DV4 - SN3650; ConvF(9.12, 9.12, 9.12); Calibrated: 2011/10/26;
- Sensor-Surface: 2mm (Mechanical Surface Detection)
- Electronics: DAE4 Sn1277; Calibrated: 2011/07/29
- Phantom: ELI v4.0; Type: QDOVA001BA; Serial: TP:1043
- Measurement SW: DASY52, Version 52.8 (1); SEMCAD X Version 14.6.5 (6469)

Ch4233/Area Scan (51x51x1): Measurement grid: dx=20mm, dy=20mm
Maximum value of SAR (interpolated) = 0.438 mW/g

Ch4233/Zoom Scan (5x5x7)/Cube 0: Measurement grid: dx=8mm, dy=8mm, dz=5mm
Reference Value = 3.383 V/m; Power Drift = -0.03 dB
Peak SAR (extrapolated) = 0.509 mW/g
SAR(1 g) = 0.313 mW/g; SAR(10 g) = 0.184 mW/g
Maximum value of SAR (measured) = 0.417 mW/g

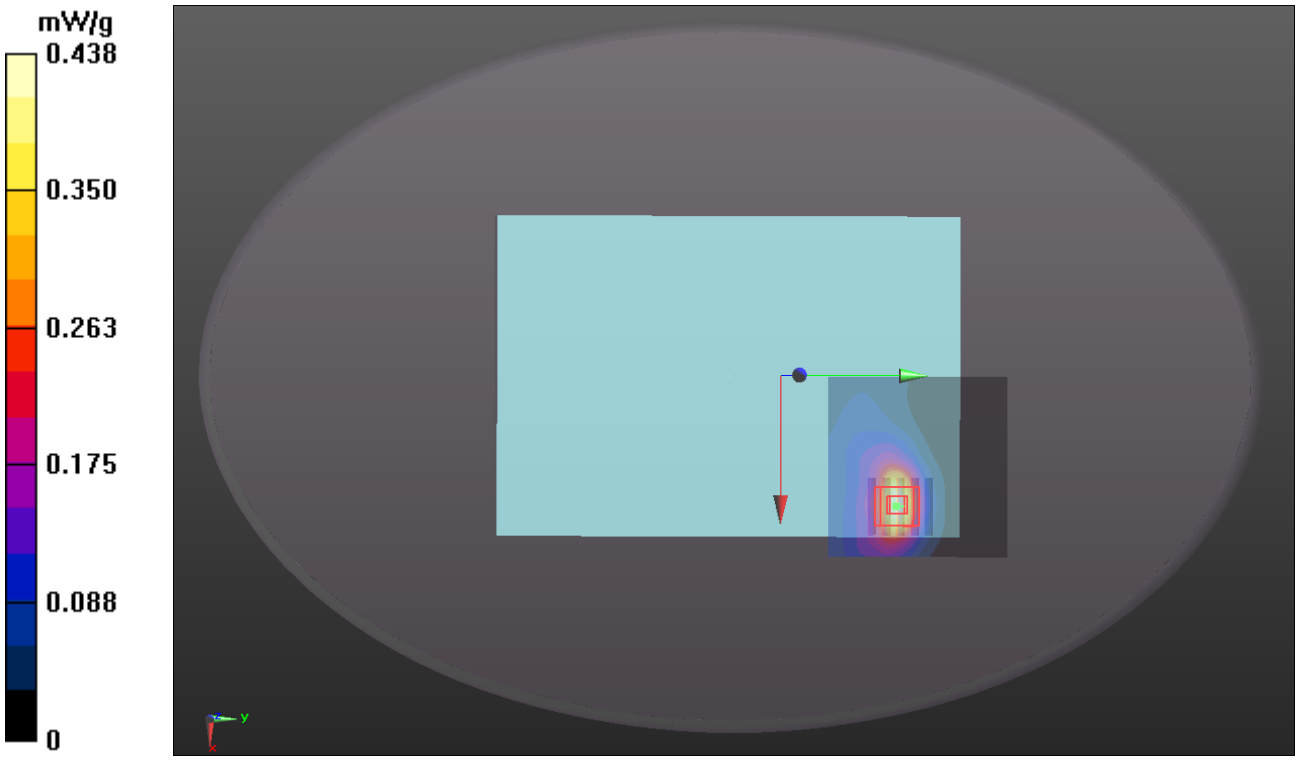

P47 WCDMA V_RMC12.2k_Rear Face_0cm_Ch4233_Sensor Off_TopLeftRear5

DUT: 120427C12

Communication System: WCDMA; Frequency: 846.6 MHz;Duty Cycle: 1:1
Medium: B835_0605 Medium parameters used: f = 847 MHz; σ = 1.005 mho/m; ε_r = 56.981; ρ = 1000 kg/m^3
Ambient Temperature：21.6 ℃； Liquid Temperature：20.5 ℃

DASY5 Configuration:
- Probe: EX3DV4 - SN3650; ConvF(9.12, 9.12, 9.12); Calibrated: 2011/10/26;
- Sensor-Surface: 2mm (Mechanical Surface Detection)
- Electronics: DAE4 Sn1277; Calibrated: 2011/07/29
- Phantom: ELI v4.0; Type: QDOVA001BA; Serial: TP:1043
- Measurement SW: DASY52, Version 52.8 (1); SEMCAD X Version 14.6.5 (6469)

Ch4233/Area Scan (111x151x1): Measurement grid: dx=20mm, dy=20mm
Maximum value of SAR (interpolated) = 0.470 mW/g

Ch4233/Zoom Scan (5x5x7)/Cube 0: Measurement grid: dx=8mm, dy=8mm, dz=5mm
Reference Value = 10.030 V/m; Power Drift = 0.05 dB
Peak SAR (extrapolated) = 0.567 mW/g
SAR(1 g) = 0.398 mW/g; SAR(10 g) = 0.277 mW/g
Maximum value of SAR (measured) = 0.481 mW/g

Ch4233/Zoom Scan (5x5x7)/Cube 1: Measurement grid: dx=8mm, dy=8mm, dz=5mm
Reference Value = 10.030 V/m; Power Drift = 0.05 dB
Peak SAR (extrapolated) = 0.410 mW/g
SAR(1 g) = 0.287 mW/g; SAR(10 g) = 0.192 mW/g
Maximum value of SAR (measured) = 0.367 mW/g

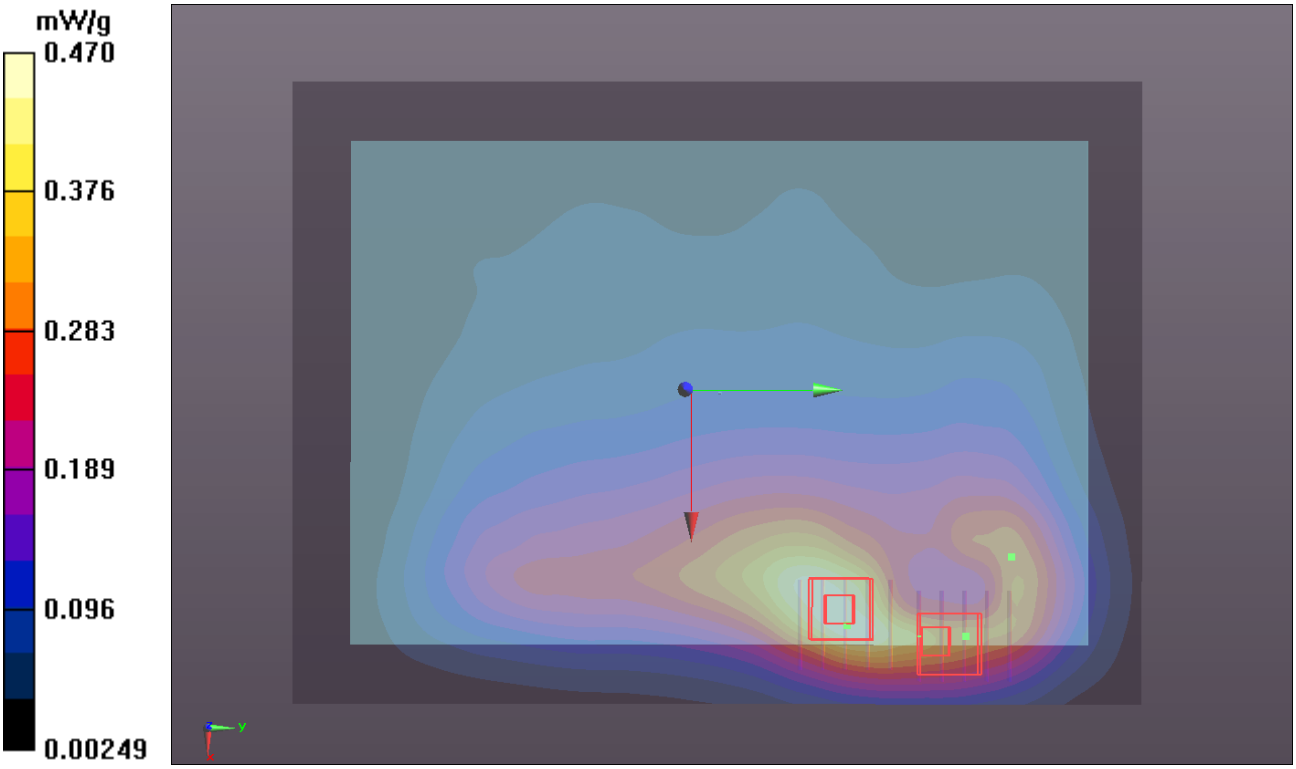

P48 WCDMA V_RMC12.2K_Primary Portrait_0cm_Ch4233_Sensor Off

DUT: 120427C12

Communication System: WCDMA; Frequency: 846.6 MHz;Duty Cycle: 1:1
Medium: B835_0605 Medium parameters used: f = 847 MHz; σ = 1.005 mho/m; ε_r = 56.981; ρ = 1000 kg/m^3
Ambient Temperature：21.6 ℃； Liquid Temperature：20.5 ℃

DASY5 Configuration:
- Probe: EX3DV4 - SN3650; ConvF(9.12, 9.12, 9.12); Calibrated: 2011/10/26;
- Sensor-Surface: 2mm (Mechanical Surface Detection)
- Electronics: DAE4 Sn1277; Calibrated: 2011/07/29
- Phantom: ELI v4.0; Type: QDOVA001BA; Serial: TP:1043
- Measurement SW: DASY52, Version 52.8 (1); SEMCAD X Version 14.6.5 (6469)

Ch4233/Area Scan (41x101x1): Measurement grid: dx=20mm, dy=20mm
Maximum value of SAR (interpolated) = 0.238 mW/g

Ch4233/Zoom Scan (5x5x7)/Cube 0: Measurement grid: dx=8mm, dy=8mm, dz=5mm
Reference Value = 5.855 V/m; Power Drift = 0.10 dB
Peak SAR (extrapolated) = 0.323 mW/g
SAR(1 g) = 0.174 mW/g; SAR(10 g) = 0.097 mW/g
Maximum value of SAR (measured) = 0.258 mW/g

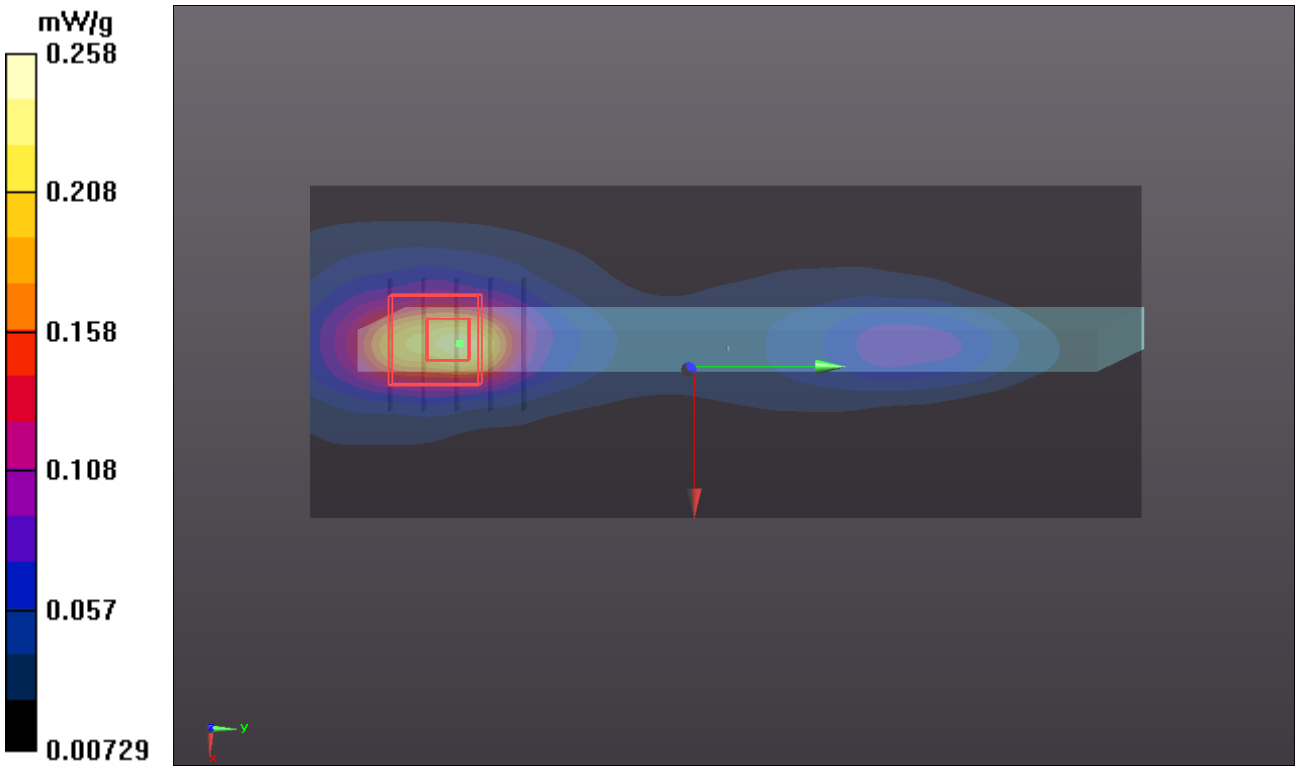

P49 WCDMA V_RMC12.2K_Secondary Landscape_0.7cm_Ch4233_Sensor Off

DUT: 120427C12

Communication System: WCDMA; Frequency: 846.6 MHz;Duty Cycle: 1:1
Medium: B835_0605 Medium parameters used: f = 847 MHz; σ = 1.005 mho/m; ε_r = 56.981; ρ = 1000 kg/m^3
Ambient Temperature：21.6 ℃； Liquid Temperature：20.5 ℃

DASY5 Configuration:
- Probe: EX3DV4 - SN3650; ConvF(9.12, 9.12, 9.12); Calibrated: 2011/10/26;
- Sensor-Surface: 2mm (Mechanical Surface Detection)
- Electronics: DAE4 Sn1277; Calibrated: 2011/07/29
- Phantom: ELI v4.0; Type: QDOVA001BA; Serial: TP:1043
- Measurement SW: DASY52, Version 52.8 (1); SEMCAD X Version 14.6.5 (6469)

Ch4233/Area Scan (41x101x1): Measurement grid: dx=20mm, dy=20mm
Maximum value of SAR (interpolated) = 0.449 mW/g

Ch4233/Zoom Scan (5x5x7)/Cube 0: Measurement grid: dx=8mm, dy=8mm, dz=5mm
Reference Value = 14.649 V/m; Power Drift = 0.03 dB
Peak SAR (extrapolated) = 0.510 mW/g
SAR(1 g) = 0.373 mW/g; SAR(10 g) = 0.265 mW/g
Maximum value of SAR (measured) = 0.451 mW/g

Ch4233/Zoom Scan (5x5x7)/Cube 1: Measurement grid: dx=8mm, dy=8mm, dz=5mm
Reference Value = 14.649 V/m; Power Drift = 0.03 dB
Peak SAR (extrapolated) = 0.456 mW/g
SAR(1 g) = 0.310 mW/g; SAR(10 g) = 0.201 mW/g
Maximum value of SAR (measured) = 0.391 mW/g

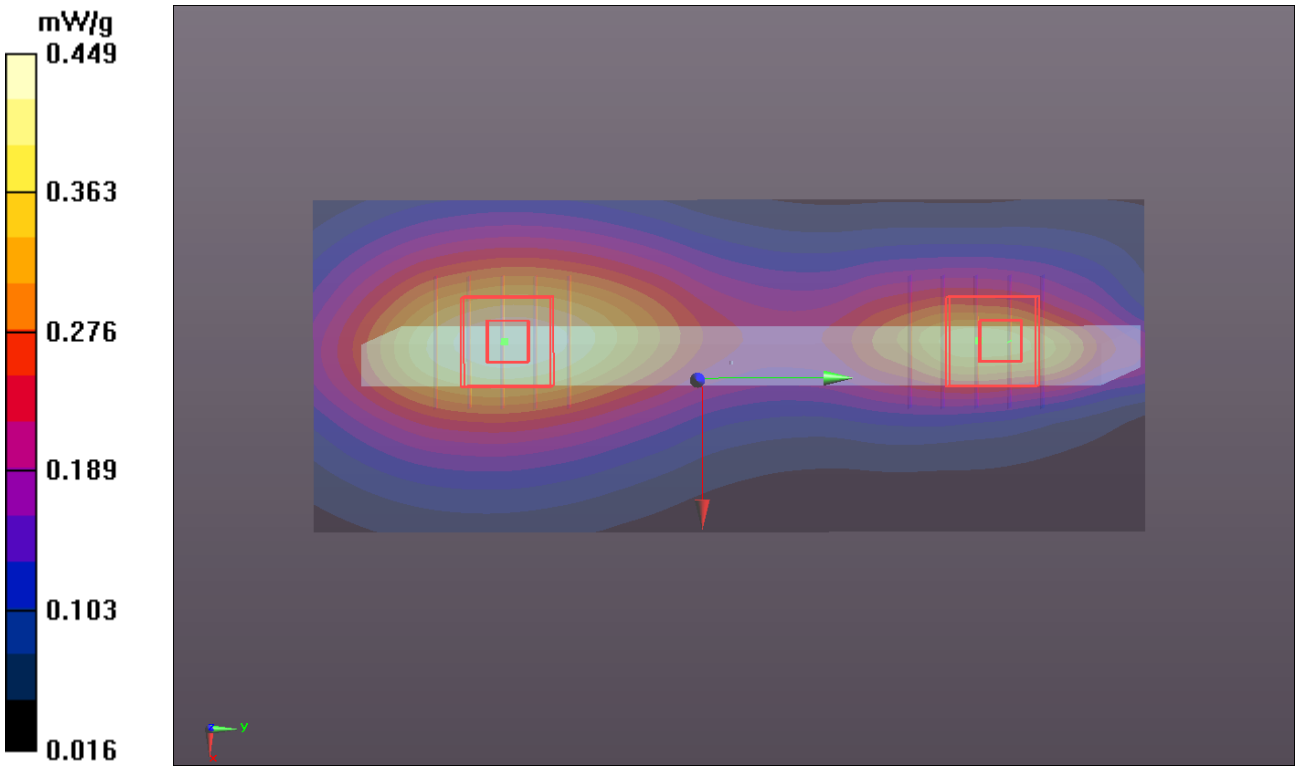

P50 WCDMA V_RMC12.2K_Secondary Landscape_0cm_Ch4233_Sensor Off_TopRight45

DUT: 120427C12

Communication System: WCDMA; Frequency: 846.6 MHz;Duty Cycle: 1:1
Medium: B835_0620 Medium parameters used: f = 847 MHz; σ = 1.003 mho/m; ε_r = 55.161; ρ = 1000 kg/m^3
Ambient Temperature：22.0 ℃； Liquid Temperature：20.8 ℃

DASY5 Configuration:
- Probe: EX3DV4 - SN3650; ConvF(9.12, 9.12, 9.12); Calibrated: 2011/10/26;
- Sensor-Surface: 2mm (Mechanical Surface Detection)
- Electronics: DAE4 Sn1277; Calibrated: 2011/07/29
- Phantom: ELI v4.0; Type: QDOVA001BA; Serial: TP:1043
- Measurement SW: DASY52, Version 52.8 (1); SEMCAD X Version 14.6.5 (6469)

Ch4233/Area Scan (41x81x1): Measurement grid: dx=20mm, dy=20mm
Maximum value of SAR (interpolated) = 0.181 mW/g

Ch4233/Zoom Scan (5x5x7)/Cube 0: Measurement grid: dx=8mm, dy=8mm, dz=5mm
Reference Value = 4.405 V/m; Power Drift = -0.11 dB
Peak SAR (extrapolated) = 0.253 mW/g
SAR(1 g) = 0.141 mW/g; SAR(10 g) = 0.078 mW/g
Maximum value of SAR (measured) = 0.193 mW/g

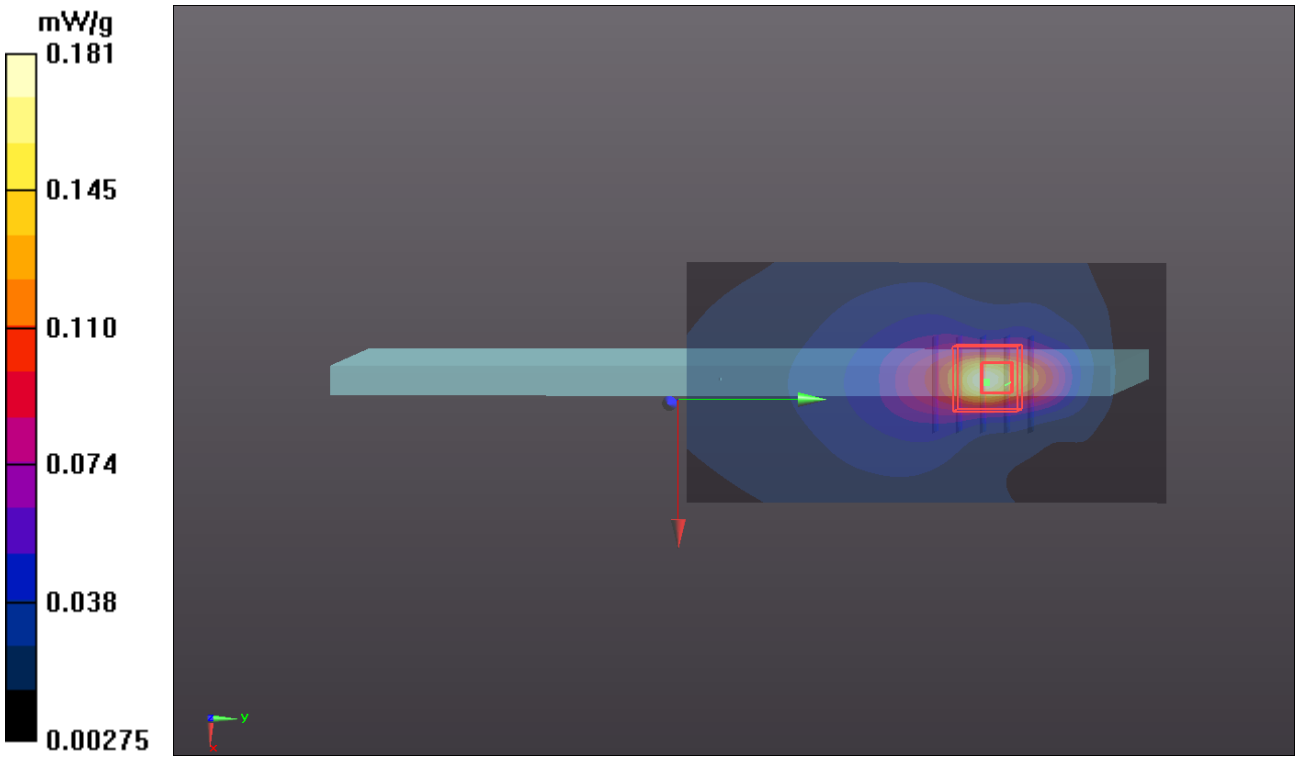

P51 WCDMA V_RMC12.2K_Secondary Landscape_0cm_Ch4233_Sensor Off_TopLeft3

DUT: 120427C12

Communication System: WCDMA; Frequency: 846.6 MHz;Duty Cycle: 1:1
Medium: B835_0605 Medium parameters used: f = 847 MHz; σ = 1.005 mho/m; ε_r = 56.981; ρ = 1000 kg/m^3
Ambient Temperature：21.6 ℃; Liquid Temperature：20.5 ℃

DASY5 Configuration:
- Probe: EX3DV4 - SN3650; ConvF(9.12, 9.12, 9.12); Calibrated: 2011/10/26;
- Sensor-Surface: 2mm (Mechanical Surface Detection)
- Electronics: DAE4 Sn1277; Calibrated: 2011/07/29
- Phantom: ELI v4.0; Type: QDOVA001BA; Serial: TP:1043
- Measurement SW: DASY52, Version 52.8 (1); SEMCAD X Version 14.6.5 (6469)

Ch4233/Area Scan (41x101x1): Measurement grid: dx=20mm, dy=20mm
Maximum value of SAR (interpolated) = 0.843 mW/g

Ch4233/Zoom Scan (5x5x7)/Cube 0: Measurement grid: dx=8mm, dy=8mm, dz=5mm
Reference Value = 18.079 V/m; Power Drift = -0.12 dB
Peak SAR (extrapolated) = 0.906 mW/g
SAR(1 g) = 0.639 mW/g; SAR(10 g) = 0.433 mW/g
Maximum value of SAR (measured) = 0.792 mW/g

Ch4233/Zoom Scan (5x5x7)/Cube 1: Measurement grid: dx=8mm, dy=8mm, dz=5mm
Reference Value = 18.079 V/m; Power Drift = -0.12 dB
Peak SAR (extrapolated) = 0.718 mW/g
SAR(1 g) = 0.472 mW/g; SAR(10 g) = 0.303 mW/g
Maximum value of SAR (measured) = 0.606 mW/g

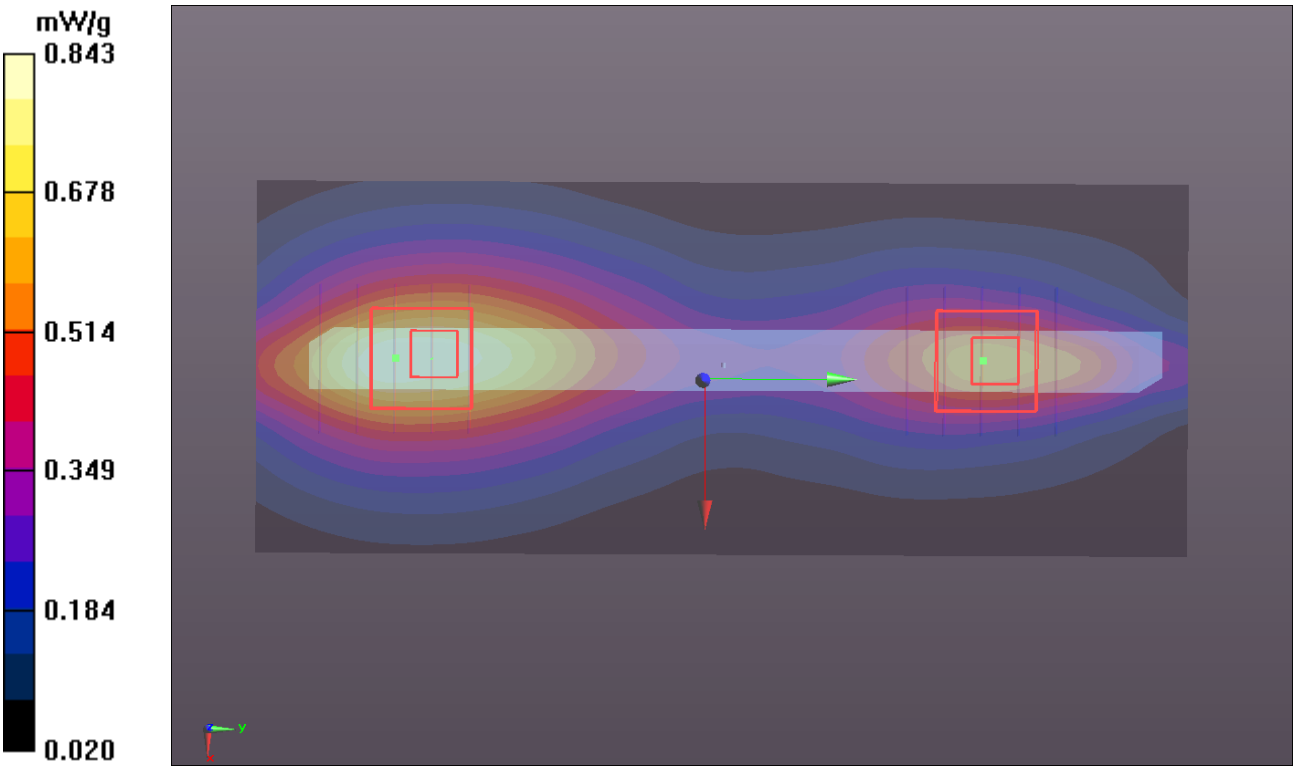

P61 WCDMA II_RMC12.2K_Rear Face_0cm_Ch9400_Sensor On

DUT: 120427C12

Communication System: WCDMA II; Frequency: 1880 MHz;Duty Cycle: 1:1
Medium: B1900_0530 Medium parameters used: f = 1880 MHz; σ = 1.53 mho/m; ε_r = 54.3; ρ = 1000 kg/m^3
Ambient Temperature：21.8 ℃; Liquid Temperature：20.8 ℃

DASY4 Configuration:
- Probe: EX3DV4 - SN3590; ConvF(8.07, 8.07, 8.07); Calibrated: 2012/02/23
- Sensor-Surface: 2mm (Mechanical Surface Detection)
- Electronics: DAE4 Sn861; Calibrated: 2011/08/29
- Phantom: Flat Phantom ELI4.0; Type: QDOVA001BA; Serial: SN:1039
- Measurement SW: DASY4, V4.7 Build 80; Postprocessing SW: SEMCAD, V1.8 Build 186

Ch9400/Area Scan (111x141x1): Measurement grid: dx=20mm, dy=20mm
Maximum value of SAR (interpolated) = 1.59 mW/g

Ch9400/Zoom Scan (5x5x7)/Cube 0: Measurement grid: dx=8mm, dy=8mm, dz=5mm
Reference Value = 2.40 V/m; Power Drift = 0.120 dB
Peak SAR (extrapolated) = 2.15 W/kg
SAR(1 g) = 1.15 mW/g; SAR(10 g) = 0.563 mW/g
Maximum value of SAR (measured) = 1.55 mW/g

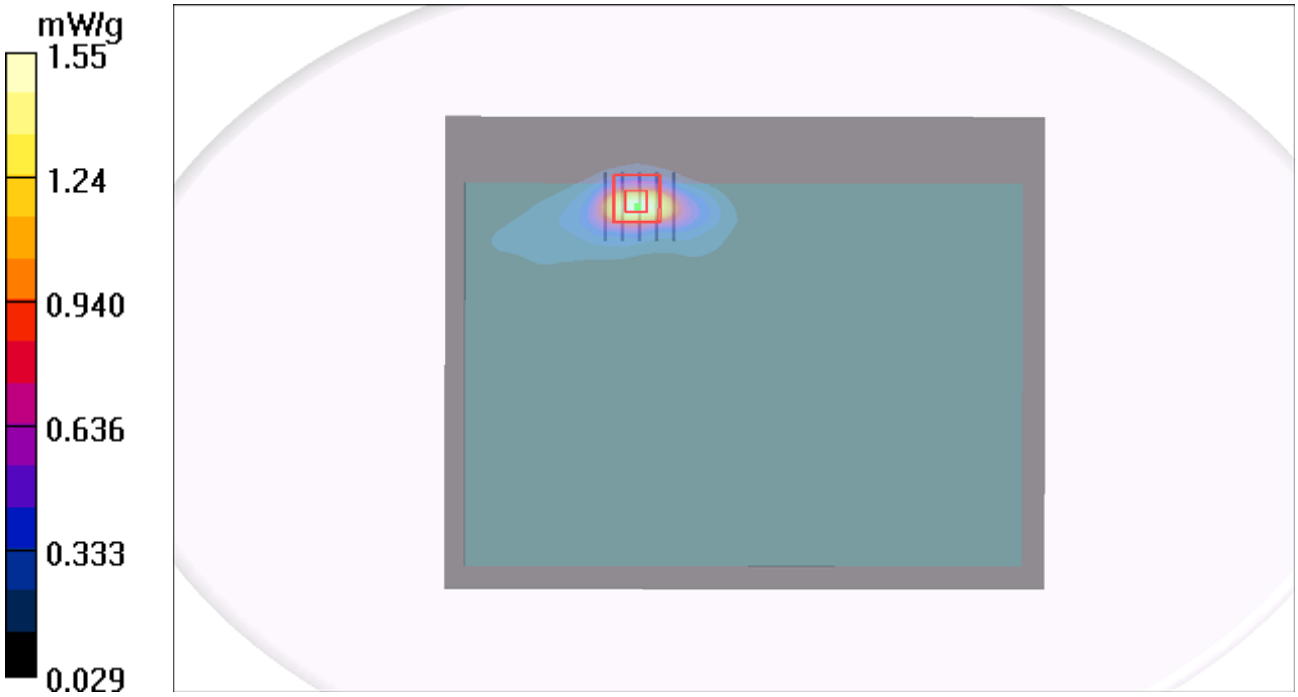

P62 WCDMA II_RMC12.2K_Secondary Landscape_0cm_Ch9400_Sensor On

DUT: 120427C12

Communication System: WCDMA II; Frequency: 1880 MHz;Duty Cycle: 1:1
Medium: B1900_0530 Medium parameters used: f = 1880 MHz; σ = 1.53 mho/m; ε_r = 54.3; ρ = 1000 kg/m^3
Ambient Temperature：21.8 ℃; Liquid Temperature：20.8 ℃

DASY4 Configuration:
- Probe: EX3DV4 - SN3590; ConvF(8.07, 8.07, 8.07); Calibrated: 2012/02/23
- Sensor-Surface: 2mm (Mechanical Surface Detection)
- Electronics: DAE4 Sn861; Calibrated: 2011/08/29
- Phantom: Flat Phantom ELI4.0; Type: QDOVA001BA; Serial: SN:1039
- Measurement SW: DASY4, V4.7 Build 80; Postprocessing SW: SEMCAD, V1.8 Build 186

Ch9400/Area Scan (41x141x1): Measurement grid: dx=20mm, dy=20mm
Maximum value of SAR (interpolated) = 1.15 mW/g

Ch9400/Zoom Scan (5x5x7)/Cube 0: Measurement grid: dx=8mm, dy=8mm, dz=5mm
Reference Value = 12.9 V/m; Power Drift = 0.175 dB
Peak SAR (extrapolated) = 1.59 W/kg
SAR(1 g) = 0.773 mW/g; SAR(10 g) = 0.335 mW/g
Maximum value of SAR (measured) = 1.16 mW/g

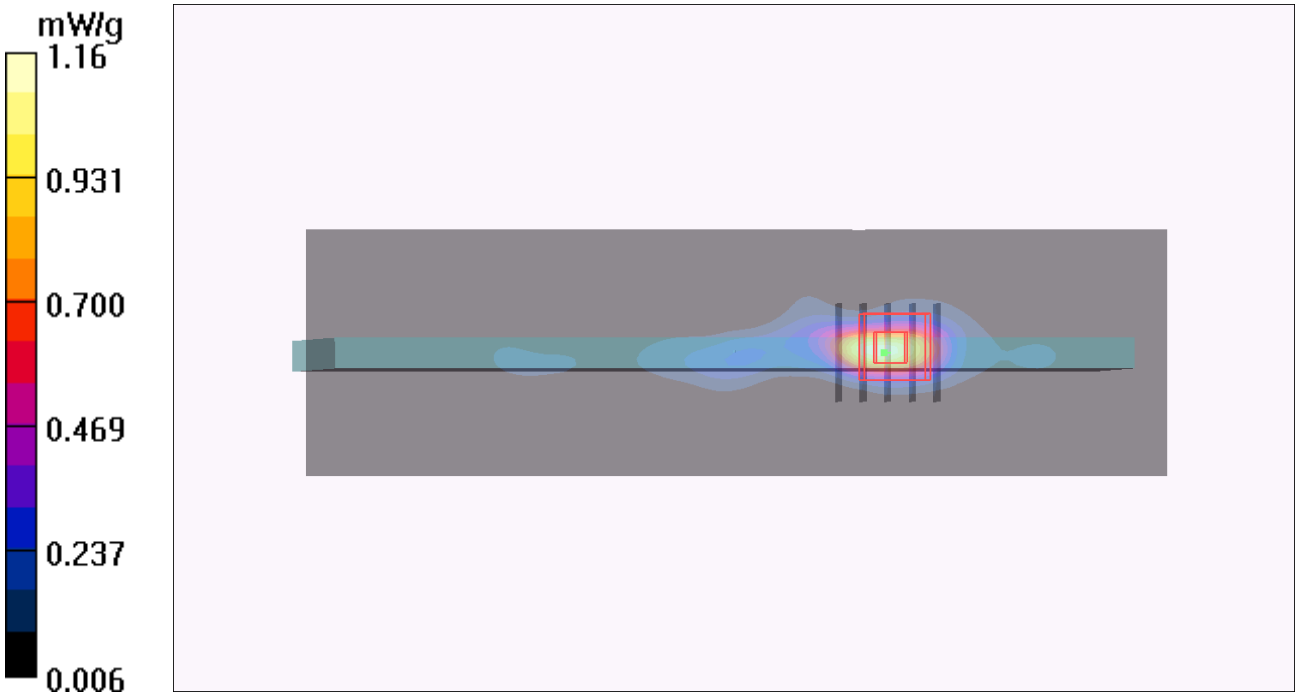

P63 WCDMA II_RMC12.2K_Rear Face_0cm_Ch9262_Sensor On

DUT: 120427C12

Communication System: WCDMA II; Frequency: 1852.4 MHz;Duty Cycle: 1:1
Medium: B1900_0530 Medium parameters used : f = 1852.4 MHz; σ = 1.5 mho/m; ε_r = 54.4; ρ = 1000 kg/m^3
Ambient Temperature：21.8 ℃； Liquid Temperature：20.8 ℃

DASY4 Configuration:
- Probe: EX3DV4 - SN3590; ConvF(8.07, 8.07, 8.07); Calibrated: 2012/02/23
- Sensor-Surface: 2mm (Mechanical Surface Detection)
- Electronics: DAE4 Sn861; Calibrated: 2011/08/29
- Phantom: Flat Phantom ELI4.0; Type: QDOVA001BA; Serial: SN:1039
- Measurement SW: DASY4, V4.7 Build 80; Postprocessing SW: SEMCAD, V1.8 Build 186

Ch9262/Area Scan (111x81x1): Measurement grid: dx=20mm, dy=20mm
Maximum value of SAR (interpolated) = 1.26 mW/g

Ch9262/Zoom Scan (5x5x7)/Cube 0: Measurement grid: dx=8mm, dy=8mm, dz=5mm
Reference Value = 2.49 V/m; Power Drift = 0.133 dB
Peak SAR (extrapolated) = 1.64 W/kg
SAR(1 g) = 0.884 mW/g; SAR(10 g) = 0.438 mW/g
Maximum value of SAR (measured) = 1.22 mW/g

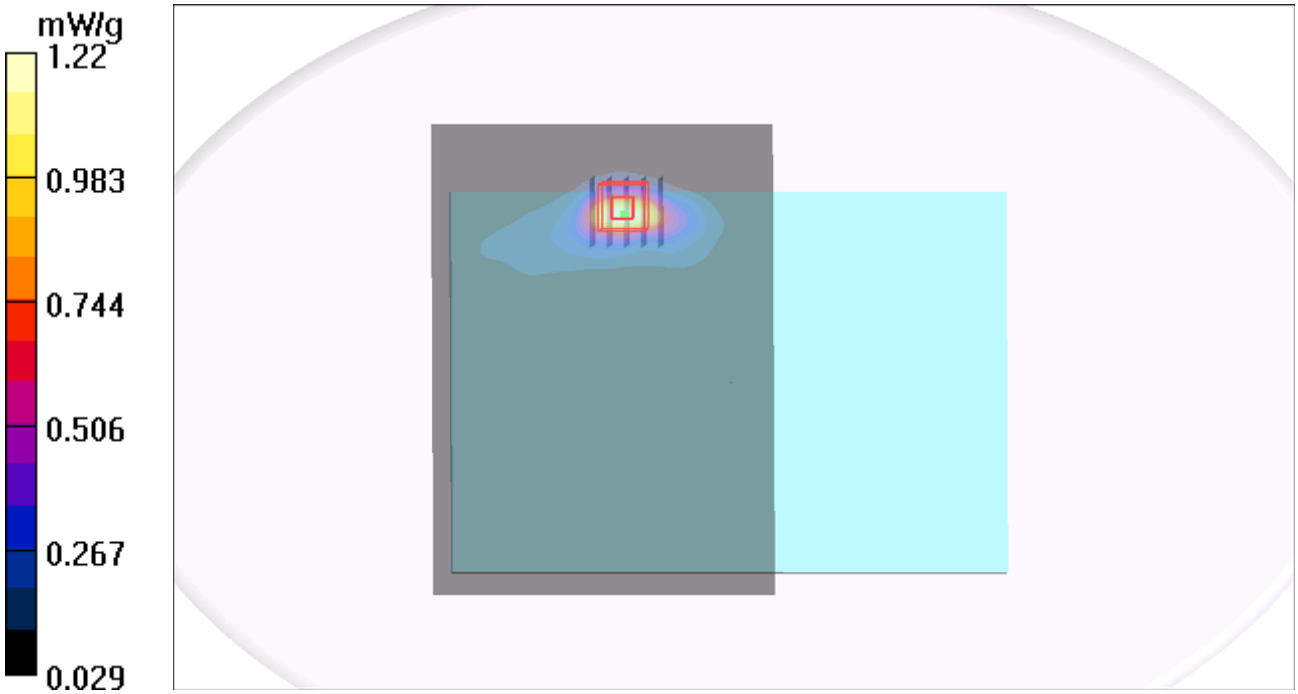

P64 WCDMA II_RMC12.2K_Rear Face_0cm_Ch9538_Sensor On

DUT: 120427C12

Communication System: WCDMA II; Frequency: 1907.6 MHz;Duty Cycle: 1:1
Medium: B1900_0530 Medium parameters used: f = 1908 MHz; σ = 1.56 mho/m; ε_r = 54.3; ρ = 1000 kg/m^3
Ambient Temperature：21.8 ℃; Liquid Temperature：20.8 ℃

DASY4 Configuration:
- Probe: EX3DV4 - SN3590; ConvF(8.07, 8.07, 8.07); Calibrated: 2012/02/23
- Sensor-Surface: 2mm (Mechanical Surface Detection)
- Electronics: DAE4 Sn861; Calibrated: 2011/08/29
- Phantom: Flat Phantom ELI4.0; Type: QDOVA001BA; Serial: SN:1039
- Measurement SW: DASY4, V4.7 Build 80; Postprocessing SW: SEMCAD, V1.8 Build 186

Ch9538/Area Scan (111x81x1): Measurement grid: dx=20mm, dy=20mm
Maximum value of SAR (interpolated) = 1.20 mW/g

Ch9538/Zoom Scan (5x5x7)/Cube 0: Measurement grid: dx=8mm, dy=8mm, dz=5mm
Reference Value = 2.67 V/m; Power Drift = 0.169 dB
Peak SAR (extrapolated) = 1.71 W/kg
SAR(1 g) = 0.903 mW/g; SAR(10 g) = 0.442 mW/g
Maximum value of SAR (measured) = 1.18 mW/g

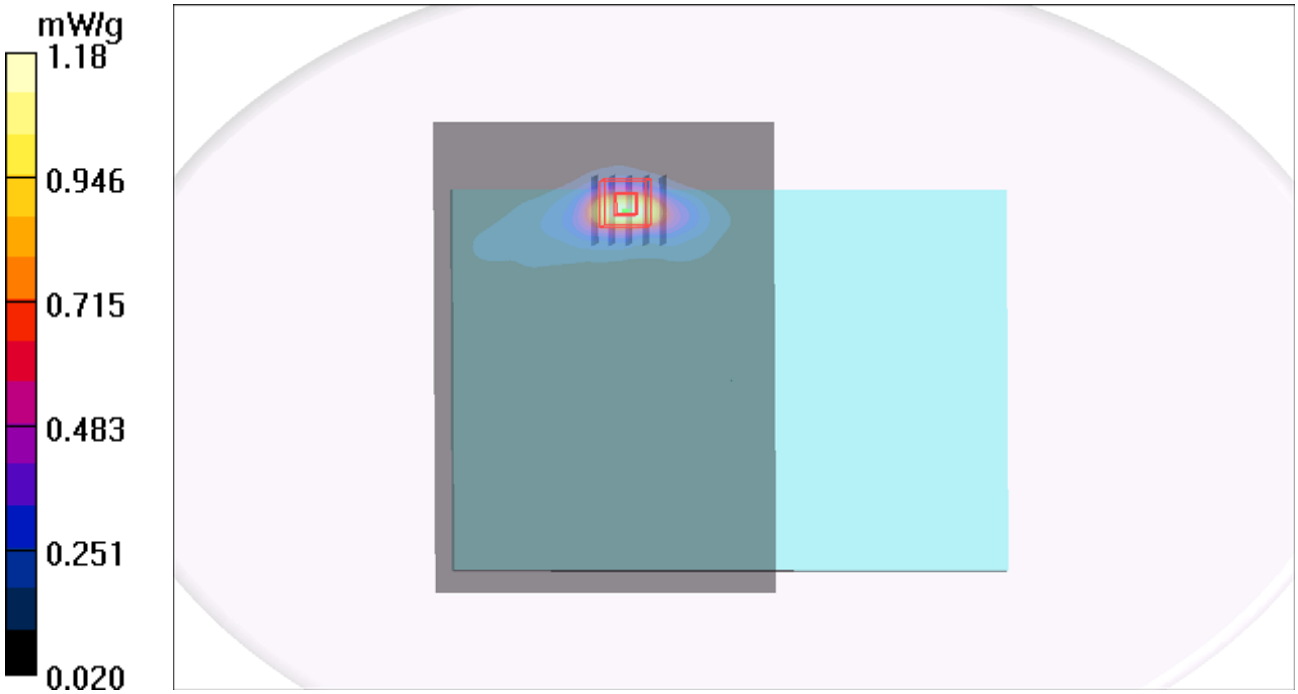

P65 WCDMA II_RMC12.2k_Rear Face_0.7cm_Ch9400_Sensor Off

DUT: 120427C12

Communication System: WCDMA; Frequency: 1880 MHz;Duty Cycle: 1:1
Medium: B1900_0606 Medium parameters used: f = 1880 MHz; σ = 1.53 mho/m; ε_r = 54.007; ρ = 1000 kg/m^3
Ambient Temperature：21.6 ℃; Liquid Temperature：20.8 ℃

DASY5 Configuration:
- Probe: EX3DV4 - SN3650; ConvF(7.46, 7.46, 7.46); Calibrated: 2011/10/26;
- Sensor-Surface: 2mm (Mechanical Surface Detection)
- Electronics: DAE4 Sn1277; Calibrated: 2011/07/29
- Phantom: ELI v4.0; Type: QDOVA001BA; Serial: TP:1043
- Measurement SW: DASY52, Version 52.8 (1); SEMCAD X Version 14.6.5 (6469)

Ch9400/Area Scan (111x151x1): Measurement grid: dx=20mm, dy=20mm
Maximum value of SAR (interpolated) = 1.33 mW/g

Ch9400/Zoom Scan (5x5x7)/Cube 0: Measurement grid: dx=8mm, dy=8mm, dz=5mm
Reference Value = 5.874 V/m; Power Drift = -0.08 dB
Peak SAR (extrapolated) = 2.040 mW/g
SAR(1 g) = 1.2 mW/g; SAR(10 g) = 0.660 mW/g
Maximum value of SAR (measured) = 1.59 mW/g

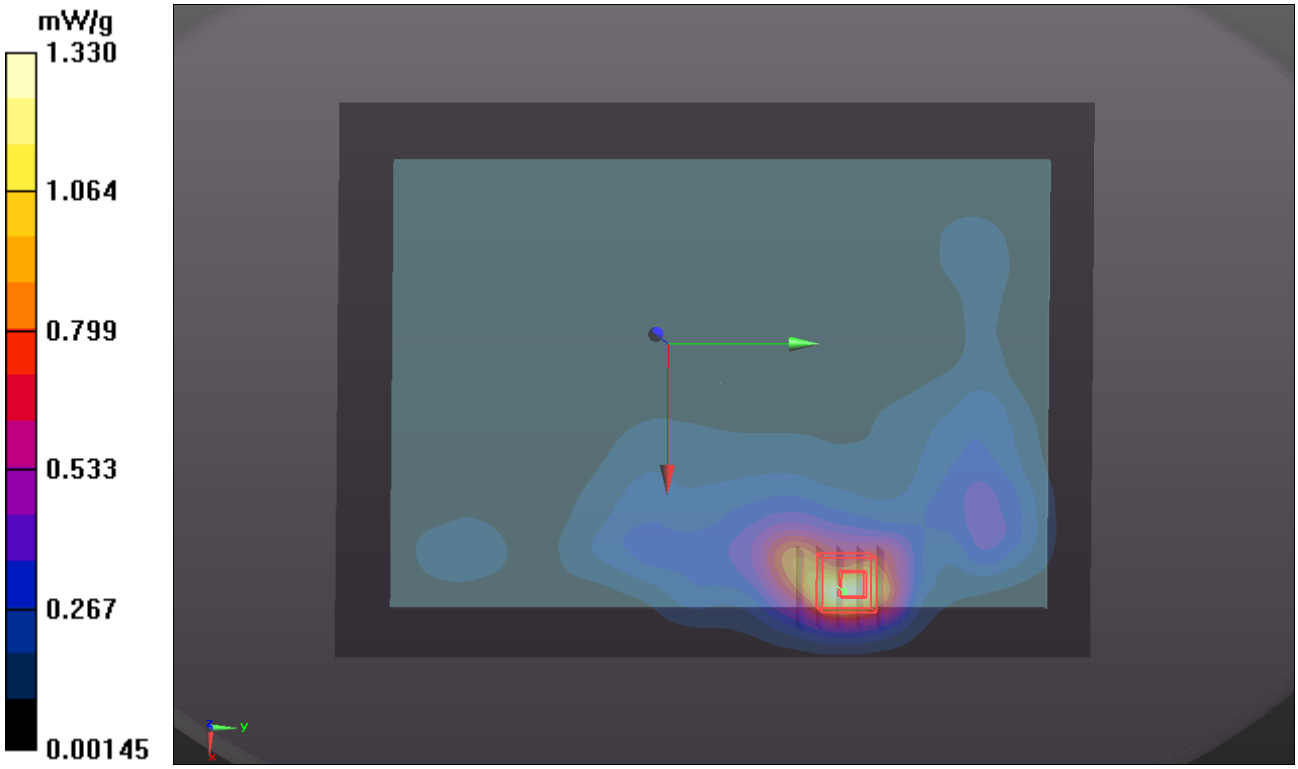

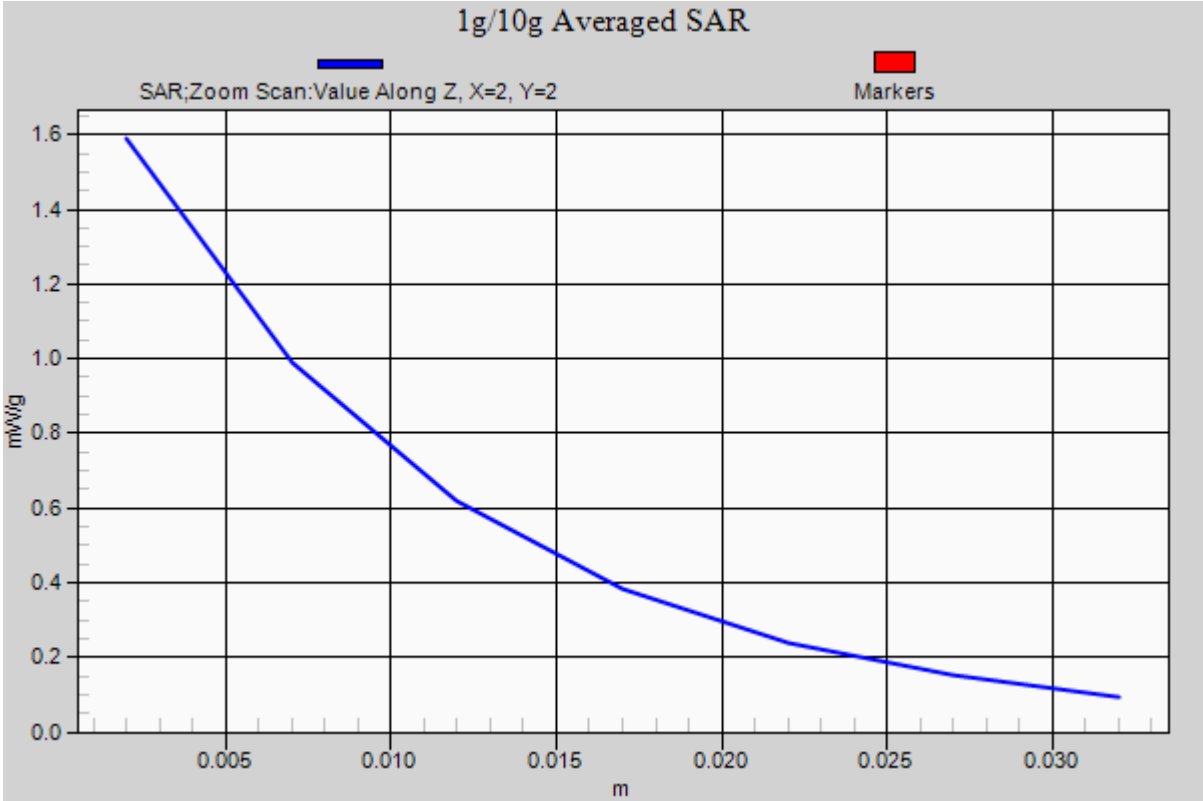
1g/10g Averaged SAR
SAR;Zoom Scan:Value Along Z, X=2, Y=2
Markers
mW/g
1.6
1.4
1.2
1.0
0.8
0.6
0.4
0.2
0.0
0.005
0.010
0.015
0.020
0.025
0.030
m

P66 WCDMA II_RMC12.2K_Rear Face_0cm_Ch9400_Sensor Off_TopRightRear45

DUT: 120427C12

Communication System: WCDMA; Frequency: 1880 MHz;Duty Cycle: 1:1
Medium: B1900_0620 Medium parameters used: f = 1880 MHz; σ = 1.541 mho/m; ε_r = 54.725; ρ = 1000 kg/m^3
Ambient Temperature：22.3 ℃； Liquid Temperature：21.1 ℃

DASY5 Configuration:
- Probe: EX3DV4 - SN3650; ConvF(7.46, 7.46, 7.46); Calibrated: 2011/10/26;
- Sensor-Surface: 2mm (Mechanical Surface Detection)
- Electronics: DAE4 Sn1277; Calibrated: 2011/07/29
- Phantom: ELI v4.0; Type: QDOVA001BA; Serial: TP:1043
- Measurement SW: DASY52, Version 52.8 (1); SEMCAD X Version 14.6.5 (6469)

Ch9400/Area Scan (111x61x1): Measurement grid: dx=20mm, dy=20mm
Maximum value of SAR (interpolated) = 0.658 mW/g

Ch9400/Zoom Scan (5x5x7)/Cube 0: Measurement grid: dx=8mm, dy=8mm, dz=5mm
Reference Value = 1.753 V/m; Power Drift = -0.16 dB
Peak SAR (extrapolated) = 1.631 mW/g
SAR(1 g) = 0.806 mW/g; SAR(10 g) = 0.378 mW/g
Maximum value of SAR (measured) = 1.09 mW/g

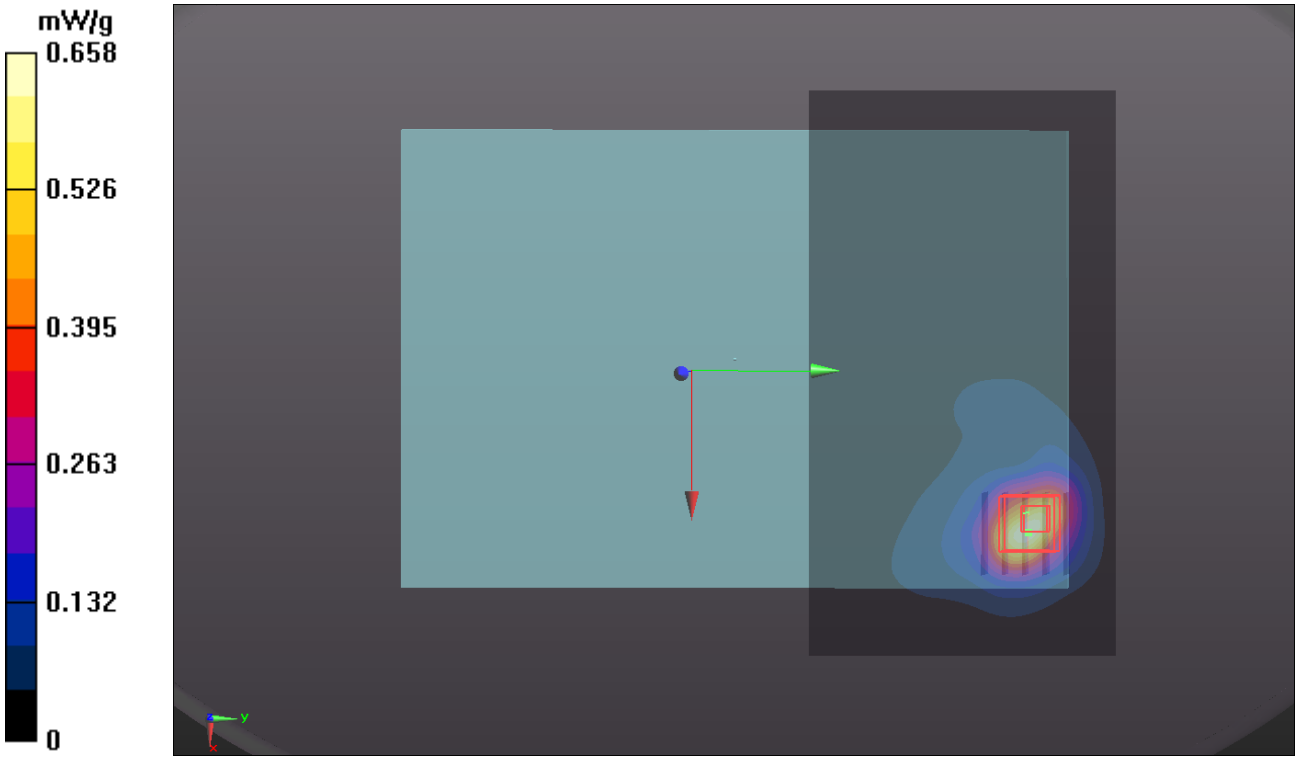

P67 WCDMA II_RMC12.2K_Rear Face_0cm_Ch9400_Sensor Off_TopLeftRear5

DUT: 120427C12

Communication System: WCDMA; Frequency: 1880 MHz;Duty Cycle: 1:1
Medium: B1900_0531 Medium parameters used: f = 1880 MHz; σ = 1.539 mho/m; ε_r = 54.827; ρ = 1000 kg/m^3
Ambient Temperature：21.7 ℃； Liquid Temperature：20.6 ℃

DASY5 Configuration:
- Probe: EX3DV4 - SN3650; ConvF(7.46, 7.46, 7.46); Calibrated: 2011/10/26;
- Sensor-Surface: 2mm (Mechanical Surface Detection)
- Electronics: DAE4 Sn1277; Calibrated: 2011/07/29
- Phantom: ELI v4.0; Type: QDOVA001BA; Serial: TP:1043
- Measurement SW: DASY52, Version 52.8 (1); SEMCAD X Version 14.6.5 (6469)

Ch9400/Area Scan (111x151x1): Measurement grid: dx=20mm, dy=20mm
Maximum value of SAR (interpolated) = 0.852 mW/g

Ch9400/Zoom Scan (5x5x7)/Cube 0: Measurement grid: dx=8mm, dy=8mm, dz=5mm
Reference Value = 6.492 V/m; Power Drift = -0.131 dB
Peak SAR (extrapolated) = 1.018 mW/g
SAR(1 g) = 0.626 mW/g; SAR(10 g) = 0.364 mW/g
Maximum value of SAR (measured) = 0.835 mW/g

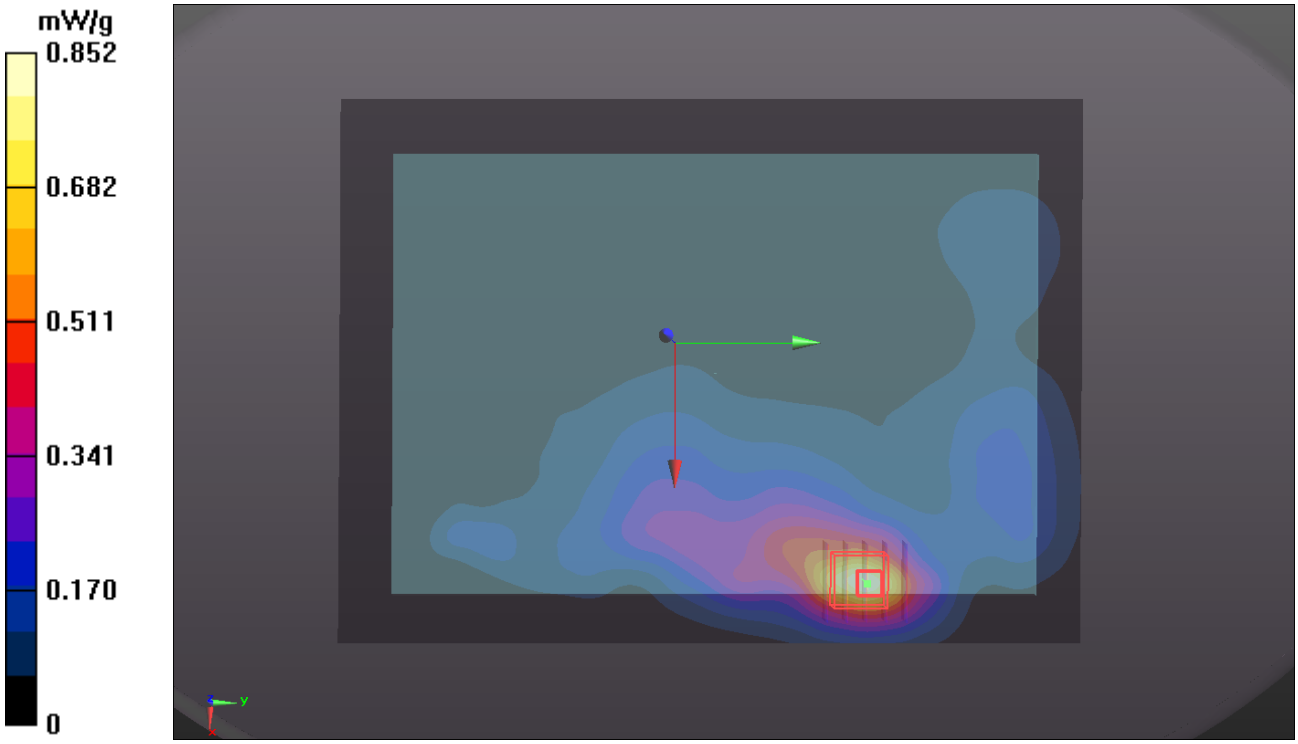

P68 WCDMA II_RMC12.2K_Rear Face_0cm_Ch9262_Sensor Off_TopRightRear45

DUT: 120427C12

Communication System: WCDMA; Frequency: 1852.4 MHz;Duty Cycle: 1:1
Medium: B1900_0620 Medium parameters used: f = 1852.4 MHz; σ = 1.507 mho/m; ε_r = 54.839; ρ = 1000 kg/m^3
Ambient Temperature：22.3 ℃； Liquid Temperature：21.1 ℃

DASY5 Configuration:
- Probe: EX3DV4 - SN3650; ConvF(7.46, 7.46, 7.46); Calibrated: 2011/10/26;
- Sensor-Surface: 2mm (Mechanical Surface Detection)
- Electronics: DAE4 Sn1277; Calibrated: 2011/07/29
- Phantom: ELI v4.0; Type: QDOVA001BA; Serial: TP:1043
- Measurement SW: DASY52, Version 52.8 (1); SEMCAD X Version 14.6.5 (6469)

Ch9262/Area Scan (51x51x1): Measurement grid: dx=20mm, dy=20mm
Maximum value of SAR (interpolated) = 1.07 mW/g

Ch9262/Zoom Scan (5x5x7)/Cube 0: Measurement grid: dx=8mm, dy=8mm, dz=5mm
Reference Value = 1.804 V/m; Power Drift = -0.17 dB
Peak SAR (extrapolated) = 1.265 mW/g
SAR(1 g) = 0.632 mW/g; SAR(10 g) = 0.301 mW/g
Maximum value of SAR (measured) = 0.985 mW/g

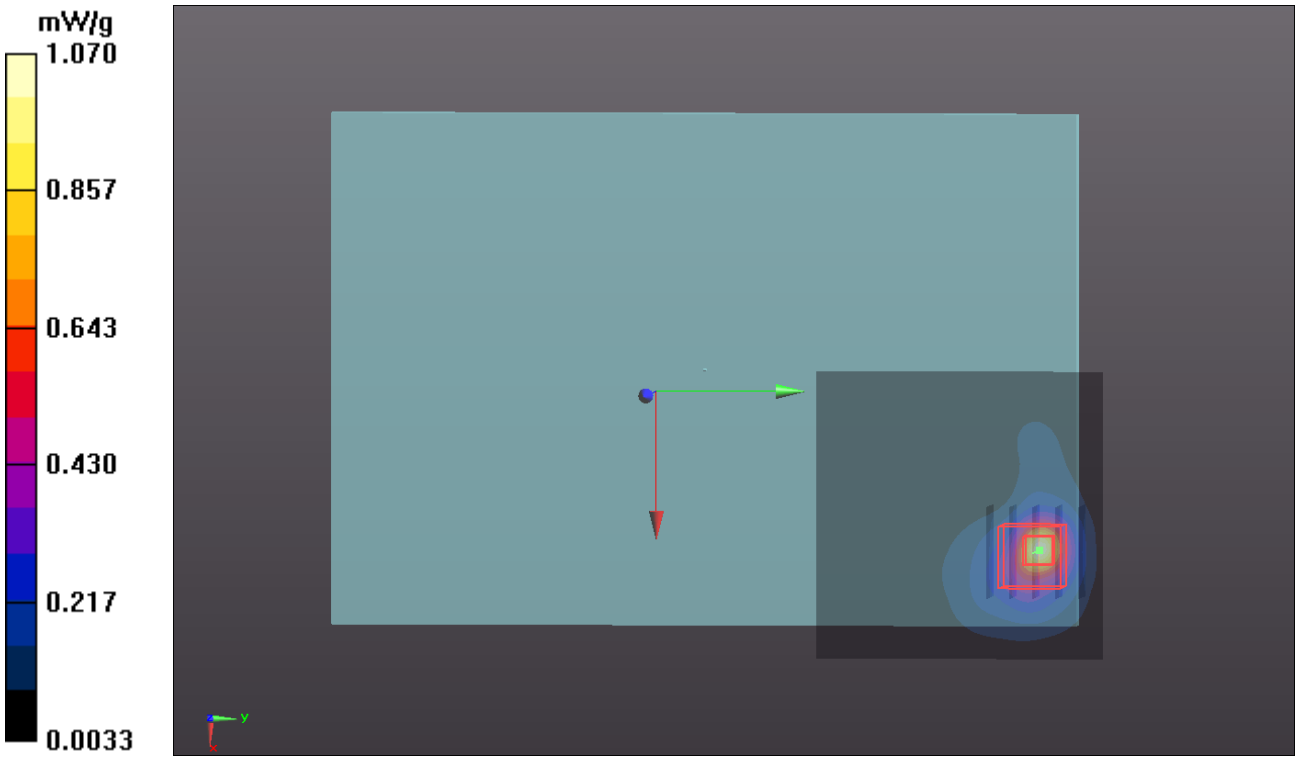

P69 WCDMA II_RMC12.2K_Rear Face_0cm_Ch9538_Sensor Off_TopRightRear45

DUT: 120427C12

Communication System: WCDMA; Frequency: 1907.6 MHz;Duty Cycle: 1:1
Medium: B1900_0620 Medium parameters used: f = 1908 MHz; σ = 1.57 mho/m; ε_r = 54.675; ρ = 1000 kg/m^3
Ambient Temperature：22.3 ℃; Liquid Temperature：21.1 ℃

DASY5 Configuration:
- Probe: EX3DV4 - SN3650; ConvF(7.46, 7.46, 7.46); Calibrated: 2011/10/26;
- Sensor-Surface: 2mm (Mechanical Surface Detection)
- Electronics: DAE4 Sn1277; Calibrated: 2011/07/29
- Phantom: ELI v4.0; Type: QDOVA001BA; Serial: TP:1043
- Measurement SW: DASY52, Version 52.8 (1); SEMCAD X Version 14.6.5 (6469)

Ch9538/Area Scan (51x51x1): Measurement grid: dx=20mm, dy=20mm
Maximum value of SAR (interpolated) = 0.914 mW/g

Ch9538/Zoom Scan (5x5x7)/Cube 0: Measurement grid: dx=8mm, dy=8mm, dz=5mm
Reference Value = 0.443 V/m; Power Drift = 0.10 dB
Peak SAR (extrapolated) = 1.149 mW/g
SAR(1 g) = 0.577 mW/g; SAR(10 g) = 0.275 mW/g
Maximum value of SAR (measured) = 0.892 mW/g

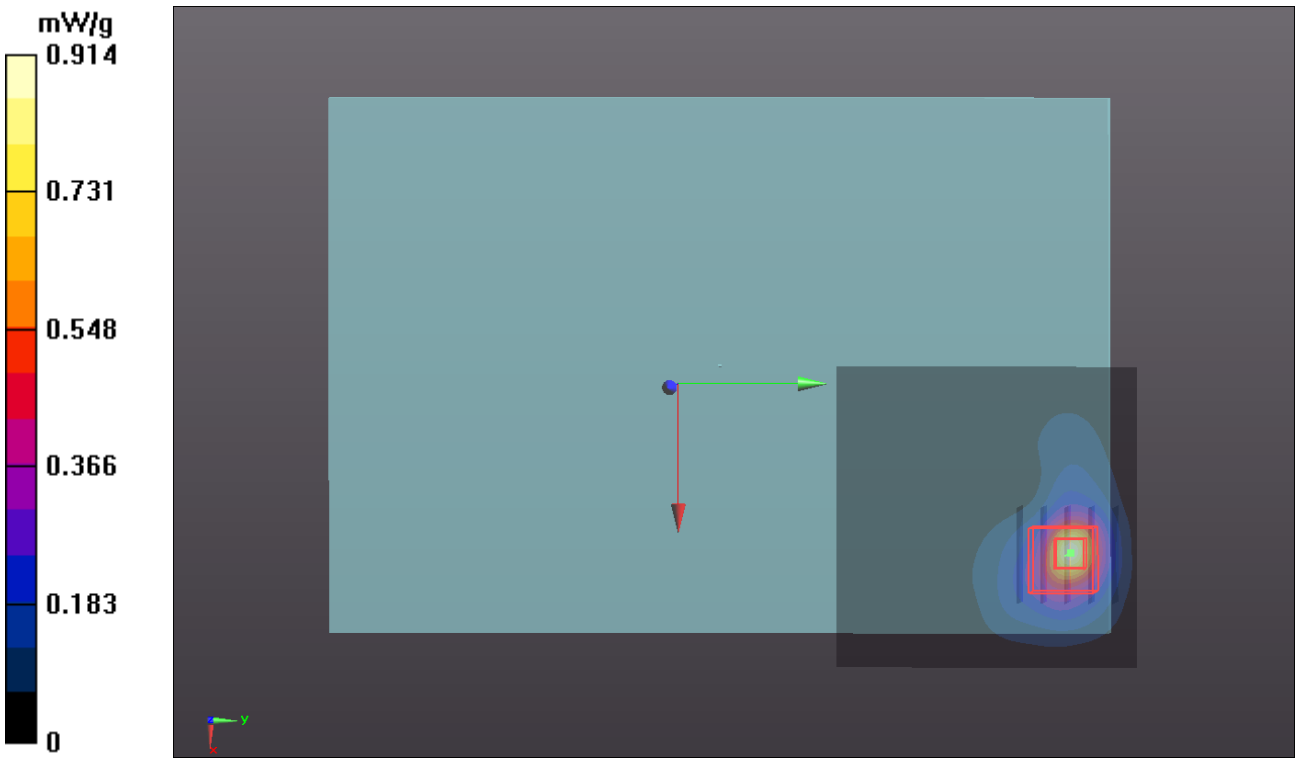

P70 WCDMA II_Primary Portrait_0cm_Ch9400_Sensor Off

DUT: 120427C12

Communication System: WCDMA II; Frequency: 1880 MHz;Duty Cycle: 1:1
Medium: B1900_0530 Medium parameters used: f = 1880 MHz; σ = 1.53 mho/m; ε_r = 54.3; ρ = 1000 kg/m^3
Ambient Temperature：21.8 ℃； Liquid Temperature：20.8 ℃

DASY4 Configuration:
- Probe: EX3DV4 - SN3590; ConvF(8.07, 8.07, 8.07); Calibrated: 2012/02/23
- Sensor-Surface: 2mm (Mechanical Surface Detection)
- Electronics: DAE4 Sn861; Calibrated: 2011/08/29
- Phantom: Flat Phantom ELI4.0; Type: QDOVA001BA; Serial: SN:1039
- Measurement SW: DASY4, V4.7 Build 80; Postprocessing SW: SEMCAD, V1.8 Build 186

Ch9400/Area Scan (41x101x1): Measurement grid: dx=20mm, dy=20mm
Maximum value of SAR (interpolated) = 0.818 mW/g

Ch9400/Zoom Scan (5x5x7)/Cube 0: Measurement grid: dx=8mm, dy=8mm, dz=5mm
Reference Value = 4.16 V/m; Power Drift = 0.132 dB
Peak SAR (extrapolated) = 1.14 W/kg
SAR(1 g) = 0.586 mW/g; SAR(10 g) = 0.298 mW/g
Maximum value of SAR (measured) = 0.889 mW/g

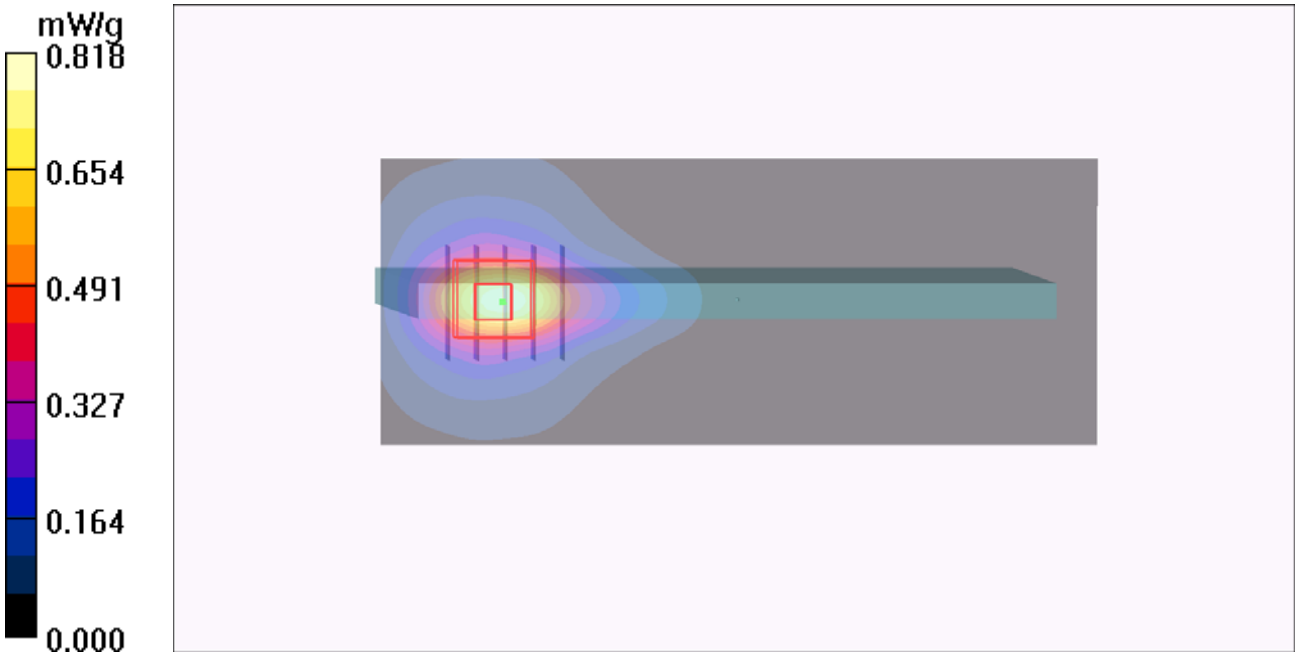

P71 WCDMA II_RMC12.2K_Secondary Landscape_0.7cm_Ch9400_Sensor Off

DUT: 120427C12

Communication System: WCDMA II; Frequency: 1880 MHz;Duty Cycle: 1:1
Medium: B1900_0606 Medium parameters used: f = 1880 MHz; σ = 1.53 mho/m; ε_r = 54.007; ρ = 1000 kg/m^3
Ambient Temperature：21.6 ℃； Liquid Temperature：20.8 ℃

DASY5 Configuration:
- Probe: EX3DV4 - SN3650; ConvF(7.46, 7.46, 7.46); Calibrated: 2011/10/26;
- Sensor-Surface: 2mm (Mechanical Surface Detection)
- Electronics: DAE4 Sn1277; Calibrated: 2011/07/29
- Phantom: ELI v4.0; Type: QDOVA001BA; Serial: TP:1043
- Measurement SW: DASY52, Version 52.8 (1); SEMCAD X Version 14.6.5 (6469)

Ch9400/Area Scan (41x141x1): Measurement grid: dx=20mm, dy=20mm
Maximum value of SAR (interpolated) = 0.974 mW/g

Ch9400/Zoom Scan (5x5x7)/Cube 0: Measurement grid: dx=8mm, dy=8mm, dz=5mm
Reference Value = 17.521 V/m; Power Drift = 0.119 dB
Peak SAR (extrapolated) = 1.406 mW/g
SAR(1 g) = 0.815 mW/g; SAR(10 g) = 0.419 mW/g
Maximum value of SAR (measured) = 1.11 mW/g

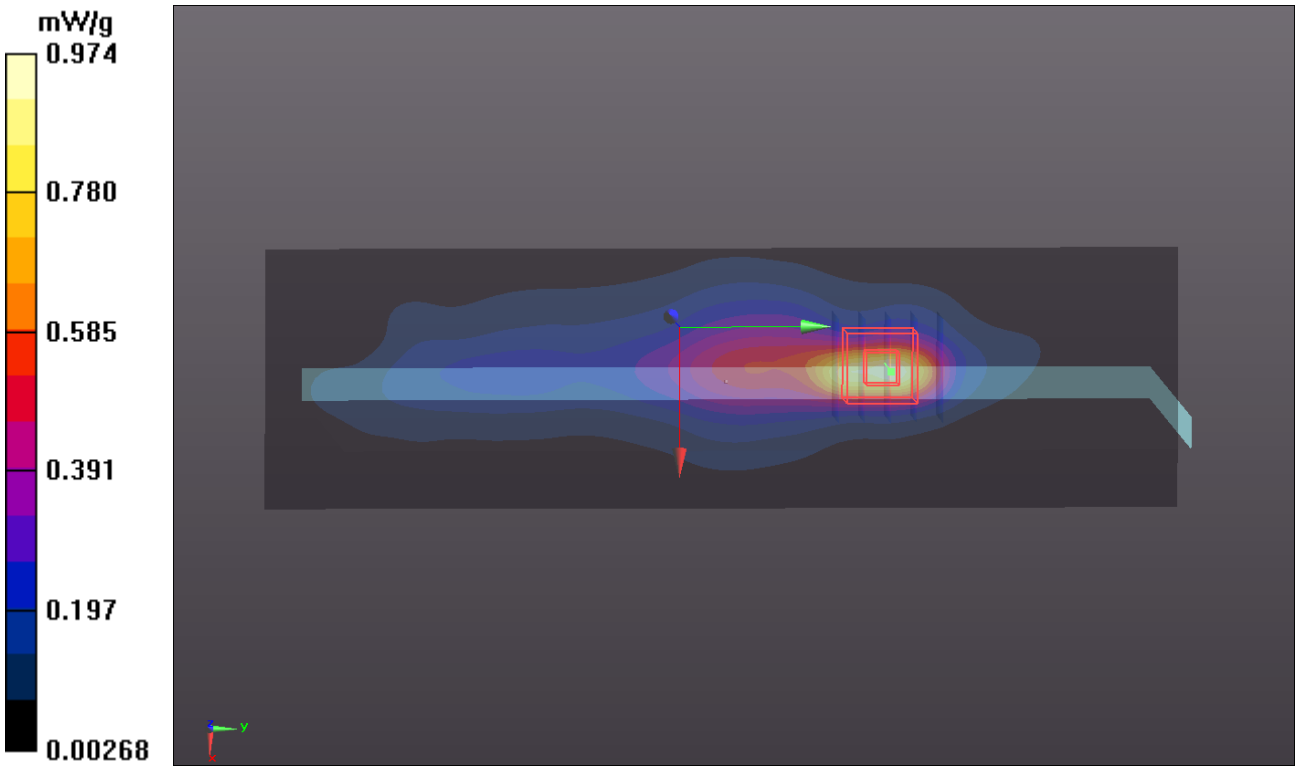

P72 WCDMA II_RMC12.2K_Secondary Landscape_0cm_Ch9400_Sensor Off_TopRight45

DUT: 120427C12

Communication System: WCDMA; Frequency: 1880 MHz;Duty Cycle: 1:1
Medium: B1900_0620 Medium parameters used: f = 1880 MHz; σ = 1.541 mho/m; ε_r = 54.725; ρ = 1000 kg/m^3
Ambient Temperature：22.3 ℃； Liquid Temperature：21.1 ℃

DASY5 Configuration:
- Probe: EX3DV4 - SN3650; ConvF(7.46, 7.46, 7.46); Calibrated: 2011/10/26;
- Sensor-Surface: 2mm (Mechanical Surface Detection)
- Electronics: DAE4 Sn1277; Calibrated: 2011/07/29
- Phantom: ELI v4.0; Type: QDOVA001BA; Serial: TP:1043
- Measurement SW: DASY52, Version 52.8 (1); SEMCAD X Version 14.6.5 (6469)

Ch9400/Area Scan (41x81x1): Measurement grid: dx=20mm, dy=20mm
Maximum value of SAR (interpolated) = 0.184 mW/g

Ch9400/Zoom Scan (5x5x7)/Cube 0: Measurement grid: dx=8mm, dy=8mm, dz=5mm
Reference Value = 4.685 V/m; Power Drift = -0.15 dB
Peak SAR (extrapolated) = 0.209 mW/g
SAR(1 g) = 0.128 mW/g; SAR(10 g) = 0.076 mW/g
Maximum value of SAR (measured) = 0.168 mW/g

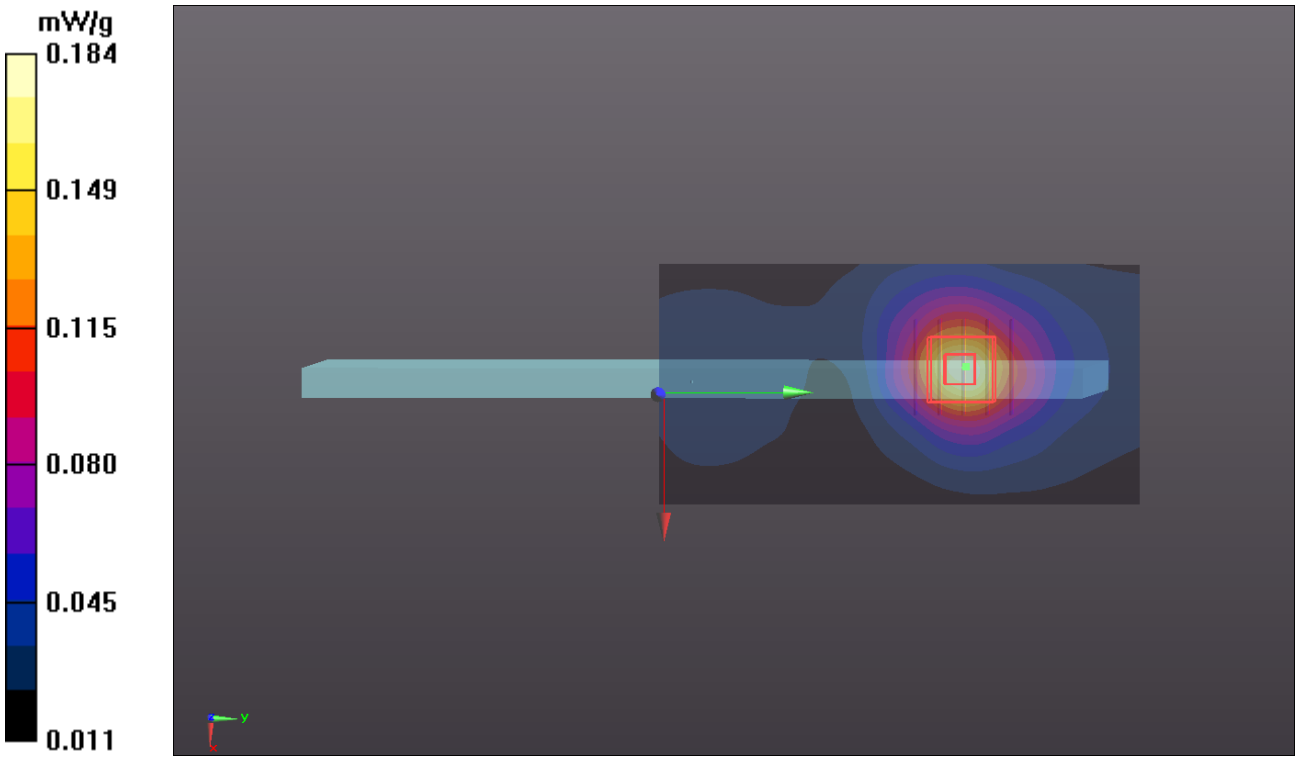

P73 WCDMA II_RMC12.2K_Secondary Landscape_0cm_Ch9400_Sensor Off_TopLeft3

DUT: 120427C12

Communication System: WCDMA; Frequency: 1880 MHz;Duty Cycle: 1:1
Medium: B1900_0531 Medium parameters used: f = 1880 MHz; σ = 1.539 mho/m; ε_r = 54.827; ρ = 1000 kg/m^3
Ambient Temperature：21.7 ℃； Liquid Temperature：20.6 ℃

DASY5 Configuration:
- Probe: EX3DV4 - SN3650; ConvF(7.46, 7.46, 7.46); Calibrated: 2011/10/26;
- Sensor-Surface: 2mm (Mechanical Surface Detection)
- Electronics: DAE4 Sn1277; Calibrated: 2011/07/29
- Phantom: ELI v4.0; Type: QDOVA001BA; Serial: TP:1043
- Measurement SW: DASY52, Version 52.8 (1); SEMCAD X Version 14.6.5 (6469)

Ch9400/Area Scan (31x151x1): Measurement grid: dx=20mm, dy=20mm
Maximum value of SAR (interpolated) = 0.870 mW/g

Ch9400/Zoom Scan (5x5x7)/Cube 0: Measurement grid: dx=8mm, dy=8mm, dz=5mm
Reference Value = 18.228 V/m; Power Drift = 0.03 dB
Peak SAR (extrapolated) = 1.435 mW/g
SAR(1 g) = 0.831 mW/g; SAR(10 g) = 0.432 mW/g
Maximum value of SAR (measured) = 1.12 mW/g

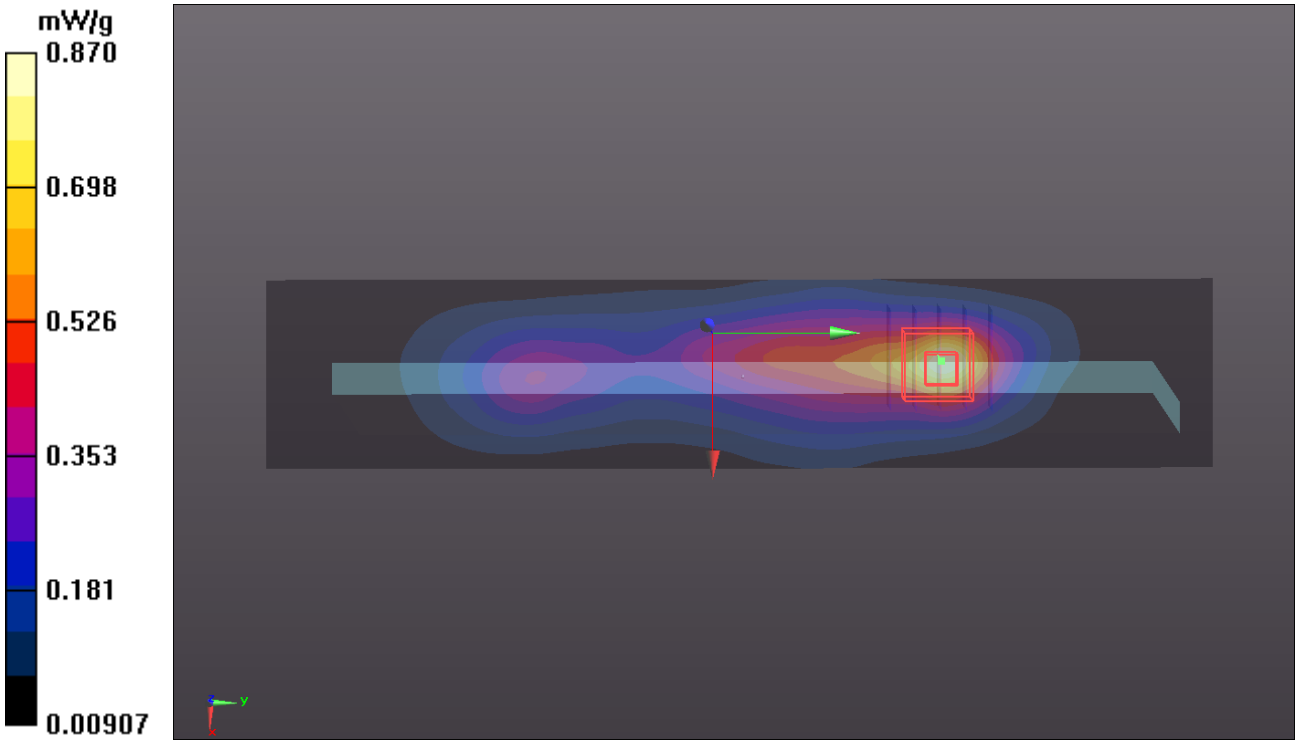

P74 WCDMA II_RMC12.2k_Rear Face_0.7cm_Ch9262_Sensor Off

DUT: 120427C12

Communication System: WCDMA; Frequency: 1852.4 MHz;Duty Cycle: 1:1
Medium: B1900_0606 Medium parameters used : f = 1852.4 MHz; σ = 1.497 mho/m; ε_r = 54.115; ρ = 1000 kg/m^3
Ambient Temperature：21.6 ℃； Liquid Temperature：20.8 ℃

DASY5 Configuration:
- Probe: EX3DV4 - SN3650; ConvF(7.46, 7.46, 7.46); Calibrated: 2011/10/26;
- Sensor-Surface: 2mm (Mechanical Surface Detection)
- Electronics: DAE4 Sn1277; Calibrated: 2011/07/29
- Phantom: ELI v4.0; Type: QDOVA001BA; Serial: TP:1043
- Measurement SW: DASY52, Version 52.8 (1); SEMCAD X Version 14.6.5 (6469)

Ch9262/Area Scan (111x81x1): Measurement grid: dx=20mm, dy=20mm
Maximum value of SAR (interpolated) = 1.22 mW/g

Ch9262/Zoom Scan (5x5x7)/Cube 0: Measurement grid: dx=8mm, dy=8mm, dz=5mm
Reference Value = 5.769 V/m; Power Drift = -0.07 dB
Peak SAR (extrapolated) = 1.680 mW/g
SAR(1 g) = 1.01 mW/g; SAR(10 g) = 0.557 mW/g
Maximum value of SAR (measured) = 1.37 mW/g

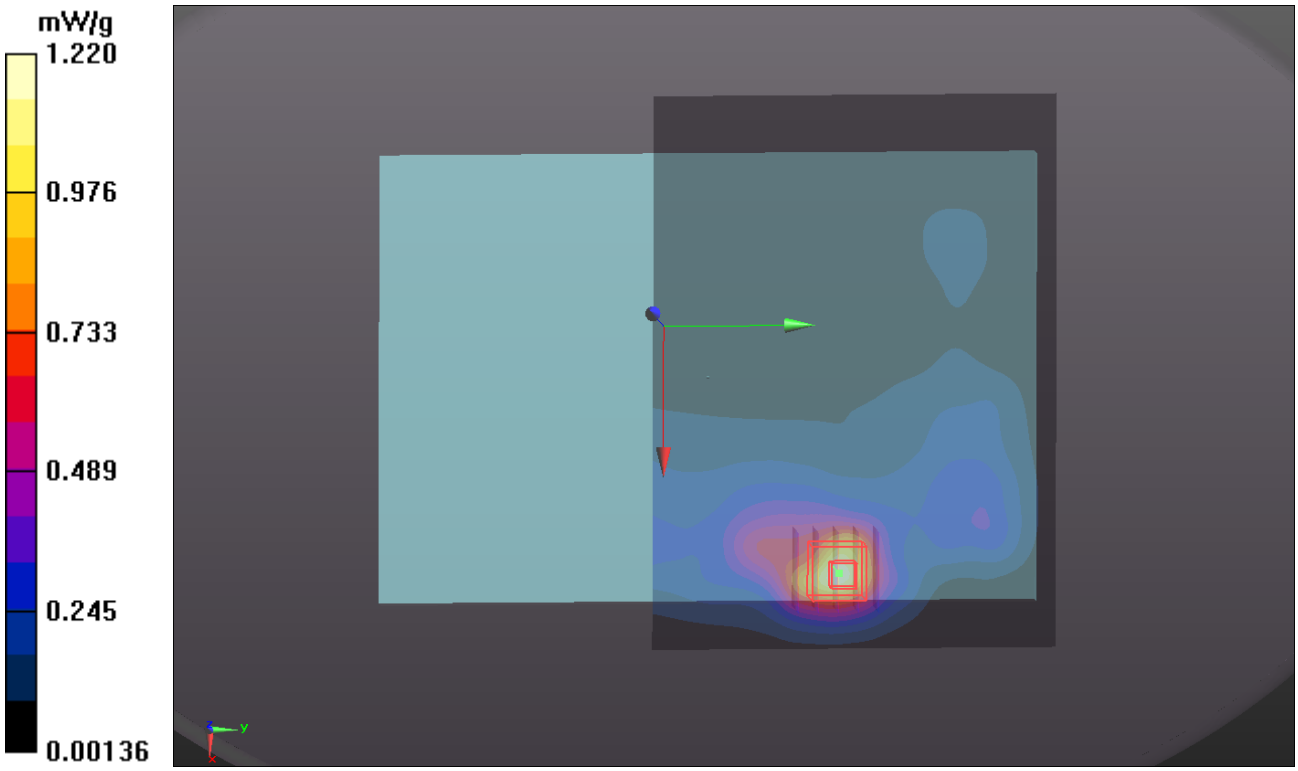

P75 WCDMA II_RMC12.2k_Rear Face_0.7cm_Ch9538_Sensor Off

DUT: 120427C12

Communication System: WCDMA; Frequency: 1907.6 MHz;Duty Cycle: 1:1
Medium: B1900_0606 Medium parameters used: f = 1908 MHz; σ = 1.561 mho/m; ε_r = 53.935; ρ = 1000 kg/m^3
Ambient Temperature：21.6 ℃； Liquid Temperature：20.8 ℃

DASY5 Configuration:
- Probe: EX3DV4 - SN3650; ConvF(7.46, 7.46, 7.46); Calibrated: 2011/10/26;
- Sensor-Surface: 2mm (Mechanical Surface Detection)
- Electronics: DAE4 Sn1277; Calibrated: 2011/07/29
- Phantom: ELI v4.0; Type: QDOVA001BA; Serial: TP:1043
- Measurement SW: DASY52, Version 52.8 (1); SEMCAD X Version 14.6.5 (6469)

Ch9538/Area Scan (111x81x1): Measurement grid: dx=20mm, dy=20mm
Maximum value of SAR (interpolated) = 1.06 mW/g

Ch9538/Zoom Scan (5x5x7)/Cube 0: Measurement grid: dx=8mm, dy=8mm, dz=5mm
Reference Value = 4.378 V/m; Power Drift = 0.050 dB
Peak SAR (extrapolated) = 1.556 mW/g
SAR(1 g) = 0.910 mW/g; SAR(10 g) = 0.488 mW/g
Maximum value of SAR (measured) = 1.27 mW/g

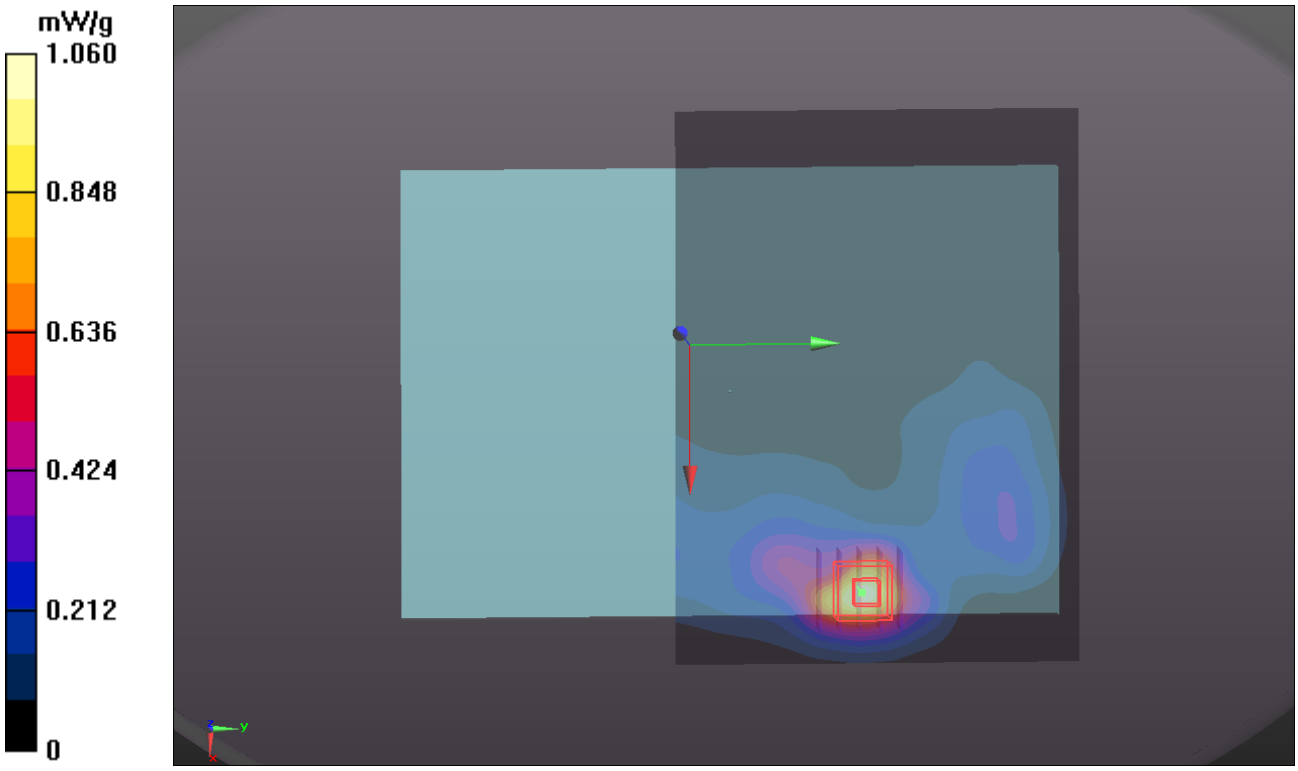

P76 WCDMA II_RMC12.2K_Secondary Landscape_0.7cm_Ch9262_Sensor Off

DUT: 120427C12

Communication System: WCDMA; Frequency: 1852.4 MHz;Duty Cycle: 1:1
Medium: B1900_0606 Medium parameters used : f = 1852.4 MHz; σ = 1.497 mho/m; ε_r = 54.115; ρ = 1000 kg/m^3
Ambient Temperature：21.6 ℃； Liquid Temperature：20.8 ℃

DASY5 Configuration:
- Probe: EX3DV4 - SN3650; ConvF(7.46, 7.46, 7.46); Calibrated: 2011/10/26;
- Sensor-Surface: 2mm (Mechanical Surface Detection)
- Electronics: DAE4 Sn1277; Calibrated: 2011/07/29
- Phantom: ELI v4.0; Type: QDOVA001BA; Serial: TP:1043
- Measurement SW: DASY52, Version 52.8 (1); SEMCAD X Version 14.6.5 (6469)

Ch9262/Area Scan (41x141x1): Measurement grid: dx=20mm, dy=20mm
Maximum value of SAR (interpolated) = 0.810 mW/g

Ch9262/Zoom Scan (5x5x7)/Cube 0: Measurement grid: dx=8mm, dy=8mm, dz=5mm
Reference Value = 17.198 V/m; Power Drift = -0.00 dB
Peak SAR (extrapolated) = 1.102 mW/g
SAR(1 g) = 0.620 mW/g; SAR(10 g) = 0.312 mW/g
Maximum value of SAR (measured) = 0.891 mW/g

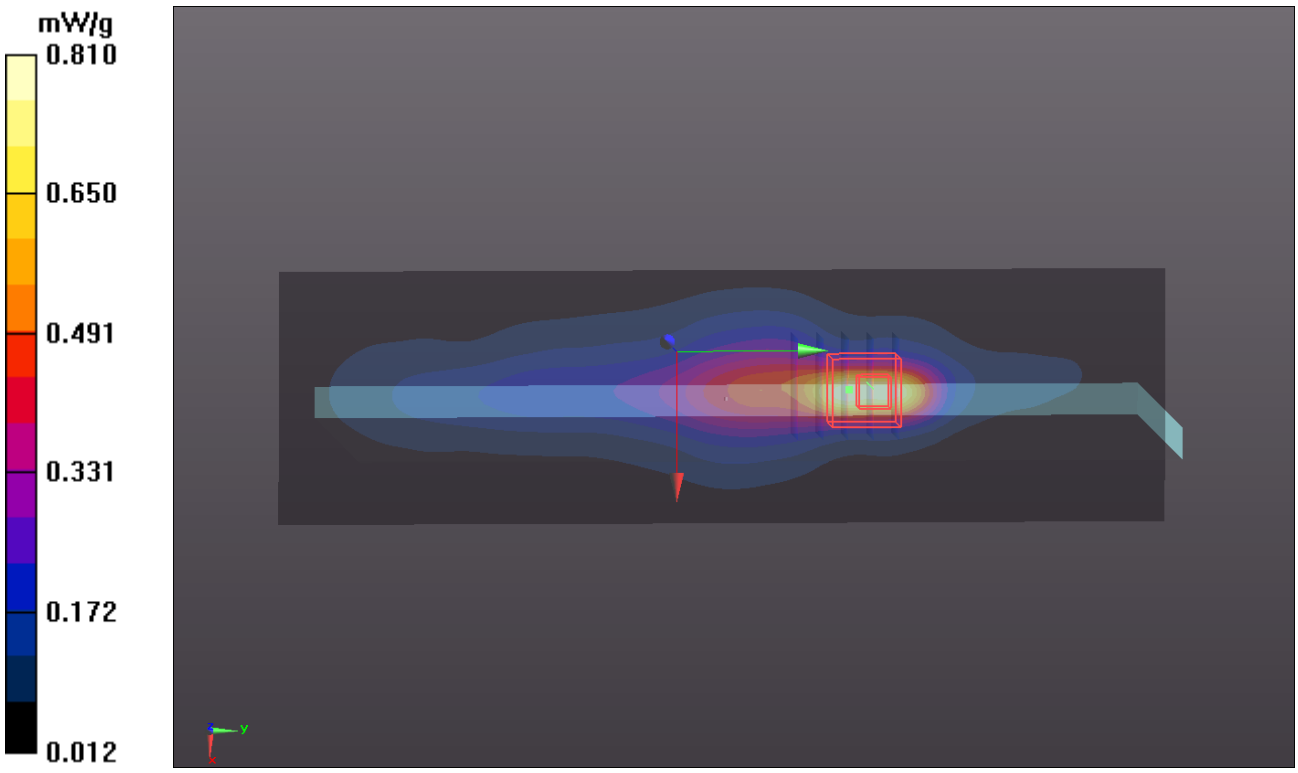

P77 WCDMA II_RMC12.2K_Secondary Landscape_0.7cm_Ch9538_Sensor Off

DUT: 120427C12

Communication System: WCDMA; Frequency: 1907.6 MHz;Duty Cycle: 1:1
Medium: B1900_0606 Medium parameters used: f = 1908 MHz; σ = 1.561 mho/m; ε_r = 53.935; ρ = 1000 kg/m^3
Ambient Temperature：21.6 ℃； Liquid Temperature：20.8 ℃

DASY5 Configuration:
- Probe: EX3DV4 - SN3650; ConvF(7.46, 7.46, 7.46); Calibrated: 2011/10/26;
- Sensor-Surface: 2mm (Mechanical Surface Detection)
- Electronics: DAE4 Sn1277; Calibrated: 2011/07/29
- Phantom: ELI v4.0; Type: QDOVA001BA; Serial: TP:1043
- Measurement SW: DASY52, Version 52.8 (1); SEMCAD X Version 14.6.5 (6469)

Ch9538/Area Scan (41x141x1): Measurement grid: dx=20mm, dy=20mm
Maximum value of SAR (interpolated) = 0.929 mW/g

Ch9538/Zoom Scan (5x5x7)/Cube 0: Measurement grid: dx=8mm, dy=8mm, dz=5mm
Reference Value = 15.330 V/m; Power Drift = -0.09 dB
Peak SAR (extrapolated) = 1.209 mW/g
SAR(1 g) = 0.678 mW/g; SAR(10 g) = 0.339 mW/g
Maximum value of SAR (measured) = 0.939 mW/g

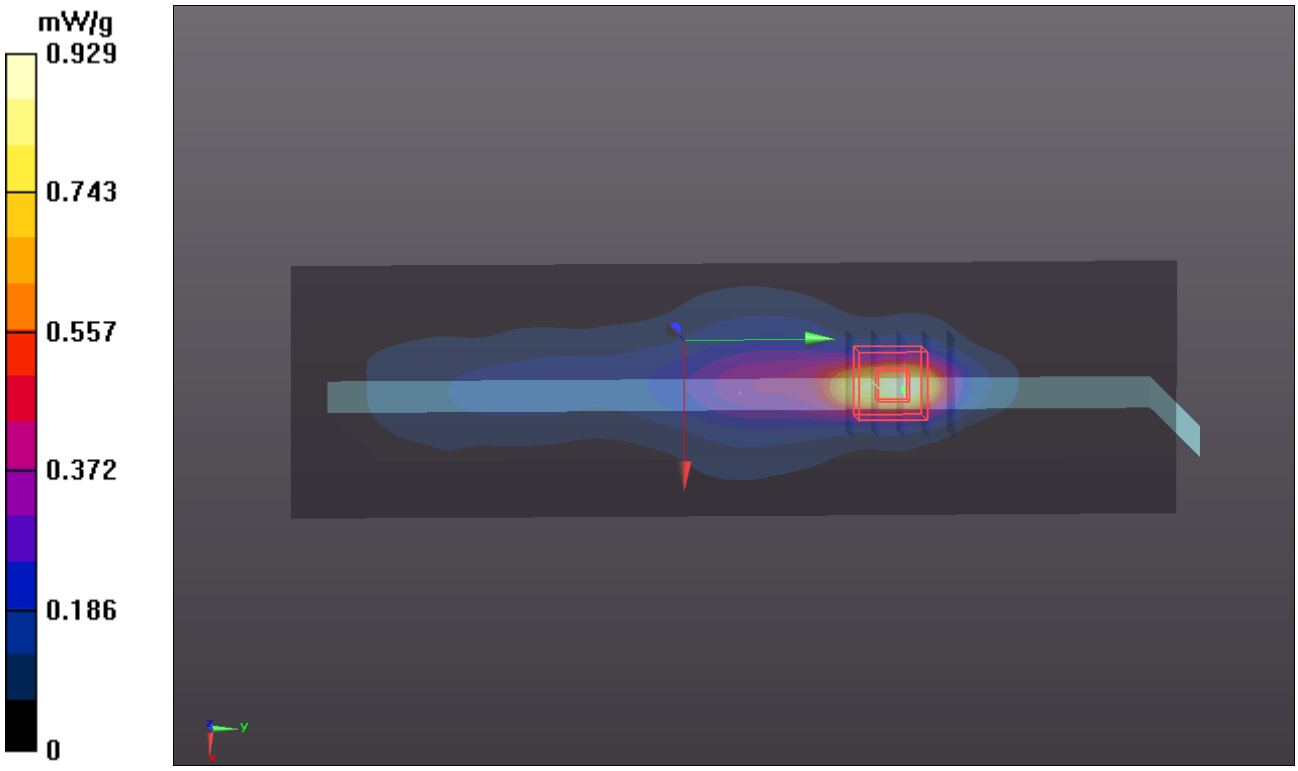

P78 WCDMA II_RMC12.2K_Secondary Landscape_0cm_Ch9262_Sensor Off_TopLeft3

DUT: 120427C12

Communication System: WCDMA; Frequency: 1852.4 MHz;Duty Cycle: 1:1
Medium: B1900_0531 Medium parameters used: f = 1852.4 MHz; σ = 1.504 mho/m; ε_r = 54.937; ρ = 1000 kg/m^3
Ambient Temperature：21.7 ℃; Liquid Temperature：20.6 ℃

DASY5 Configuration:
- Probe: EX3DV4 - SN3650; ConvF(7.46, 7.46, 7.46); Calibrated: 2011/10/26;
- Sensor-Surface: 2mm (Mechanical Surface Detection)
- Electronics: DAE4 Sn1277; Calibrated: 2011/07/29
- Phantom: ELI v4.0; Type: QDOVA001BA; Serial: TP:1043
- Measurement SW: DASY52, Version 52.8 (1); SEMCAD X Version 14.6.5 (6469)

Ch9262/Area Scan (31x151x1): Measurement grid: dx=20mm, dy=20mm
Maximum value of SAR (interpolated) = 0.677 mW/g

Ch9262/Zoom Scan (5x5x7)/Cube 0: Measurement grid: dx=8mm, dy=8mm, dz=5mm
Reference Value = 16.890 V/m; Power Drift = -0.05 dB
Peak SAR (extrapolated) = 1.113 mW/g
SAR(1 g) = 0.648 mW/g; SAR(10 g) = 0.341 mW/g
Maximum value of SAR (measured) = 0.870 mW/g

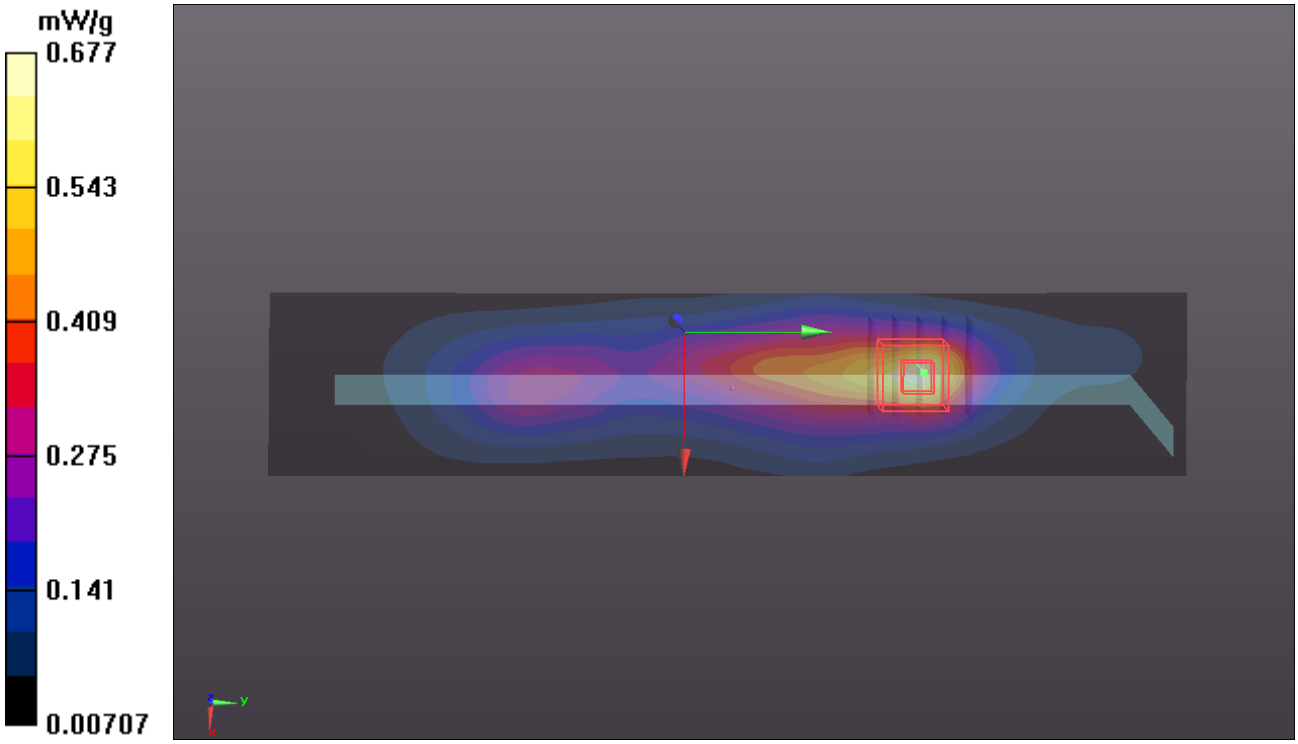

P79 WCDMA II_RMC12.2K_Secondary Landscape_0cm_Ch9538_Sensor Off_TopLeft3

DUT: 120427C12

Communication System: WCDMA; Frequency: 1907.6 MHz;Duty Cycle: 1:1
Medium: B1900_0531 Medium parameters used: f = 1908 MHz; σ = 1.568 mho/m; ε_r = 54.776; ρ = 1000 kg/m^3
Ambient Temperature：21.7 ℃; Liquid Temperature：20.6 ℃

DASY5 Configuration:
- Probe: EX3DV4 - SN3650; ConvF(7.46, 7.46, 7.46); Calibrated: 2011/10/26;
- Sensor-Surface: 2mm (Mechanical Surface Detection)
- Electronics: DAE4 Sn1277; Calibrated: 2011/07/29
- Phantom: ELI v4.0; Type: QDOVA001BA; Serial: TP:1043
- Measurement SW: DASY52, Version 52.8 (1); SEMCAD X Version 14.6.5 (6469)

Ch9538/Area Scan (31x151x1): Measurement grid: dx=20mm, dy=20mm
Maximum value of SAR (interpolated) = 0.792 mW/g

Ch9538/Zoom Scan (5x5x7)/Cube 0: Measurement grid: dx=8mm, dy=8mm, dz=5mm
Reference Value = 15.722 V/m; Power Drift = -0.16 dB
Peak SAR (extrapolated) = 1.204 mW/g
SAR(1 g) = 0.691 mW/g; SAR(10 g) = 0.357 mW/g
Maximum value of SAR (measured) = 0.934 mW/g

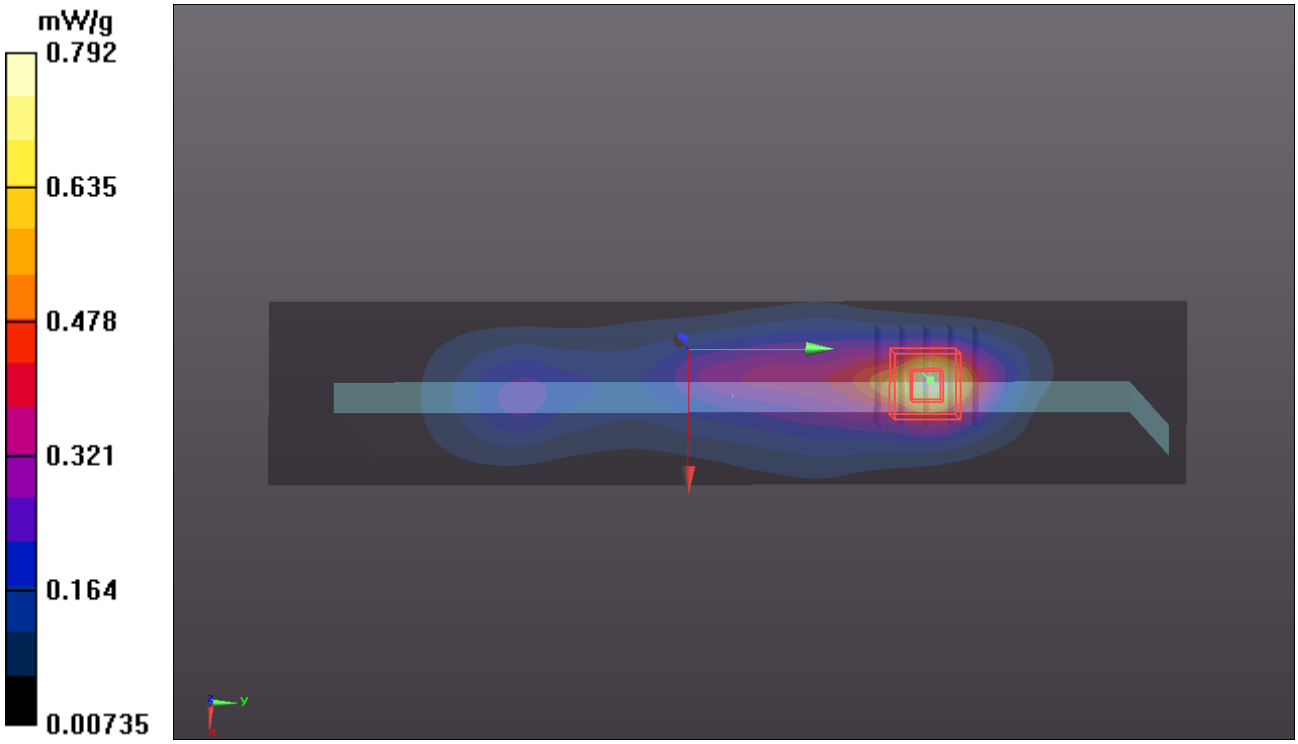

P90 802.11b_Rear Face_0cm_Ch6

DUT: 120427C12

Communication System: WLAN_2.4G; Frequency: 2437 MHz;Duty Cycle: 1:1
Medium: B2450_0712 Medium parameters used: f = 2437 MHz; σ = 2.007 mho/m; ε_r = 53.007; ρ = 1000 kg/m^3
Ambient Temperature：21.9 ℃； Liquid Temperature：20.5 ℃

DASY5 Configuration:
- Probe: EX3DV4 - SN3820; ConvF(7.34, 7.34, 7.34); Calibrated: 2011/12/16;
- Sensor-Surface: 2mm (Mechanical Surface Detection)
- Electronics: DAE3 Sn579; Calibrated: 2012/04/27
- Phantom: ELI v4.0; Type: QDOVA001BA; Serial: TP:1043
- Measurement SW: DASY52, Version 52.8 (1); SEMCAD X Version 14.6.5 (6469)

Ch6/Area Scan (111x151x1): Measurement grid: dx=20mm, dy=20mm
Maximum value of SAR (interpolated) = 0.713 mW/g

Ch6/Zoom Scan (5x5x7)/Cube 0: Measurement grid: dx=8mm, dy=8mm, dz=5mm
Reference Value = 3.757 V/m; Power Drift = -0.16 dB
Peak SAR (extrapolated) = 3.456 mW/g
SAR(1 g) = 1.05 mW/g; SAR(10 g) = 0.383 mW/g
Maximum value of SAR (measured) = 2.23 mW/g

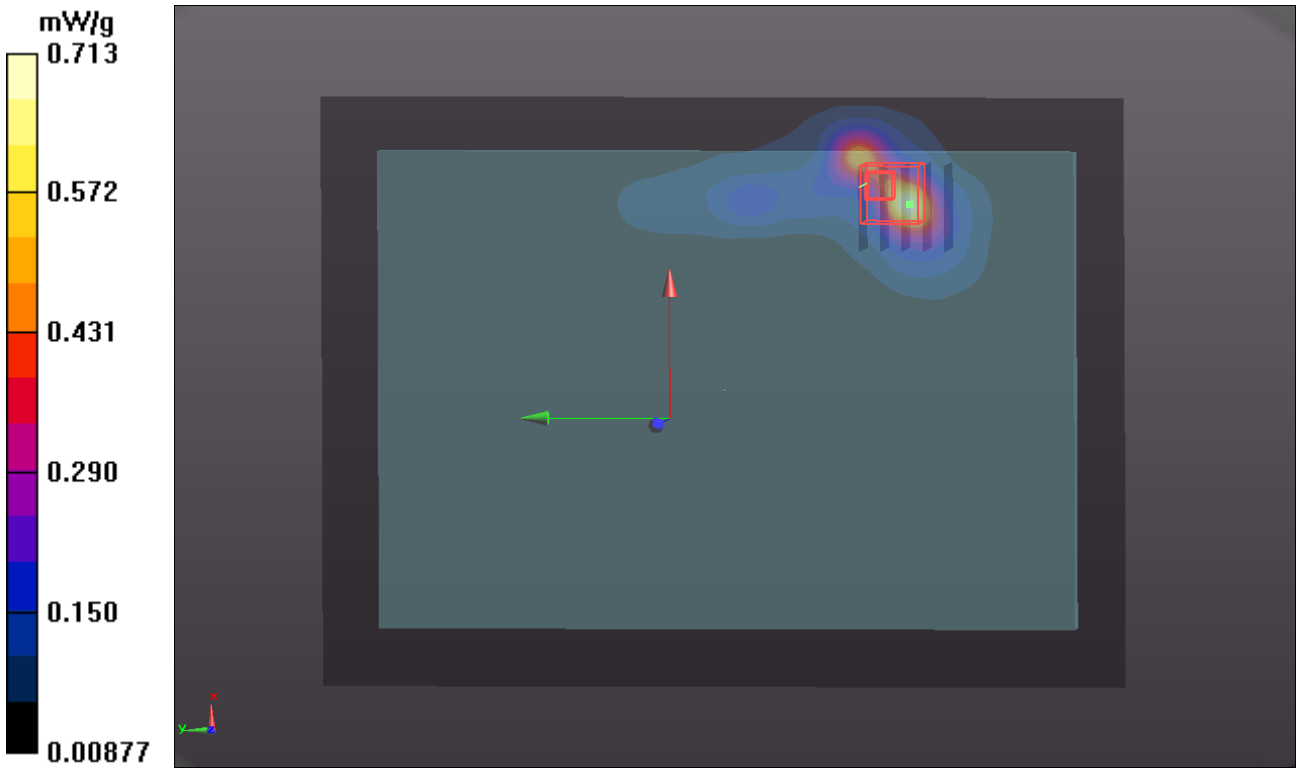

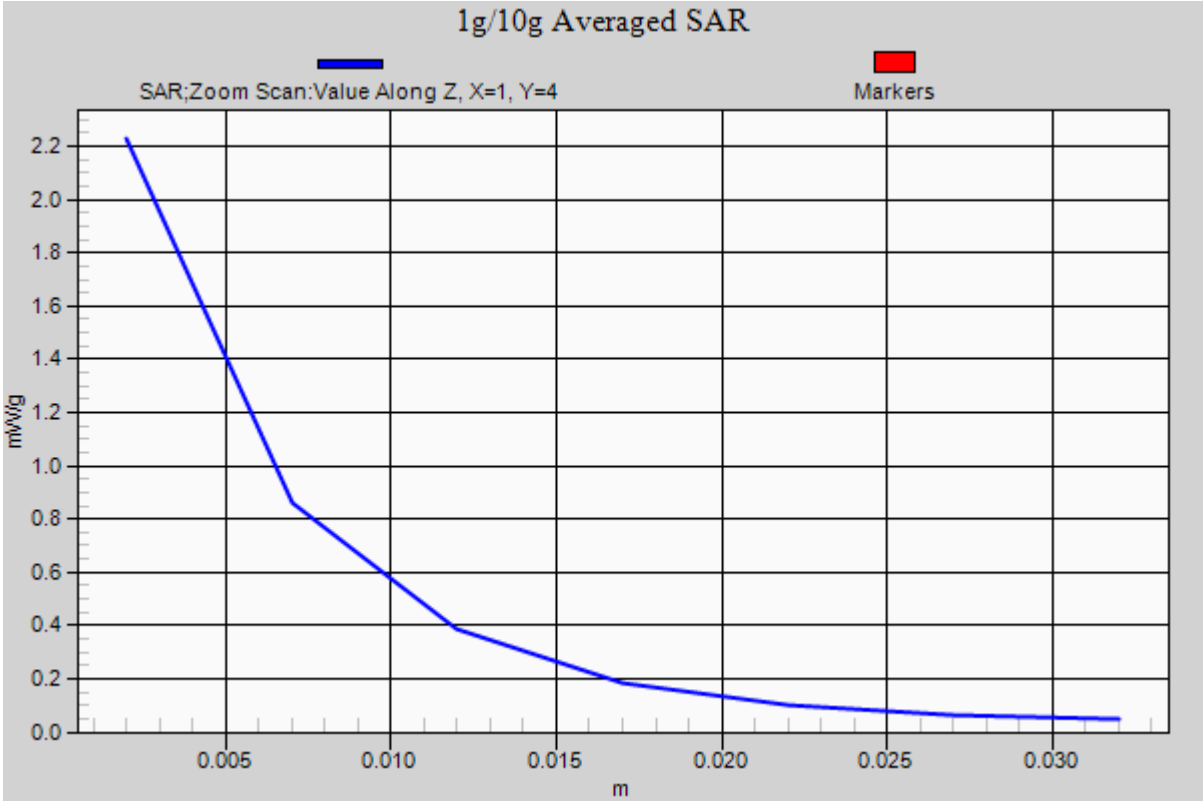
1g/10g Averaged SAR
SAR;Zoom Scan:Value Along Z, X=1, Y=4
Markers
mW/g
2.2
2.0
1.8
1.6
1.4
1.2
1.0
0.8
0.6
0.4
0.2
0.0
0.005
0.010
0.015
0.020
0.025
0.030
m

P91 802.11b_Rear Face_0cm_Ch1

DUT: 120427C12

Communication System: WLAN_2.4G; Frequency: 2412 MHz;Duty Cycle: 1:1
Medium: B2450_0712 Medium parameters used: f = 2412 MHz; σ = 1.971 mho/m; ε_r = 53.055; ρ = 1000 kg/m^3
Ambient Temperature：21.9 ℃； Liquid Temperature：20.5 ℃

DASY5 Configuration:
- Probe: EX3DV4 - SN3820; ConvF(7.34, 7.34, 7.34); Calibrated: 2011/12/16;
- Sensor-Surface: 2mm (Mechanical Surface Detection)
- Electronics: DAE3 Sn579; Calibrated: 2012/04/27
- Phantom: ELI v4.0; Type: QDOVA001BA; Serial: TP:1043
- Measurement SW: DASY52, Version 52.8 (1); SEMCAD X Version 14.6.5 (6469)

Ch1/Area Scan (71x91x1): Measurement grid: dx=20mm, dy=20mm
Maximum value of SAR (interpolated) = 1.25 mW/g

Ch1/Zoom Scan (5x5x7)/Cube 0: Measurement grid: dx=8mm, dy=8mm, dz=5mm
Reference Value = 5.810 V/m; Power Drift = -0.08 dB
Peak SAR (extrapolated) = 2.608 mW/g
SAR(1 g) = 0.894 mW/g; SAR(10 g) = 0.379 mW/g
Maximum value of SAR (measured) = 1.77 mW/g

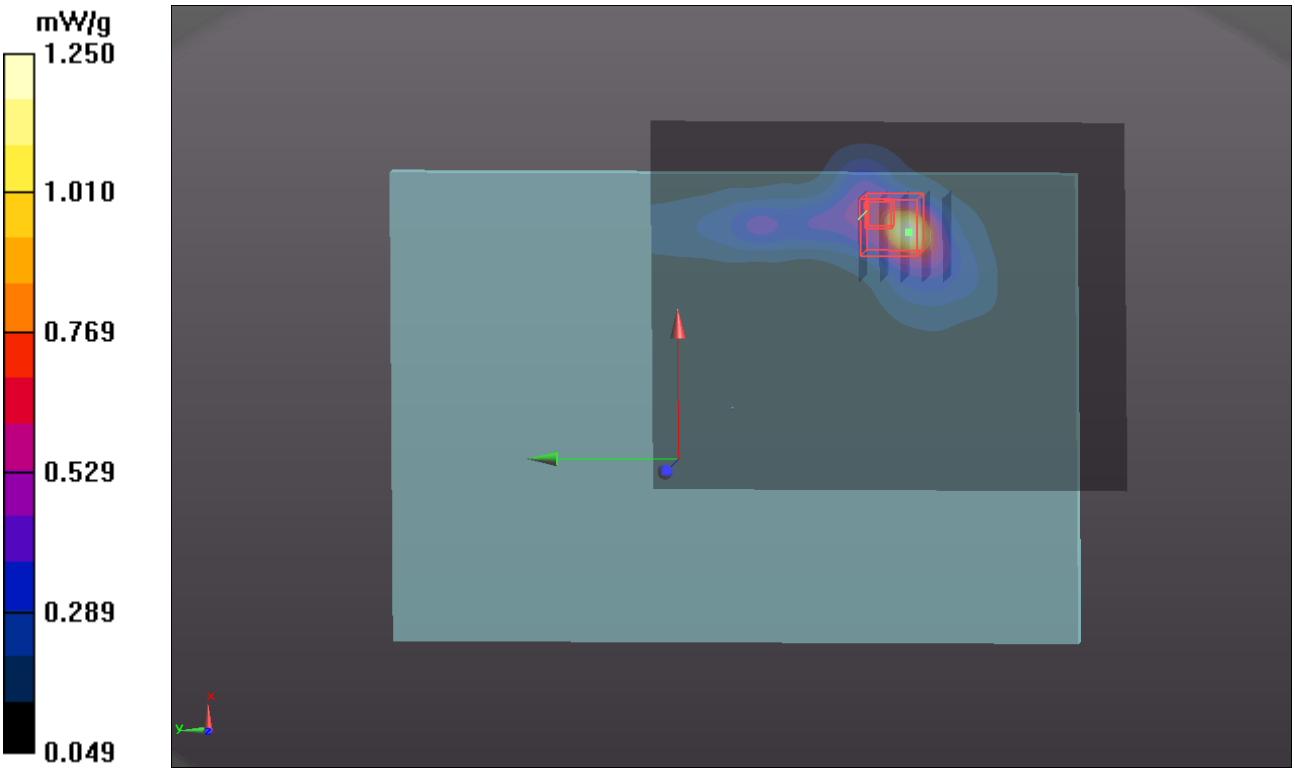

P92 802.11b_Rear Face_0cm_Ch11

DUT: 120427C12

Communication System: WLAN_2.4G; Frequency: 2462 MHz;Duty Cycle: 1:1
Medium: B2450_0712 Medium parameters used: f = 2462 MHz; σ = 2.044 mho/m; ε_r = 52.919; ρ = 1000 kg/m^3
Ambient Temperature：21.9 ℃； Liquid Temperature：20.5 ℃

DASY5 Configuration:
- Probe: EX3DV4 - SN3820; ConvF(7.34, 7.34, 7.34); Calibrated: 2011/12/16;
- Sensor-Surface: 2mm (Mechanical Surface Detection)
- Electronics: DAE3 Sn579; Calibrated: 2012/04/27
- Phantom: ELI v4.0; Type: QDOVA001BA; Serial: TP:1043
- Measurement SW: DASY52, Version 52.8 (1); SEMCAD X Version 14.6.5 (6469)

Ch11/Area Scan (71x91x1): Measurement grid: dx=20mm, dy=20mm
Maximum value of SAR (interpolated) = 0.402 mW/g

Ch11/Zoom Scan (5x5x7)/Cube 0: Measurement grid: dx=8mm, dy=8mm, dz=5mm
Reference Value = 5.710 V/m; Power Drift = 0.01 dB
Peak SAR (extrapolated) = 2.796 mW/g
SAR(1 g) = 0.868 mW/g; SAR(10 g) = 0.365 mW/g
Maximum value of SAR (measured) = 1.71 mW/g

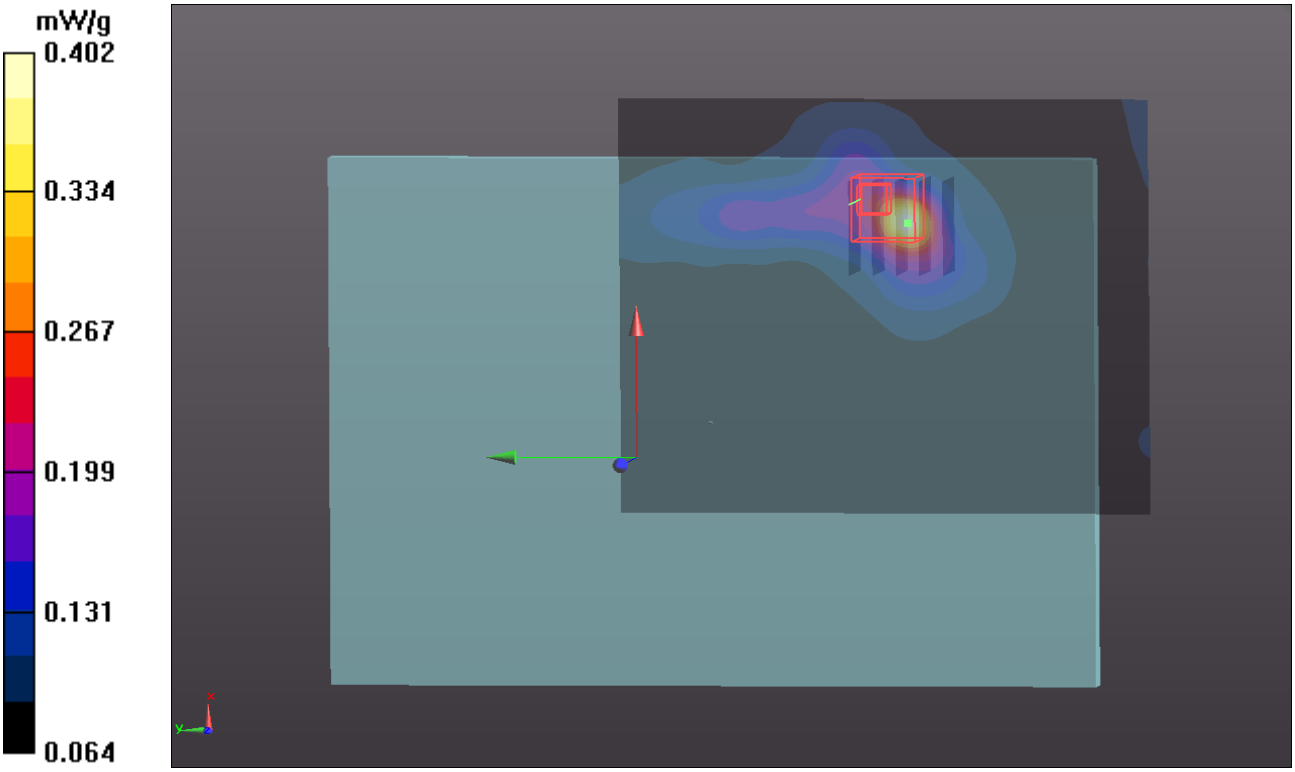

P82 802.11b_Secondary Landscape _0cm_Ch6

DUT: 120427C12

Communication System: WLAN_2.4G; Frequency: 2437 MHz;Duty Cycle: 1:1
Medium: B2450_0511 Medium parameters used: f = 2437 MHz; σ = 1.951 mho/m; ε_r = 51.789; ρ = 1000 kg/m^3
Ambient Temperature：21.6 ℃； Liquid Temperature：20.8 ℃

DASY5 Configuration:
- Probe: EX3DV4 - SN3650; ConvF(6.89, 6.89, 6.89); Calibrated: 2011/10/26;
- Sensor-Surface: 2mm (Mechanical Surface Detection)
- Electronics: DAE4 Sn1277; Calibrated: 2011/07/29
- Phantom: ELI v4.0; Type: QDOVA001BA; Serial: TP:1043
- Measurement SW: DASY52, Version 52.8 (1); SEMCAD X Version 14.6.5 (6469)

Ch6/Area Scan (51x151x1): Measurement grid: dx=20mm, dy=20mm
Maximum value of SAR (interpolated) = 0.696 mW/g

Ch6/Zoom Scan (5x5x7)/Cube 1: Measurement grid: dx=8mm, dy=8mm, dz=5mm
Reference Value = 14.284 V/m; Power Drift = -0.072 dB
Peak SAR (extrapolated) = 1.694 mW/g
SAR(1 g) = 0.713 mW/g; SAR(10 g) = 0.275 mW/g
Maximum value of SAR (measured) = 1.04 mW/g
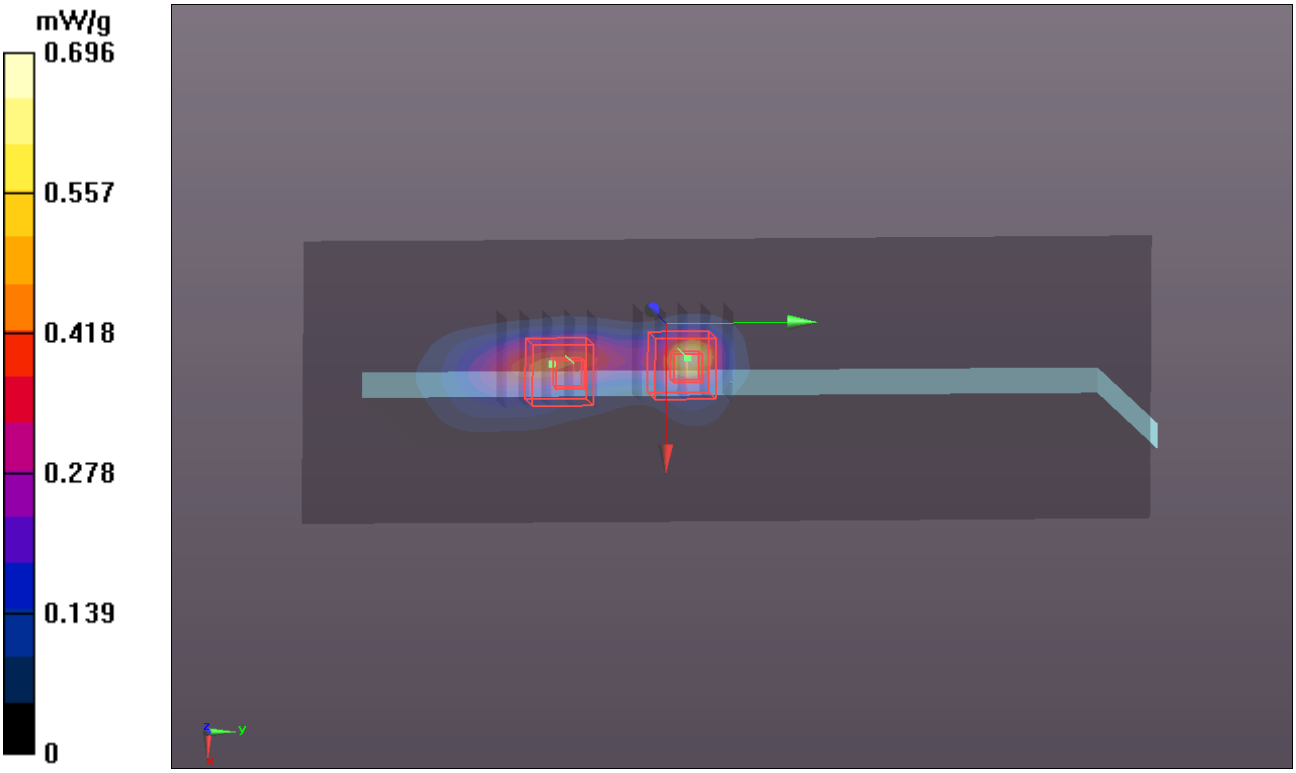
Ch6/Zoom Scan (5x5x7)/Cube 0: Measurement grid: dx=8mm, dy=8mm, dz=5mm
Reference Value = 14.284 V/m; Power Drift = -0.072 dB
Peak SAR (extrapolated) = 1.213 mW/g
SAR(1 g) = 0.574 mW/g; SAR(10 g) = 0.247 mW/g
Maximum value of SAR (measured) = 0.762 mW/g