WCDMA Band II (RMC 12.2Kbps)	
Lowest Band Edge	**Highest Band Edge**

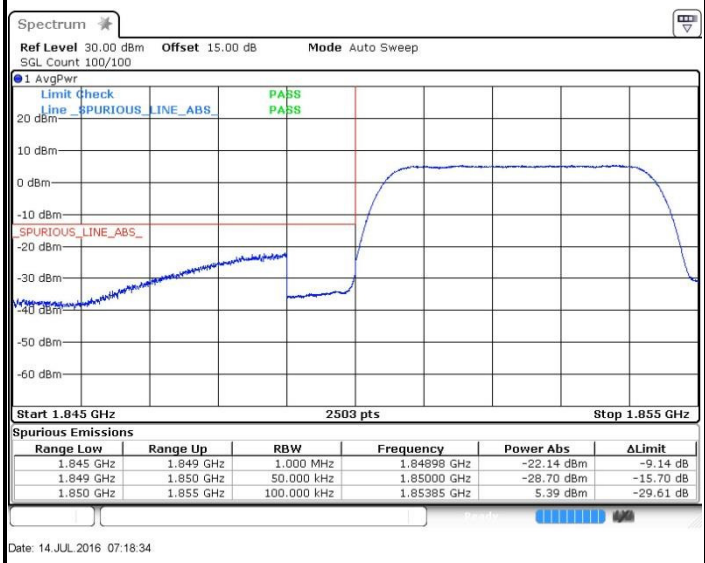

Spurious Emissions

Range Low	Range Up	RBW	Frequency	Power Abs	ΔLimit
1.845 GHz	1.849 GHz	1.000 MHz	1.84898 GHz	-22.14 dBm	-9.14 dB
1.849 GHz	1.850 GHz	50.000 kHz	1.85000 GHz	-28.70 dBm	-15.70 dB
1.850 GHz	1.855 GHz	100.000 kHz	1.85385 GHz	5.39 dBm	-29.61 dB

Date: 14.JUL.2016 07:18:34

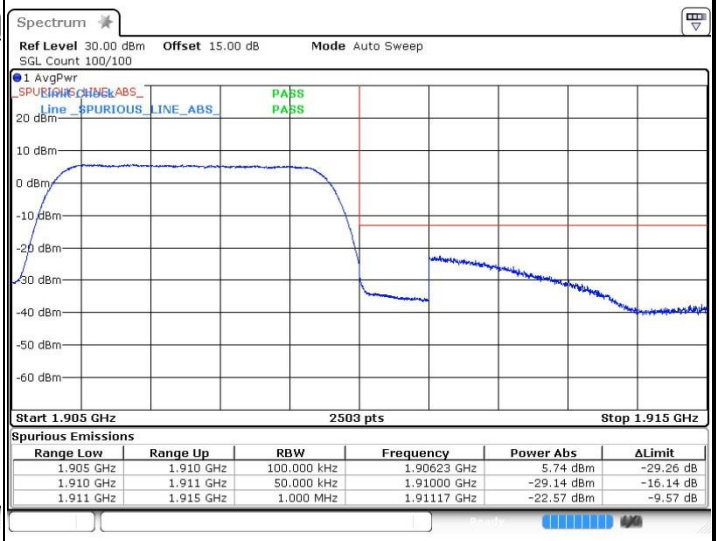

Spurious Emissions

Range Low	Range Up	RBW	Frequency	Power Abs	ΔLimit
1.905 GHz	1.910 GHz	100.000 kHz	1.90623 GHz	5.74 dBm	-29.26 dB
1.910 GHz	1.911 GHz	50.000 kHz	1.91000 GHz	-29.14 dBm	-16.14 dB
1.911 GHz	1.915 GHz	1.000 MHz	1.91117 GHz	-22.57 dBm	-9.57 dB

Date: 14.JUL.2016 07:21:17

WCDMA Band IV (RMC 12.2Kbps)	
Lowest Band Edge	**Highest Band Edge**

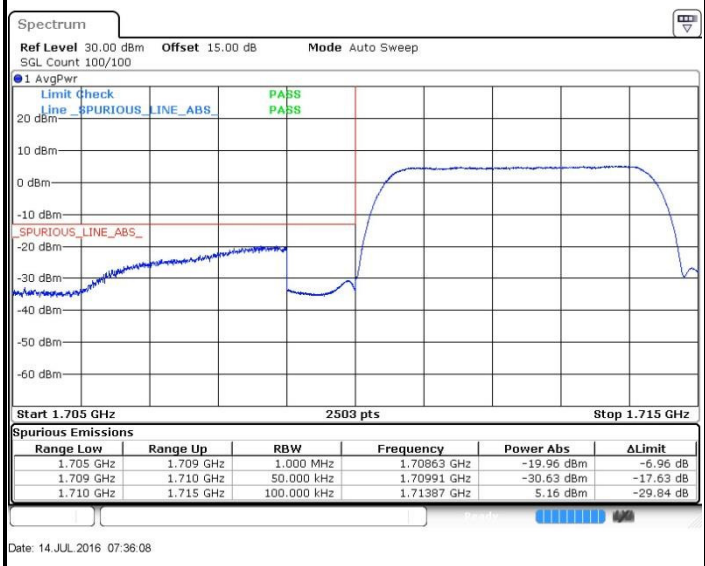

Spurious Emissions

Range Low	Range Up	RBW	Frequency	Power Abs	ΔLimit
1.705 GHz	1.709 GHz	1.000 MHz	1.70863 GHz	-19.96 dBm	-6.96 dB
1.709 GHz	1.710 GHz	50.000 kHz	1.70991 GHz	-30.63 dBm	-17.63 dB
1.710 GHz	1.715 GHz	100.000 kHz	1.71387 GHz	5.16 dBm	-29.84 dB

Date: 14.JUL.2016 07:36:08

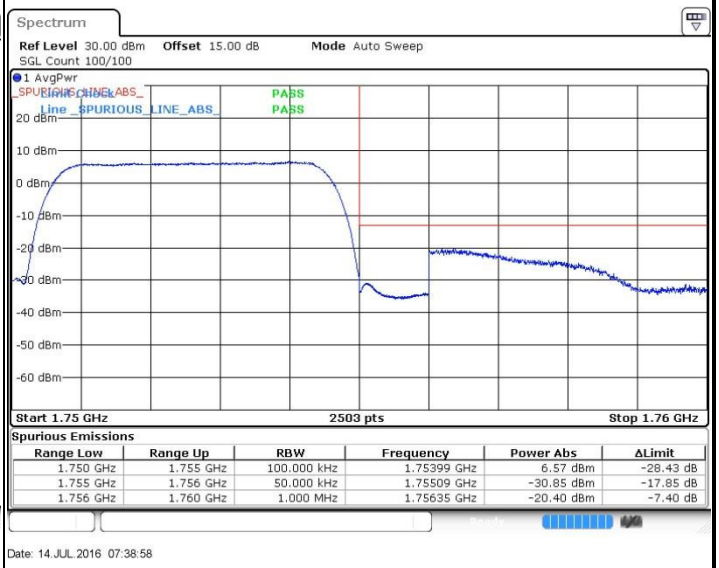

Spurious Emissions

Range Low	Range Up	RBW	Frequency	Power Abs	ΔLimit
1.750 GHz	1.755 GHz	100.000 kHz	1.75399 GHz	6.57 dBm	-28.43 dB
1.755 GHz	1.756 GHz	50.000 kHz	1.75509 GHz	-30.85 dBm	-17.85 dB
1.756 GHz	1.760 GHz	1.000 MHz	1.75635 GHz	-20.40 dBm	-7.40 dB

Date: 14.JUL.2016 07:38:58

Conducted Spurious Emission

GSM850 (GPRS)

Lowest Channel

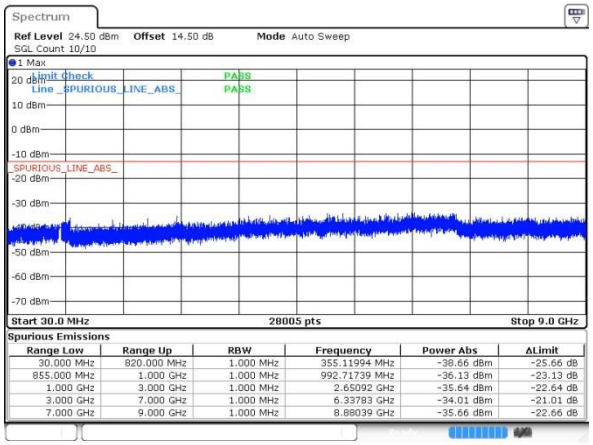

Spurious Emissions

Range Low	Range Up	RBW	Frequency	Power Abs	ΔLimit
30.000 MHz	820.000 MHz	1.000 MHz	355.11994 MHz	-38.66 dBm	-25.66 dB
855.000 MHz	1.000 GHz	1.000 MHz	992.71739 MHz	-36.13 dBm	-23.13 dB
1.000 GHz	3.000 GHz	1.000 MHz	2.65092 GHz	-35.64 dBm	-22.64 dB
3.000 GHz	7.000 GHz	1.000 MHz	6.33783 GHz	-34.01 dBm	-21.01 dB
7.000 GHz	9.000 GHz	1.000 MHz	8.88039 GHz	-35.66 dBm	-22.66 dB

Date: 14.JUL.2016 05:13:40

Middle Channel

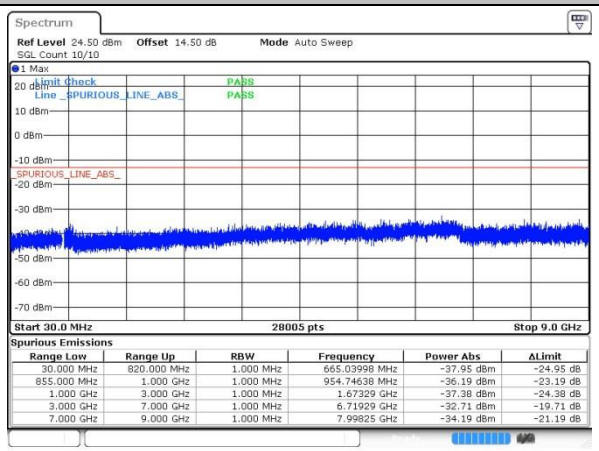

Spurious Emissions

Range Low	Range Up	RBW	Frequency	Power Abs	ΔLimit
30.000 MHz	820.000 MHz	1.000 MHz	665.03998 MHz	-37.95 dBm	-24.95 dB
855.000 MHz	1.000 GHz	1.000 MHz	954.74638 MHz	-36.19 dBm	-23.19 dB
1.000 GHz	3.000 GHz	1.000 MHz	1.67329 GHz	-37.38 dBm	-24.38 dB
3.000 GHz	7.000 GHz	1.000 MHz	6.71929 GHz	-32.71 dBm	-19.71 dB
7.000 GHz	9.000 GHz	1.000 MHz	7.99825 GHz	-34.19 dBm	-21.19 dB

Date: 14.JUL.2016 05:15:02

Highest Channel

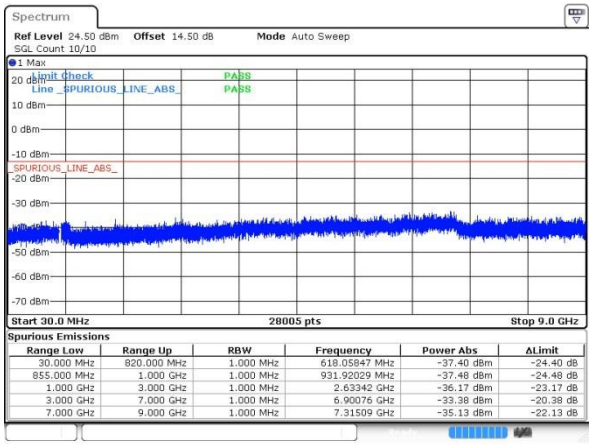

Spurious Emissions

Range Low	Range Up	RBW	Frequency	Power Abs	ΔLimit
30.000 MHz	820.000 MHz	1.000 MHz	618.05847 MHz	-37.40 dBm	-24.40 dB
855.000 MHz	1.000 GHz	1.000 MHz	931.92029 MHz	-37.48 dBm	-24.48 dB
1.000 GHz	3.000 GHz	1.000 MHz	2.63342 GHz	-36.17 dBm	-23.17 dB
3.000 GHz	7.000 GHz	1.000 MHz	6.90076 GHz	-33.38 dBm	-20.38 dB
7.000 GHz	9.000 GHz	1.000 MHz	7.31509 GHz	-35.13 dBm	-22.13 dB

Date: 14.JUL.2016 05:16:26

GSM850 (EDGE)

Lowest Channel

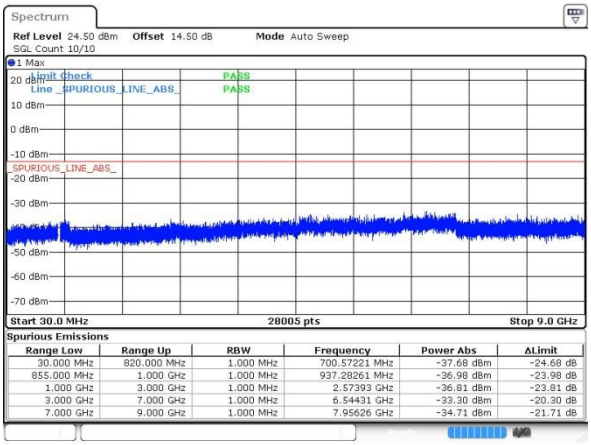

Spurious Emissions

Range Low	Range Up	RBW	Frequency	Power Abs	ΔLimit
30.000 MHz	820.000 MHz	1.000 MHz	700.57221 MHz	-37.68 dBm	-24.68 dB
855.000 MHz	1.000 GHz	1.000 MHz	937.28261 MHz	-36.98 dBm	-23.98 dB
1.000 GHz	3.000 GHz	1.000 MHz	2.57393 GHz	-36.81 dBm	-23.81 dB
3.000 GHz	7.000 GHz	1.000 MHz	6.54431 GHz	-33.30 dBm	-20.30 dB
7.000 GHz	9.000 GHz	1.000 MHz	7.95626 GHz	-34.71 dBm	-21.71 dB

Date: 14.JUL.2016 05:38:32

Middle Channel

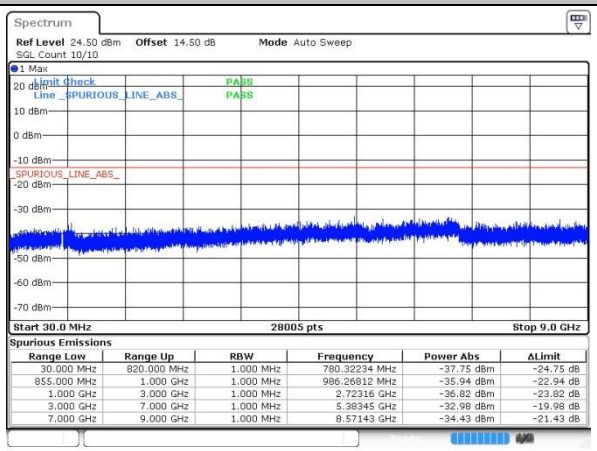

Spurious Emissions

Range Low	Range Up	RBW	Frequency	Power Abs	ΔLimit
30.000 MHz	820.000 MHz	1.000 MHz	780.32234 MHz	-37.75 dBm	-24.75 dB
855.000 MHz	1.000 GHz	1.000 MHz	986.26812 MHz	-35.94 dBm	-22.94 dB
1.000 GHz	3.000 GHz	1.000 MHz	2.72316 GHz	-36.82 dBm	-23.82 dB
3.000 GHz	7.000 GHz	1.000 MHz	5.38345 GHz	-32.98 dBm	-19.98 dB
7.000 GHz	9.000 GHz	1.000 MHz	8.57143 GHz	-34.43 dBm	-21.43 dB

Date: 14.JUL.2016 05:39:49

Highest Channel

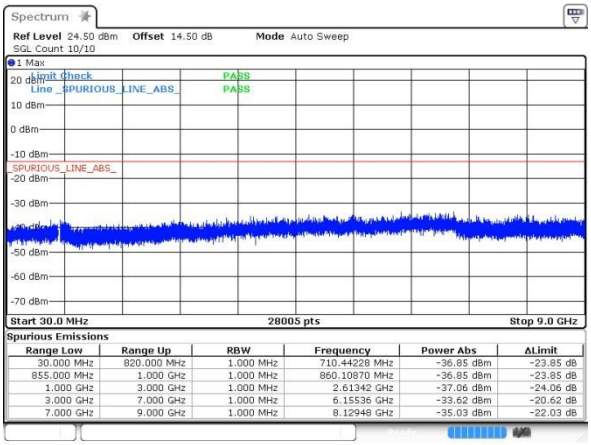

Spurious Emissions

Range Low	Range Up	RBW	Frequency	Power Abs	ΔLimit
30.000 MHz	820.000 MHz	1.000 MHz	710.44228 MHz	-36.85 dBm	-23.85 dB
855.000 MHz	1.000 GHz	1.000 MHz	860.10870 MHz	-36.85 dBm	-23.85 dB
1.000 GHz	3.000 GHz	1.000 MHz	2.61342 GHz	-37.06 dBm	-24.06 dB
3.000 GHz	7.000 GHz	1.000 MHz	6.15536 GHz	-33.62 dBm	-20.62 dB
7.000 GHz	9.000 GHz	1.000 MHz	8.12948 GHz	-35.03 dBm	-22.03 dB

Date: 14.JUL.2016 05:41:05

GSM1900 (GPRS)

Lowest Channel

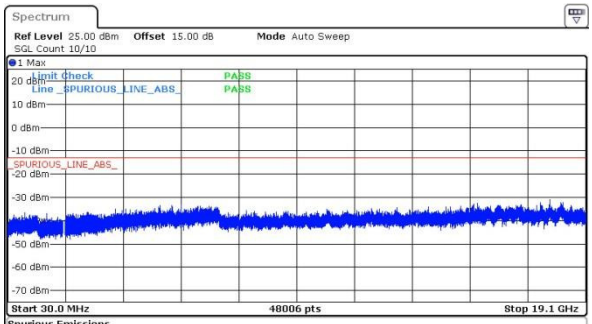

Spurious Emissions

Range Low	Range Up	RBW	Frequency	Power Abs	ΔLimit
30.000 MHz	1.000 GHz	1.000 MHz	590.13743 MHz	-36.72 dBm	-23.72 dB
1.000 GHz	1.845 GHz	1.000 MHz	1.32073 GHz	-36.84 dBm	-23.84 dB
1.915 GHz	3.000 GHz	1.000 MHz	2.66756 GHz	-36.45 dBm	-23.45 dB
3.000 GHz	7.000 GHz	1.000 MHz	5.74691 GHz	-33.16 dBm	-20.16 dB
7.000 GHz	13.600 GHz	1.000 MHz	12.87759 GHz	-34.38 dBm	-21.38 dB
13.600 GHz	19.100 GHz	1.000 MHz	17.92132 GHz	-30.93 dBm	-17.93 dB

Date: 14.JUL.2016 05:55:14

Middle Channel

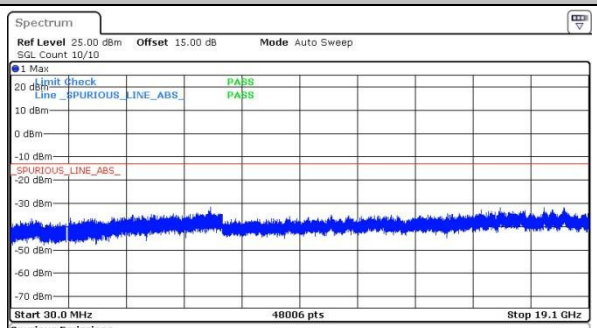

Spurious Emissions

Range Low	Range Up	RBW	Frequency	Power Abs	ΔLimit
30.000 MHz	1.000 GHz	1.000 MHz	708.41829 MHz	-36.55 dBm	-23.55 dB
1.000 GHz	1.845 GHz	1.000 MHz	1.01752 GHz	-38.08 dBm	-25.08 dB
1.915 GHz	3.000 GHz	1.000 MHz	1.99453 GHz	-36.40 dBm	-23.40 dB
3.000 GHz	7.000 GHz	1.000 MHz	6.62430 GHz	-31.59 dBm	-18.59 dB
7.000 GHz	13.600 GHz	1.000 MHz	10.61018 GHz	-35.03 dBm	-22.03 dB
13.600 GHz	19.100 GHz	1.000 MHz	16.19012 GHz	-31.89 dBm	-18.89 dB

Date: 14.JUL.2016 05:56:31

Highest Channel

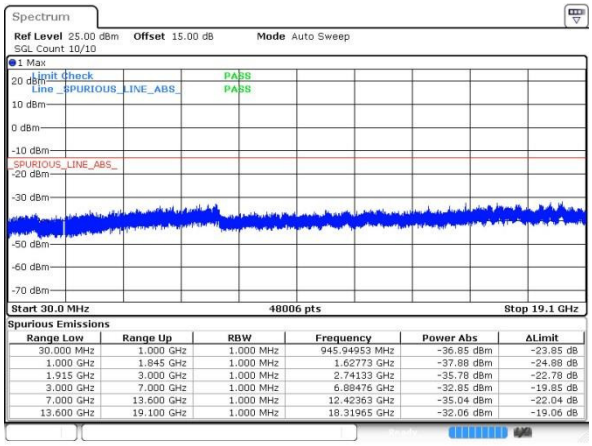

Spurious Emissions

Range Low	Range Up	RBW	Frequency	Power Abs	ΔLimit
30.000 MHz	1.000 GHz	1.000 MHz	945.94953 MHz	-36.85 dBm	-23.85 dB
1.000 GHz	1.845 GHz	1.000 MHz	1.62773 GHz	-37.88 dBm	-24.88 dB
1.915 GHz	3.000 GHz	1.000 MHz	2.74133 GHz	-35.78 dBm	-22.78 dB
3.000 GHz	7.000 GHz	1.000 MHz	6.88476 GHz	-32.85 dBm	-19.85 dB
7.000 GHz	13.600 GHz	1.000 MHz	12.42363 GHz	-35.04 dBm	-22.04 dB
13.600 GHz	19.100 GHz	1.000 MHz	18.31965 GHz	-32.06 dBm	-19.06 dB

Date: 14.JUL.2016 05:57:49

GSM1900 (EDGE)

Lowest Channel

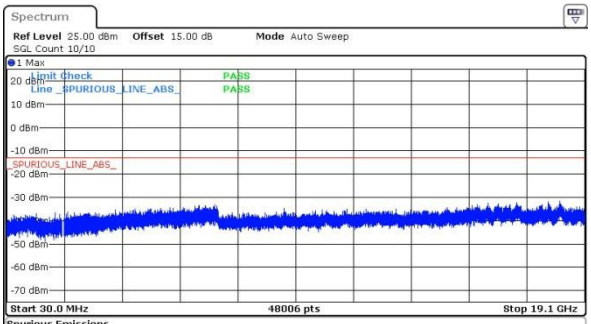

Spurious Emissions

Range Low	Range Up	RBW	Frequency	Power Abs	ΔLimit
30.000 MHz	1.000 GHz	1.000 MHz	987.63868 MHz	-37.01 dBm	-24.01 dB
1.000 GHz	1.845 GHz	1.000 MHz	1.62140 GHz	-36.71 dBm	-23.71 dB
1.915 GHz	3.000 GHz	1.000 MHz	2.02572 GHz	-36.45 dBm	-23.45 dB
3.000 GHz	7.000 GHz	1.000 MHz	6.87427 GHz	-33.23 dBm	-20.23 dB
7.000 GHz	13.600 GHz	1.000 MHz	9.16912 GHz	-34.79 dBm	-21.79 dB
13.600 GHz	19.100 GHz	1.000 MHz	18.28272 GHz	-31.52 dBm	-18.52 dB

Date: 14.JUL.2016 06:14:44

Middle Channel

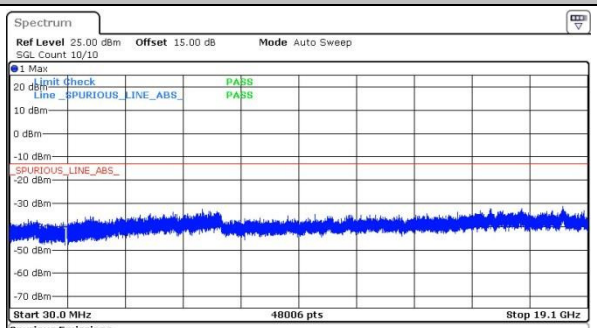

Spurious Emissions

Range Low	Range Up	RBW	Frequency	Power Abs	ΔLimit
30.000 MHz	1.000 GHz	1.000 MHz	626.00950 MHz	-36.83 dBm	-23.83 dB
1.000 GHz	1.845 GHz	1.000 MHz	1.78947 GHz	-38.13 dBm	-25.13 dB
1.915 GHz	3.000 GHz	1.000 MHz	2.68044 GHz	-35.80 dBm	-22.80 dB
3.000 GHz	7.000 GHz	1.000 MHz	6.38233 GHz	-32.70 dBm	-19.70 dB
7.000 GHz	13.600 GHz	1.000 MHz	10.10626 GHz	-34.63 dBm	-21.63 dB
13.600 GHz	19.100 GHz	1.000 MHz	18.28940 GHz	-31.17 dBm	-18.17 dB

Date: 14.JUL.2016 06:16:03

Highest Channel

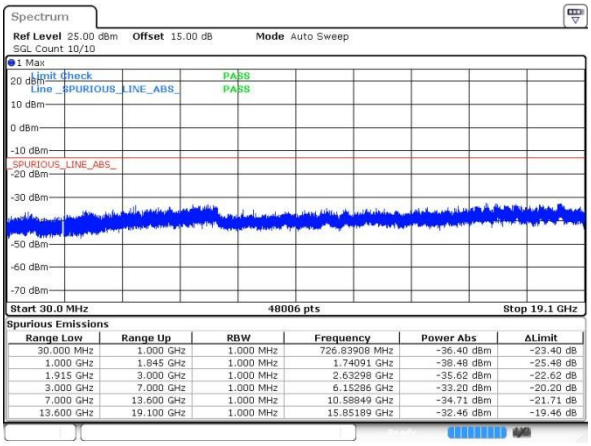

Spurious Emissions

Range Low	Range Up	RBW	Frequency	Power Abs	ΔLimit
30.000 MHz	1.000 GHz	1.000 MHz	726.83908 MHz	-36.40 dBm	-23.40 dB
1.000 GHz	1.845 GHz	1.000 MHz	1.74091 GHz	-38.48 dBm	-25.48 dB
1.915 GHz	3.000 GHz	1.000 MHz	2.63298 GHz	-35.62 dBm	-22.62 dB
3.000 GHz	7.000 GHz	1.000 MHz	6.15286 GHz	-33.20 dBm	-20.20 dB
7.000 GHz	13.600 GHz	1.000 MHz	10.58849 GHz	-34.71 dBm	-21.71 dB
13.600 GHz	19.100 GHz	1.000 MHz	15.85189 GHz	-32.46 dBm	-19.46 dB

Date: 14.JUL.2016 06:17:20

WCDMA Band V (RMC 12.2Kbps)

Lowest Channel

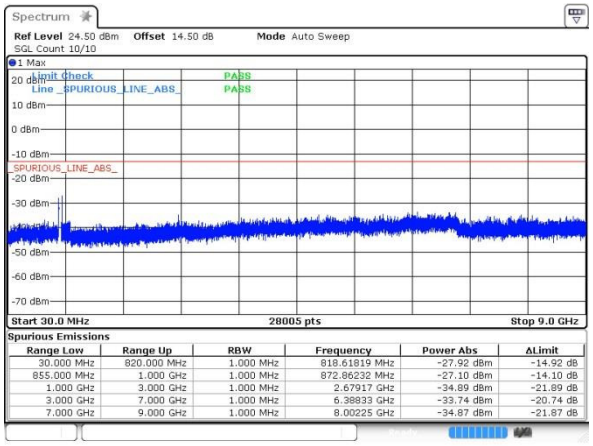

Spurious Emissions

Range Low	Range Up	RBW	Frequency	Power Abs	ΔLimit
30.000 MHz	820.000 MHz	1.000 MHz	818.61819 MHz	-27.92 dBm	-14.92 dB
855.000 MHz	1.000 GHz	1.000 MHz	872.86232 MHz	-27.10 dBm	-14.10 dB
1.000 GHz	3.000 GHz	1.000 MHz	2.67917 GHz	-34.89 dBm	-21.89 dB
3.000 GHz	7.000 GHz	1.000 MHz	6.38833 GHz	-33.74 dBm	-20.74 dB
7.000 GHz	9.000 GHz	1.000 MHz	8.00225 GHz	-34.87 dBm	-21.87 dB

Date: 14.JUL.2016 06:38:50

Middle Channel

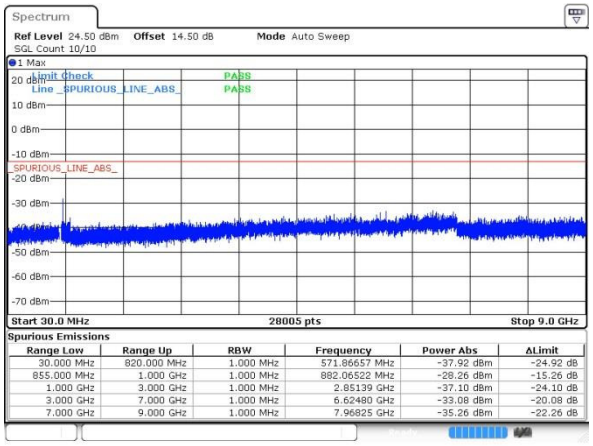

Spurious Emissions

Range Low	Range Up	RBW	Frequency	Power Abs	ΔLimit
30.000 MHz	820.000 MHz	1.000 MHz	571.86657 MHz	-37.92 dBm	-24.92 dB
855.000 MHz	1.000 GHz	1.000 MHz	882.06522 MHz	-28.26 dBm	-15.26 dB
1.000 GHz	3.000 GHz	1.000 MHz	2.85139 GHz	-37.10 dBm	-24.10 dB
3.000 GHz	7.000 GHz	1.000 MHz	6.62480 GHz	-33.08 dBm	-20.08 dB
7.000 GHz	9.000 GHz	1.000 MHz	7.96825 GHz	-35.26 dBm	-22.26 dB

Date: 14.JUL.2016 06:40:36

Highest Channel

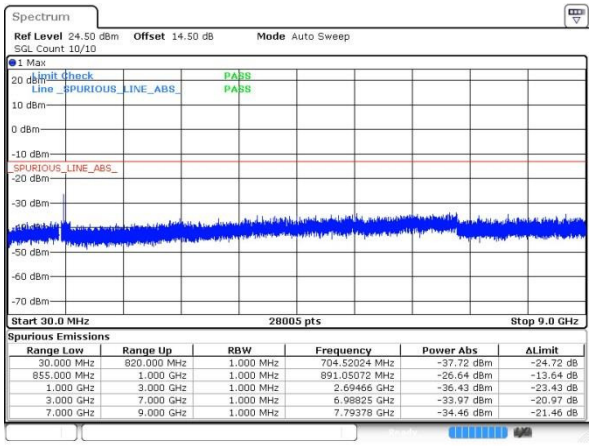

Spurious Emissions

Range Low	Range Up	RBW	Frequency	Power Abs	ΔLimit
30.000 MHz	820.000 MHz	1.000 MHz	704.52024 MHz	-37.72 dBm	-24.72 dB
855.000 MHz	1.000 GHz	1.000 MHz	891.05072 MHz	-26.64 dBm	-13.64 dB
1.000 GHz	3.000 GHz	1.000 MHz	2.69466 GHz	-36.43 dBm	-23.43 dB
3.000 GHz	7.000 GHz	1.000 MHz	6.98825 GHz	-33.97 dBm	-20.97 dB
7.000 GHz	9.000 GHz	1.000 MHz	7.79378 GHz	-34.46 dBm	-21.46 dB

Date: 14.JUL.2016 06:55:55

WCDMA Band II (RMC 12.2Kbps)

Lowest Channel

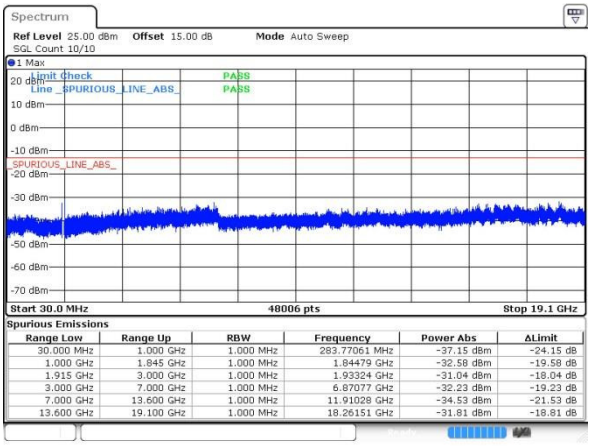

Spurious Emissions

Range Low	Range Up	RBW	Frequency	Power Abs	ΔLimit
30.000 MHz	1.000 GHz	1.000 MHz	283.77061 MHz	-37.15 dBm	-24.15 dB
1.000 GHz	1.845 GHz	1.000 MHz	1.84479 GHz	-32.58 dBm	-19.58 dB
1.915 GHz	3.000 GHz	1.000 MHz	1.93324 GHz	-31.04 dBm	-18.04 dB
3.000 GHz	7.000 GHz	1.000 MHz	6.87077 GHz	-32.23 dBm	-19.23 dB
7.000 GHz	13.600 GHz	1.000 MHz	11.91028 GHz	-34.53 dBm	-21.53 dB
13.600 GHz	19.100 GHz	1.000 MHz	18.26151 GHz	-31.81 dBm	-18.81 dB

Date: 14.JUL.2016 07:22:44

Middle Channel

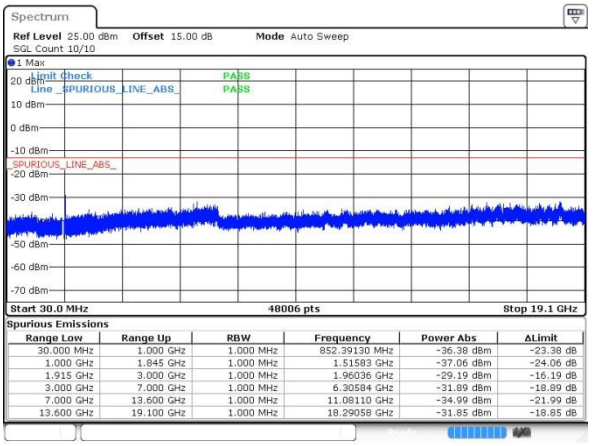

Spurious Emissions

Range Low	Range Up	RBW	Frequency	Power Abs	ΔLimit
30.000 MHz	1.000 GHz	1.000 MHz	852.39130 MHz	-36.38 dBm	-23.38 dB
1.000 GHz	1.845 GHz	1.000 MHz	1.51583 GHz	-37.06 dBm	-24.06 dB
1.915 GHz	3.000 GHz	1.000 MHz	1.96036 GHz	-29.19 dBm	-16.19 dB
3.000 GHz	7.000 GHz	1.000 MHz	6.30584 GHz	-31.89 dBm	-18.89 dB
7.000 GHz	13.600 GHz	1.000 MHz	11.08110 GHz	-34.99 dBm	-21.99 dB
13.600 GHz	19.100 GHz	1.000 MHz	18.29058 GHz	-31.85 dBm	-18.85 dB

Date: 14.JUL.2016 07:24:32

Highest Channel

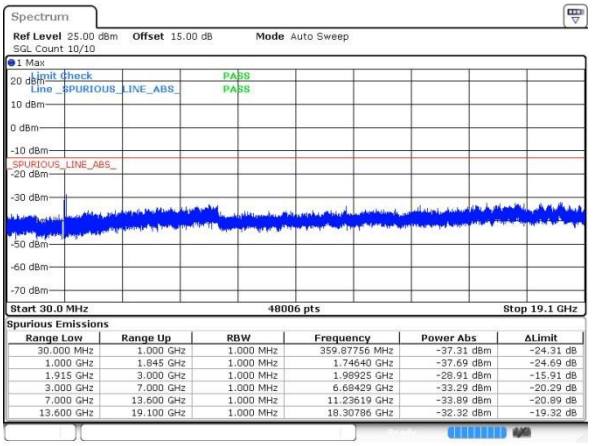

Spurious Emissions

Range Low	Range Up	RBW	Frequency	Power Abs	ΔLimit
30.000 MHz	1.000 GHz	1.000 MHz	359.87756 MHz	-37.31 dBm	-24.31 dB
1.000 GHz	1.845 GHz	1.000 MHz	1.74640 GHz	-37.69 dBm	-24.69 dB
1.915 GHz	3.000 GHz	1.000 MHz	1.98925 GHz	-28.91 dBm	-15.91 dB
3.000 GHz	7.000 GHz	1.000 MHz	6.68429 GHz	-33.29 dBm	-20.29 dB
7.000 GHz	13.600 GHz	1.000 MHz	11.23619 GHz	-33.89 dBm	-20.89 dB
13.600 GHz	19.100 GHz	1.000 MHz	18.30786 GHz	-32.32 dBm	-19.32 dB

Date: 14.JUL.2016 07:25:49

WCDMA Band IV (RMC 12.2Kbps)

Lowest Channel

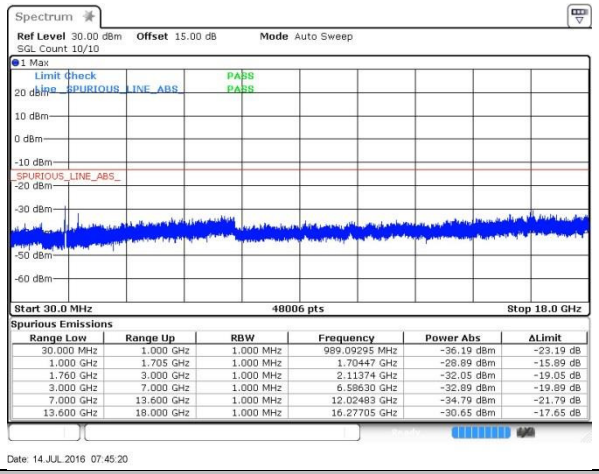

Spurious Emissions

Range Low	Range Up	RBW	Frequency	Power Abs	ΔLimit
30.000 MHz	1.000 GHz	1.000 MHz	989.09295 MHz	-36.19 dBm	-23.19 dB
1.000 GHz	1.705 GHz	1.000 MHz	1.70447 GHz	-28.89 dBm	-15.89 dB
1.760 GHz	3.000 GHz	1.000 MHz	2.11374 GHz	-32.05 dBm	-19.05 dB
3.000 GHz	7.000 GHz	1.000 MHz	6.58630 GHz	-32.89 dBm	-19.89 dB
7.000 GHz	13.600 GHz	1.000 MHz	12.02483 GHz	-34.79 dBm	-21.79 dB
13.600 GHz	18.000 GHz	1.000 MHz	16.27705 GHz	-30.65 dBm	-17.65 dB

Date: 14.JUL.2016 07:45:20

Middle Channel

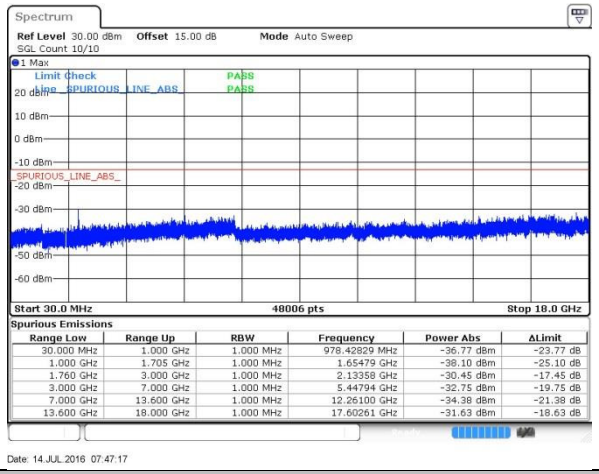

Spurious Emissions

Range Low	Range Up	RBW	Frequency	Power Abs	ΔLimit
30.000 MHz	1.000 GHz	1.000 MHz	978.42829 MHz	-36.77 dBm	-23.77 dB
1.000 GHz	1.705 GHz	1.000 MHz	1.65479 GHz	-38.10 dBm	-25.10 dB
1.760 GHz	3.000 GHz	1.000 MHz	2.13358 GHz	-30.45 dBm	-17.45 dB
3.000 GHz	7.000 GHz	1.000 MHz	5.44794 GHz	-32.75 dBm	-19.75 dB
7.000 GHz	13.600 GHz	1.000 MHz	12.26100 GHz	-34.38 dBm	-21.38 dB
13.600 GHz	18.000 GHz	1.000 MHz	17.60261 GHz	-31.63 dBm	-18.63 dB

Date: 14.JUL.2016 07:47:17

Highest Channel

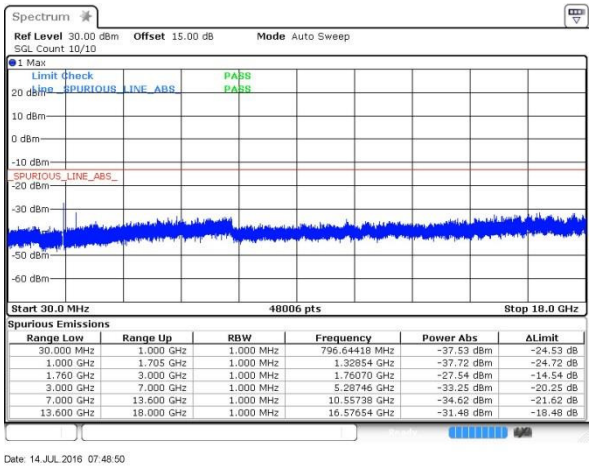

Spurious Emissions

Range Low	Range Up	RBW	Frequency	Power Abs	ΔLimit
30.000 MHz	1.000 GHz	1.000 MHz	796.64418 MHz	-37.53 dBm	-24.53 dB
1.000 GHz	1.705 GHz	1.000 MHz	1.32854 GHz	-37.72 dBm	-24.72 dB
1.760 GHz	3.000 GHz	1.000 MHz	1.76070 GHz	-27.54 dBm	-14.54 dB
3.000 GHz	7.000 GHz	1.000 MHz	5.28746 GHz	-33.25 dBm	-20.25 dB
7.000 GHz	13.600 GHz	1.000 MHz	10.55738 GHz	-34.62 dBm	-21.62 dB
13.600 GHz	18.000 GHz	1.000 MHz	16.57654 GHz	-31.48 dBm	-18.48 dB

Date: 14.JUL.2016 07:48:50

Frequency Stability

Test Conditions	Middle Channel	GSM850 (GPRS class 8)	GSM850 (EDGE class 8)	Limit 2.5ppm
Temperature (°C)	Voltage (Volt)	Deviation (ppm)		Result
50	Normal Voltage	0.0179	0.0096	PASS
40	Normal Voltage	0.0072	0.0215	
30	Normal Voltage	0.0024	0.0060	
20(Ref.)	Normal Voltage	0.0000	0.0000	
10	Normal Voltage	0.0191	0.0060	
0	Normal Voltage	0.0036	0.0012	
-10	Normal Voltage	0.0048	0.0012	
-20	Normal Voltage	0.0012	0.0036	
-30	Normal Voltage	0.0167	0.0036	
20	Maximum Voltage	0.0036	0.0060	
20	Normal Voltage	0.0024	0.0024	
20	Battery End Point	0.0072	0.0048	

Note:

1. Normal Voltage = 3.8V. ；Battery End Point (BEP) = 3.6 V.；Maximum Voltage =4.35 V

Test Conditions	Middle Channel	GSM1900 (GPRS class 8)	GSM1900 (EDGE class 8)	Limit Note 2.
Temperature (°C)	Voltage (Volt)	Deviation (ppm)		Result
50	Normal Voltage	0.0165	0.0021	PASS
40	Normal Voltage	0.0016	0.0027	
30	Normal Voltage	0.0218	0.0021	
20(Ref.)	Normal Voltage	0.0000	0.0000	
10	Normal Voltage	0.0021	0.0154	
0	Normal Voltage	0.0005	0.0144	
-10	Normal Voltage	0.0149	0.0005	
-20	Normal Voltage	0.0165	0.0149	
-30	Normal Voltage	0.0154	0.0138	
20	Maximum Voltage	0.0186	0.0037	
20	Normal Voltage	0.0191	0.0021	
20	Battery End Point	0.0160	0.0016	

Note:

1. Normal Voltage = 3.8V. ；Battery End Point (BEP) = 3.6 V.；Maximum Voltage =4.35 V
2. The frequency fundamental emissions stay within the authorized frequency block based on the frequency deviation measured is small.

Test Conditions	Middle Channel	WCDMA Band V (RMC 12.2Kbps)	Limit 2.5ppm
Temperature (°C)	Voltage (Volt)	Deviation (ppm)	Result
50	Normal Voltage	0.0167	PASS
40	Normal Voltage	0.0072	
30	Normal Voltage	0.0012	
20(Ref.)	Normal Voltage	0.0000	
10	Normal Voltage	0.0132	
0	Normal Voltage	0.0024	
-10	Normal Voltage	0.0108	
-20	Normal Voltage	0.0012	
-30	Normal Voltage	0.0143	
20	Maximum Voltage	0.0036	
20	Normal Voltage	0.0000	
20	Battery End Point	0.0120	

Note:

1. Normal Voltage = 3.8V. ；Battery End Point (BEP) = 3.6 V.；Maximum Voltage =4.35 V

Test Conditions	Middle Channel	WCDMA Band II (RMC 12.2Kbps)	Limit Note 2.
Temperature (°C)	Voltage (Volt)	Deviation (ppm)	Result
50	Normal Voltage	0.0037	PASS
40	Normal Voltage	0.0011	
30	Normal Voltage	0.0096	
20(Ref.)	Normal Voltage	0.0000	
10	Normal Voltage	0.0074	
0	Normal Voltage	0.0005	
-10	Normal Voltage	0.0016	
-20	Normal Voltage	0.0064	
-30	Normal Voltage	0.0085	
20	Maximum Voltage	0.0059	
20	Normal Voltage	0.0080	
20	Battery End Point	0.0096	

Note:

1. Normal Voltage = 3.8V. ；Battery End Point (BEP) = 3.6 V.；Maximum Voltage =4.35 V
2. The frequency fundamental emissions stay within the authorized frequency block based on the frequency deviation measured is small.

Test Conditions	Middle Channel	WCDMA Band IV (RMC 12.2Kbps)	Limit Note 2.
Temperature (°C)	Voltage (Volt)	Deviation (ppm)	Result
50	Normal Voltage	0.0017	PASS
40	Normal Voltage	0.0087	
30	Normal Voltage	0.0035	
20(Ref.)	Normal Voltage	0.0000	
10	Normal Voltage	0.0012	
0	Normal Voltage	0.0023	
-10	Normal Voltage	0.0092	
-20	Normal Voltage	0.0023	
-30	Normal Voltage	0.0012	
20	Maximum Voltage	0.0017	
20	Normal Voltage	0.0029	
20	Battery End Point	0.0017	

Note:

1. Normal Voltage = 3.8V. ；Battery End Point (BEP) = 3.6V.；Maximum Voltage =4.35V
2. The frequency fundamental emissions stay within the authorized frequency block based on the frequency deviation measured is small.

Appendix B. Test Results of Radiated Test

ERP/EIRP

Channel	Mode	Horizontal		Vertical	
		ERP(dBm)	ERP(W)	ERP(dBm)	ERP(W)
Lowest	GSM850 GPRS class 8	28.89	0.7749	29.23	0.8384
Middle		28.75	0.7506	29.27	0.8447
Highest		29.24	0.8396	29.84	0.9640
Lowest	GSM850 EDGE class 8	23.50	0.2241	24.30	0.2690
Middle		22.74	0.1879	23.69	0.2341
Highest		23.79	0.2394	24.34	0.2717
Lowest	WCDMA Band V RMC 12.2Kbps	19.85	0.0966	20.07	0.1015
Middle		19.73	0.0939	19.88	0.0974
Highest		20.25	0.1059	20.74	0.1186
Limit	ERP < 7W	Result		PASS	

Channel	Mode	Horizontal		Vertical	
		EIRP(dBm)	EIRP(W)	EIRP(dBm)	EIRP(W)
Lowest	GSM1900 GPRS class 8	27.94	0.6223	31.77	1.5031
Middle		27.74	0.5943	31.83	1.5241
Highest		28.59	0.7228	31.54	1.4256
Lowest	GSM1900 EDGE class 8	24.67	0.2931	28.04	0.6368
Middle		24.20	0.2630	28.28	0.6730
Highest		25.08	0.3221	28.17	0.6561
Lowest	WCDMA Band II RMC 12.2Kbps	21.50	0.1413	25.38	0.3451
Middle		21.19	0.1315	25.40	0.3467
Highest		21.79	0.1510	24.94	0.3119
Limit	EIRP < 2W	Result		PASS	

Channel	Mode	Horizontal		Vertical	
		EIRP(dBm)	EIRP(W)	EIRP(dBm)	EIRP(W)
Lowest	WCDMA Band IV RMC 12.2Kbps	20.38	0.1091	23.68	0.2333
Middle		21.42	0.1387	23.94	0.2477
Highest		22.02	0.1592	24.41	0.2761
Limit	EIRP < 1W	Result		PASS	

Radiated Spurious Emission

GSM850 (GPRS class 8)									
Channel	Frequency (MHz)	ERP (dBm)	Limit (dBm)	Over Limit (dB)	SPA Reading (dBm)	S.G. Power (dBm)	TX Cable loss (dB)	TX Antenna Gain (dBi)	Polarization (H/V)
Middle	1672	-62.23	-13	-49.23	-65.06	-68.92	0.56	9.40	H
	2510	-53.12	-13	-40.12	-58.86	-60.83	0.74	10.60	H
	3346	-57.91	-13	-44.91	-66.72	-67.51	0.85	12.60	H
	1672	-64.42	-13	-51.42	-66.08	-71.11	0.56	9.40	V
	2510	-53.13	-13	-40.13	-58.71	-60.84	0.74	10.60	V
	3346	-59.19	-13	-46.19	-67.33	-68.79	0.85	12.60	V

Remark: Spurious emissions within 30-1000MHz were found more than 20dB below limit line.

GSM850 (EDGE class 8)									
Channel	Frequency (MHz)	ERP (dBm)	Limit (dBm)	Over Limit (dB)	SPA Reading (dBm)	S.G. Power (dBm)	TX Cable loss (dB)	TX Antenna Gain (dBi)	Polarization (H/V)
Middle	1672	-58.74	-13	-45.74	-61.57	-65.43	0.56	9.40	H
	2510	-54.49	-13	-41.49	-60.23	-62.20	0.74	10.60	H
	3346	-57.43	-13	-44.43	-66.24	-67.03	0.85	12.60	H
	1672	-63.99	-13	-50.99	-65.65	-70.68	0.56	9.40	V
	2510	-55.82	-13	-42.82	-61.40	-63.53	0.74	10.60	V
	3346	-59.08	-13	-46.08	-67.22	-68.68	0.85	12.60	V

Remark: Spurious emissions within 30-1000MHz were found more than 20dB below limit line.

GSM1900 (GPRS class 8)									
Channel	Frequency (MHz)	EIRP (dBm)	Limit (dBm)	Over Limit (dB)	SPA Reading (dBm)	S.G. Power (dBm)	TX Cable loss (dB)	TX Antenna Gain (dBi)	Polarization (H/V)
Middle	3760	-52.63	-13	-39.63	-66.18	-58.67	6.56	12.60	H
	5640	-49.90	-13	-36.90	-65.84	-55.00	8	13.10	H
	7520	-47.70	-13	-34.70	-66.44	-49.43	9.57	11.30	H
	3760	-53.60	-13	-40.60	-66.95	-59.64	6.56	12.6	V
	5640	-51.27	-13	-38.27	-68.62	-56.37	8	13.1	V
	7520	-49.01	-13	-36.01	-67.41	-50.74	9.57	11.3	V

Remark: Spurious emissions within 30-1000MHz were found more than 20dB below limit line.

GSM1900 (EDGE class 8)									
Channel	Frequency (MHz)	EIRP (dBm)	Limit (dBm)	Over Limit (dB)	SPA Reading (dBm)	S.G. Power (dBm)	TX Cable loss (dB)	TX Antenna Gain (dBi)	Polarization (H/V)
Middle	3760	-51.67	-13	-38.67	-65.22	-57.71	6.56	12.60	H
	5640	-50.94	-13	-37.94	-66.88	-56.04	8	13.10	H
	7520	-47.57	-13	-34.57	-66.31	-49.30	9.57	11.30	H
	3760	-53.36	-13	-40.36	-66.71	-59.40	6.56	12.6	V
	5640	-46.67	-13	-33.67	-64.02	-51.77	8	13.1	V
	7520	-48.82	-13	-35.82	-67.22	-50.55	9.57	11.3	V

Remark: Spurious emissions within 30-1000MHz were found more than 20dB below limit line.

WCDMA Band V(RMC 12.2Kbps)									
Channel	Frequency (MHz)	ERP (dBm)	Limit (dBm)	Over Limit (dB)	SPA Reading (dBm)	S.G. Power (dBm)	TX Cable loss (dB)	TX Antenna Gain (dBi)	Polarization (H/V)
Middle	1672	-63.35	-13	-50.35	-66.18	-70.04	0.56	9.40	H
	2510	-61.16	-13	-48.16	-66.90	-68.87	0.74	10.60	H
	3346	-57.74	-13	-44.74	-66.55	-67.34	0.85	12.60	H
	1672	-63.56	-13	-50.56	-65.22	-70.25	0.56	9.40	V
	2510	-60.50	-13	-47.50	-66.08	-68.21	0.74	10.60	V
	3346	-58.69	-13	-45.69	-66.83	-68.29	0.85	12.60	V

Remark: Spurious emissions within 30-1000MHz were found more than 20dB below limit line.

WCDMA Band II(RMC 12.2Kbps)									
Channel	Frequency (MHz)	EIRP (dBm)	Limit (dBm)	Over Limit (dB)	SPA Reading (dBm)	S.G. Power (dBm)	TX Cable loss (dB)	TX Antenna Gain (dBi)	Polarization (H/V)
Middle	3760	-52.25	-13	-39.25	-65.80	-58.29	6.56	12.60	H
	5640	-51.72	-13	-38.72	-67.66	-56.82	8	13.10	H
	7520	-48.54	-13	-35.54	-67.28	-50.27	9.57	11.30	H
	3760	-54.01	-13	-41.01	-67.36	-60.05	6.56	12.6	V
	5640	-51.44	-13	-38.44	-68.79	-56.54	8	13.1	V
	7520	-48.77	-13	-35.77	-67.17	-50.50	9.57	11.3	V

Remark: Spurious emissions within 30-1000MHz were found more than 20dB below limit line.

WCDMA Band IV(RMC 12.2Kbps)									
Channel	Frequency (MHz)	EIRP (dBm)	Limit (dBm)	Over Limit (dB)	SPA Reading (dBm)	S.G. Power (dBm)	TX Cable loss (dB)	TX Antenna Gain (dBi)	Polarization (H/V)
Middle	3465.2	-51.83	-13	-38.83	-66.58	-58.25	6.18	12.60	H
	5197.8	-49.40	-13	-36.40	-67.40	-54.36	7.74	12.70	H
	6930.4	-48.42	-13	-35.42	-67.23	-51.12	9	11.70	H
	3465.2	-55.70	-13	-42.70	-66.65	-62.12	6.18	12.60	V
	5197.8	-54.48	-13	-41.48	-67.48	-59.44	7.74	12.70	V
	6930.4	-46.92	-13	-33.92	-63.63	-49.62	9	11.70	V

Remark: Spurious emissions within 30-1000MHz were found more than 20dB below limit line.