RADIO TEST REPORT

FCC ID	:	O6ZA21KW
Equipment	:	AT&T TV™ Device and Remote Control
Brand Name	:	AT&T
Model Name	:	A21KW-500
Applicant	:	Humax Co., Ltd. HUMAX BLDG., 2, Yeongmun-ro, Cheoin-gu, Yongin-si, Gyeonggi-do South Korea 17040
Manufacturer	:	Humax Co., Ltd. HUMAX BLDG., 2, Yeongmun-ro, Cheoin-gu, Yongin-si, Gyeonggi-do South Korea 17040
Standard	:	47 CFR FCC Part 15.407

The product was received on Oct. 19, 2020, and testing was started from Oct. 22, 2020 and completed on Mar. 10, 2021. We, Sporton International Inc. Hsinchu Laboratory, would like to declare that the tested sample has been evaluated in accordance with the procedures given in ANSI C63.10-2013 and shown compliance with the applicable technical standards.

The test results in this report apply exclusively to the tested model / sample. Without written approval of Sporton International Inc. Hsinchu Laboratory, the test report shall not be reproduced except in full.

Approved by: Cliff Chang

Sporton International Inc. Hsinchu Laboratory
No.8, Ln. 724, Bo'ai St., Zhubei City, Hsinchu County 302010, Taiwan (R.O.C.)

Table of Contents

History of this test report **3**

Summary of Test Result **4**

1 General Description **5**

1.1 Information 5
1.2 Applicable Standards 10
1.3 Testing Location Information 10
1.4 Measurement Uncertainty 10

2 Test Configuration of EUT **11**

2.1 Test Channel Mode 11
2.2 The Worst Case Measurement Configuration 14
2.3 EUT Operation during Test 15
2.4 Accessories 15
2.5 Support Equipment 16
2.6 Test Setup Diagram 17

3 Transmitter Test Result **20**

3.1 AC Power-line Conducted Emissions 20
3.2 Emission Bandwidth 22
3.3 Maximum Conducted Output Power 23
3.4 Peak Power Spectral Density 25
3.5 Unwanted Emissions 28

4 Test Equipment and Calibration Data **33**

Appendix A. Test Results of AC Power-line Conducted Emissions

Appendix B. Test Results of Emission Bandwidth

Appendix C. Test Results of Maximum Conducted Output Power

Appendix D. Test Results of Peak Power Spectral Density

Appendix E. Test Results of Unwanted Emissions

Appendix F. Test Photos

Photographs of EUT v01

History of this test report

Report No.	Version	Description	Issued Date
FR0O1903AD	01	Initial issue of report	Jun. 15, 2021
FR0O1903AD	02	Revise the information on section 1.3 Testing Location Information	Jun. 18, 2021

Summary of Test Result

Report Clause	Ref Std. Clause	Test Items	Result (PASS/FAIL)	Remark
1.1.2	15.203	Antenna Requirement	PASS	-
3.1	15.207	AC Power-line Conducted Emissions	PASS	-
3.2	15.407(a)	Emission Bandwidth	PASS	-
3.3	15.407(a)	Maximum Conducted Output Power	PASS	-
3.4	15.407(a)	Peak Power Spectral Density	PASS	-
3.5	15.407(b)	Unwanted Emissions	PASS	-

Declaration of Conformity:
The test results with all measurement uncertainty excluded are presented in accordance with the regulation limits or requirements declared by manufacturers.
Comments and Explanations:
The declared of product specification for EUT presented in the report are provided by the manufacturer, and the manufacturer takes all the responsibilities for the accuracy of product specification.

Reviewed by: Sam Chen

Report Producer: Wendy Pan

1 General Description

1.1 Information

1.1.1 RF General Information

Frequency Range (MHz)	IEEE Std. 802.11	Ch. Frequency (MHz)	Channel Number
5150-5250	a, n (HT20), ac (VHT20), ax (HEW20)	5180-5240	36-48 [4]
5250-5350		5260-5320	52-64 [4]
5470-5725		5500-5720	100-144 [12]
5725-5850		5745-5825	149-165 [5]
5150-5250	n (HT40), ac (VHT40), ax (HEW40)	5190-5230	38-46 [2]
5250-5350		5270-5310	54-62 [2]
5470-5725		5510-5710	102-142 [6]
5725-5850		5755-5795	151-159 [2]
5150-5250	ac (VHT80), ax (HEW80)	5210	42 [1]
5250-5350		5290	58 [1]
5470-5725		5530-5690	106-138 [3]
5725-5850		5775	155 [1]

Band	Mode	BWch (MHz)	Nant
5.15-5.25GHz	802.11a	20	2TX
5.15-5.25GHz	802.11n HT20	20	2TX
5.15-5.25GHz	802.11n HT20-BF	20	2TX
5.15-5.25GHz	802.11ac VHT20	20	2TX
5.15-5.25GHz	802.11ac VHT20-BF	20	2TX
5.15-5.25GHz	802.11ax HEW20	20	2TX
5.15-5.25GHz	802.11n HT40	40	2TX
5.15-5.25GHz	802.11n HT40-BF	40	2TX
5.15-5.25GHz	802.11ac VHT40	40	2TX
5.15-5.25GHz	802.11ac VHT40-BF	40	2TX
5.15-5.25GHz	802.11ax HEW40	40	2TX
5.15-5.25GHz	802.11ac VHT80	80	2TX
5.15-5.25GHz	802.11ac VHT80-BF	80	2TX
5.15-5.25GHz	802.11ax HEW80	80	2TX
5.25-5.35GHz	802.11a	20	2TX
5.25-5.35GHz	802.11n HT20	20	2TX
5.25-5.35GHz	802.11n HT20-BF	20	2TX
5.25-5.35GHz	802.11ac VHT20	20	2TX
5.25-5.35GHz	802.11ac VHT20-BF	20	2TX
5.25-5.35GHz	802.11ax HEW20	20	2TX
5.25-5.35GHz	802.11n HT40	40	2TX
5.25-5.35GHz	802.11n HT40-BF	40	2TX
5.25-5.35GHz	802.11ac VHT40	40	2TX
5.25-5.35GHz	802.11ac VHT40-BF	40	2TX
5.25-5.35GHz	802.11ax HEW40	40	2TX
5.25-5.35GHz	802.11ac VHT80	80	2TX
5.25-5.35GHz	802.11ac VHT80-BF	80	2TX
5.25-5.35GHz	802.11ax HEW80	80	2TX
5.47-5.725GHz	802.11a	20	2TX
5.47-5.725GHz	802.11n HT20	20	2TX
5.47-5.725GHz	802.11n HT20-BF	20	2TX
5.47-5.725GHz	802.11ac VHT20	20	2TX
5.47-5.725GHz	802.11ac VHT20-BF	20	2TX
5.47-5.725GHz	802.11ax HEW20	20	2TX
5.47-5.725GHz	802.11n HT40	40	2TX
5.47-5.725GHz	802.11n HT40-BF	40	2TX
5.47-5.725GHz	802.11ac VHT40	40	2TX
5.47-5.725GHz	802.11ac VHT40-BF	40	2TX
5.47-5.725GHz	802.11ax HEW40	40	2TX

Band	Mode	BWch (MHz)	Nant
5.47-5.725GHz	802.11ac VHT80-BF	80	2TX
5.47-5.725GHz	802.11ac VHT80	80	2TX
5.47-5.725GHz	802.11ax HEW80	80	2TX
5.725-5.85GHz	802.11a	20	2TX
5.725-5.85GHz	802.11n HT20	20	2TX
5.725-5.85GHz	802.11n HT20-BF	20	2TX
5.725-5.85GHz	802.11ac VHT20	20	2TX
5.725-5.85GHz	802.11ac VHT20-BF	20	2TX
5.725-5.85GHz	802.11ax HEW20	20	2TX
5.725-5.85GHz	802.11n HT40	40	2TX
5.725-5.85GHz	802.11n HT40-BF	40	2TX
5.725-5.85GHz	802.11ac VHT40	40	2TX
5.725-5.85GHz	802.11ac VHT40-BF	40	2TX
5.725-5.85GHz	802.11ax HEW40	40	2TX
5.725-5.85GHz	802.11ac VHT80	80	2TX
5.725-5.85GHz	802.11ac VHT80-BF	80	2TX
5.725-5.85GHz	802.11ax HEW80	80	2TX

Note:
- 11a, HT20 and HT40 use a combination of OFDM-BPSK, QPSK, 16QAM, 64QAM modulation.
- VHT20, VHT40, VHT80 use a combination of OFDM-BPSK, QPSK, 16QAM, 64QAM, 256QAM modulation.
- HEW20, HEW40, HEW80 use a combination of OFDMA-BPSK, QPSK, 16QAM, 64QAM, 256QAM, 1024QAM modulation.
- BWch is the nominal channel bandwidth.

1.1.2 Antenna Information

Ant.	Port	Brand	Model Name	Antenna Type	Connector	Antenna Gain (dBi)					
						WLAN 2.4GHz	WLAN5GHz				Bluetooth
							Band 1	Band 2	Band 3	Band 4	
1	2	Galtronics	DB1	PCB	I-PEX	2.366	3.786	3.786	4.028	4.041	-
2	1	Galtronics	DB2	PCB	I-PEX	2.987	3.513	3.624	4.484	4.875	-
3	1	Galtronics	BT	Printed	I-PEX	-	-	-	-	-	2.867

Correlated Antenna Gain (dBi)				
WLAN 2.4GHz	WLAN5GHz			
	Band 1	Band 2	Band 3	Band 4
4.72	5.2	5.45	5.9	5.9

Note: The above information was declared by manufacturer.

For WLAN 2.4GHz function:

For IEEE 802.11b/g/n/ax mode (2TX/2RX):

Ant.1 and Ant.2 can be used as transmitting/receiving antenna.

Ant.1 and Ant.2 could transmit/receive simultaneously.

For WLAN 5GHz function:

For IEEE 802.11a/n/ac/ax mode (2TX/2RX):

Ant.1 and Ant.2 can be used as transmitting/receiving antenna.

Ant.1 and Ant.2 could transmit/receive simultaneously.

For Bluetooth (1TX/1RX):

Only Ant.3 can be used as transmitting/receiving antenna.

1.1.3 Mode Test Duty Cycle

Mode	DC	DCF(dB)
802.11a	0.953	0.21
802.11ax HEW20	0.981	0.08
802.11ax HEW40	0.964	0.16
802.11ax HEW80	0.936	0.29

Mode	DC	DCF(dB)	T(s)	VBW(Hz) ≥ 1/T
802.11ac VHT20-BF	0.974	0.11	3.838m	300
802.11ac VHT40-BF	0.948	0.23	3.694m	300
802.11ac VHT80-BF	0.89	0.51	5.098m	300

Note:
- DC is Duty Cycle.
- DCF is Duty Cycle Factor.

1.1.4 EUT Operational Condition

EUT Power Type	From Power Adapter			
Beamforming Function	☒	With beamforming	☐	Without beamforming
	For IEEE 802.11n in 2.4GHz and IEEE 802.11n/ac in 5GHz.			
Weather Band	☒	With 5600~5650MHz	☐	Without 5600~5650MHz
Function	☐	Outdoor P2M	☒	Indoor P2M
	☐	Fixed P2P	☐	Client
TPC Function	☒	With TPC	☐	Without TPC
Test Software Version	For non-beamforming mode: PUTTY.exe_Release0.62 & accessMTool 3_2_0_2 For beamforming mode: PUTTY.exe_Release0.62、DOS_v6.1.7601			

Note: The above information was declared by manufacturer.

1.1.5 EUT Function

The EUT supports AP Router in WLAN 2.4GHz, WLAN 5GHz Band 1/ Band 4 and supports Client without radar detection in WLAN 5GHz Band 2 / Band 3 function.

1.2 Applicable Standards

According to the specifications of the manufacturer, the EUT must comply with the requirements of the following standards:

- 47 CFR FCC Part 15
- ANSI C63.10-2013
- FCC KDB 789033 D02 v02r01

The following reference test guidance is not within the scope of accreditation of TAF.

- FCC KDB 662911 D01 v02r01
- FCC KDB 412172 D01 v01r01
- FCC KDB 414788 D01 v01r01

1.3 Testing Location Information

Testing Location Information	
Test Lab.：Sporton International Inc. Hsinchu Laboratory	
Hsinchu (TAF: 3787)	ADD: No.8, Ln. 724, Bo'ai St., Zhubei City, Hsinchu County 302010, Taiwan (R.O.C.) TEL: 886-3-656-9065 FAX: 886-3-656-9085 Test site Designation No. TW3787 with FCC. Conformity Assessment Body Identifier (CABID) TW3787 with ISED.

Test Condition	Test Site No.	Test Engineer	Test Environment (°C / %)	Test Date
RF Conducted	TH02-CB	Jeff Wu	21.2-21.8 / 62-65	Oct. 26, 2020 ~ Nov. 04, 2020
Radiated<1G	03CH06-CB	Eason Chen	20.3-21.5 / 56-58	Mar. 09, 2021
Radiated>1G	03CH02-CB	Eason Chen	20.4-21.4 / 55-57	Oct. 22, 2020 ~ Nov. 11, 2020
AC Conduction	CO02-CB	Wei Li	21~23 / 54~57	Mar. 10, 2021

1.4 Measurement Uncertainty

ISO/IEC 17025 requires that an estimate of the measurement uncertainties associated with the emissions test results be included in the report. The measurement uncertainties given below are based on a 95% confidence level (based on a coverage factor (k=2)

Test Items	Uncertainty	Remark
Conducted Emission (150kHz ~ 30MHz)	2.0 dB	Confidence levels of 95%
Radiated Emission (30MHz ~ 1,000MHz)	4.3 dB	Confidence levels of 95%
Radiated Emission (1GHz ~ 18GHz)	4.3 dB	Confidence levels of 95%
Radiated Emission (18GHz ~ 40GHz)	5.1 dB	Confidence levels of 95%
Conducted Emission	2.4 dB	Confidence levels of 95%
Output Power Measurement	1.5 dB	Confidence levels of 95%
Power Density Measurement	2.4 dB	Confidence levels of 95%
Bandwidth Measurement	2%	Confidence levels of 95%

2 Test Configuration of EUT

2.1 Test Channel Mode

Mode	Power Setting
802.11a_Nss1,(6Mbps)_2TX	-
5180MHz	94
5200MHz	105
5240MHz	100
5260MHz	84
5300MHz	84
5320MHz	79
5500MHz	78
5580MHz	83
5700MHz	77
5720MHz Straddle 5.47-5.725GHz	83
5720MHz Straddle 5.725-5.85GHz	83
5745MHz	108
5785MHz	108
5825MHz	108
802.11ax HEW20_Nss1,(MCS0)_2TX	-
5180MHz	86
5200MHz	102
5240MHz	99
5260MHz	83
5300MHz	83
5320MHz	83
5500MHz	79
5580MHz	82
5700MHz	74
5720MHz Straddle 5.47-5.725GHz	83
5720MHz Straddle 5.725-5.85GHz	83
5745MHz	108
5785MHz	108
5825MHz	108
802.11ax HEW40_Nss1,(MCS0)_2TX	-
5190MHz	70
5230MHz	96
5270MHz	83
5310MHz	76
5510MHz	75

Mode	Power Setting
5550MHz	81
5670MHz	82
5710MHz Straddle 5.47-5.725GHz	82
5710MHz Straddle 5.725-5.85GHz	82
5755MHz	103
5795MHz	107
802.11ax HEW80_Nss1,(MCS0)_2TX	-
5210MHz	65
5290MHz	70
5530MHz	74
5610MHz	82
5690MHz Straddle 5.47-5.725GHz	81
5690MHz Straddle 5.725-5.85GHz	81
5775MHz	90

Mode	Power Setting
802.11ac VHT20-BF_Nss1,(MCS0)_2TX	-
5180MHz	92
5200MHz	103
5240MHz	98
5260MHz	83
5300MHz	83
5320MHz	80
5500MHz	80
5580MHz	83
5700MHz	80
5720MHz Straddle 5.47-5.725GHz	85
5720MHz Straddle 5.725-5.85GHz	85
5745MHz	109
5785MHz	109
5825MHz	110
802.11ac VHT40-BF_Nss1,(MCS0)_2TX	-
5190MHz	77
5230MHz	95
5270MHz	82
5310MHz	81
5510MHz	76
5550MHz	82
5670MHz	82
5710MHz Straddle 5.47-5.725GHz	83
5710MHz Straddle 5.725-5.85GHz	83
5755MHz	102
5795MHz	107
802.11ac VHT80-BF_Nss1,(MCS0)_2TX	-
5210MHz	74
5290MHz	73
5530MHz	75
5610MHz	83
5690MHz Straddle 5.47-5.725GHz	84
5690MHz Straddle 5.725-5.85GHz	84
5775MHz	95

Note: 1.For non-beamforming mode: HEW20/HEW40/HEW80 covers HT20/HT40/VHT20/VHT40/VHT80, due to similar modulation. The power setting HT20/HT40/VHT20/VHT40/VHT80 are the same or lower than HEW20/HEW40/HEW80.

2.The EUT supports non-beamforming and beamforming modes, and both modes were tested and recorded in this report.

2.2 The Worst Case Measurement Configuration

The Worst Case Mode for Following Conformance Tests	
Tests Item	AC power-line conducted emissions
Condition	AC power-line conducted measurement for line and neutral
Operating Mode	CTX
1	CTX - BT
2	CTX - WLAN 2.4GHz
3	CTX - WLAN 5GHz
For operating mode 3 is the worst case and it was record in this test report.	

The Worst Case Mode for Following Conformance Tests	
Tests Item	Emission Bandwidth Maximum Conducted Output Power Peak Power Spectral Density
Test Condition	Conducted measurement at transmit chains

The Worst Case Mode for Following Conformance Tests	
Tests Item	Unwanted Emissions
Test Condition	Radiated measurement If EUT consist of multiple antenna assembly (multiple antenna are used in EUT regardless of spatial multiplexing MIMO configuration), the radiated test should be performed with highest antenna gain of each antenna type.
Operating Mode < 1GHz	CTX
1	CTX - BT
2	CTX - WLAN 2.4GHz
3	CTX - WLAN 5GHz
For operating mode 2 is the worst case and it was record in this test report.	
Operating Mode > 1GHz	CTX

The Worst Case Mode for Following Conformance Tests	
Tests Item	Simultaneous Transmission Analysis - Co-location RF Exposure Evaluation
Operating Mode	
1	Bluetooth+WLAN 2.4GHz
2	Bluetooth+WLAN 5GHz
Refer to Sporton Test Report No.: FA0O1903 for Co-location RF Exposure Evaluation.	

Note: The EUT can only be used at Z axis position.

2.3 EUT Operation during Test

For CTX Mode:

non-beamforming mode:

The EUT was programmed to be in continuously transmitting mode.

beamforming mode:

For Conducted Mode:

The EUT was programmed to be in continuously transmitting mode.

For Radiated Mode:

During the test, the following programs under WIN 7 were executed.
The program was executed as follows:
1. During the test, the EUT operation to normal function.
2. Executed command fixed test channel under DOS_v6.1.7601.
3. Executed " PUTTY.exe_Release0.62 " to link with the remote workstation to transmit and receive packet by Wireless AP and transmit duty cycle no less than 98%.

2.4 Accessories

Accessories				
No.	**Equipment Name**	**Brand Name**	**Model Name**	**Rating**
1	Adapter	AT&T	EPS18R1B-16	INPUT: 120V~0.5A Max 60Hz OUTPUT: 12V, 15A 18W
Other				
Remote Controller*1				

2.5 Support Equipment

For AC Conduction:

Support Equipment				
No.	**Equipment**	**Brand Name**	**Model Name**	**FCC ID**
A	Ethernet NB	DELL	E6430	N/A
B	Flash disk3.0	Transcend	639205 7755	N/A

For Radiated (below 1GHz) and Radiated (above 1GHz) non-beamforming mode:

Support Equipment				
No.	**Equipment**	**Brand Name**	**Model Name**	**FCC ID**
A	Ethernet NB	DELL	E4300	N/A
B	Flash disk	Silicon Power	I-Series	N/A

For Radiated (above 1GHz) beamforming mode:

Support Equipment				
No.	**Equipment**	**Brand Name**	**Model Name**	**FCC ID**
A	Ethernet NB	DELL	E4300	DoC
B	Flash disk	Silicon Power	I-Series	N/A
C	WLAN AP NB	DELL	E4300	N/A
D	5G WLAN ac Dongle	Broadcom	Bcm4366	N/A

For RF Conducted:

Support Equipment				
No.	**Equipment**	**Brand Name**	**Model Name**	**FCC ID**
A	NB	DELL	E4300	N/A

2.6 Test Setup Diagram

Test Setup Diagram – AC Line Conducted Emission Test

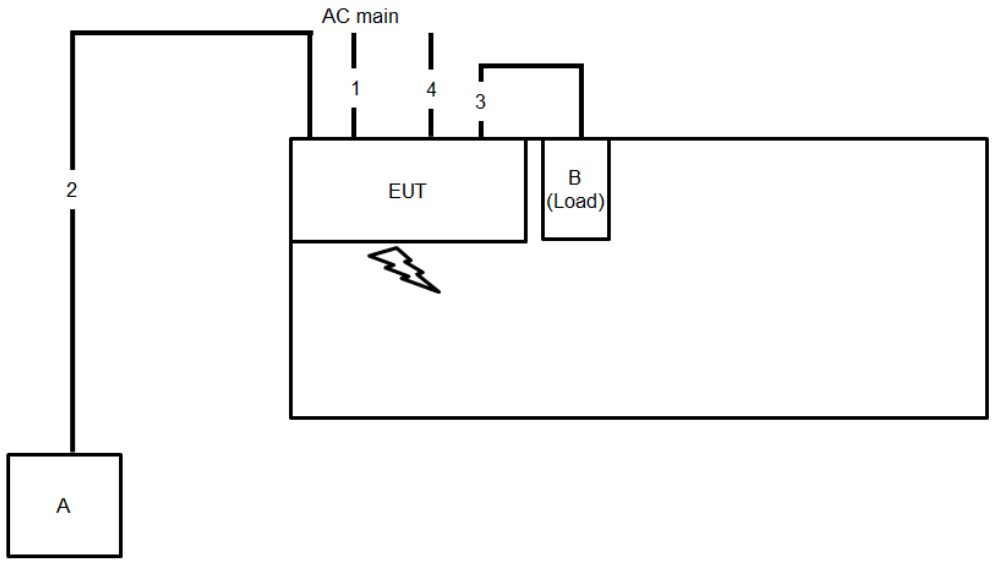

Item	Connection	Shielded	Length
1	Power cable	No	1.8m
2	RJ-45 cable	No	10m
3	USB cable	Yes	0.2m
4	HDMI cable	Yes	1.5m

Test Setup Diagram - Radiated Test < 1GHz and > 1GHz non-beamforming mode

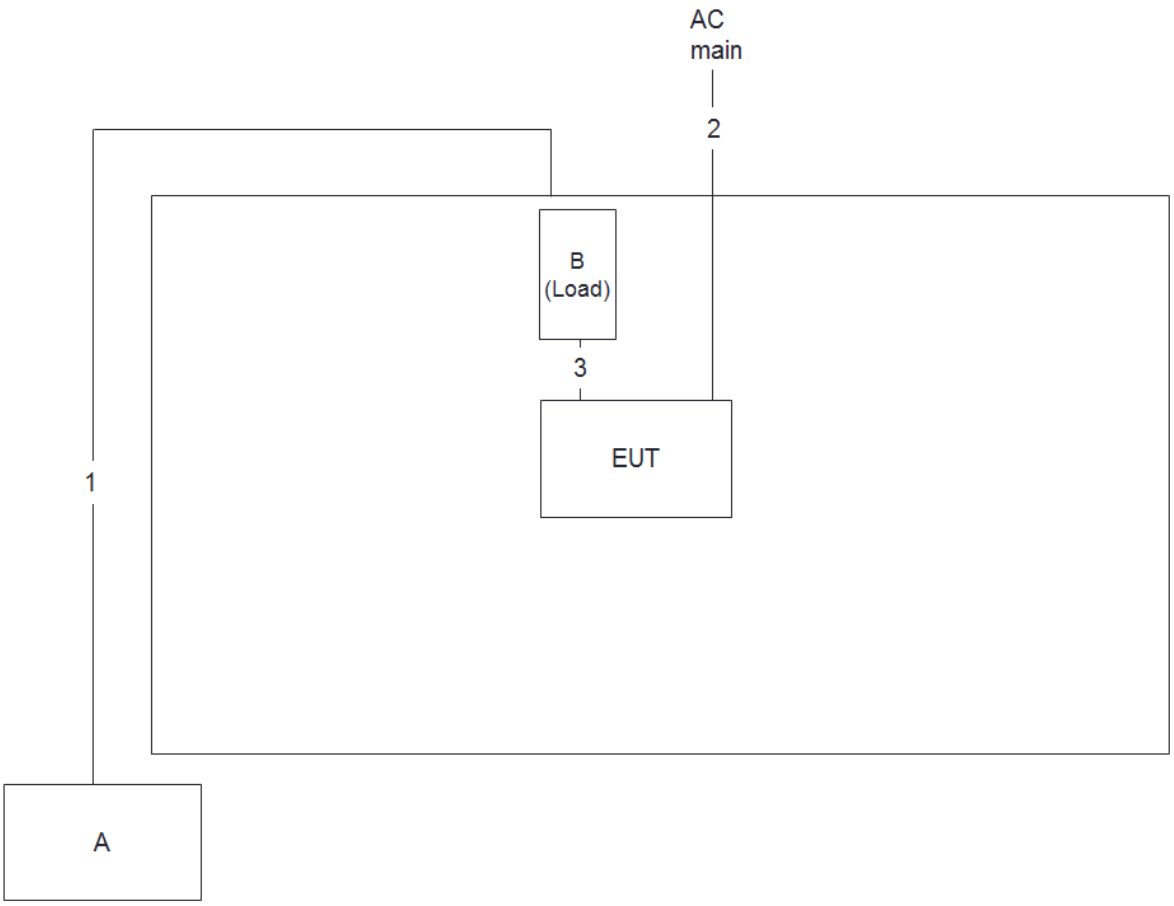

Item	Connection	Shielded	Length
1	RJ-45 cable	No	10m
2	Power cable	No	1.8m
3	USB cable	Yes	0.15m

Test Setup Diagram - Radiated Test > 1GHz beamforming mode

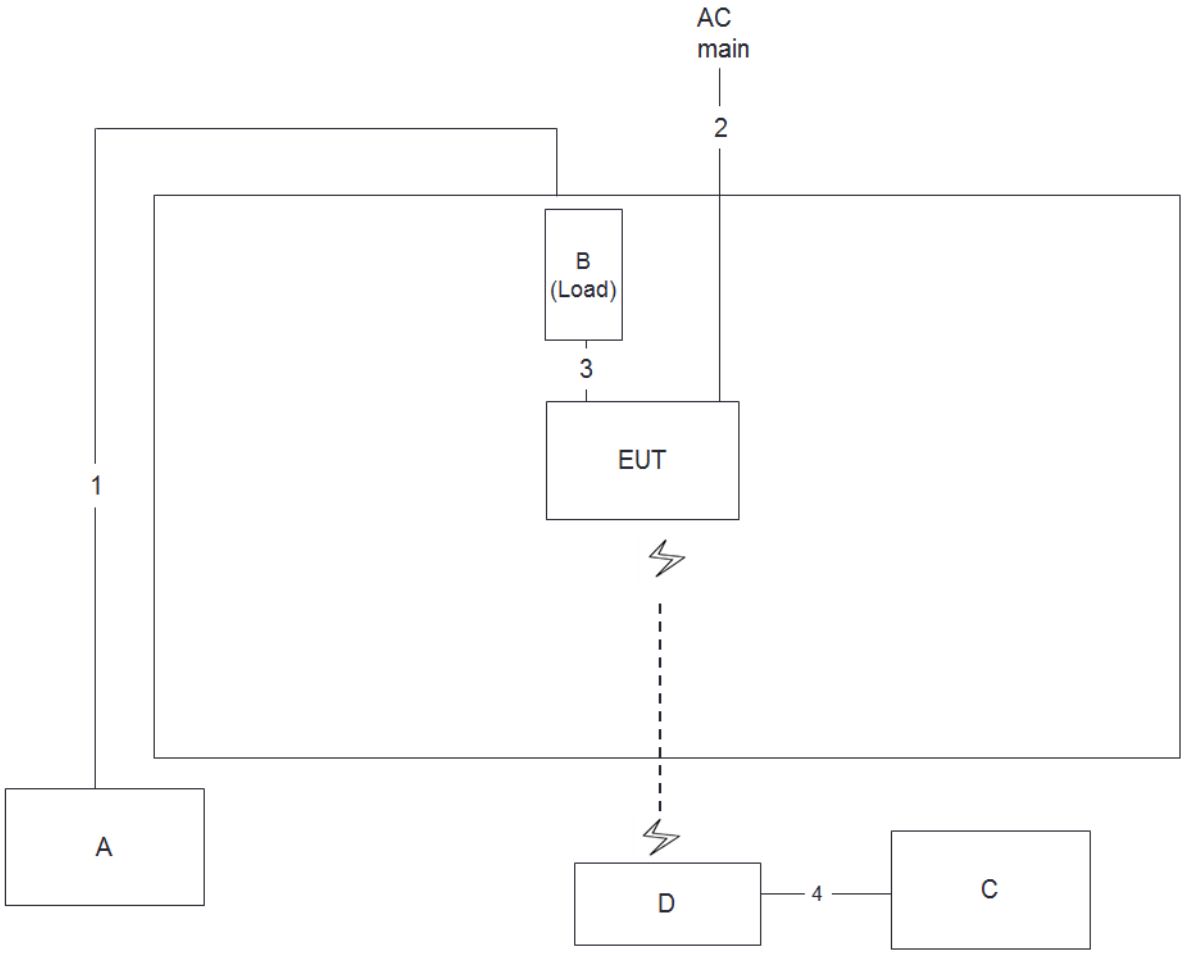

Item	Connection	Shielded	Length
1	RJ-45 cable	No	10m
2	Power cable	No	1.8m
3	USB cable	Yes	0.15m
4	RJ-45 cable	No	10m

3 Transmitter Test Result

3.1 AC Power-line Conducted Emissions

3.1.1 AC Power-line Conducted Emissions Limit

AC Power-line Conducted Emissions Limit		
Frequency Emission (MHz)	**Quasi-Peak**	**Average**
0.15-0.5	66 - 56 *	56 - 46 *
0.5-5	56	46
5-30	60	50
Note 1: * Decreases with the logarithm of the frequency.		

3.1.2 Measuring Instruments

Refer a test equipment and calibration data table in this test report.

3.1.3 Test Procedures

Test Method
☒ Refer as ANSI C63.10-2013, clause 6.2 for AC power-line conducted emissions.

3.1.4 Test Setup

AC Power-line Conducted Emissions

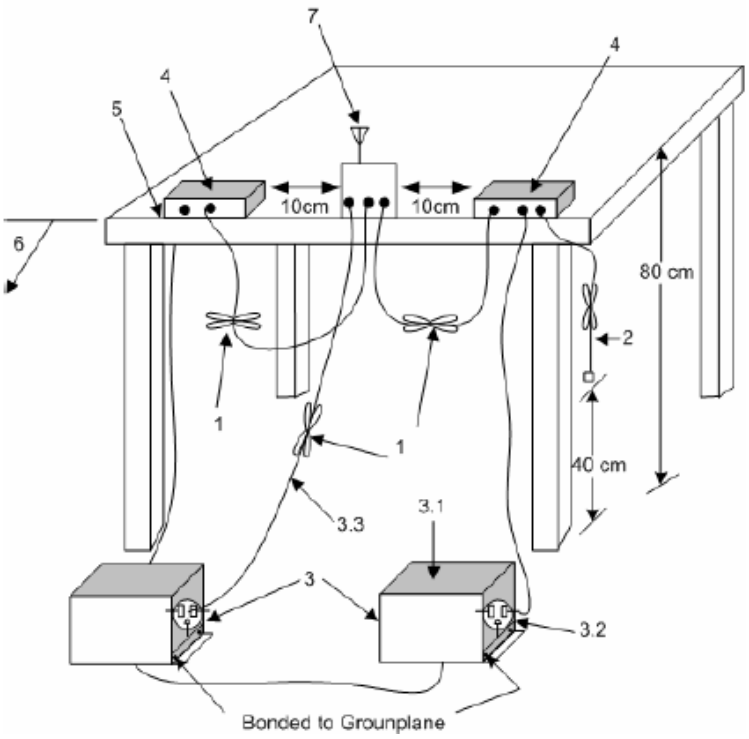

1—Interconnecting cables that hang closer than 40 cm to the ground plane shall be folded back and forth in the center forming a bundle 30 cm to 40 cm long.
2—The I/O cables that are not connected to an accessory shall be bundled in the center. The end of the cable may be terminated, if required, using the correct terminating impedance. The overall length shall not exceed 1 m.
3—EUT connected to one LISN. Unused LISN measuring port connectors shall be terminated in 50 Ω loads. LISN may be placed on top of, or immediately beneath, reference ground plane.
3.1—All other equipment powered from additional LISN(s).
3.2—A multiple-outlet strip may be used for multiple power cords of non-EUT equipment.
3.3—LISN at least 80 cm from nearest part of EUT chassis.
4—Non-EUT components of EUT system being tested.
5—Rear of EUT, including peripherals, shall all be aligned and flush with edge of tabletop.
6—Edge of tabletop shall be 40 cm removed from a vertical conducting plane that is bonded to the ground plane.
7—Antenna can be integral or detachable. If detachable, then the antenna shall be attached for this test.

3.1.5 Measurement Results Calculation

The measured Level is calculated using:

a. Corrected Reading: LISN Factor (LISN) + Attenuator (AT/AUX) + Cable Loss (CL) + Read Level (Raw) = Level

b. Margin = -Limit + Level

3.1.6 Test Result of AC Power-line Conducted Emissions

Refer as Appendix A

3.2 Emission Bandwidth

3.2.1 Emission Bandwidth Limit

Emission Bandwidth Limit	
UNII Devices	
☒	For the 5.15-5.25 GHz band, N/A
☒	For the 5.25-5.35 GHz band, the maximum conducted output power shall not exceed the lesser of 250 mW or 11 dBm + 10 log B, where B is the 26 dB emission bandwidth in MHz.
☒	For the 5.47-5.725 GHz band, the maximum conducted output power shall not exceed the lesser of 250 mW or 11 dBm + 10 log B, where B is the 26 dB emission bandwidth in MHz.
☒	For the 5.725-5.85 GHz band, 6 dB emission bandwidth ≥ 500kHz.
LE-LAN Devices	
☐	For the band 5.15-5.25 GHz, the maximum e.i.r.p. shall not exceed 200 mW or 10 + 10 log B, dBm, whichever power is less. B is the 99% emission bandwidth in MHz.
☐	For the 5.25-5.35 GHz band, the maximum e.i.r.p. shall not exceed 1.0 W or 17 + 10 log B, dBm, whichever power is less. B is the 99% emission bandwidth in MHz
☐	For the 5.47-5.6 GHz band and 5.65-5.725 GHz band, the maximum e.i.r.p. shall not exceed 1.0 W or 17 + 10 log B, dBm, whichever power is less. B is the 99% emission bandwidth in MHz
☐	For the 5.725-5.85 GHz band, 6 dB emission bandwidth ≥ 500kHz.

3.2.2 Measuring Instruments

Refer a test equipment and calibration data table in this test report.

3.2.3 Test Procedures

Test Method		
▪	For the emission bandwidth shall be measured using one of the options below:	
	☒	Refer as FCC KDB 789033, clause C for EBW and clause D for OBW measurement.
	☐	Refer as ANSI C63.10, clause 6.9.1 for occupied bandwidth testing.
	☐	Refer as IC RSS-Gen, clause 4.6 for bandwidth testing.

3.2.4 Test Setup

Emission Bandwidth

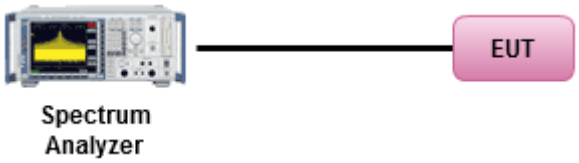

3.2.5 Test Result of Emission Bandwidth

Refer as Appendix B

3.3 Maximum Conducted Output Power

3.3.1 Maximum Conducted Output Power Limit

Maximum Conducted Output Power Limit	
UNII Devices	
☒	For the 5.15-5.25 GHz band:
	▪ Outdoor AP: the maximum conducted output power (P_{Out}) shall not exceed the lesser of 1 W. If G_{TX} > 6 dBi, then P_{Out} = 30 – (G_{TX} – 6). e.i.r.p. at any elevation angle above 30 degrees ≤ 125mW [21dBm]
	▪ Indoor AP: the maximum conducted output power (P_{Out}) shall not exceed the lesser of 1 W. If G_{TX} > 6 dBi, then P_{Out} = 30 – (G_{TX} – 6)
	▪ Point-to-point AP: the maximum conducted output power (P_{Out}) shall not exceed the lesser of 1 W If G_{TX} > 23 dBi, then P_{Out} = 30 – (G_{TX} – 23).
	▪ Mobile or Portable Client: the maximum conducted output power (P_{Out}) shall not exceed the lesser of 250 mW. If G_{TX} > 6 dBi, then P_{Out} = 24 – (G_{TX} – 6).
☒	For the 5.25-5.35 GHz band, the maximum conducted output power (P_{Out}) shall not exceed the lesser of 250 mW or 11 dBm + 10 log B, where B is the 26 dB emission bandwidth in MHz. If G_{TX} > 6 dBi, then P_{Out} = 24 – (G_{TX} – 6).
☒	For the 5.47-5.725 GHz band, the maximum conducted output power (P_{Out}) shall not exceed the lesser of 250 mW or 11 dBm + 10 log B, where B is the 26 dB emission bandwidth in MHz. If G_{TX} > 6 dBi, then P_{Out} = 24 – (G_{TX} – 6).
☒	For the 5.725-5.85 GHz band:
	▪ Point-to-multipoint systems (P2M): the maximum conducted output power (P_{Out}) shall not exceed the lesser of 1 W. If G_{TX} > 6 dBi, then P_{Out} = 30 – (G_{TX} – 6).
	▪ Point-to-point systems (P2P): the maximum conducted output power (P_{Out}) shall not exceed the lesser of 1 W.
LE-LAN Devices	
☐	For the 5.15-5.25 GHz band, the maximum e.i.r.p. shall not exceed 200 mW or 10 + 10 log B, dBm, whichever power is less. B is the 99% emission bandwidth in MHz.
☐	For the 5.25-5.35 GHz band, the maximum e.i.r.p. shall not exceed 1.0 W or 17 + 10 log B, dBm, whichever power is less. B is the 99% emission bandwidth in MHz
☐	For the 5.47-5.6 GHz band and 5.65-5.725 GHz band, the maximum e.i.r.p. shall not exceed 1.0 W or 17 + 10 log B, dBm, whichever power is less. B is the 99% emission bandwidth in MHz
☐	For the 5.725-5.85 GHz band:
	▪ Point-to-multipoint systems (P2M): the maximum conducted output power (P_{Out}) shall not exceed the lesser of 1 W. If G_{TX} > 6 dBi, then P_{Out} = 30 – (G_{TX} – 6).
	▪ Point-to-point systems (P2P): the maximum conducted output power (P_{Out}) shall not exceed the lesser of 1 W.
P_{Out} = maximum conducted output power in dBm, **G_{TX}** = the maximum transmitting antenna directional gain in dBi.	

3.3.2 Measuring Instruments

Refer a test equipment and calibration data table in this test report.

3.3.3 Test Procedures

Test Method	
▪ Maximum Conducted Output Power	
	Average over on/off periods with duty factor
	☒ Refer as FCC KDB 789033, clause E Method SA-2 (spectral trace averaging).
	☐ Refer as FCC KDB 789033, clause E Method SA-2 Alt. (RMS detection with slow sweep speed)
	Wideband RF power meter and average over on/off periods with duty factor
	☒ Refer as FCC KDB 789033, clause E Method PM-G (using an RF average power meter).
▪ For conducted measurement.	
	▪ If the EUT supports multiple transmit chains using options given below: Refer as FCC KDB 662911, In-band power measurements. Using the measure-and-sum approach, measured all transmit ports individually. Sum the power (in linear power units e.g., mW) of all ports for each individual sample and save them.
	▪ If multiple transmit chains, EIRP calculation could be following as methods: $P_{total} = P_1 + P_2 + \ldots + P_n$ (calculated in linear unit [mW] and transfer to log unit [dBm]) $EIRP_{total} = P_{total} + DG$

For straddle channel:

RF Output Power (Spectrum Analyzer)


For other channel:

RF Output Power (Power Meter)

3.3.4 Test Result of Maximum Conducted Output Power

Refer as Appendix C

3.4 Peak Power Spectral Density

3.4.1 Peak Power Spectral Density Limit

Peak Power Spectral Density Limit	
UNII Devices	
☒	For the 5.15-5.25 GHz band:
	▪ Outdoor AP: the peak power spectral density (PPSD) shall not exceed the lesser of 17dBm/MHz. If G_{TX} > 6 dBi, then P_{Out} = 17 – (G_{TX} – 6).
	▪ Indoor AP: the peak power spectral density (PPSD) shall not exceed the lesser of 17dBm/MHz. If G_{TX} > 6 dBi, then P_{Out} = 17 – (G_{TX} – 6).
	▪ Point-to-point AP: the peak power spectral density (PPSD) shall not exceed the lesser of 17dBm/MHz. If G_{TX} > 23 dBi, then P_{Out} = 17 – (G_{TX} – 23).
	▪ Mobile or Portable Client: the peak power spectral density (PPSD) ≤ 11 dBm/MHz. If G_{TX} > 6 dBi, then PPSD= 11 – (G_{TX} – 6)..
☒	For the 5.25-5.35 GHz band, the peak power spectral density (PPSD) ≤ 11 dBm/MHz. If G_{TX} > 6 dBi, then PPSD= 11 – (G_{TX} – 6).
☒	For the 5.47-5.725 GHz band, the peak power spectral density (PPSD) ≤ 11 dBm/MHz. If G_{TX} > 6 dBi, then PPSD= 11 – (G_{TX} – 6).
☒	For the 5.725-5.85 GHz band:
	▪ Point-to-multipoint systems (P2M): the peak power spectral density (PPSD) ≤ 30 dBm/500kHz. If G_{TX} > 6 dBi, then PPSD= 30 – (G_{TX} – 6).
	▪ Point-to-point systems (P2P): the peak power spectral density (PPSD) ≤ 30 dBm/500kHz.
LE-LAN Devices	
☐	For the 5.15-5.25 GHz band, the e.i.r.p. peak power spectral density (PPSD) ≤ 10 dBm/MHz.
☐	For the 5.25-5.35 GHz band, the peak power spectral density (PPSD) ≤ 11 dBm/MHz.
	▪ e.i.r.p. greater than 200 mW shall comply with the following e.i.r.p. at different elevations, where θ is the angle above the local horizontal plane (of the Earth) as shown below: -13 dBW/MHz for 0° ≤ θ < 8° ; -13 − 0.716 (θ-8) dBW/MHz for 8° ≤ θ < 40° -35.9 − 1.22 (θ-40) dBW/MHz for 40° ≤ θ ≤ 45° ; -42 dBW/MHz for θ > 45°
☐	For the 5.47-5.6 GHz band and 5.65-5.725 GHz band, the peak power spectral density (PPSD) ≤ 11 dBm/MHz.
☐	For the 5.725-5.85 GHz band:
	▪ Point-to-multipoint systems (P2M): the peak power spectral density (PPSD) ≤ 30 dBm/500kHz. If G_{TX} > 6 dBi, then PPSD= 30 – (G_{TX} – 6).
	▪ Point-to-point systems (P2P): the peak power spectral density (PPSD) ≤ 30 dBm/500kHz.
PPSD = peak power spectral density that he same method as used to determine the conducted output power shall be used to determine the power spectral density. And power spectral density in dBm/MHz **G_{TX}** = the maximum transmitting antenna directional gain in dBi.	

3.4.2 Measuring Instruments

Refer a test equipment and calibration data table in this test report.

3.4.3 Test Procedures

Test Method		
▪ Peak power spectral density procedures that the same method as used to determine the conducted output power shall be used to determine the peak power spectral density and use the peak search function on the spectrum analyzer to find the peak of the spectrum. For the peak power spectral density shall be measured using below options:		
	☐	Refer as FCC KDB 789033, F)5) power spectral density can be measured using resolution bandwidths < 1 MHz provided that the results are integrated over 1 MHz bandwidth
	[duty cycle ≥ 98% or external video / power trigger]	
	☒	Refer as FCC KDB 789033, clause E Method SA-1 (spectral trace averaging).
	☐	Refer as FCC KDB 789033, clause E Method SA-1 Alt. (RMS detection with slow sweep speed)
	duty cycle < 98% and average over on/off periods with duty factor	
	☒	Refer as FCC KDB 789033, clause E Method SA-2 (spectral trace averaging).
	☐	Refer as FCC KDB 789033, clause E Method SA-2 Alt. (RMS detection with slow sweep speed)
▪ For conducted measurement.		
	▪ If the EUT supports multiple transmit chains using options given below:	
		☒ Option 1: Measure and sum the spectra across the outputs. Refer as FCC KDB 662911, In-band power spectral density (PSD). Sample all transmit ports simultaneously using a spectrum analyzer for each transmit port. Where the trace bin-by-bin of each transmit port summing can be performed. (i.e., in the first spectral bin of output 1 is summed with that in the first spectral bin of output 2 and that from the first spectral bin of output 3, and so on up to the NTX output to obtain the value for the first frequency bin of the summed spectrum.). Add up the amplitude (power) values for the different transmit chains and use this as the new data trace.
		☐ Option 2: Measure and sum spectral maxima across the outputs. With this technique, spectra are measured at each output of the device at the required resolution bandwidth. The maximum value (peak) of each spectrum is determined. These maximum values are then summed mathematically in linear power units across the outputs. These operations shall be performed separately over frequency spans that have different out-of-band or spurious emission limits,
		☐ Option 3: Measure and add 10 log(N) dB, where N is the number of transmit chains. Refer as FCC KDB 662911, In-band power spectral density (PSD). Performed at each transmit chains and each transmit chains shall be compared with the limit have been reduced with 10 log(N). Or each transmit chains shall be add 10 log(N) to compared with the limit.
	▪	If multiple transmit chains, EIRP PPSD calculation could be following as methods: $PPSD_{total} = PPSD_1 + PPSD_2 + \ldots + PPSD_n$ (calculated in linear unit [mW] and transfer to log unit [dBm]) $EIRP_{total} = PPSD_{total} + DG$

3.4.4 Test Setup

Power Spectral Density

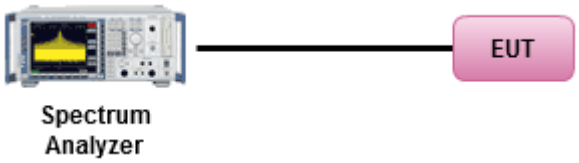

3.4.5 Test Result of Peak Power Spectral Density

Refer as Appendix D

3.5 Unwanted Emissions

3.5.1 Transmitter Unwanted Emissions Limit

Unwanted emissions below 1 GHz and restricted band emissions above 1GHz limit			
Frequency Range (MHz)	**Field Strength (uV/m)**	**Field Strength (dBuV/m)**	**Measure Distance (m)**
0.009~0.490	2400/F(kHz)	48.5 - 13.8	300
0.490~1.705	24000/F(kHz)	33.8 - 23	30
1.705~30.0	30	29	30
30~88	100	40	3
88~216	150	43.5	3
216~960	200	46	3
Above 960	500	54	3

Note 1: Test distance for frequencies at or above 30 MHz, measurements may be performed at a distance other than the limit distance provided they are not performed in the near field and the emissions to be measured can be detected by the measurement equipment. When performing measurements at a distance other than that specified, the results shall be extrapolated to the specified distance using an extrapolation factor of 20 dB/decade (inverse of linear distance for field-strength measurements, inverse of linear distance-squared for power-density measurements).

Note 2: Test distance for frequencies at below 30 MHz, measurements may be performed at a distance closer than the EUT limit distance; however, an attempt should be made to avoid making measurements in the near field. When performing measurements below 30 MHz at a closer distance than the limit distance, the results shall be extrapolated to the specified distance by either making measurements at a minimum of two or more distances on at least one radial to determine the proper extrapolation factor or by using the square of an inverse linear distance extrapolation factor (40 dB/decade). The test report shall specify the extrapolation method used to determine compliance of the EUT.

Note 3: Using the distance of 1m during the test for above 18 GHz, and the test value to correct for the distance factor at 3m.

Un-restricted band emissions above 1GHz Limit	
Operating Band	**Limit**
☒ 5.15 - 5.25 GHz	e.i.r.p. -27 dBm [68.2 dBuV/m@3m]
☒ 5.25 - 5.35 GHz	e.i.r.p. -27 dBm [68.2 dBuV/m@3m]
☒ 5.47 - 5.725 GHz	e.i.r.p. -27 dBm [68.2 dBuV/m@3m]
☒ 5.725 - 5.85 GHz	all emissions shall be limited to a level of -27 dBm/MHz at 75 MHz or more above or below the band edge increasing linearly to 10 dBm/MHz at 25 MHz above or below the band edge, and from 25 MHz above or below the band edge increasing linearly to a level of 15.6 dBm/MHz at 5 MHz above or below the band edge, and from 5 MHz above or below the band edge increasing linearly to a level of 27 dBm/MHz at the band edge.
Note 1: Measurements may be performed at a distance other than the limit distance provided they are not performed in the near field and the emissions to be measured can be detected by the measurement equipment. When performing measurements at a distance other than that specified, the results shall be extrapolated to the specified distance using an extrapolation factor of 20 dB/decade (inverse of linear distance for field-strength measurements, inverse of linear distance-squared for power-density measurements).	

3.5.2 Measuring Instruments

Refer a test equipment and calibration data table in this test report.

3.5.3 Test Procedures

Test Method		
▪ Measurements may be performed at a distance other than the limit distance provided they are not performed in the near field and the emissions to be measured can be detected by the measurement equipment. Measurements shall not be performed at a distance greater than 30 m for frequencies above 30 MHz, unless it can be further demonstrated that measurements at a distance of 30 m or less are impractical. When performing measurements at a distance other than that specified, the results shall be extrapolated to the specified distance using an extrapolation factor of 20 dB/decade (inverse of linear distance for field-strength measurements, inverse of linear distance-squared for power-density measurements).		
▪ The average emission levels shall be measured in [duty cycle ≥ 98 or duty factor].		
▪ For the transmitter unwanted emissions shall be measured using following options below:		
	▪ Refer as FCC KDB 789033, clause G)2) for unwanted emissions into non-restricted bands.	
	▪ Refer as FCC KDB 789033, clause G)1) for unwanted emissions into restricted bands.	
		☐ Refer as FCC KDB 789033, G)6) Method AD (Trace Averaging).
		☒ Refer as FCC KDB 789033, G)6) Method VB (Reduced VBW).
		☐ Refer as ANSI C63.10, clause 11.12.2.5.3 (Reduced VBW). VBW ≥ 1/T, where T is pulse time.
		☐ Refer as ANSI C63.10, clause 7.5 average value of pulsed emissions.
		☒ Refer as FCC KDB 789033, clause G)5) measurement procedure peak limit.
		☐ Refer as ANSI C63.10, clause 4.1.4.2.2 measurement procedure peak limit.
▪ For radiated measurement.		
	▪ Refer as ANSI C63.10, clause 6.4 for radiated emissions below 30 MHz and test distance is 3m.	
	▪ Refer as ANSI C63.10, clause 6.5 for radiated emissions 30 MHz to 1 GHz and test distance is 3m.	
	▪ Refer as ANSI C63.10, clause 6.6 for radiated emissions above 1GHz.	
▪ The any unwanted emissions level shall not exceed the fundamental emission level.		
▪ All amplitude of spurious emissions that are attenuated by more than 20 dB below the permissible value has no need to be reported.		

3.5.4 Test Setup

Transmitter Radiated Unwanted Emissions

9kHz ~30MHz

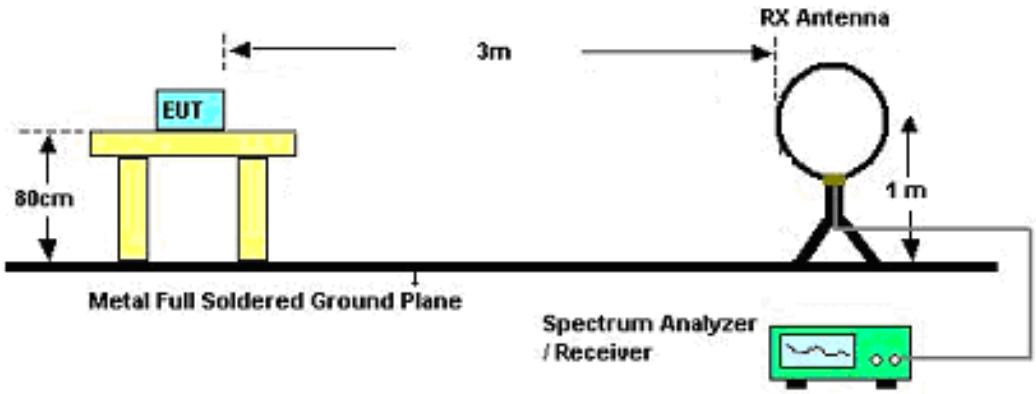

30MHz~1GHz

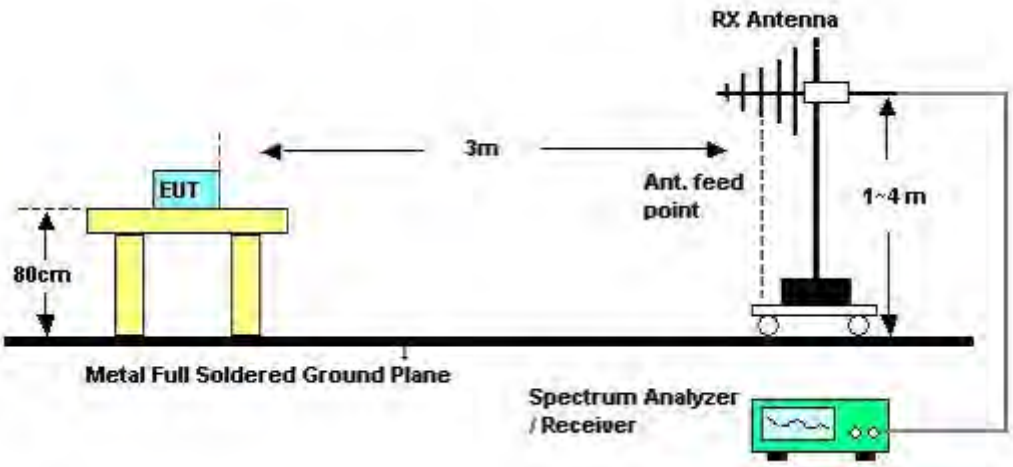

Above 1GHz

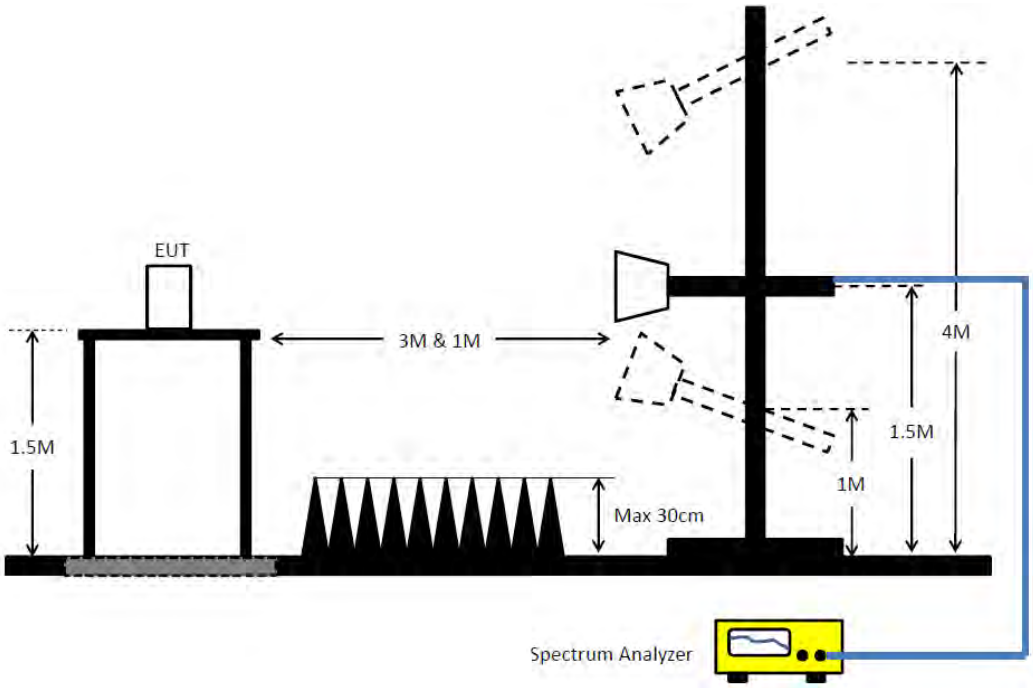

3.5.5 Measurement Results Calculation

The measured Level is calculated using:
Corrected Reading: Antenna factor (AF) + Cable loss (CL) + Read level (Raw) - Preamp factor (PA)(if applicable) = Level.

3.5.6 Transmitter Unwanted Emissions (Below 30MHz)

There is a comparison data of both open-field test site and alternative test site - semi-Anechoic chamber according to KDB414788 Radiated Test Site, and the result came out very similar.
All amplitude of spurious emissions that are attenuated by more than 20 dB below the permissible value has no need to be reported.
The radiated emissions were investigated from 9 kHz or the lowest frequency generated within the device, up to the 10th harmonic or 40 GHz, whichever is appropriate.

3.5.7 Test Result of Transmitter Unwanted Emissions

Refer as Appendix E

4 Test Equipment and Calibration Data

Instrument	Brand	Model No.	Serial No.	Characteristics	Calibration Date	Calibration Due Date	Remark
LISN	Schwarzbeck	NSLK 8127	8127650	9kHz ~ 30MHz	Dec. 04, 2020	Dec. 03, 2021	Conduction (CO02-CB)
LISN	Schwarzbeck	NSLK 8127	8127478	9kHz ~ 30MHz	Nov. 20, 2020	Nov. 19, 2021	Conduction (CO02-CB)
EMI Receiver	Agilent	N9038A	My52260123	9kHz ~ 8.4GHz	Mar. 03, 2021	Mar. 02, 2022	Conduction (CO02-CB)
COND Cable	Woken	Cable	2	0.15MHz ~ 30MHz	Oct. 20, 2020	Oct. 19, 2021	Conduction (CO02-CB)
Pulse Limiter	Schwarzbeck	VTSD 9561F-N	00378	9kHz ~ 30MHz	Mar. 19, 2020	Mar. 18, 2021	Conduction (CO02-CB)
Software	SPORTON	SENSE	V5.10	-	N.C.R.	N.C.R.	Conduction (CO02-CB)
Loop Antenna	Teseq	HLA 6120	24155	9kHz - 30 MHz	Apr. 13, 2020	Apr. 12, 2021	Radiation (03CH06-CB)
3m Semi Anechoic Chamber NSA	TDK	SAC-3M	03CH06-CB	30 MHz ~ 1 GHz	Aug. 10, 2020	Aug. 09. 2021	Radiation (03CH06-CB)
Bilog Antenna with 6 dB attenuator	TESEQ & EMCI	CBL6112D & N-6-06	37878 & AT-N0606	20MHz ~ 2GHz	Aug. 02, 2020	Aug. 01, 2021	Radiation (03CH06-CB)
Pre-Amplifier	Agilent	310N	187290	0.1MHz ~ 1GHz	Nov. 05, 2020	Nov. 04, 2021	Radiation (03CH06-CB)
Spectrum analyzer	R&S	FSP40	100080	9kHz~40GHz	Dec. 15, 2020	Dec. 14, 2021	Radiation (03CH06-CB)
EMI Test Receiver	R&S	ESCS	826547/017	9kHz ~ 2.75GHz	May 13, 2020	May 12, 2021	Radiation (03CH06-CB)
RF Cable-low	Woken	RG402	Low Cable-05+24	30MHz~1GHz	Oct. 05, 2020	Oct. 04, 2021	Radiation (03CH06-CB)
Test Software	SPORTON	SENSE	V5.10	-	N.C.R.	N.C.R.	Radiation (03CH06-CB)
3m Semi Anechoic Chamber VSWR	RIKEN	SAC-3M	03CH02-CB	1GHz ~18GHz 3m	Mar. 28, 2020	Mar. 27, 2021	Radiation (03CH02-CB)
Horn Antenna	EMCO	3115	9610-4976	1GHz ~ 18GHz	Apr. 21, 2020	Apr. 20, 2021	Radiation (03CH02-CB)
Horn Antenna	Schwarzbeck	BBHA 9170	BBHA9170252	15GHz ~ 40GHz	Jul. 21, 2020	Jul. 20, 2021	Radiation (03CH02-CB)
Pre-Amplifier	Agilent	83017A	MY39501305	1GHz ~ 26.5GHz	Jul. 13, 2020	Jul. 12, 2021	Radiation (03CH02-CB)
Pre-Amplifier	MITEQ	TTA1840-35-HG	1864479	18GHz ~ 40GHz	Jul. 08, 2020	Jul. 07, 2021	Radiation (03CH02-CB)
Spectrum analyzer	R&S	FSU	100015	9kHz~26GHz	Oct. 15, 2020	Oct. 14, 2021	Radiation (03CH02-CB)

Instrument	Brand	Model No.	Serial No.	Characteristics	Calibration Date	Calibration Due Date	Remark
RF Cable-high	Woken	RG402	High Cable-18	1GHz ~ 18GHz	Oct. 05, 2020	Oct. 04, 2021	Radiation (03CH02-CB)
RF Cable-high	Woken	RG402	High Cable-18+19	1GHz ~ 18GHz	Oct. 05, 2020	Oct. 04, 2021	Radiation (03CH02-CB)
Test Software	SPORTON	SENSE	V5.10	-	N.C.R.	N.C.R.	Radiation (03CH02-CB)
RF Cable-high	Woken	RG402	High Cable-40G#1	18GHz ~ 40 GHz	Jul. 16, 2020	Jul. 15, 2021	Radiation (03CH02-CB)
RF Cable-high	Woken	RG402	High Cable-40G#2	18GHz ~ 40 GHz	Jul. 16, 2020	Jul. 15, 2021	Radiation (03CH02-CB)
Spectrum analyzer	R&S	FSV40	101027	9kHz~40GHz	Jul. 27, 2020	Jul. 26, 2021	Conducted (TH02-CB)
Power Sensor	Anritsu	MA2411B	1126203	300MHz~40GHz	Sep. 17, 2020	Sep. 16, 2021	Conducted (TH02-CB)
Power Meter	Anritsu	ML2495A	1210004	300MHz~40GHz	Sep. 17, 2020	Sep. 16, 2021	Conducted (TH02-CB)
RF Cable-high	Woken	RG402	High Cable-01	1 GHz – 18 GHz	Oct. 05, 2020	Oct. 04, 2021	Conducted (TH02-CB)
RF Cable-high	Woken	RG402	High Cable-02	1 GHz – 18 GHz	Oct. 05, 2020	Oct. 04, 2021	Conducted (TH02-CB)
RF Cable-high	Woken	RG402	High Cable-03	1 GHz – 18 GHz	Oct. 05, 2020	Oct. 04, 2021	Conducted (TH02-CB)
RF Cable-high	Woken	RG402	High Cable-04	1 GHz – 18 GHz	Oct. 05, 2020	Oct. 04, 2021	Conducted (TH02-CB)
RF Cable-high	Woken	RG402	High Cable-05	1 GHz – 18 GHz	Oct. 05, 2020	Oct. 04, 2021	Conducted (TH02-CB)
Test Software	SPORTON	SENSE	V5.10	-	N.C.R.	N.C.R.	Conducted (TH02-CB)

Note: Calibration Interval of instruments listed above is one year.

N.C.R. means Non-Calibration required.

Summary

Mode	Result	Type	Freq (Hz)	Level (dBuV)	Limit (dBuV)	Margin (dB)	Condition
Mode 3	Pass	AV	488.323k	42.78	46.19	-3.41	Line

Mode 3

10/03/2021

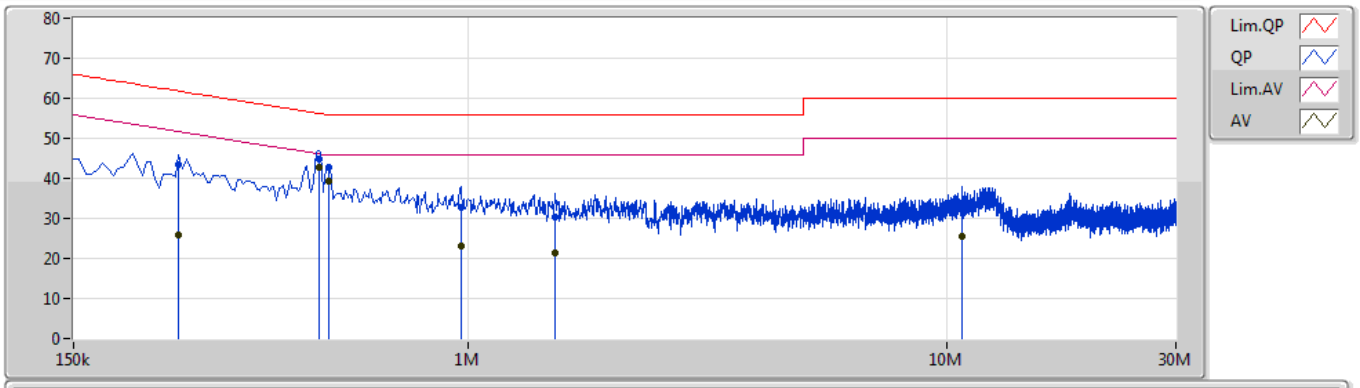

Type	Freq	Level	Limit	Margin	Factor	Condition	Comment	Raw	LISN	CL	AT
	(Hz)	(dBuV)	(dBuV)	(dB)	(dB)			(dBuV)	(dB)	(dB)	(dB)
QP	249k	43.49	61.79	-18.30	10.29	Line	-	33.20	0.07	0.07	10.15
AV	249k	25.95	51.79	-25.84	10.29	Line	-	15.66	0.07	0.07	10.15
QP	488.323k	44.71	56.19	-11.48	10.24	Line	-	34.47	0.08	0.06	10.10
AV	488.323k	42.78	46.19	-3.41	10.24	Line	"Worst"	32.54	0.08	0.06	10.10
QP	510k	42.92	56.00	-13.08	10.25	Line	-	32.67	0.08	0.07	10.10
AV	510k	39.33	46.00	-6.67	10.25	Line	-	29.08	0.08	0.07	10.10
QP	964.5k	32.86	56.00	-23.14	10.28	Line	-	22.58	0.09	0.08	10.11
AV	964.5k	23.00	46.00	-23.00	10.28	Line	-	12.72	0.09	0.08	10.11
QP	1.518M	30.30	56.00	-25.70	10.31	Line	-	19.99	0.10	0.09	10.12
AV	1.518M	21.26	46.00	-24.74	10.31	Line	-	10.95	0.10	0.09	10.12
QP	10.712M	32.59	60.00	-27.41	10.68	Line	-	21.91	0.28	0.23	10.17
AV	10.712M	25.53	50.00	-24.47	10.68	Line	-	14.85	0.28	0.23	10.17

Mode 3

10/03/2021

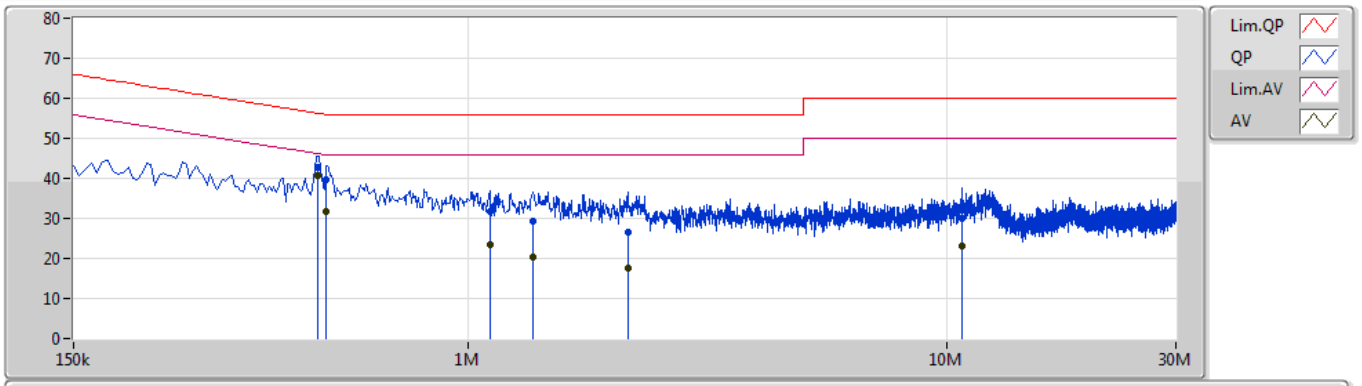

Type	Freq	Level	Limit	Margin	Factor	Condition	Comment	Raw	LISN	CL	AT
	(Hz)	(dBuV)	(dBuV)	(dB)	(dB)			(dBuV)	(dB)	(dB)	(dB)
QP	483.539k	42.85	56.29	-13.44	10.22	Neutral	-	32.63	0.06	0.06	10.10
AV	483.539k	40.74	46.29	-5.55	10.22	Neutral	"Worst"	30.52	0.06	0.06	10.10
QP	505.5k	39.63	56.00	-16.37	10.24	Neutral	-	29.39	0.07	0.07	10.10
AV	505.5k	31.73	46.00	-14.27	10.24	Neutral	-	21.49	0.07	0.07	10.10
QP	1.109M	31.86	56.00	-24.14	10.27	Neutral	-	21.59	0.08	0.08	10.11
AV	1.109M	23.42	46.00	-22.58	10.27	Neutral	-	13.15	0.08	0.08	10.11
QP	1.361M	29.21	56.00	-26.79	10.29	Neutral	-	18.92	0.08	0.09	10.12
AV	1.361M	20.22	46.00	-25.78	10.29	Neutral	-	9.93	0.08	0.09	10.12
QP	2.153M	26.69	56.00	-29.31	10.32	Neutral	-	16.37	0.09	0.10	10.13
AV	2.153M	17.70	46.00	-28.30	10.32	Neutral	-	7.38	0.09	0.10	10.13
QP	10.761M	29.92	60.00	-30.08	10.63	Neutral	-	19.29	0.23	0.23	10.17
AV	10.761M	23.09	50.00	-26.91	10.63	Neutral	-	12.46	0.23	0.23	10.17

Summary

Mode	Max-N dB (Hz)	Max-OBW (Hz)	ITU-Code	Min-N dB (Hz)	Min-OBW (Hz)
5.15-5.25GHz	-	-	-	-	-
802.11a_Nss1,(6Mbps)_2TX	42.24M	26.897M	26M9D1D	21.81M	16.672M
802.11ax HEW20_Nss1,(MCS0)_2TX	45.27M	21.889M	21M9D1D	21.45M	19.07M
802.11ax HEW40_Nss1,(MCS0)_2TX	78.18M	38.261M	38M3D1D	39.48M	36.102M
802.11ax HEW80_Nss1,(MCS0)_2TX	81.84M	77.001M	77M0D1D	81.72M	76.882M
5.25-5.35GHz	-	-	-	-	-
802.11a_Nss1,(6Mbps)_2TX	21.51M	16.852M	16M9D1D	21.06M	16.582M
802.11ax HEW20_Nss1,(MCS0)_2TX	21.72M	19.1M	19M1D1D	21.36M	19.04M
802.11ax HEW40_Nss1,(MCS0)_2TX	40.32M	37.661M	37M7D1D	40.02M	37.601M
802.11ax HEW80_Nss1,(MCS0)_2TX	81.72M	77.121M	77M1D1D	81.72M	77.001M
5.47-5.725GHz	-	-	-	-	-
802.11a_Nss1,(6Mbps)_2TX	21.39M	16.792M	16M8D1D	15.575M	13.293M
802.11ax HEW20_Nss1,(MCS0)_2TX	21.75M	19.1M	19M1D1D	15.68M	13.888M
802.11ax HEW40_Nss1,(MCS0)_2TX	40.44M	37.661M	37M7D1D	34.95M	33.583M
802.11ax HEW80_Nss1,(MCS0)_2TX	81.96M	77.241M	77M2D1D	75.795M	72.969M
5.725-5.85GHz	-	-	-	-	-
802.11a_Nss1,(6Mbps)_2TX	16.35M	27.886M	27M9D1D	3.21M	4.228M
802.11ax HEW20_Nss1,(MCS0)_2TX	18.9M	31.904M	31M9D1D	3.84M	4.483M
802.11ax HEW40_Nss1,(MCS0)_2TX	37.38M	69.565M	69M6D1D	3.855M	4.168M
802.11ax HEW80_Nss1,(MCS0)_2TX	76.92M	77.241M	77M2D1D	3.855M	4.198M

Max-N dB = Maximum 6dB down bandwidth for 5.725-5.85GHz band / Maximum 26dB down bandwidth for other band;
Max-OBW = Maximum99% occupied bandwidth;
Min-N dB = Minimum 6dB down bandwidth for 5.725-5.85GHz band / Maximum 26dB down bandwidth for other band;
Min-OBW = Minimum 99% occupied bandwidth;

Result

Mode	Result	Limit (Hz)	Port 1-N dB (Hz)	Port 1-OBW (Hz)	Port 2-N dB (Hz)	Port 2-OBW (Hz)
802.11a_Nss1,(6Mbps)_2TX	-	-	-	-	-	-
5180MHz	Pass	Inf	26.46M	17.001M	21.81M	16.672M
5200MHz	Pass	Inf	42.24M	26.897M	33.96M	18.561M
5240MHz	Pass	Inf	36.33M	19.64M	26.88M	16.972M
5260MHz	Pass	Inf	21.27M	16.852M	21.21M	16.702M
5300MHz	Pass	Inf	21.42M	16.792M	21.51M	16.732M
5320MHz	Pass	Inf	21.06M	16.672M	21.24M	16.582M
5500MHz	Pass	Inf	21.12M	16.642M	21.03M	16.582M
5580MHz	Pass	Inf	21.33M	16.792M	21.39M	16.702M
5700MHz	Pass	Inf	21.27M	16.762M	21.21M	16.702M
5720MHz Straddle 5.47-5.725GHz	Pass	Inf	15.628M	13.398M	15.575M	13.293M
5720MHz Straddle 5.725-5.85GHz	Pass	500k	3.21M	4.258M	3.225M	4.228M
5745MHz	Pass	500k	16.32M	25.937M	16.35M	20.63M
5785MHz	Pass	500k	16.35M	27.256M	16.32M	21.379M
5825MHz	Pass	500k	16.32M	27.886M	16.29M	21.889M
802.11ax HEW20_Nss1,(MCS0)_2TX	-	-	-	-	-	-
5180MHz	Pass	Inf	21.57M	19.13M	21.45M	19.07M
5200MHz	Pass	Inf	42.87M	21.889M	39.45M	19.37M
5240MHz	Pass	Inf	45.27M	19.88M	32.1M	19.25M
5260MHz	Pass	Inf	21.36M	19.1M	21.48M	19.04M
5300MHz	Pass	Inf	21.72M	19.07M	21.42M	19.07M
5320MHz	Pass	Inf	21.69M	19.1M	21.39M	19.1M
5500MHz	Pass	Inf	21.63M	19.1M	21.42M	19.07M
5580MHz	Pass	Inf	21.54M	19.07M	21.69M	19.04M
5700MHz	Pass	Inf	21.75M	19.07M	21.39M	19.07M
5720MHz Straddle 5.47-5.725GHz	Pass	Inf	15.803M	13.958M	15.68M	13.888M
5720MHz Straddle 5.725-5.85GHz	Pass	500k	3.84M	4.603M	3.84M	4.483M
5745MHz	Pass	500k	18.72M	30.075M	18.78M	22.849M
5785MHz	Pass	500k	18.9M	31.904M	18.84M	23.538M
5825MHz	Pass	500k	18.6M	31.034M	18.87M	24.348M
802.11ax HEW40_Nss1,(MCS0)_2TX	-	-	-	-	-	-
5190MHz	Pass	Inf	39.96M	36.282M	39.48M	36.102M
5230MHz	Pass	Inf	78.18M	38.261M	55.92M	37.781M
5270MHz	Pass	Inf	40.26M	37.661M	40.02M	37.661M
5310MHz	Pass	Inf	40.32M	37.661M	40.08M	37.601M
5510MHz	Pass	Inf	40.14M	37.601M	40.26M	37.541M
5550MHz	Pass	Inf	40.44M	37.661M	39.9M	37.601M
5670MHz	Pass	Inf	40.14M	37.661M	40.02M	37.601M
5710MHz Straddle 5.47-5.725GHz	Pass	Inf	34.988M	33.621M	34.95M	33.583M
5710MHz Straddle 5.725-5.85GHz	Pass	500k	3.96M	4.228M	3.855M	4.168M
5755MHz	Pass	500k	37.38M	46.897M	37.2M	38.261M
5795MHz	Pass	500k	37.2M	69.565M	36.54M	47.736M
802.11ax HEW80_Nss1,(MCS0)_2TX	-	-	-	-	-	-
5210MHz	Pass	Inf	81.72M	77.001M	81.84M	76.882M

Mode	Result	Limit (Hz)	Port 1-N dB (Hz)	Port 1-OBW (Hz)	Port 2-N dB (Hz)	Port 2-OBW (Hz)
5290MHz	Pass	Inf	81.72M	77.121M	81.72M	77.001M
5530MHz	Pass	Inf	81.72M	77.121M	81.6M	77.121M
5610MHz	Pass	Inf	81.96M	77.241M	81.84M	76.882M
5690MHz Straddle 5.47-5.725GHz	Pass	Inf	75.795M	73.046M	75.795M	72.969M
5690MHz Straddle 5.725-5.85GHz	Pass	500k	4.005M	4.243M	3.855M	4.198M
5775MHz	Pass	500k	76.92M	77.241M	76.08M	77.121M

Port X-N dB = Port **X** 6dB down bandwidth for 5.725-5.85GHz band / 26dB down bandwidth for other band
Port X-OBW = Port **X** 99% occupied bandwidth;

802.11a_Nss1,(6Mbps)_2TX EBW

5180MHz

26/10/2020

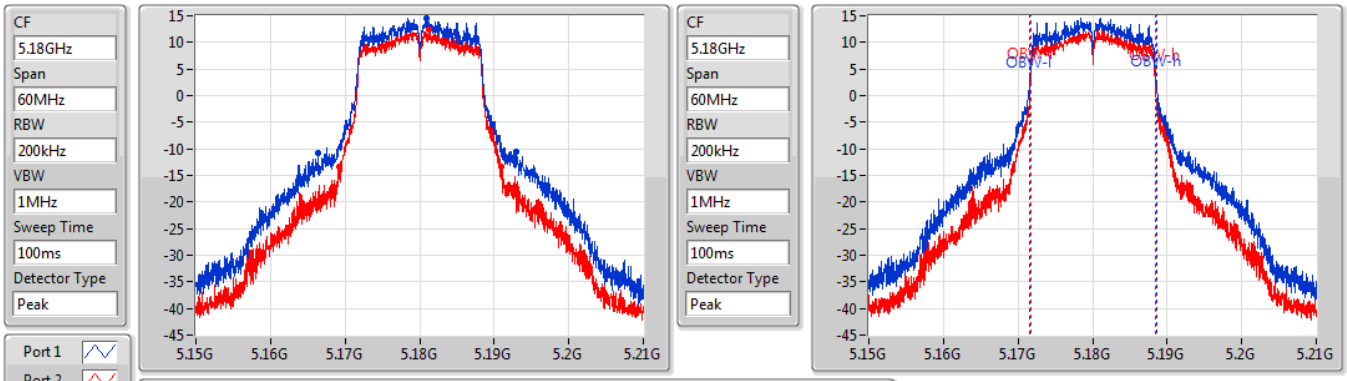

26dB(Hz)	Fl-26dB(Hz)	Fh-26dB(Hz)	OBW(Hz)	Fl-OBW(Hz)	Fh-OBW(Hz)	Limit(Hz)	Port
26.46M	5.16641G	5.19287G	17.001M	5.171544G	5.188546G	Inf	1
21.81M	5.16917G	5.19098G	16.672M	5.171724G	5.188396G	Inf	2

802.11a_Nss1,(6Mbps)_2TX EBW

5200MHz

26/10/2020

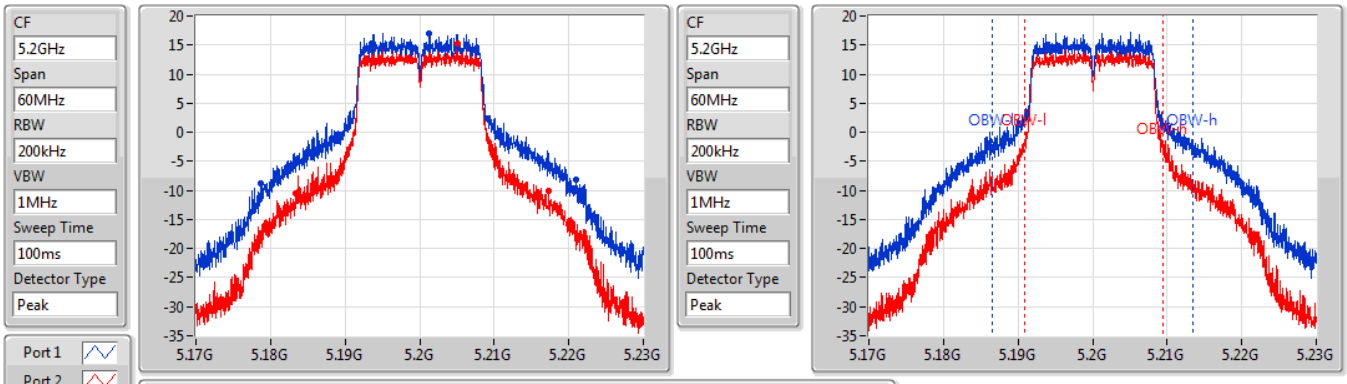

26dB(Hz)	Fl-26dB(Hz)	Fh-26dB(Hz)	OBW(Hz)	Fl-OBW(Hz)	Fh-OBW(Hz)	Limit(Hz)	Port
42.24M	5.17876G	5.221G	26.897M	5.186567G	5.213463G	Inf	1
33.96M	5.18341G	5.21737G	18.561M	5.190825G	5.209385G	Inf	2

802.11a_Nss1,(6Mbps)_2TX EBW

5240MHz

26/10/2020

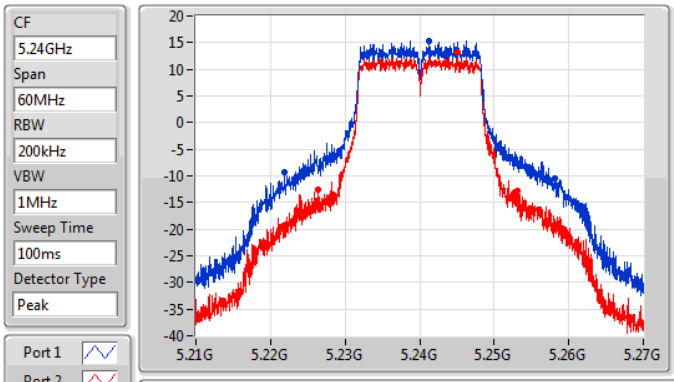

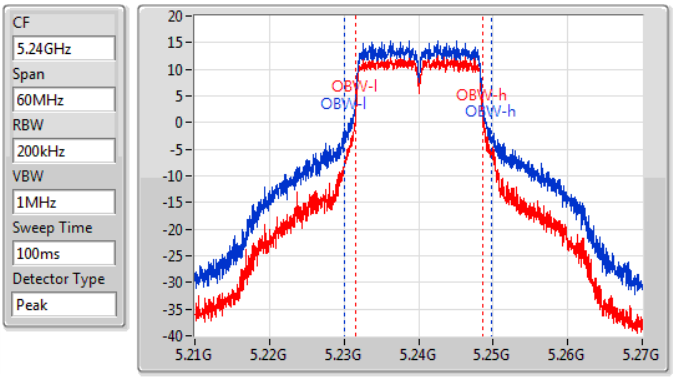

26dB(Hz)	Fl-26dB(Hz)	Fh-26dB(Hz)	OBW(Hz)	Fl-OBW(Hz)	Fh-OBW(Hz)	Limit(Hz)	Port
36.33M	5.22188G	5.25821G	19.64M	5.230135G	5.249775G	Inf	1
26.88M	5.22632G	5.2532G	16.972M	5.231604G	5.248576G	Inf	2

802.11a_Nss1,(6Mbps)_2TX EBW

5260MHz

26/10/2020

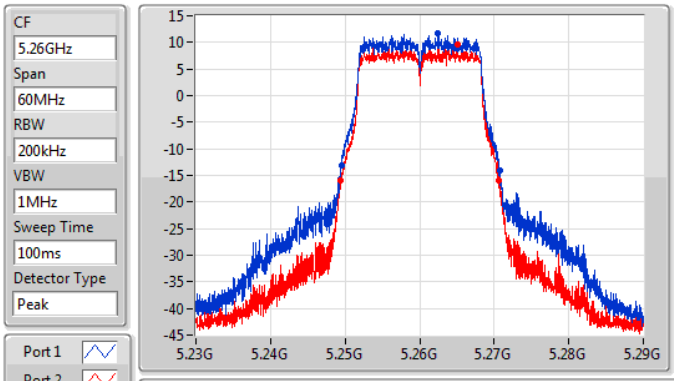

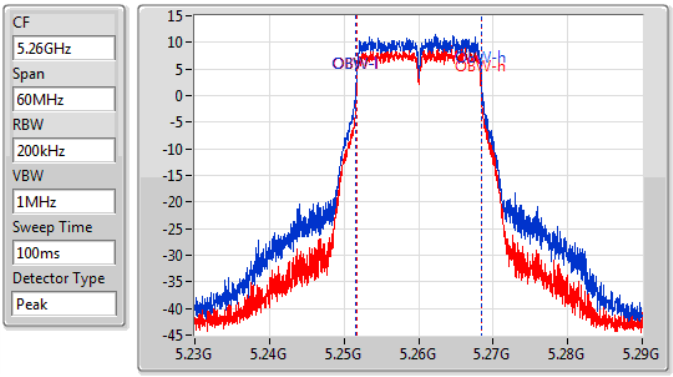

26dB(Hz)	Fl-26dB(Hz)	Fh-26dB(Hz)	OBW(Hz)	Fl-OBW(Hz)	Fh-OBW(Hz)	Limit(Hz)	Port
21.27M	5.2495G	5.27077G	16.852M	5.251604G	5.268456G	Inf	1
21.21M	5.24944G	5.27065G	16.702M	5.251724G	5.268426G	Inf	2

802.11a_Nss1,(6Mbps)_2TX EBW

5300MHz

26/10/2020

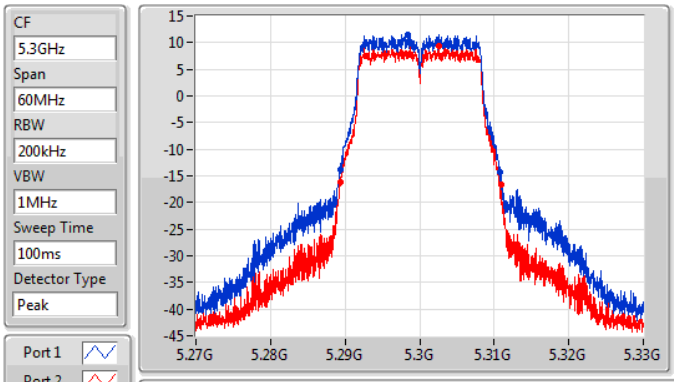

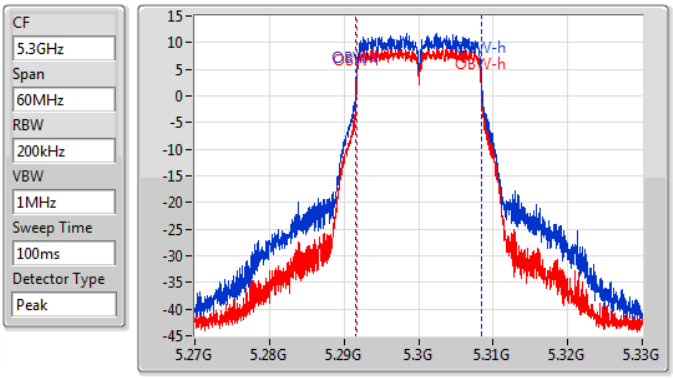

26dB(Hz)	Fl-26dB(Hz)	Fh-26dB(Hz)	OBW(Hz)	Fl-OBW(Hz)	Fh-OBW(Hz)	Limit(Hz)	Port
21.42M	5.28932G	5.31074G	16.792M	5.291634G	5.308426G	Inf	1
21.51M	5.28938G	5.31089G	16.732M	5.291694G	5.308426G	Inf	2

802.11a_Nss1,(6Mbps)_2TX EBW

5320MHz

26/10/2020

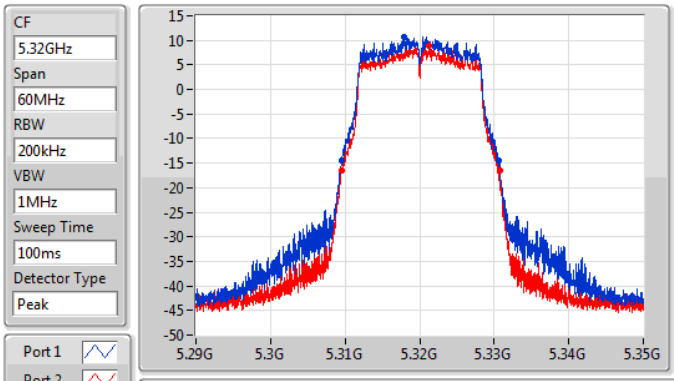

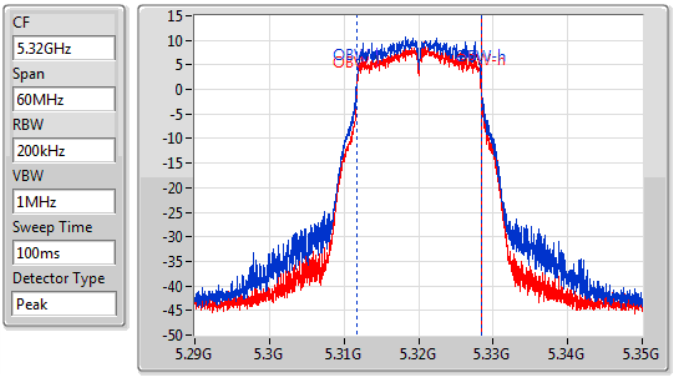

26dB(Hz)	Fl-26dB(Hz)	Fh-26dB(Hz)	OBW(Hz)	Fl-OBW(Hz)	Fh-OBW(Hz)	Limit(Hz)	Port
21.06M	5.30953G	5.33059G	16.672M	5.311694G	5.328366G	Inf	1
21.24M	5.3095G	5.33074G	16.582M	5.311784G	5.328366G	Inf	2

802.11a_Nss1,(6Mbps)_2TX EBW

5500MHz

26/10/2020

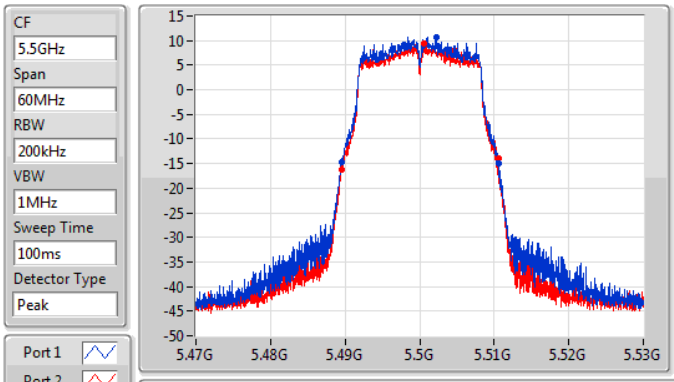

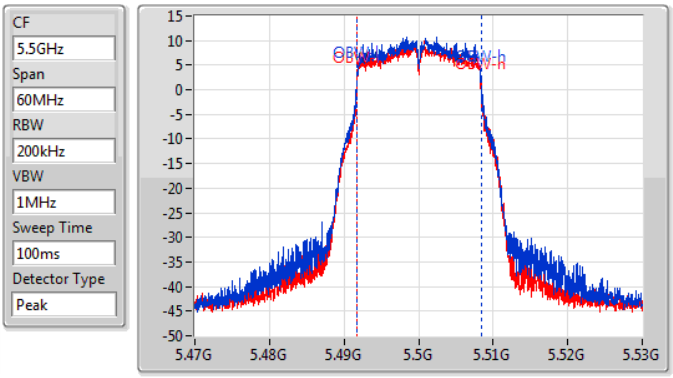

26dB(Hz)	Fl-26dB(Hz)	Fh-26dB(Hz)	OBW(Hz)	Fl-OBW(Hz)	Fh-OBW(Hz)	Limit(Hz)	Port
21.12M	5.4895G	5.51062G	16.642M	5.491724G	5.508366G	Inf	1
21.03M	5.48953G	5.51056G	16.582M	5.491784G	5.508366G	Inf	2

802.11a_Nss1,(6Mbps)_2TX EBW

5580MHz

26/10/2020

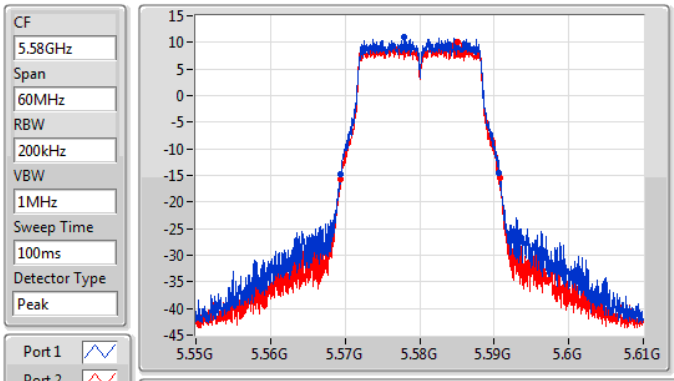

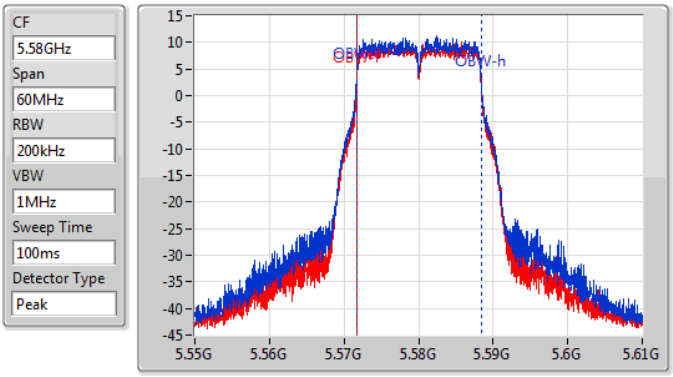

26dB(Hz)	Fl-26dB(Hz)	Fh-26dB(Hz)	OBW(Hz)	Fl-OBW(Hz)	Fh-OBW(Hz)	Limit(Hz)	Port
21.33M	5.56935G	5.59068G	16.792M	5.571664G	5.588456G	Inf	1
21.39M	5.56944G	5.59083G	16.702M	5.571724G	5.588426G	Inf	2

802.11a_Nss1,(6Mbps)_2TX EBW

5700MHz

26/10/2020

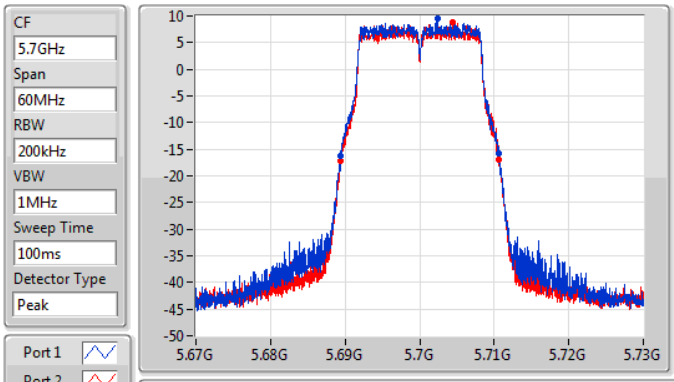

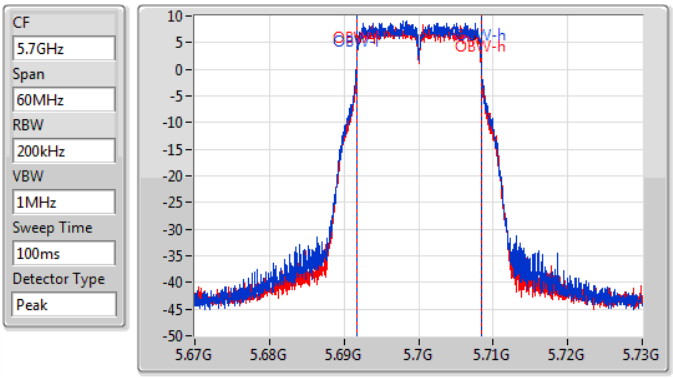

26dB(Hz)	Fl-26dB(Hz)	Fh-26dB(Hz)	OBW(Hz)	Fl-OBW(Hz)	Fh-OBW(Hz)	Limit(Hz)	Port
21.27M	5.68938G	5.71065G	16.762M	5.691664G	5.708426G	Inf	1
21.21M	5.68941G	5.71062G	16.702M	5.691724G	5.708426G	Inf	2

802.11a_Nss1,(6Mbps)_2TX EBW

5720MHz Straddle 5.47-5.725GHz

26/10/2020

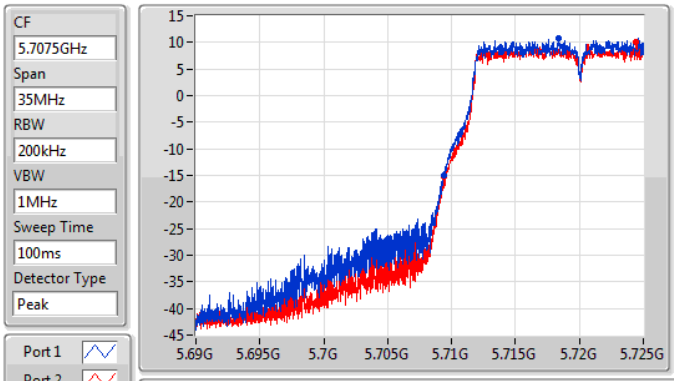

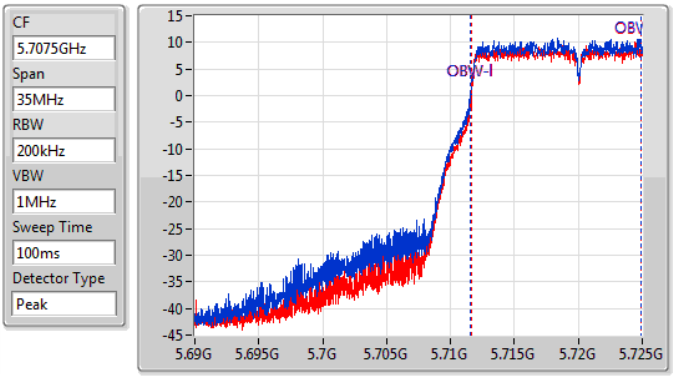

26dB(Hz)	Fl-26dB(Hz)	Fh-26dB(Hz)	OBW(Hz)	Fl-OBW(Hz)	Fh-OBW(Hz)	Limit(Hz)	Port
15.628M	5.709373G	5.725G	13.398M	5.71154G	5.724939G	Inf	1
15.575M	5.709425G	5.725G	13.293M	5.711645G	5.724939G	Inf	2

802.11a_Nss1,(6Mbps)_2TX EBW

5720MHz Straddle 5.725-5.85GHz

26/10/2020

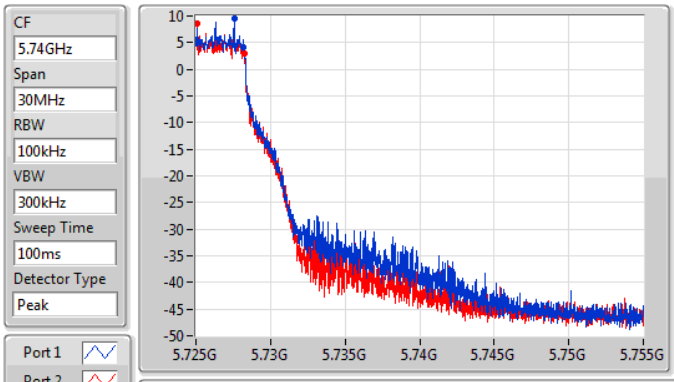

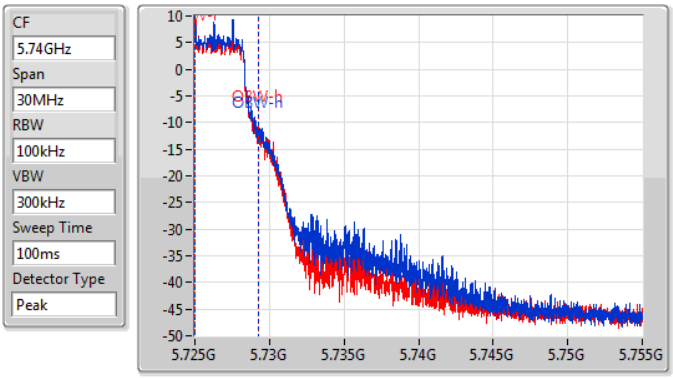

6dB(Hz)	Fl-6dB(Hz)	Fh-6dB(Hz)	OBW(Hz)	Fl-OBW(Hz)	Fh-OBW(Hz)	Limit(Hz)	Port
3.21M	5.725G	5.72821G	4.258M	5.725022G	5.72928G	500k	1
3.225M	5.725G	5.728225G	4.228M	5.725007G	5.729235G	500k	2

802.11a_Nss1,(6Mbps)_2TX EBW

5745MHz

26/10/2020

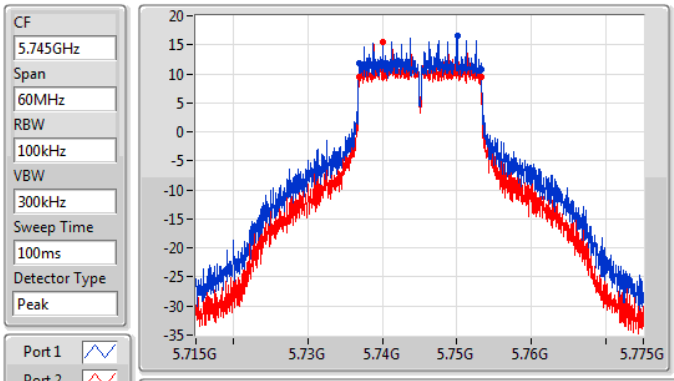

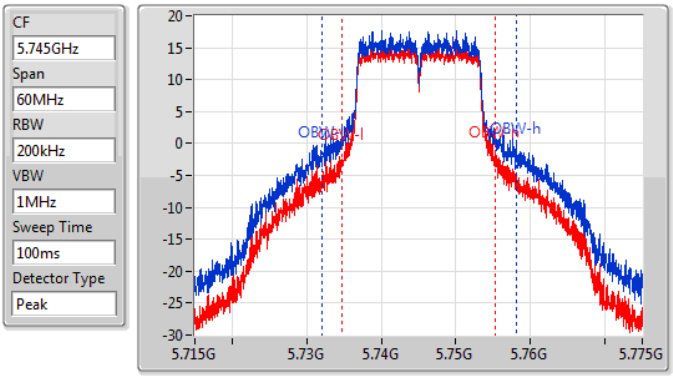

6dB(Hz)	Fl-6dB(Hz)	Fh-6dB(Hz)	OBW(Hz)	Fl-OBW(Hz)	Fh-OBW(Hz)	Limit(Hz)	Port
16.32M	5.7369G	5.75322G	25.937M	5.732106G	5.758043G	500k	1
16.35M	5.73687G	5.75322G	20.63M	5.734715G	5.755345G	500k	2

802.11a_Nss1,(6Mbps)_2TX EBW

5785MHz

26/10/2020

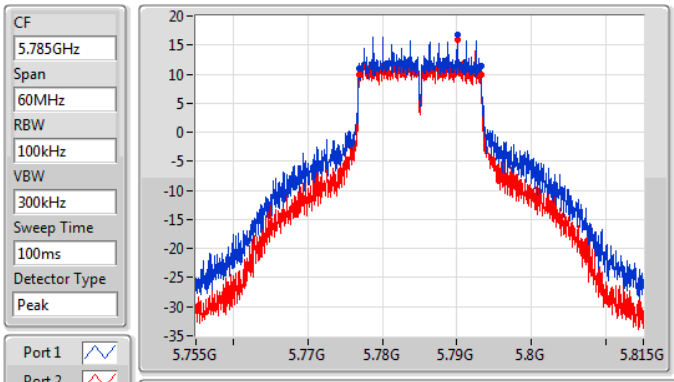

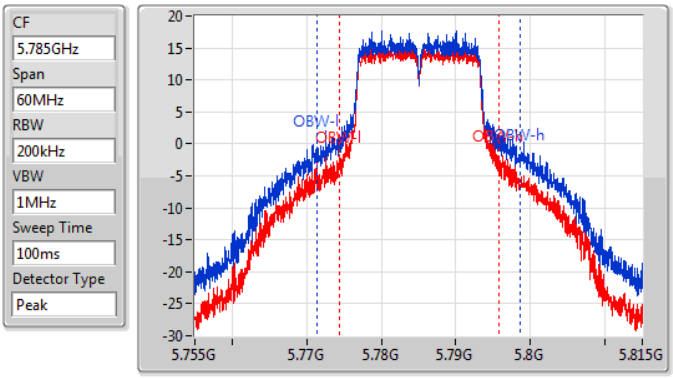

6dB(Hz)	Fl-6dB(Hz)	Fh-6dB(Hz)	OBW(Hz)	Fl-OBW(Hz)	Fh-OBW(Hz)	Limit(Hz)	Port
16.35M	5.77687G	5.79322G	27.256M	5.771387G	5.798643G	500k	1
16.32M	5.7769G	5.79322G	21.379M	5.774415G	5.795795G	500k	2

802.11a_Nss1,(6Mbps)_2TX EBW

5825MHz

26/10/2020

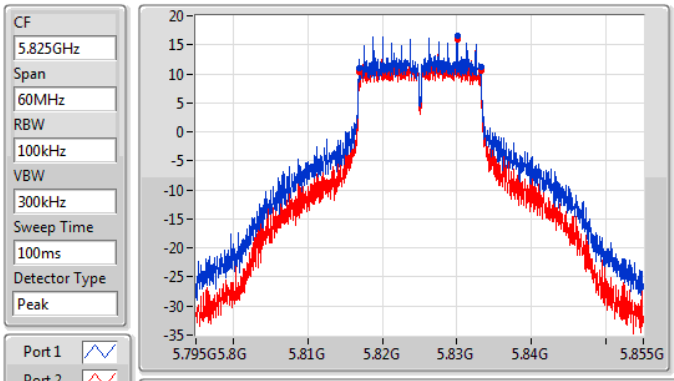

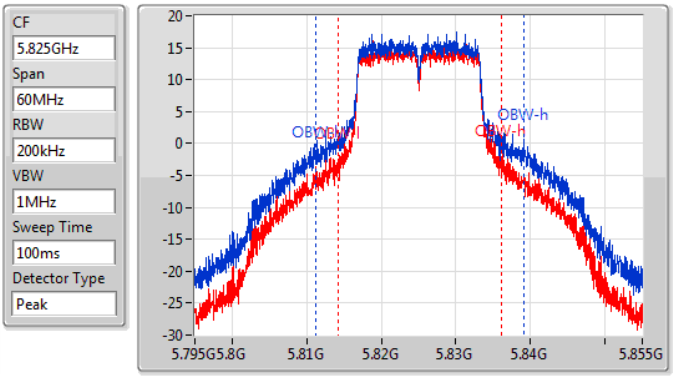

6dB(Hz)	Fl-6dB(Hz)	Fh-6dB(Hz)	OBW(Hz)	Fl-OBW(Hz)	Fh-OBW(Hz)	Limit(Hz)	Port
16.32M	5.8169G	5.83322G	27.886M	5.811267G	5.839153G	500k	1
16.29M	5.8169G	5.83319G	21.889M	5.814235G	5.836124G	500k	2

802.11ax HEW20_Nss1,(MCS0)_2TX EBW

5180MHz

26/10/2020

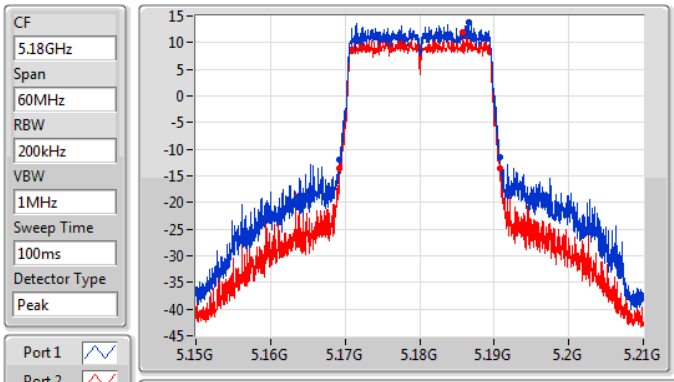

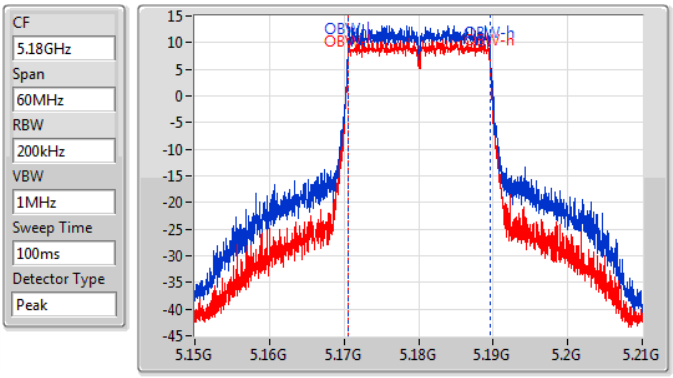

26dB(Hz)	Fl-26dB(Hz)	Fh-26dB(Hz)	OBW(Hz)	Fl-OBW(Hz)	Fh-OBW(Hz)	Limit(Hz)	Port
21.57M	5.16926G	5.19083G	19.13M	5.170495G	5.189625G	Inf	1
21.45M	5.16929G	5.19074G	19.07M	5.170495G	5.189565G	Inf	2

802.11ax HEW20_Nss1,(MCS0)_2TX EBW

5200MHz

26/10/2020

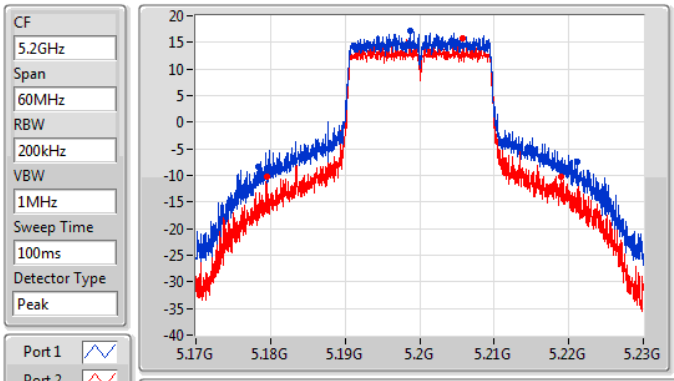

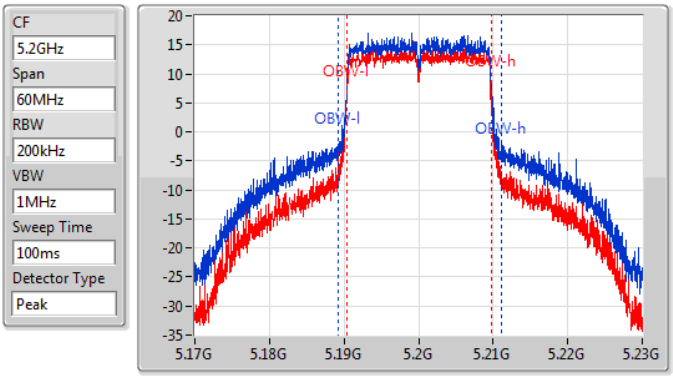

26dB(Hz)	Fl-26dB(Hz)	Fh-26dB(Hz)	OBW(Hz)	Fl-OBW(Hz)	Fh-OBW(Hz)	Limit(Hz)	Port
42.87M	5.17831G	5.22118G	21.889M	5.189145G	5.211034G	Inf	1
39.45M	5.17945G	5.2189G	19.37M	5.190375G	5.209745G	Inf	2

802.11ax HEW20_Nss1,(MCS0)_2TX EBW

5240MHz

26/10/2020

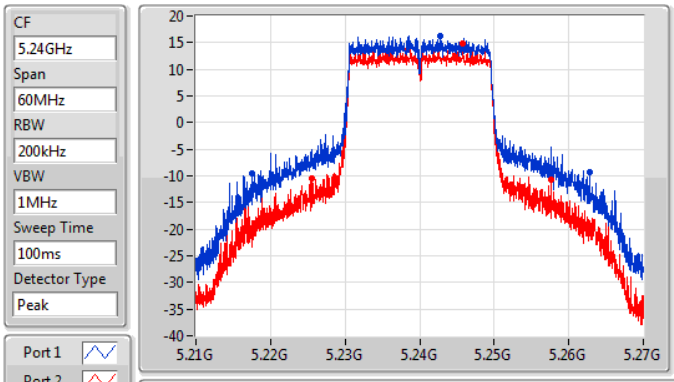

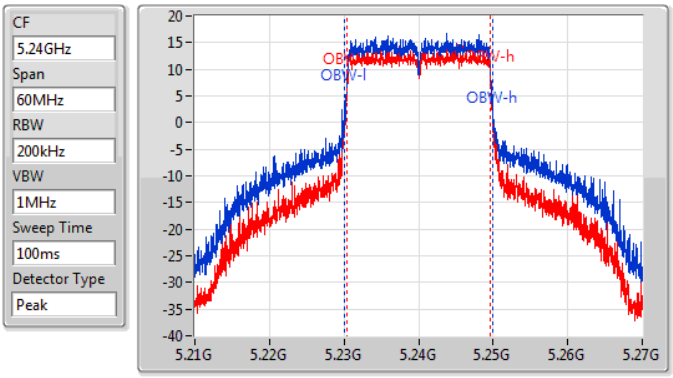

26dB(Hz)	Fl-26dB(Hz)	Fh-26dB(Hz)	OBW(Hz)	Fl-OBW(Hz)	Fh-OBW(Hz)	Limit(Hz)	Port
45.27M	5.21756G	5.26283G	19.88M	5.230105G	5.249985G	Inf	1
32.1M	5.22551G	5.25761G	19.25M	5.230435G	5.249685G	Inf	2

802.11ax HEW20_Nss1,(MCS0)_2TX EBW

5260MHz

26/10/2020

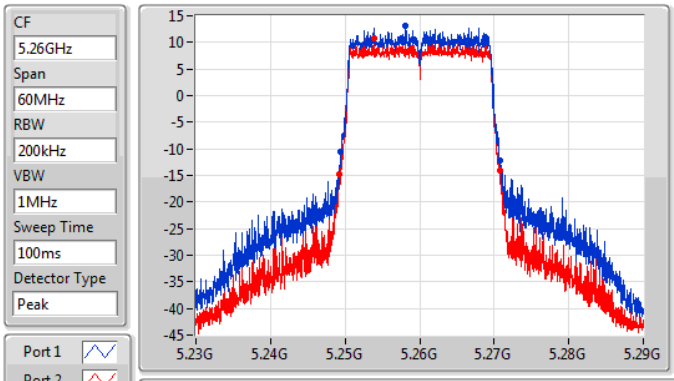

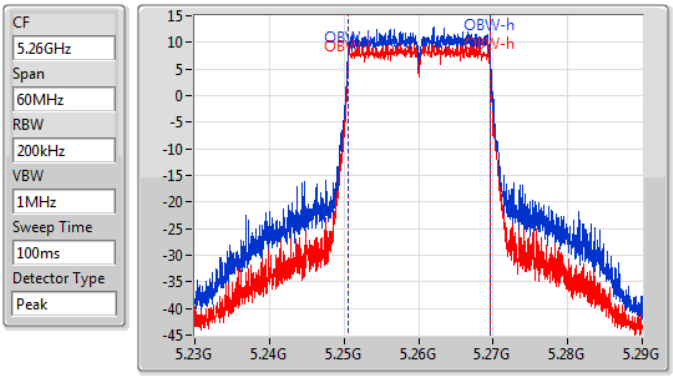

26dB(Hz)	Fl-26dB(Hz)	Fh-26dB(Hz)	OBW(Hz)	Fl-OBW(Hz)	Fh-OBW(Hz)	Limit(Hz)	Port
21.36M	5.24941G	5.27077G	19.1M	5.250495G	5.269595G	Inf	1
21.48M	5.24926G	5.27074G	19.04M	5.250525G	5.269565G	Inf	2

802.11ax HEW20_Nss1,(MCS0)_2TX EBW

5300MHz

26/10/2020

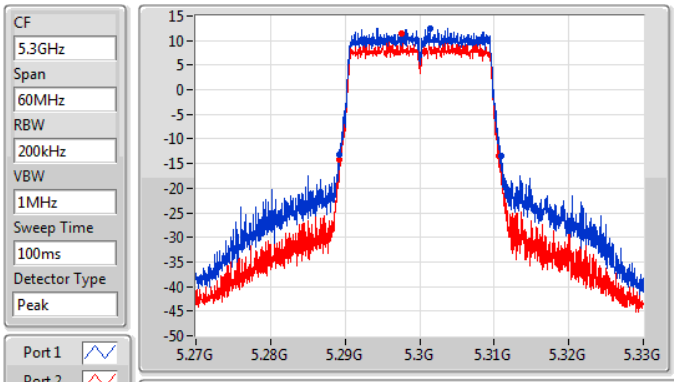

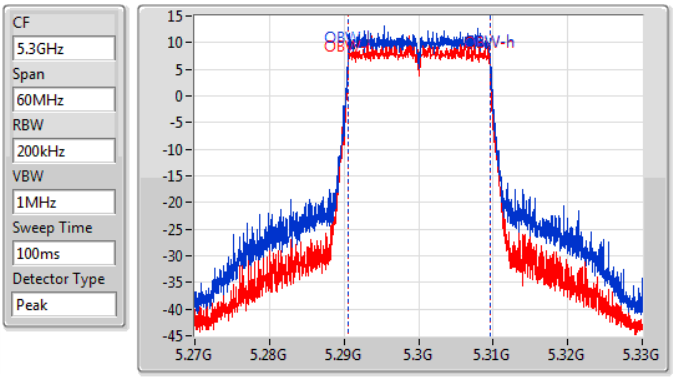

26dB(Hz)	Fl-26dB(Hz)	Fh-26dB(Hz)	OBW(Hz)	Fl-OBW(Hz)	Fh-OBW(Hz)	Limit(Hz)	Port
21.72M	5.2892G	5.31092G	19.07M	5.290525G	5.309595G	Inf	1
21.42M	5.2892G	5.31062G	19.07M	5.290525G	5.309595G	Inf	2

802.11ax HEW20_Nss1,(MCS0)_2TX EBW

5320MHz

26/10/2020

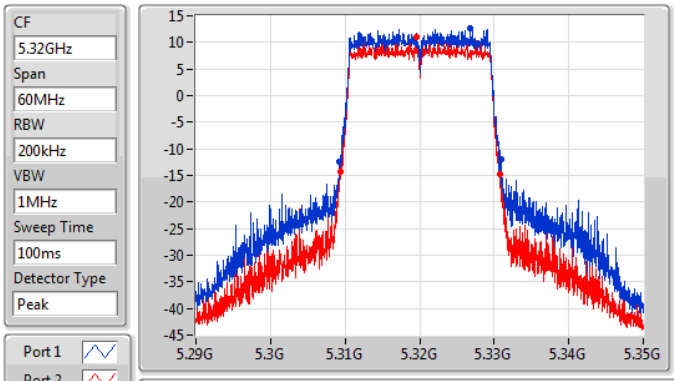

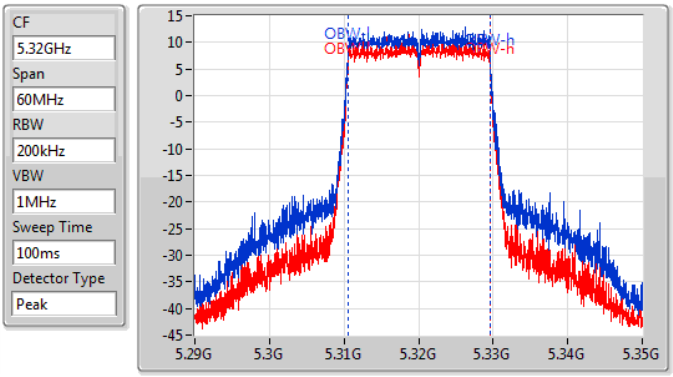

26dB(Hz)	Fl-26dB(Hz)	Fh-26dB(Hz)	OBW(Hz)	Fl-OBW(Hz)	Fh-OBW(Hz)	Limit(Hz)	Port
21.69M	5.30923G	5.33092G	19.1M	5.310495G	5.329595G	Inf	1
21.39M	5.30935G	5.33074G	19.1M	5.310495G	5.329595G	Inf	2

802.11ax HEW20_Nss1,(MCS0)_2TX EBW

5500MHz

26/10/2020

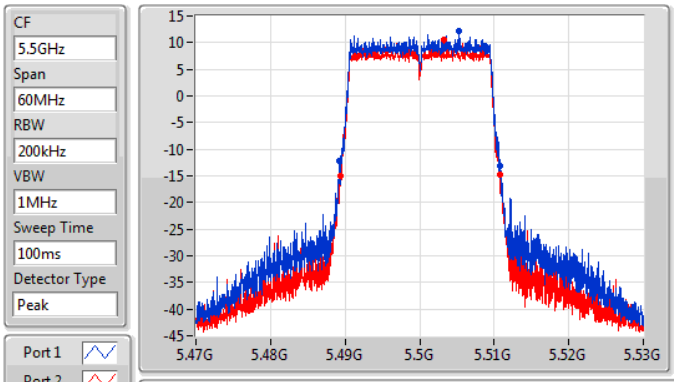

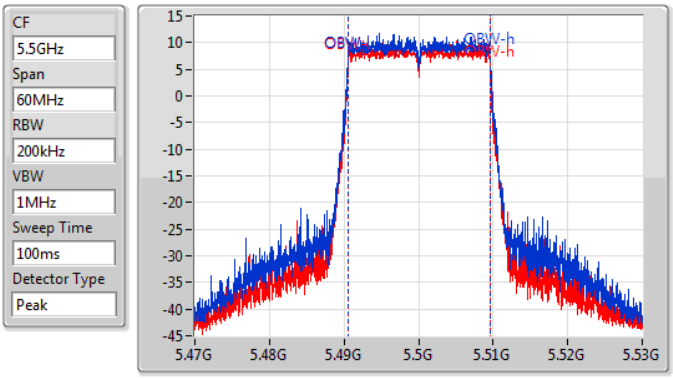

26dB(Hz)	Fl-26dB(Hz)	Fh-26dB(Hz)	OBW(Hz)	Fl-OBW(Hz)	Fh-OBW(Hz)	Limit(Hz)	Port
21.63M	5.48917G	5.5108G	19.1M	5.490495G	5.509595G	Inf	1
21.42M	5.48938G	5.5108G	19.07M	5.490525G	5.509595G	Inf	2

802.11ax HEW20_Nss1,(MCS0)_2TX EBW

5580MHz

26/10/2020

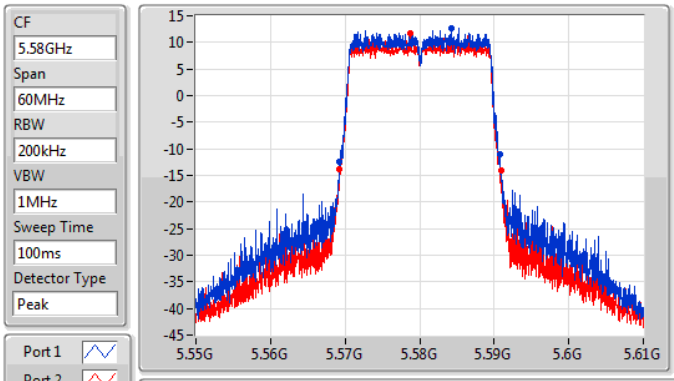

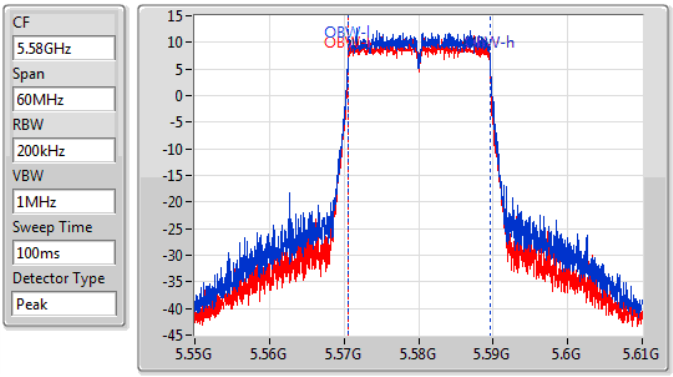

26dB(Hz)	Fl-26dB(Hz)	Fh-26dB(Hz)	OBW(Hz)	Fl-OBW(Hz)	Fh-OBW(Hz)	Limit(Hz)	Port
21.54M	5.56926G	5.5908G	19.07M	5.570525G	5.589595G	Inf	1
21.69M	5.56923G	5.59092G	19.04M	5.570525G	5.589565G	Inf	2

802.11ax HEW20_Nss1,(MCS0)_2TX EBW

5700MHz

26/10/2020

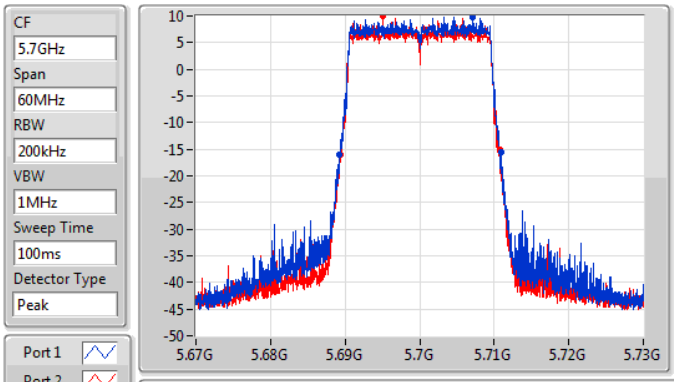

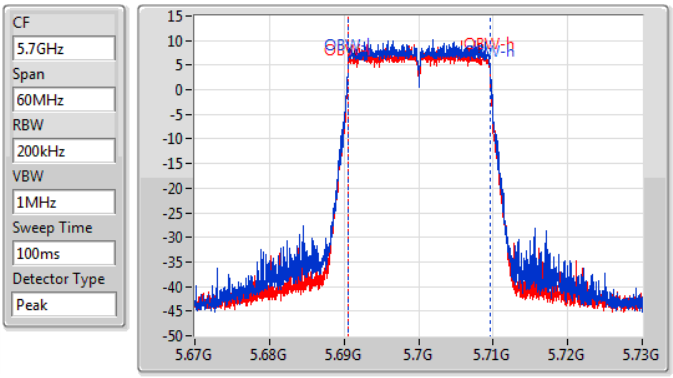

26dB(Hz)	Fl-26dB(Hz)	Fh-26dB(Hz)	OBW(Hz)	Fl-OBW(Hz)	Fh-OBW(Hz)	Limit(Hz)	Port
21.75M	5.68914G	5.71089G	19.07M	5.690525G	5.709595G	Inf	1
21.39M	5.68935G	5.71074G	19.07M	5.690495G	5.709565G	Inf	2

802.11ax HEW20_Nss1,(MCS0)_2TX EBW

5720MHz Straddle 5.47-5.725GHz

26/10/2020

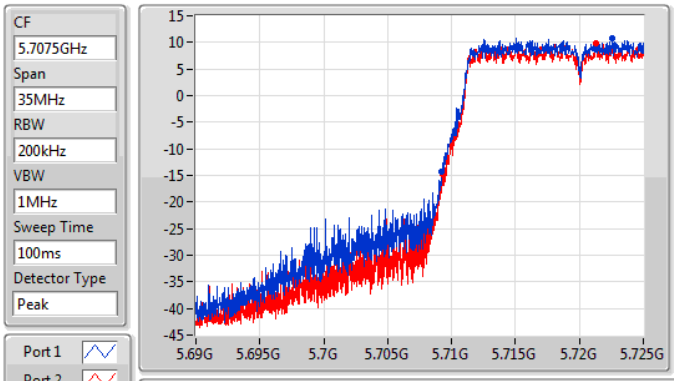

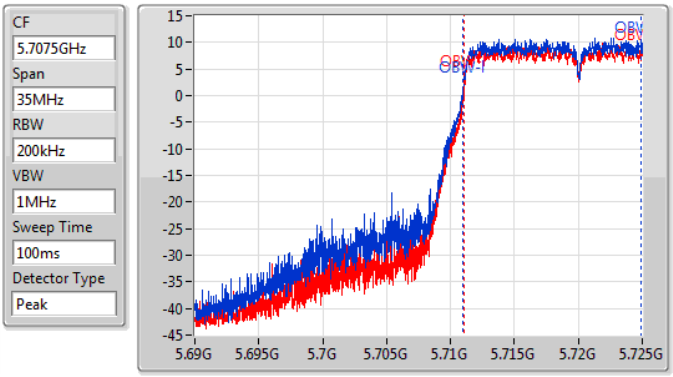

26dB(Hz)	Fl-26dB(Hz)	Fh-26dB(Hz)	OBW(Hz)	Fl-OBW(Hz)	Fh-OBW(Hz)	Limit(Hz)	Port
15.803M	5.709198G	5.725G	13.958M	5.710963G	5.724921G	Inf	1
15.68M	5.70932G	5.725G	13.888M	5.711051G	5.724939G	Inf	2

802.11ax HEW20_Nss1,(MCS0)_2TX EBW

5720MHz Straddle 5.725-5.85GHz

26/10/2020

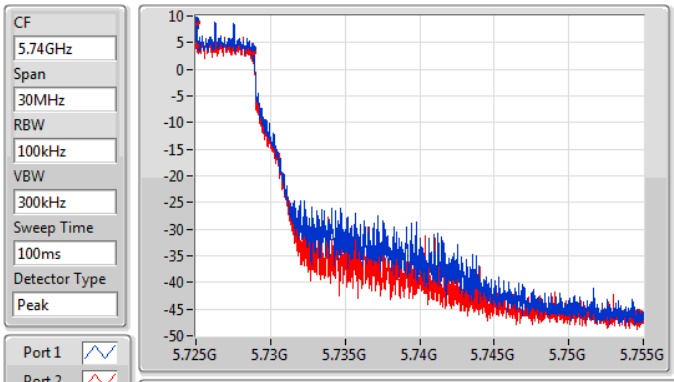

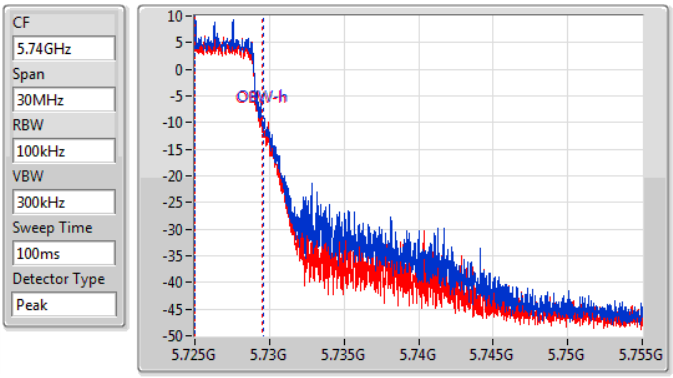

6dB(Hz)	Fl-6dB(Hz)	Fh-6dB(Hz)	OBW(Hz)	Fl-OBW(Hz)	Fh-OBW(Hz)	Limit(Hz)	Port
3.84M	5.725G	5.72884G	4.603M	5.725007G	5.72961G	500k	1
3.84M	5.725G	5.72884G	4.483M	5.725007G	5.72949G	500k	2

802.11ax HEW20_Nss1,(MCS0)_2TX EBW

5745MHz

26/10/2020

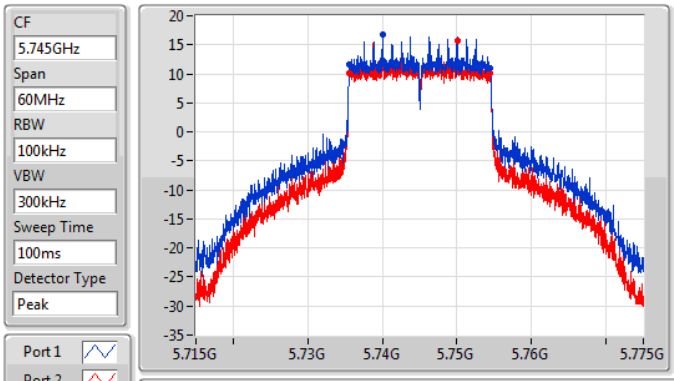

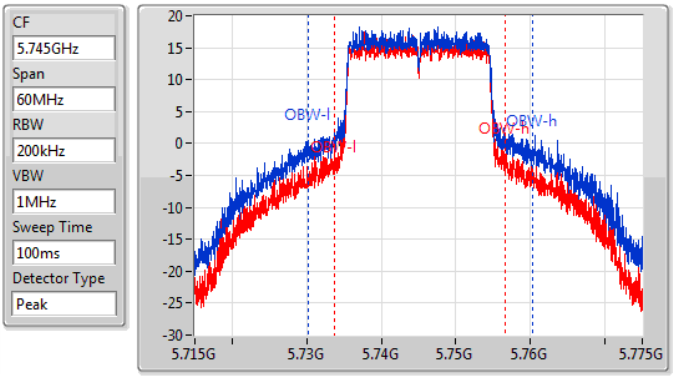

6dB(Hz)	Fl-6dB(Hz)	Fh-6dB(Hz)	OBW(Hz)	Fl-OBW(Hz)	Fh-OBW(Hz)	Limit(Hz)	Port
18.72M	5.73564G	5.75436G	30.075M	5.730247G	5.760322G	500k	1
18.78M	5.73564G	5.75442G	22.849M	5.733756G	5.756604G	500k	2

802.11ax HEW20_Nss1,(MCS0)_2TX EBW

5785MHz

26/10/2020

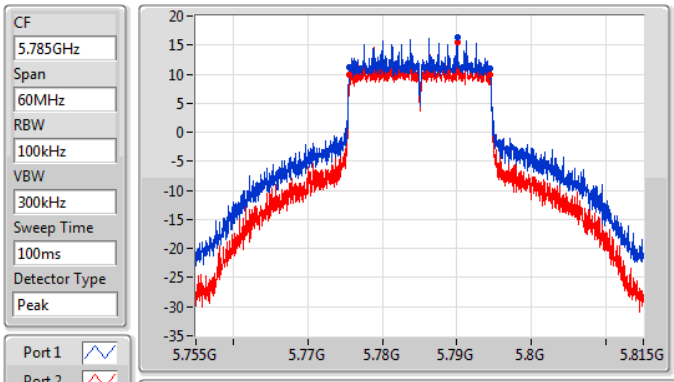

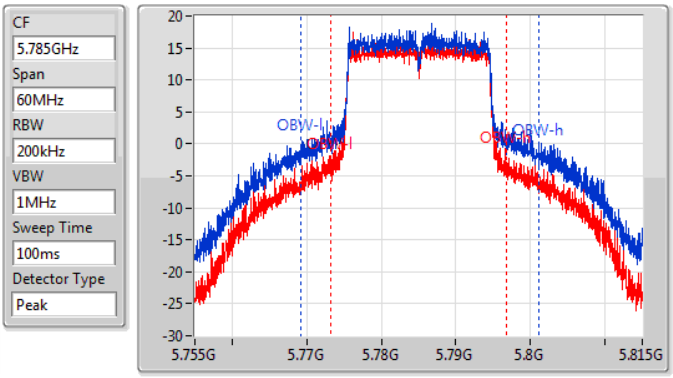

6dB(Hz)	Fl-6dB(Hz)	Fh-6dB(Hz)	OBW(Hz)	Fl-OBW(Hz)	Fh-OBW(Hz)	Limit(Hz)	Port
18.9M	5.77558G	5.79448G	31.904M	5.769228G	5.801132G	500k	1
18.84M	5.77564G	5.79448G	23.538M	5.773276G	5.796814G	500k	2

802.11ax HEW20_Nss1,(MCS0)_2TX EBW

5825MHz

26/10/2020

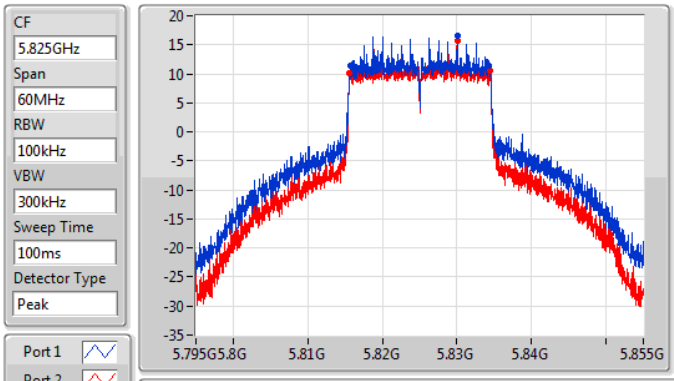

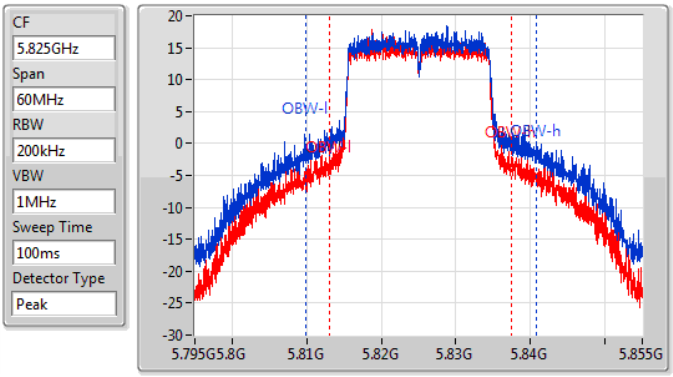

6dB(Hz)	Fl-6dB(Hz)	Fh-6dB(Hz)	OBW(Hz)	Fl-OBW(Hz)	Fh-OBW(Hz)	Limit(Hz)	Port
18.6M	5.8157G	5.8343G	31.034M	5.809798G	5.840832G	500k	1
18.87M	5.81564G	5.83451G	24.348M	5.813126G	5.837474G	500k	2

802.11ax HEW40_Nss1,(MCS0)_2TX EBW

5190MHz

26/10/2020

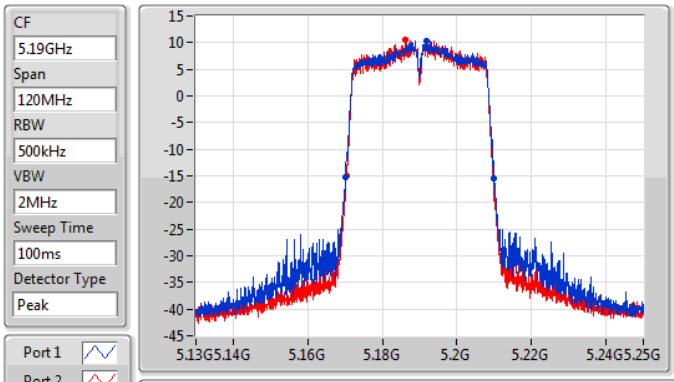

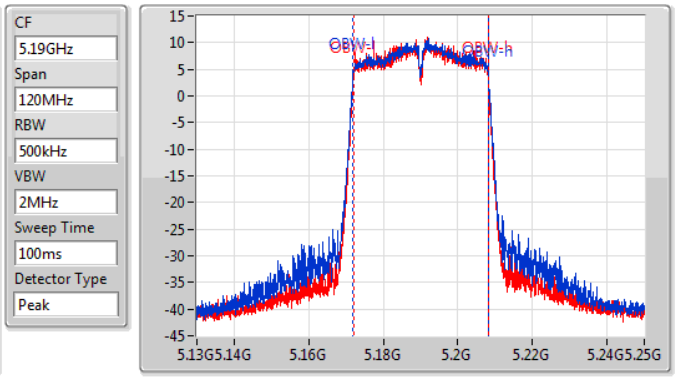

26dB(Hz)	Fl-26dB(Hz)	Fh-26dB(Hz)	OBW(Hz)	Fl-OBW(Hz)	Fh-OBW(Hz)	Limit(Hz)	Port
39.96M	5.17008G	5.21004G	36.282M	5.171949G	5.208231G	Inf	1
39.48M	5.17032G	5.2098G	36.102M	5.172009G	5.208111G	Inf	2

802.11ax HEW40_Nss1,(MCS0)_2TX EBW

5230MHz

26/10/2020

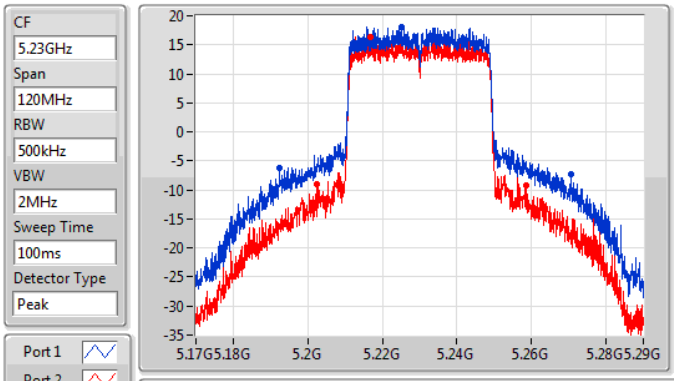

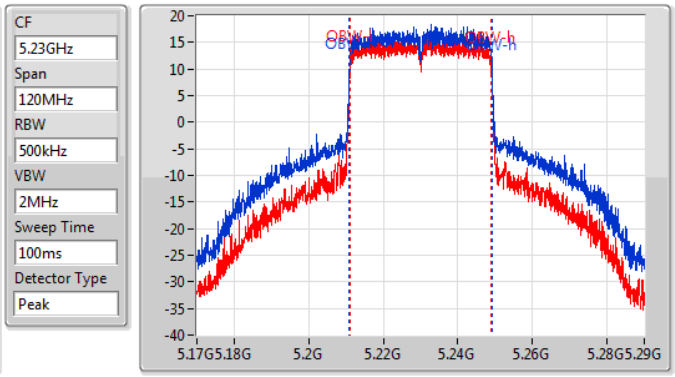

26dB(Hz)	Fl-26dB(Hz)	Fh-26dB(Hz)	OBW(Hz)	Fl-OBW(Hz)	Fh-OBW(Hz)	Limit(Hz)	Port
78.18M	5.19232G	5.2705G	38.261M	5.21093G	5.24919G	Inf	1
55.92M	5.20258G	5.2585G	37.781M	5.211169G	5.248951G	Inf	2

802.11ax HEW40_Nss1,(MCS0)_2TX EBW

5270MHz

26/10/2020

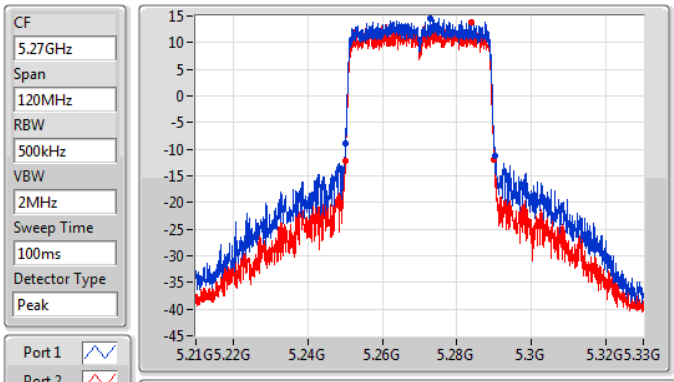

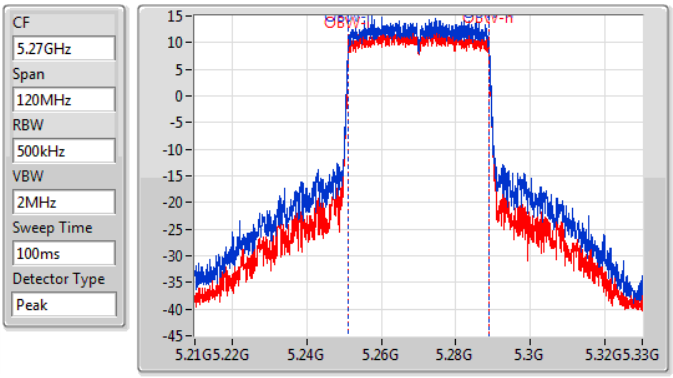

26dB(Hz)	Fl-26dB(Hz)	Fh-26dB(Hz)	OBW(Hz)	Fl-OBW(Hz)	Fh-OBW(Hz)	Limit(Hz)	Port
40.26M	5.25002G	5.29028G	37.661M	5.251229G	5.288891G	Inf	1
40.02M	5.25002G	5.29004G	37.661M	5.251169G	5.288831G	Inf	2

802.11ax HEW40_Nss1,(MCS0)_2TX EBW

5310MHz

26/10/2020

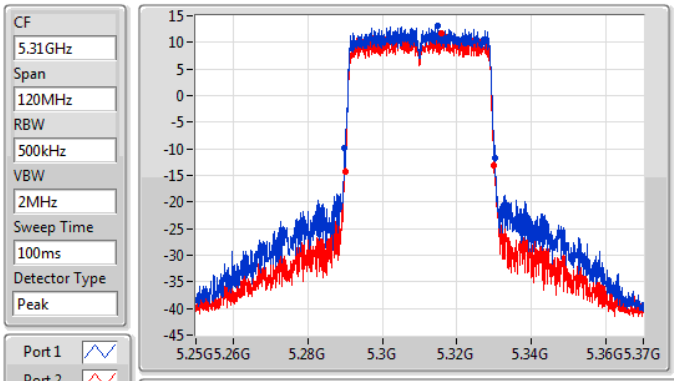

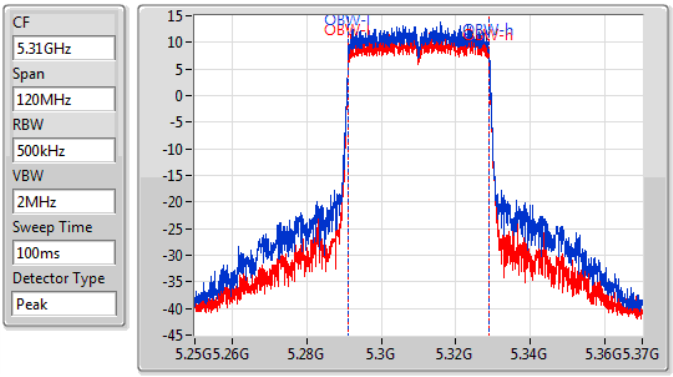

26dB(Hz)	Fl-26dB(Hz)	Fh-26dB(Hz)	OBW(Hz)	Fl-OBW(Hz)	Fh-OBW(Hz)	Limit(Hz)	Port
40.32M	5.28984G	5.33016G	37.661M	5.291229G	5.328891G	Inf	1
40.08M	5.28996G	5.33004G	37.601M	5.291229G	5.328831G	Inf	2

802.11ax HEW40_Nss1,(MCS0)_2TX EBW

5510MHz

26/10/2020

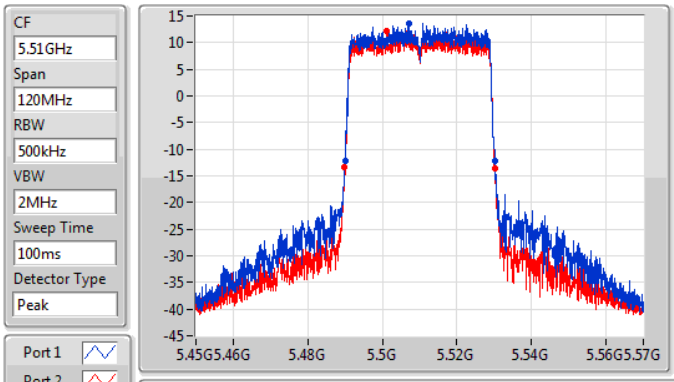

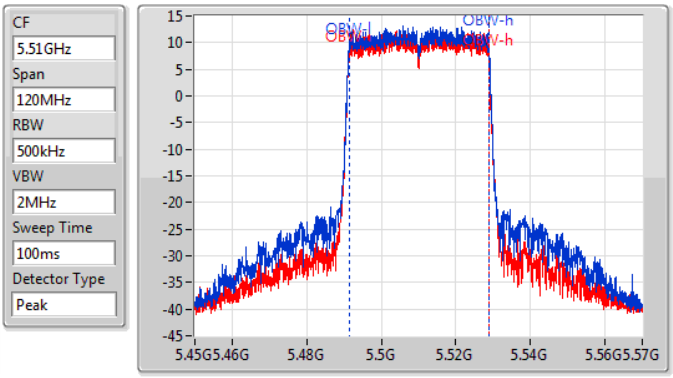

26dB(Hz)	Fl-26dB(Hz)	Fh-26dB(Hz)	OBW(Hz)	Fl-OBW(Hz)	Fh-OBW(Hz)	Limit(Hz)	Port
40.14M	5.48996G	5.5301G	37.601M	5.491289G	5.528891G	Inf	1
40.26M	5.4899G	5.53016G	37.541M	5.491289G	5.528831G	Inf	2

802.11ax HEW40_Nss1,(MCS0)_2TX EBW

5550MHz

26/10/2020

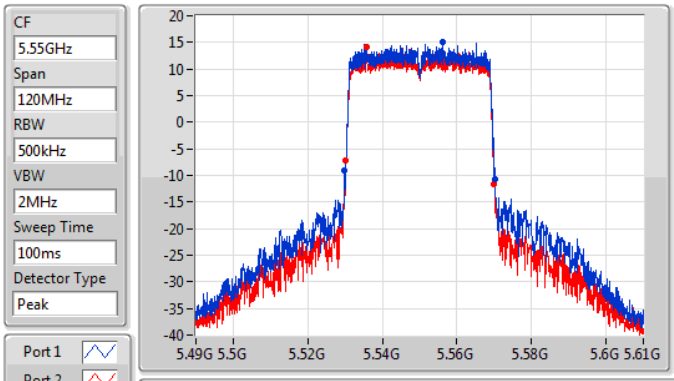

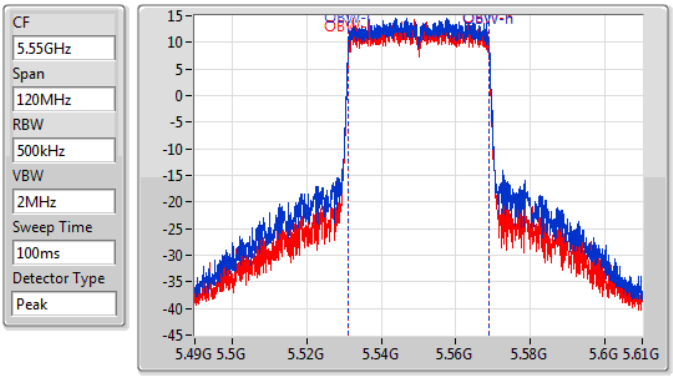

26dB(Hz)	Fl-26dB(Hz)	Fh-26dB(Hz)	OBW(Hz)	Fl-OBW(Hz)	Fh-OBW(Hz)	Limit(Hz)	Port
40.44M	5.52972G	5.57016G	37.661M	5.531229G	5.568891G	Inf	1
39.9M	5.53014G	5.57004G	37.601M	5.531229G	5.568831G	Inf	2

802.11ax HEW40_Nss1,(MCS0)_2TX EBW

5670MHz

26/10/2020

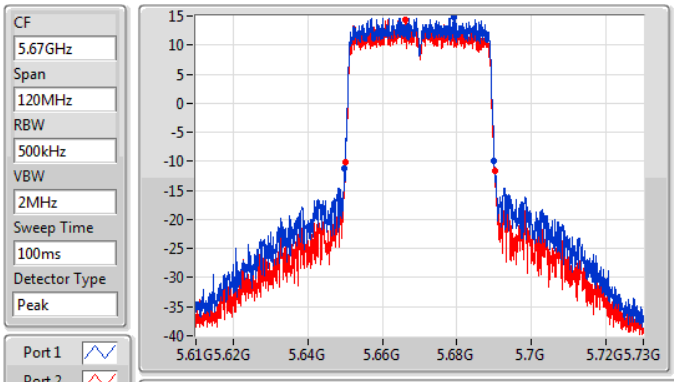

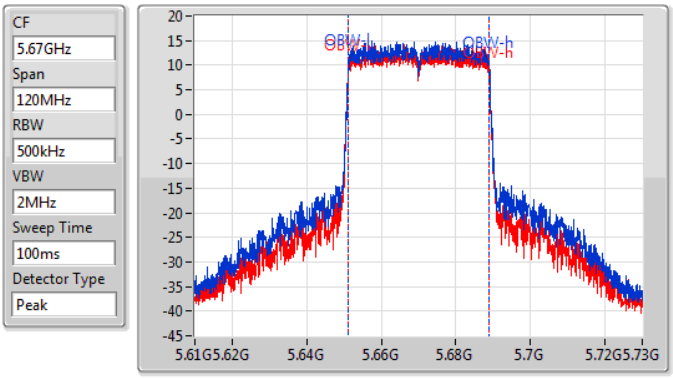

26dB(Hz)	Fl-26dB(Hz)	Fh-26dB(Hz)	OBW(Hz)	Fl-OBW(Hz)	Fh-OBW(Hz)	Limit(Hz)	Port
40.14M	5.6499G	5.69004G	37.661M	5.651229G	5.688891G	Inf	1
40.02M	5.65008G	5.6901G	37.601M	5.651229G	5.688831G	Inf	2

802.11ax HEW40_Nss1,(MCS0)_2TX EBW

5710MHz Straddle 5.47-5.725GHz

26/10/2020

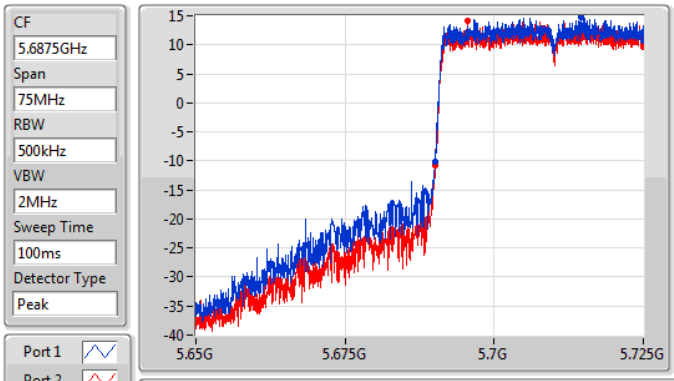

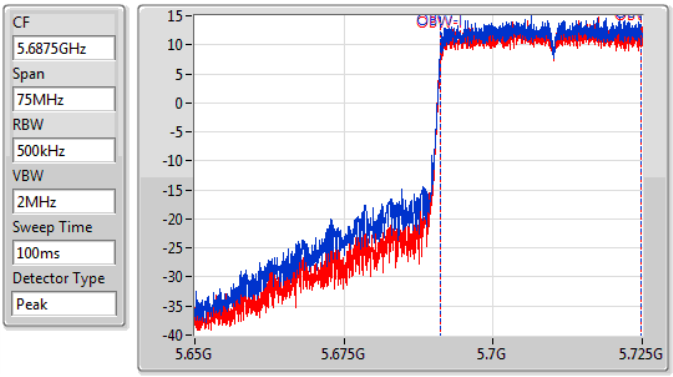

26dB(Hz)	Fl-26dB(Hz)	Fh-26dB(Hz)	OBW(Hz)	Fl-OBW(Hz)	Fh-OBW(Hz)	Limit(Hz)	Port
34.988M	5.690013G	5.725G	33.621M	5.691211G	5.724831G	Inf	1
34.95M	5.69005G	5.725G	33.583M	5.691248G	5.724831G	Inf	2

802.11ax HEW40_Nss1,(MCS0)_2TX EBW

5710MHz Straddle 5.725-5.85GHz

26/10/2020

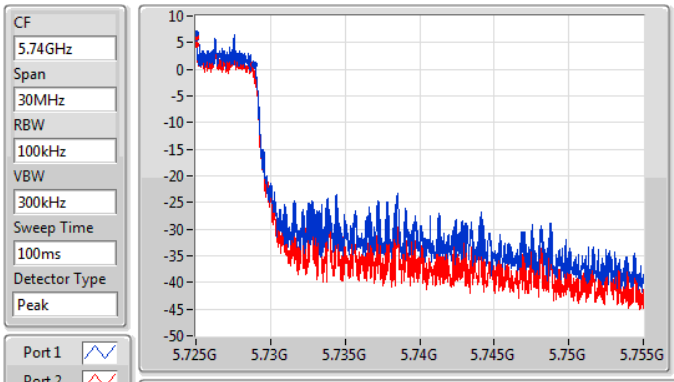

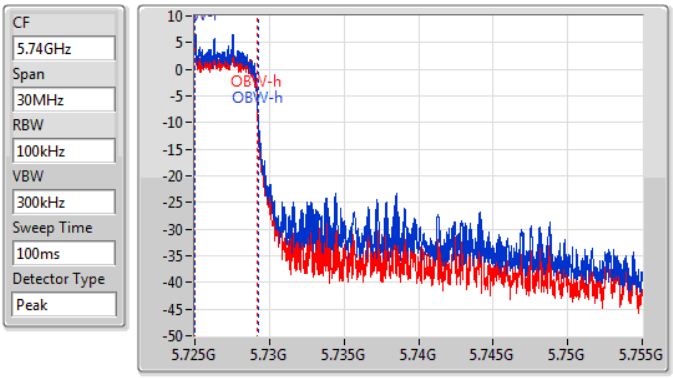

6dB(Hz)	Fl-6dB(Hz)	Fh-6dB(Hz)	OBW(Hz)	Fl-OBW(Hz)	Fh-OBW(Hz)	Limit(Hz)	Port
3.96M	5.725G	5.72896G	4.228M	5.725007G	5.729235G	500k	1
3.855M	5.725G	5.728855G	4.168M	5.725022G	5.72919G	500k	2

802.11ax HEW40_Nss1,(MCS0)_2TX EBW

5755MHz

26/10/2020

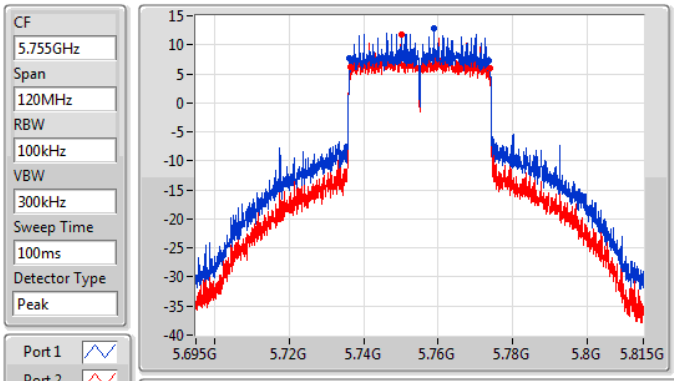

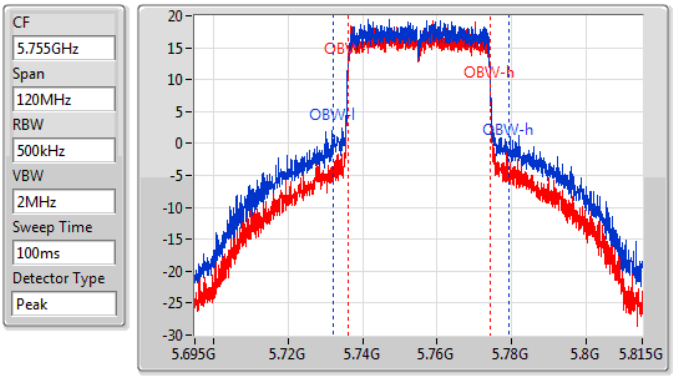

6dB(Hz)	Fl-6dB(Hz)	Fh-6dB(Hz)	OBW(Hz)	Fl-OBW(Hz)	Fh-OBW(Hz)	Limit(Hz)	Port
37.38M	5.73628G	5.77366G	46.897M	5.732211G	5.779108G	500k	1
37.2M	5.73658G	5.77378G	38.261M	5.73599G	5.77425G	500k	2

802.11ax HEW40_Nss1,(MCS0)_2TX EBW

5795MHz

26/10/2020

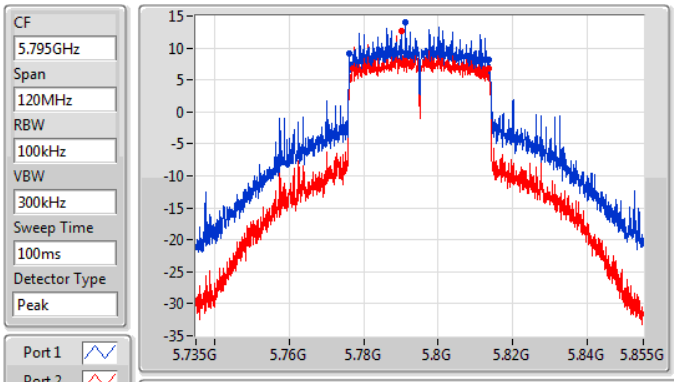

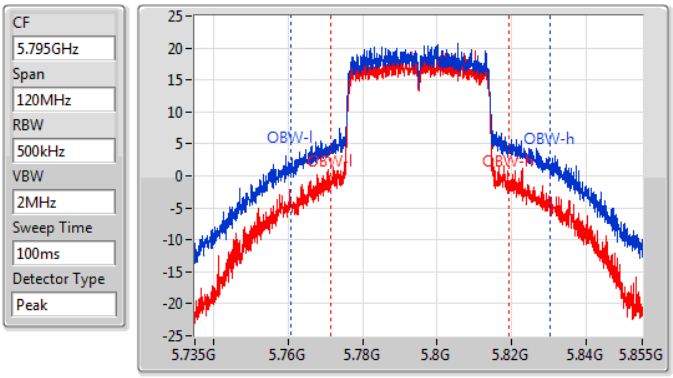

6dB(Hz)	Fl-6dB(Hz)	Fh-6dB(Hz)	OBW(Hz)	Fl-OBW(Hz)	Fh-OBW(Hz)	Limit(Hz)	Port
37.2M	5.77628G	5.81348G	69.565M	5.760757G	5.830322G	500k	1
36.54M	5.777G	5.81354G	47.736M	5.771492G	5.819228G	500k	2

802.11ax HEW80_Nss1,(MCS0)_2TX EBW

5210MHz

26/10/2020

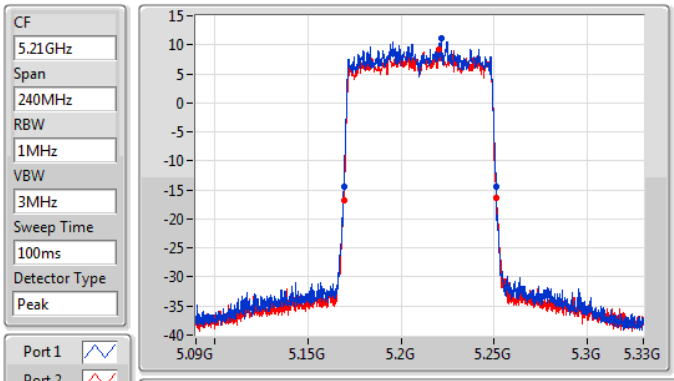

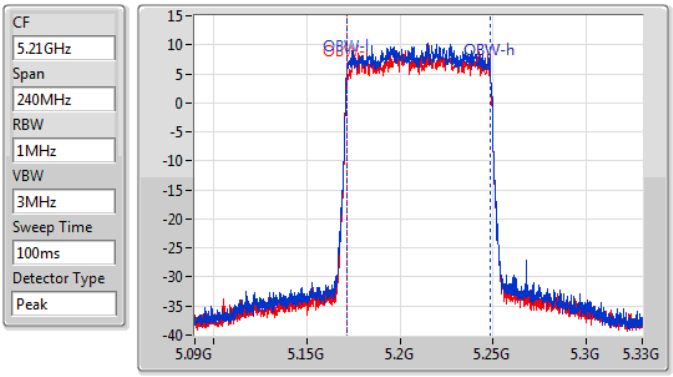

26dB(Hz)	Fl-26dB(Hz)	Fh-26dB(Hz)	OBW(Hz)	Fl-OBW(Hz)	Fh-OBW(Hz)	Limit(Hz)	Port
81.72M	5.16932G	5.25104G	77.001M	5.171499G	5.248501G	Inf	1
81.84M	5.16932G	5.25116G	76.882M	5.171619G	5.248501G	Inf	2

802.11ax HEW80_Nss1,(MCS0)_2TX EBW

5290MHz

26/10/2020

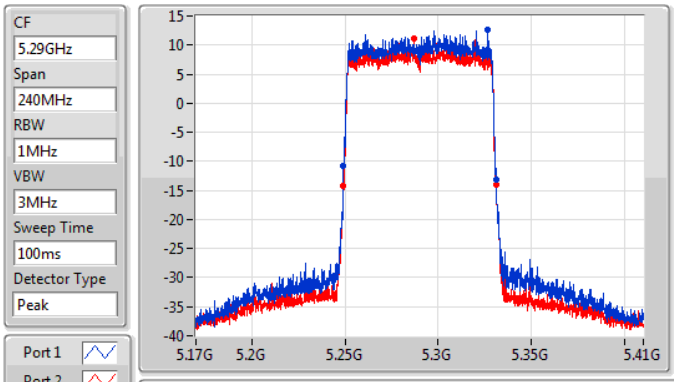

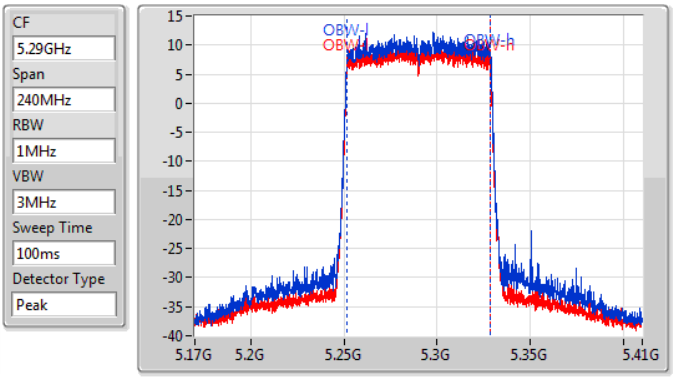

26dB(Hz)	Fl-26dB(Hz)	Fh-26dB(Hz)	OBW(Hz)	Fl-OBW(Hz)	Fh-OBW(Hz)	Limit(Hz)	Port
81.72M	5.2492G	5.33092G	77.121M	5.251619G	5.328741G	Inf	1
81.72M	5.2492G	5.33092G	77.001M	5.251499G	5.328501G	Inf	2

802.11ax HEW80_Nss1,(MCS0)_2TX EBW

5530MHz

26/10/2020

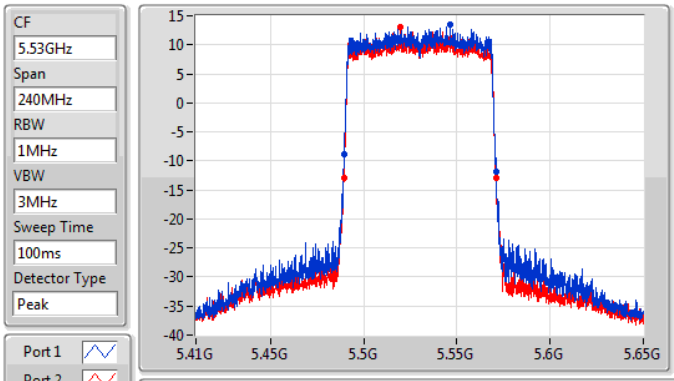

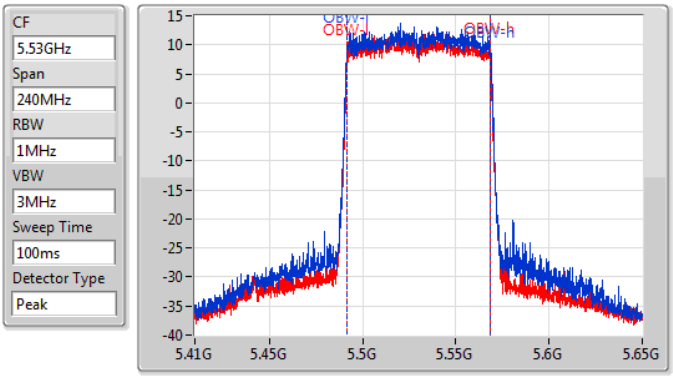

26dB(Hz)	Fl-26dB(Hz)	Fh-26dB(Hz)	OBW(Hz)	Fl-OBW(Hz)	Fh-OBW(Hz)	Limit(Hz)	Port
81.72M	5.48932G	5.57104G	77.121M	5.491499G	5.568621G	Inf	1
81.6M	5.48932G	5.57092G	77.121M	5.491499G	5.568621G	Inf	2

802.11ax HEW80_Nss1,(MCS0)_2TX EBW

5610MHz

26/10/2020

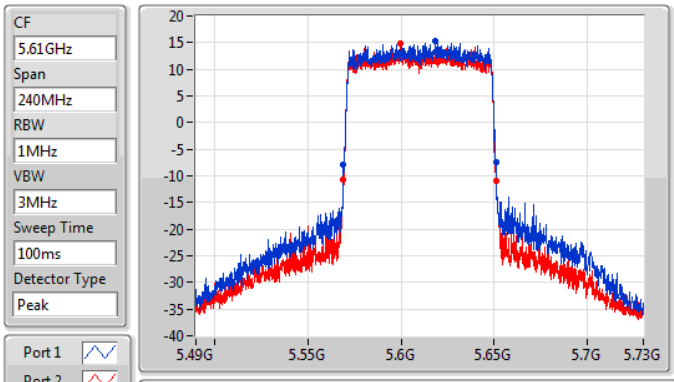

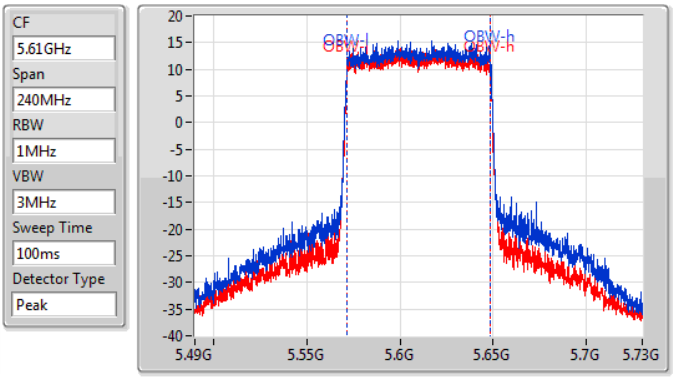

26dB(Hz)	Fl-26dB(Hz)	Fh-26dB(Hz)	OBW(Hz)	Fl-OBW(Hz)	Fh-OBW(Hz)	Limit(Hz)	Port
81.96M	5.56908G	5.65104G	77.241M	5.571499G	5.648741G	Inf	1
81.84M	5.56908G	5.65092G	76.882M	5.571619G	5.648501G	Inf	2

802.11ax HEW80_Nss1,(MCS0)_2TX EBW

5690MHz Straddle 5.47-5.725GHz

26/10/2020

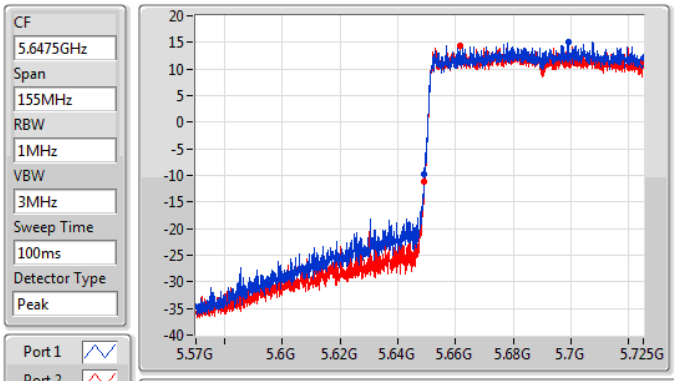

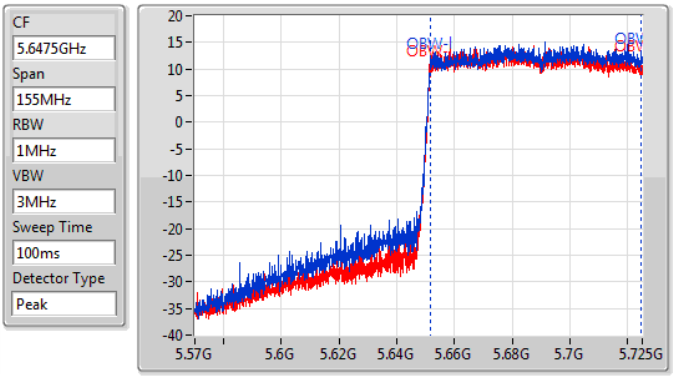

26dB(Hz)	Fl-26dB(Hz)	Fh-26dB(Hz)	OBW(Hz)	Fl-OBW(Hz)	Fh-OBW(Hz)	Limit(Hz)	Port
75.795M	5.649205G	5.725G	73.046M	5.651528G	5.724574G	Inf	1
75.795M	5.649205G	5.725G	72.969M	5.651451G	5.724419G	Inf	2

802.11ax HEW80_Nss1,(MCS0)_2TX EBW

5690MHz Straddle 5.725-5.85GHz

26/10/2020

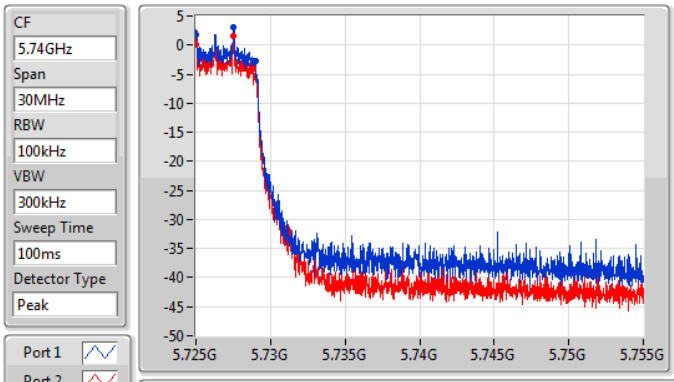

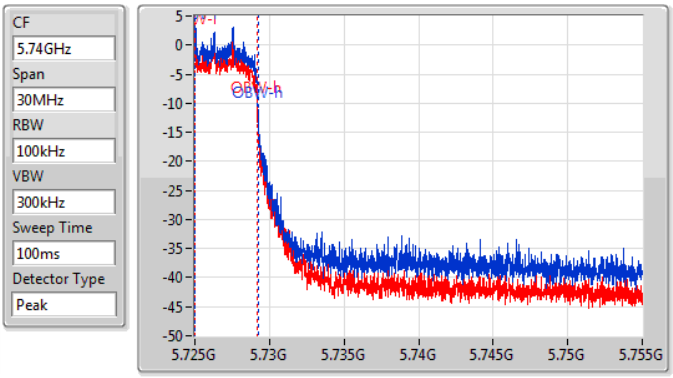

6dB(Hz)	Fl-6dB(Hz)	Fh-6dB(Hz)	OBW(Hz)	Fl-OBW(Hz)	Fh-OBW(Hz)	Limit(Hz)	Port
4.005M	5.725G	5.729005G	4.243M	5.725007G	5.72925G	500k	1
3.855M	5.725G	5.728855G	4.198M	5.725007G	5.729205G	500k	2

802.11ax HEW80_Nss1,(MCS0)_2TX EBW

5775MHz

26/10/2020

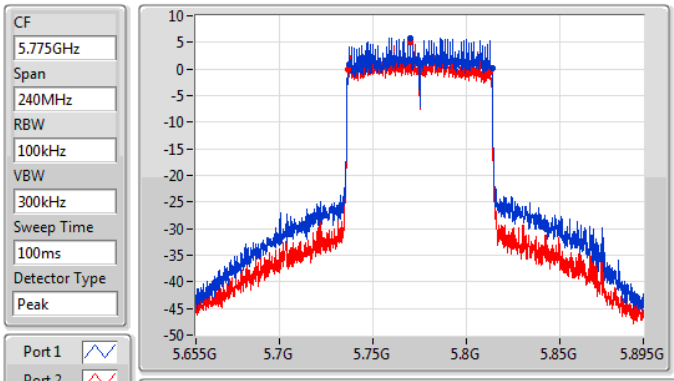

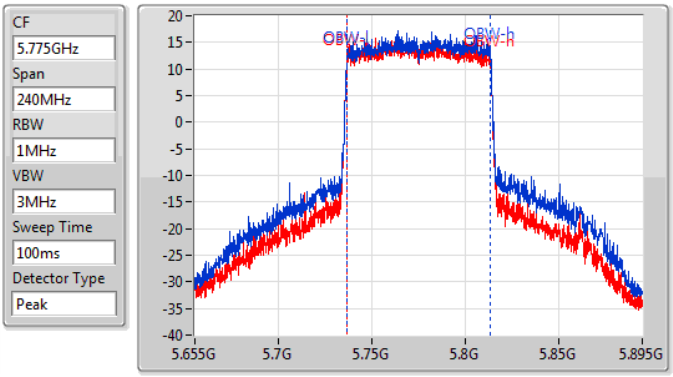

6dB(Hz)	Fl-6dB(Hz)	Fh-6dB(Hz)	OBW(Hz)	Fl-OBW(Hz)	Fh-OBW(Hz)	Limit(Hz)	Port
76.92M	5.73696G	5.81388G	77.241M	5.736499G	5.813741G	500k	1
76.08M	5.73672G	5.8128G	77.121M	5.736499G	5.813621G	500k	2

Summary

Mode	Max-N dB (Hz)	Max-OBW (Hz)	ITU-Code	Min-N dB (Hz)	Min-OBW (Hz)
5.15-5.25GHz	-	-	-	-	-
802.11ac VHT20-BF_Nss1,(MCS0)_2TX	42.33M	25.457M	25M5D1D	22.02M	17.811M
802.11ac VHT40-BF_Nss1,(MCS0)_2TX	82.56M	38.321M	38M3D1D	39.48M	36.162M
802.11ac VHT80-BF_Nss1,(MCS0)_2TX	81.72M	75.442M	75M4D1D	80.88M	75.442M
5.25-5.35GHz	-	-	-	-	-
802.11ac VHT20-BF_Nss1,(MCS0)_2TX	22.35M	17.991M	18M0D1D	21.27M	17.721M
802.11ac VHT40-BF_Nss1,(MCS0)_2TX	45.48M	36.522M	36M5D1D	39.24M	36.102M
802.11ac VHT80-BF_Nss1,(MCS0)_2TX	81.6M	75.562M	75M6D1D	81.12M	75.442M
5.47-5.725GHz	-	-	-	-	-
802.11ac VHT20-BF_Nss1,(MCS0)_2TX	21.84M	17.991M	18M0D1D	15.803M	13.888M
802.11ac VHT40-BF_Nss1,(MCS0)_2TX	40.44M	36.462M	36M5D1D	34.763M	32.984M
802.11ac VHT80-BF_Nss1,(MCS0)_2TX	82.44M	75.802M	75M8D1D	75.95M	72.426M
5.725-5.85GHz	-	-	-	-	-
802.11ac VHT20-BF_Nss1,(MCS0)_2TX	17.58M	34.723M	34M7D1D	3.84M	4.573M
802.11ac VHT40-BF_Nss1,(MCS0)_2TX	36.3M	70.765M	70M8D1D	3.195M	3.778M
802.11ac VHT80-BF_Nss1,(MCS0)_2TX	76.2M	76.642M	76M6D1D	3.195M	4.243M

Max-N dB = Maximum 6dB down bandwidth for 5.725-5.85GHz band / Maximum 26dB down bandwidth for other band;
Max-OBW = Maximum99% occupied bandwidth;
Min-N dB = Minimum 6dB down bandwidth for 5.725-5.85GHz band / Maximum 26dB down bandwidth for other band;
Min-OBW = Minimum 99% occupied bandwidth;

Result

Mode	Result	Limit (Hz)	Port 1-N dB (Hz)	Port 1-OBW (Hz)	Port 2-N dB (Hz)	Port 2-OBW (Hz)
802.11ac VHT20-BF_Nss1,(MCS0)_2TX	-	-	-	-	-	-
5180MHz	Pass	Inf	28.71M	18.021M	22.02M	17.811M
5200MHz	Pass	Inf	42.33M	25.457M	36.9M	19.13M
5240MHz	Pass	Inf	39.78M	19.58M	28.53M	18.111M
5260MHz	Pass	Inf	22.35M	17.991M	21.63M	17.841M
5300MHz	Pass	Inf	21.72M	17.991M	21.54M	17.841M
5320MHz	Pass	Inf	21.39M	17.841M	21.27M	17.721M
5500MHz	Pass	Inf	21.45M	17.811M	21.18M	17.751M
5580MHz	Pass	Inf	21.84M	17.991M	21.63M	17.871M
5700MHz	Pass	Inf	21.63M	17.961M	21.48M	17.841M
5720MHz Straddle 5.47-5.725GHz	Pass	Inf	15.838M	13.941M	15.803M	13.888M
5720MHz Straddle 5.725-5.85GHz	Pass	500k	3.84M	4.633M	3.84M	4.573M
5745MHz	Pass	500k	17.49M	31.784M	17.58M	25.817M
5785MHz	Pass	500k	17.55M	32.444M	17.58M	24.198M
5825MHz	Pass	500k	17.55M	34.723M	17.58M	26.807M
802.11ac VHT40-BF_Nss1,(MCS0)_2TX	-	-	-	-	-	-
5190MHz	Pass	Inf	39.96M	36.342M	39.48M	36.162M
5230MHz	Pass	Inf	82.56M	38.321M	61.26M	36.522M
5270MHz	Pass	Inf	45.48M	36.522M	39.66M	36.342M
5310MHz	Pass	Inf	39.84M	36.342M	39.24M	36.102M
5510MHz	Pass	Inf	40.14M	36.342M	39.48M	36.162M
5550MHz	Pass	Inf	40.44M	36.462M	39.66M	36.282M
5670MHz	Pass	Inf	40.2M	36.462M	39.66M	36.282M
5710MHz Straddle 5.47-5.725GHz	Pass	Inf	35.1M	33.058M	34.763M	32.984M
5710MHz Straddle 5.725-5.85GHz	Pass	500k	3.195M	4.018M	3.21M	3.778M
5755MHz	Pass	500k	36M	49.895M	36.3M	37.001M
5795MHz	Pass	500k	36.3M	70.765M	36.3M	46.657M
802.11ac VHT80-BF_Nss1,(MCS0)_2TX	-	-	-	-	-	-
5210MHz	Pass	Inf	81.72M	75.442M	80.88M	75.442M
5290MHz	Pass	Inf	81.6M	75.562M	81.12M	75.442M
5530MHz	Pass	Inf	81.24M	75.442M	81.12M	75.562M
5610MHz	Pass	Inf	82.44M	75.802M	81.72M	75.682M
5690MHz Straddle 5.47-5.725GHz	Pass	Inf	75.95M	72.504M	76.105M	72.426M
5690MHz Straddle 5.725-5.85GHz	Pass	500k	3.195M	4.813M	3.21M	4.243M
5775MHz	Pass	500k	75.36M	76.642M	76.2M	76.042M

Port X-N dB = Port **X** 6dB down bandwidth for 5.725-5.85GHz band / 26dB down bandwidth for other band
Port X-OBW = Port **X** 99% occupied bandwidth;

802.11ac VHT20-BF_Nss1,(MCS0)_2TX EBW

5180MHz

04/11/2020

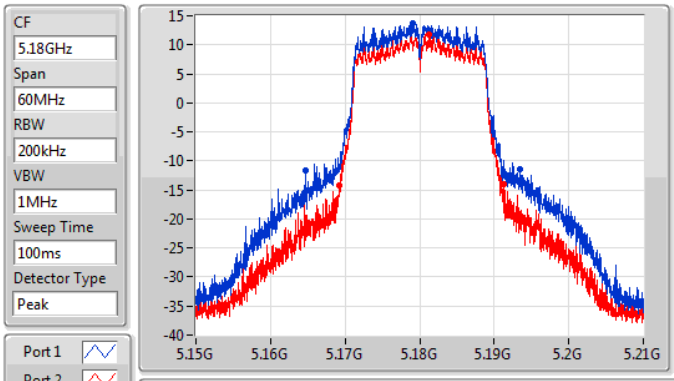

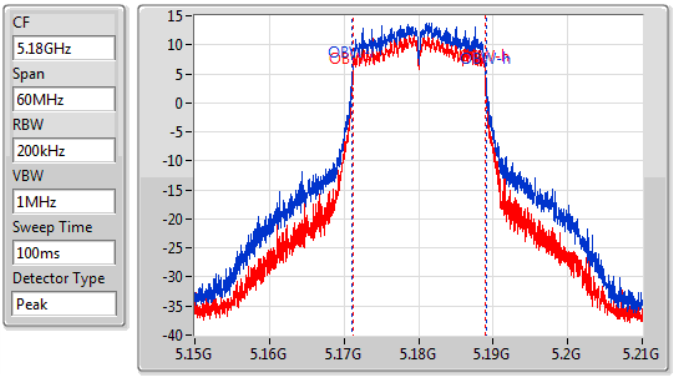

26dB(Hz)	Fl-26dB(Hz)	Fh-26dB(Hz)	OBW(Hz)	Fl-OBW(Hz)	Fh-OBW(Hz)	Limit(Hz)	Port
28.71M	5.16476G	5.19347G	18.021M	5.171034G	5.189055G	Inf	1
22.02M	5.16926G	5.19128G	17.811M	5.171154G	5.188966G	Inf	2

802.11ac VHT20-BF_Nss1,(MCS0)_2TX EBW

5200MHz

04/11/2020

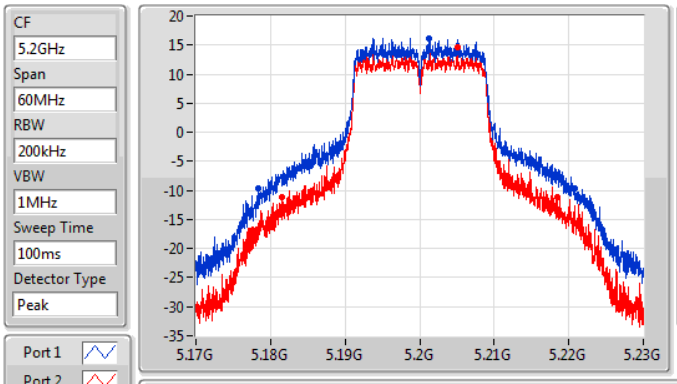

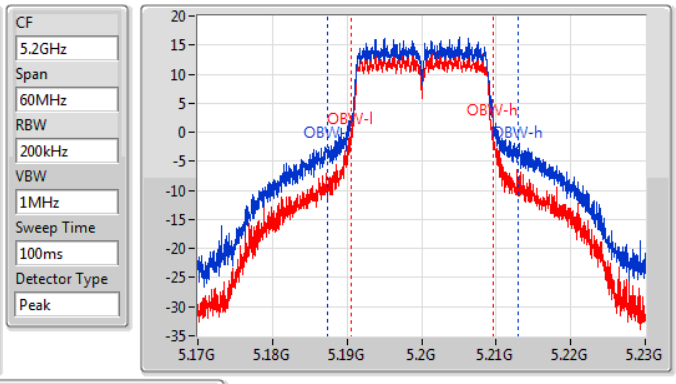

26dB(Hz)	Fl-26dB(Hz)	Fh-26dB(Hz)	OBW(Hz)	Fl-OBW(Hz)	Fh-OBW(Hz)	Limit(Hz)	Port
42.33M	5.17843G	5.22076G	25.457M	5.187436G	5.212894G	Inf	1
36.9M	5.18161G	5.21851G	19.13M	5.190495G	5.209625G	Inf	2

802.11ac VHT20-BF_Nss1,(MCS0)_2TX EBW

5240MHz

04/11/2020

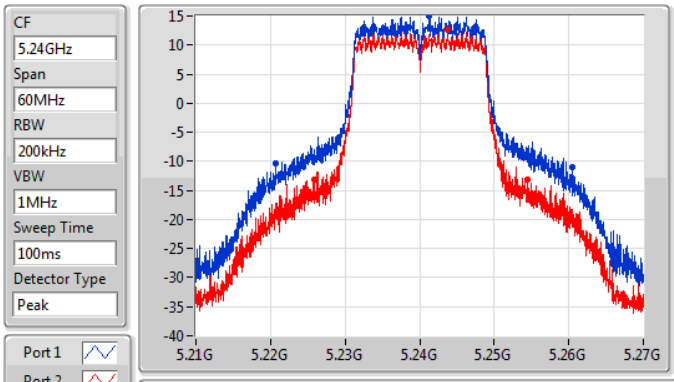

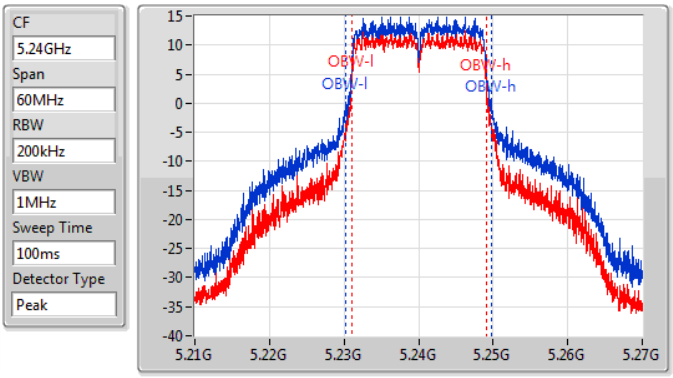

26dB(Hz)	Fl-26dB(Hz)	Fh-26dB(Hz)	OBW(Hz)	Fl-OBW(Hz)	Fh-OBW(Hz)	Limit(Hz)	Port
39.78M	5.22065G	5.26043G	19.58M	5.230255G	5.249835G	Inf	1
28.53M	5.22593G	5.25446G	18.111M	5.231004G	5.249115G	Inf	2

802.11ac VHT20-BF_Nss1,(MCS0)_2TX EBW

5260MHz

04/11/2020

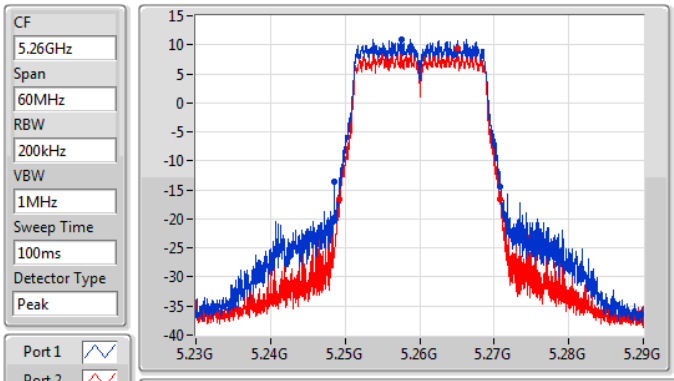

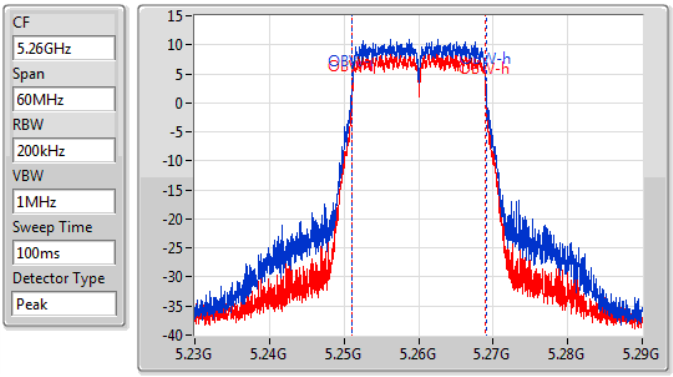

26dB(Hz)	Fl-26dB(Hz)	Fh-26dB(Hz)	OBW(Hz)	Fl-OBW(Hz)	Fh-OBW(Hz)	Limit(Hz)	Port
22.35M	5.24851G	5.27086G	17.991M	5.251034G	5.269025G	Inf	1
21.63M	5.2492G	5.27083G	17.841M	5.251124G	5.268966G	Inf	2

802.11ac VHT20-BF_Nss1,(MCS0)_2TX EBW

5300MHz

04/11/2020

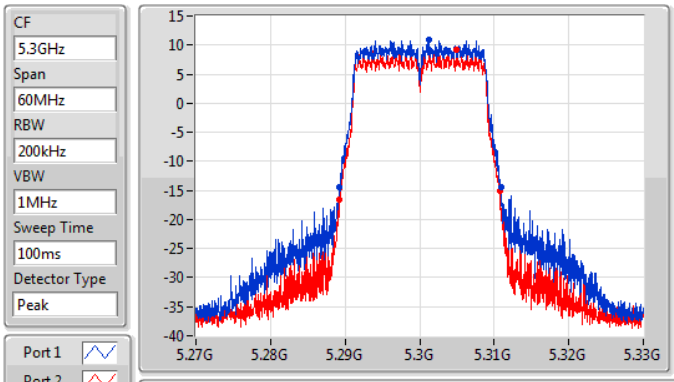

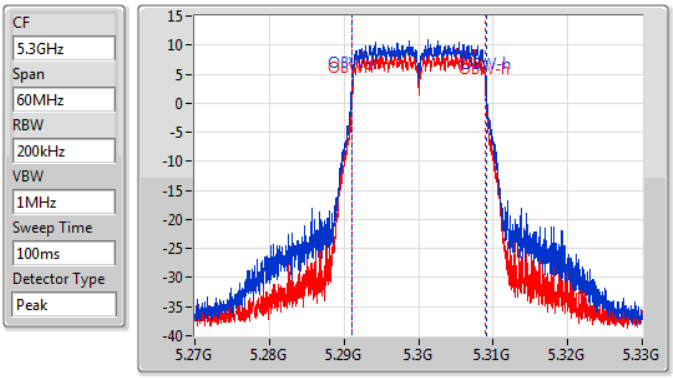

26dB(Hz)	Fl-26dB(Hz)	Fh-26dB(Hz)	OBW(Hz)	Fl-OBW(Hz)	Fh-OBW(Hz)	Limit(Hz)	Port
21.72M	5.28917G	5.31089G	17.991M	5.291064G	5.309055G	Inf	1
21.54M	5.28929G	5.31083G	17.841M	5.291124G	5.308966G	Inf	2

802.11ac VHT20-BF_Nss1,(MCS0)_2TX EBW

5320MHz

04/11/2020

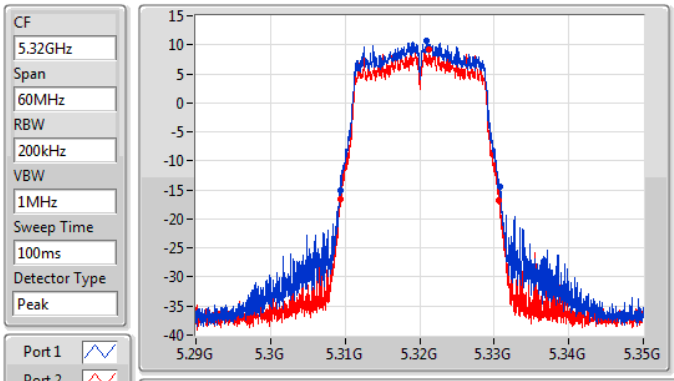

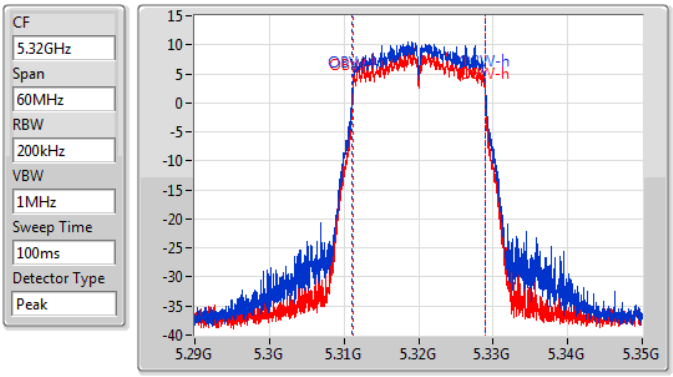

26dB(Hz)	Fl-26dB(Hz)	Fh-26dB(Hz)	OBW(Hz)	Fl-OBW(Hz)	Fh-OBW(Hz)	Limit(Hz)	Port
21.39M	5.30938G	5.33077G	17.841M	5.311124G	5.328966G	Inf	1
21.27M	5.30941G	5.33068G	17.721M	5.311184G	5.328906G	Inf	2

802.11ac VHT20-BF_Nss1,(MCS0)_2TX EBW

5500MHz

04/11/2020

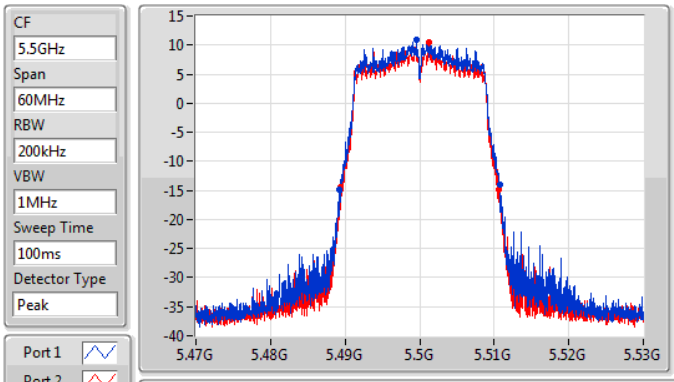

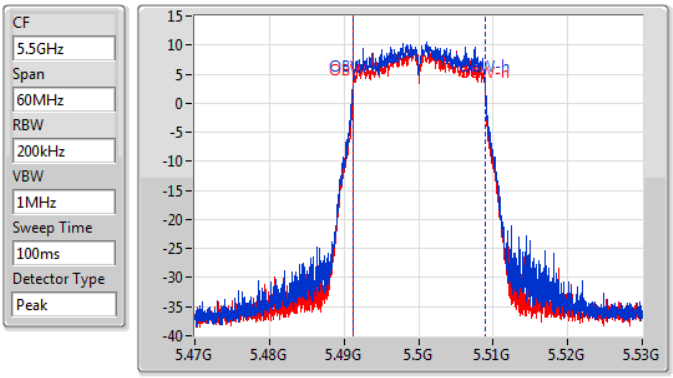

26dB(Hz)	Fl-26dB(Hz)	Fh-26dB(Hz)	OBW(Hz)	Fl-OBW(Hz)	Fh-OBW(Hz)	Limit(Hz)	Port
21.45M	5.48929G	5.51074G	17.811M	5.491154G	5.508966G	Inf	1
21.18M	5.48947G	5.51065G	17.751M	5.491184G	5.508936G	Inf	2

802.11ac VHT20-BF_Nss1,(MCS0)_2TX EBW

5580MHz

04/11/2020

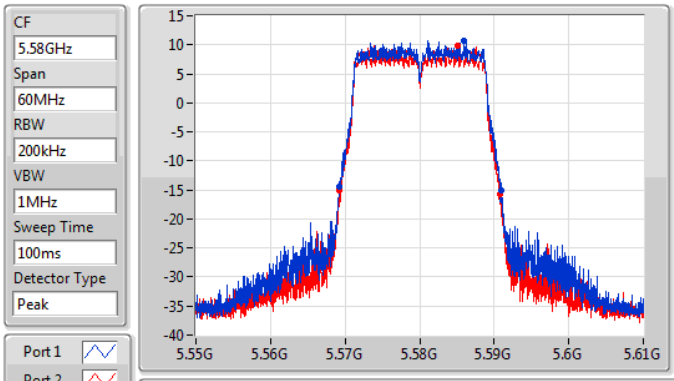

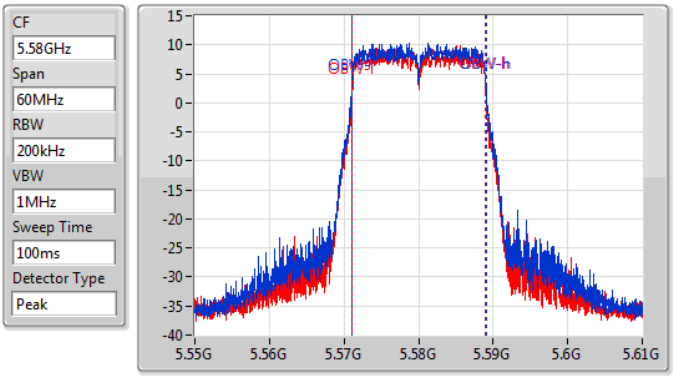

26dB(Hz)	Fl-26dB(Hz)	Fh-26dB(Hz)	OBW(Hz)	Fl-OBW(Hz)	Fh-OBW(Hz)	Limit(Hz)	Port
21.84M	5.56914G	5.59098G	17.991M	5.571064G	5.589055G	Inf	1
21.63M	5.56923G	5.59086G	17.871M	5.571094G	5.588966G	Inf	2

802.11ac VHT20-BF_Nss1,(MCS0)_2TX EBW

5700MHz

04/11/2020

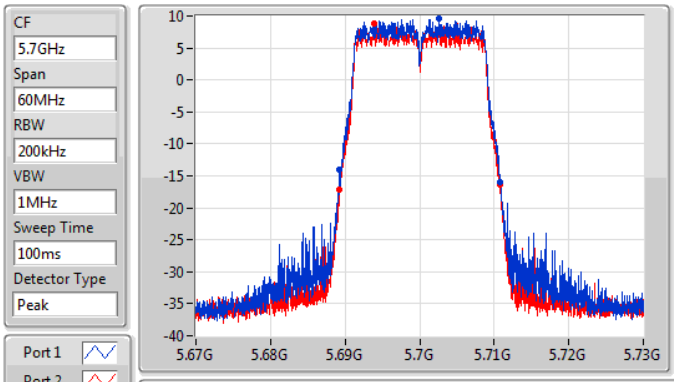

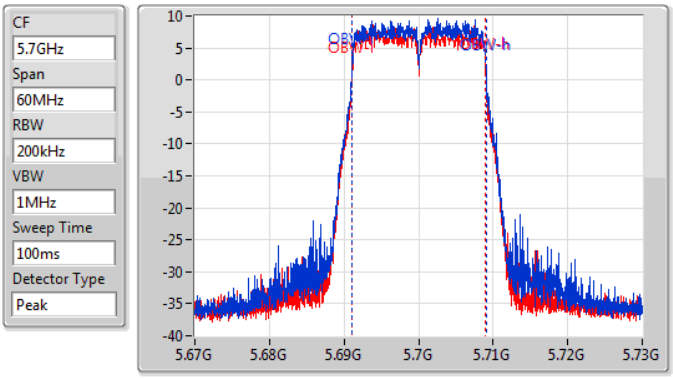

26dB(Hz)	Fl-26dB(Hz)	Fh-26dB(Hz)	OBW(Hz)	Fl-OBW(Hz)	Fh-OBW(Hz)	Limit(Hz)	Port
21.63M	5.68923G	5.71086G	17.961M	5.691064G	5.709025G	Inf	1
21.48M	5.68926G	5.71074G	17.841M	5.691124G	5.708966G	Inf	2

802.11ac VHT20-BF_Nss1,(MCS0)_2TX EBW

5720MHz Straddle 5.47-5.725GHz

04/11/2020

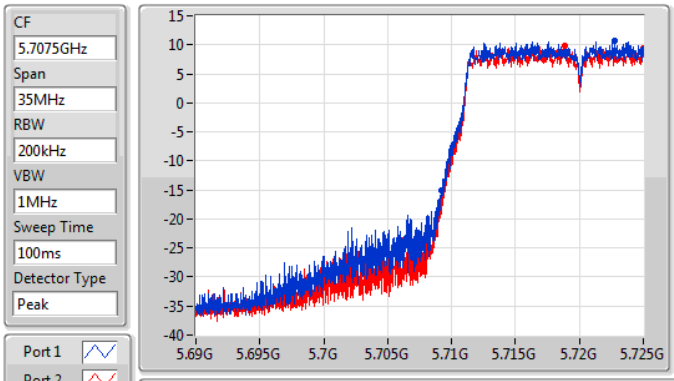

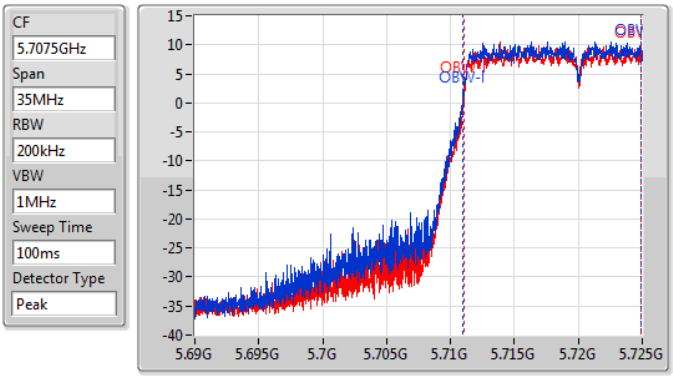

26dB(Hz)	Fl-26dB(Hz)	Fh-26dB(Hz)	OBW(Hz)	Fl-OBW(Hz)	Fh-OBW(Hz)	Limit(Hz)	Port
15.838M	5.709163G	5.725G	13.941M	5.710981G	5.724921G	Inf	1
15.803M	5.709198G	5.725G	13.888M	5.711051G	5.724939G	Inf	2

802.11ac VHT20-BF_Nss1,(MCS0)_2TX EBW

5720MHz Straddle 5.725-5.85GHz

04/11/2020

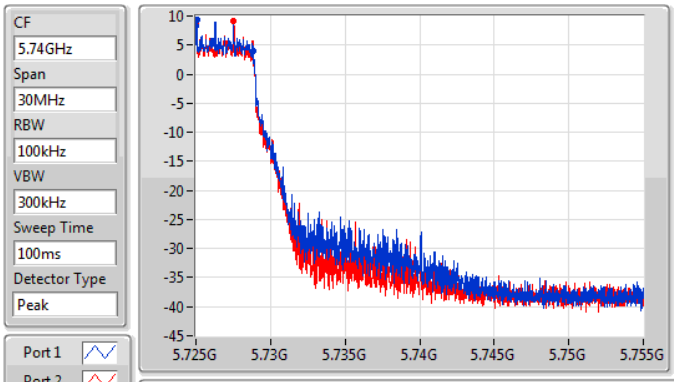

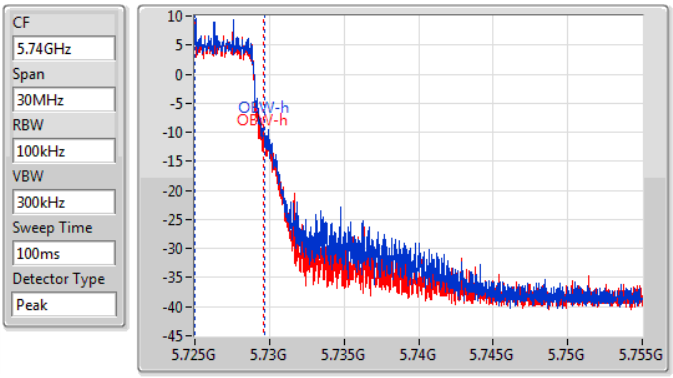

6dB(Hz)	Fl-6dB(Hz)	Fh-6dB(Hz)	OBW(Hz)	Fl-OBW(Hz)	Fh-OBW(Hz)	Limit(Hz)	Port
3.84M	5.725G	5.72884G	4.633M	5.725022G	5.729655G	500k	1
3.84M	5.725G	5.72884G	4.573M	5.725007G	5.72958G	500k	2

802.11ac VHT20-BF_Nss1,(MCS0)_2TX EBW

5745MHz

04/11/2020

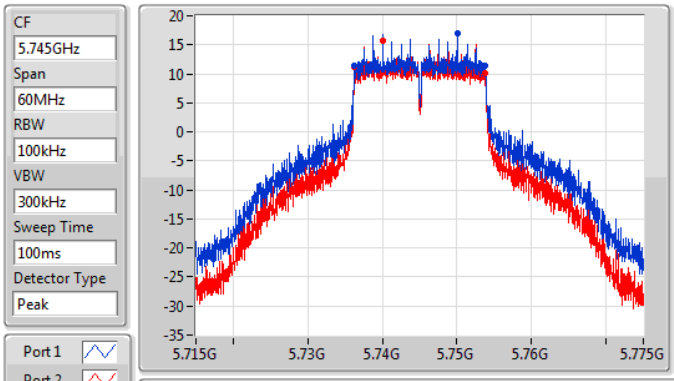

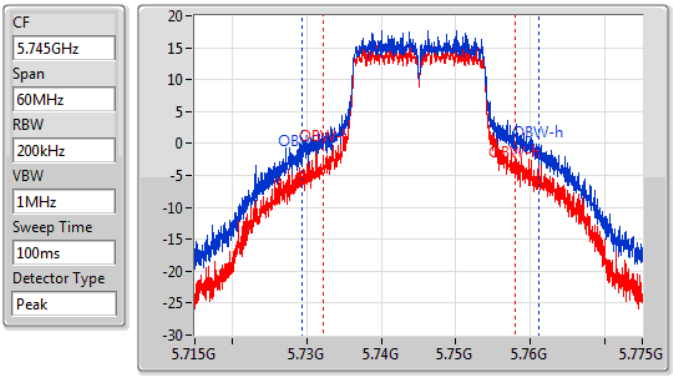

6dB(Hz)	Fl-6dB(Hz)	Fh-6dB(Hz)	OBW(Hz)	Fl-OBW(Hz)	Fh-OBW(Hz)	Limit(Hz)	Port
17.49M	5.7363G	5.75379G	31.784M	5.729318G	5.761102G	500k	1
17.58M	5.73627G	5.75385G	25.817M	5.732196G	5.758013G	500k	2

802.11ac VHT20-BF_Nss1,(MCS0)_2TX EBW

5785MHz

04/11/2020

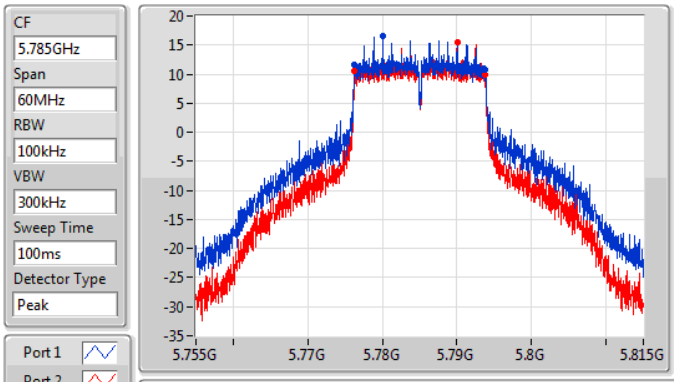

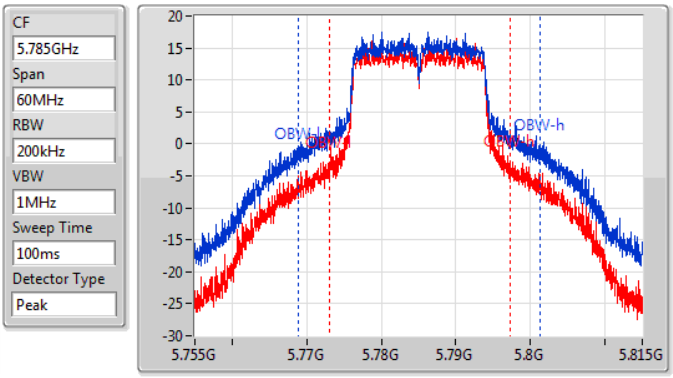

6dB(Hz)	Fl-6dB(Hz)	Fh-6dB(Hz)	OBW(Hz)	Fl-OBW(Hz)	Fh-OBW(Hz)	Limit(Hz)	Port
17.55M	5.7763G	5.79385G	32.444M	5.768898G	5.801342G	500k	1
17.58M	5.77627G	5.79385G	24.198M	5.773126G	5.797324G	500k	2

802.11ac VHT20-BF_Nss1,(MCS0)_2TX EBW

5825MHz

04/11/2020

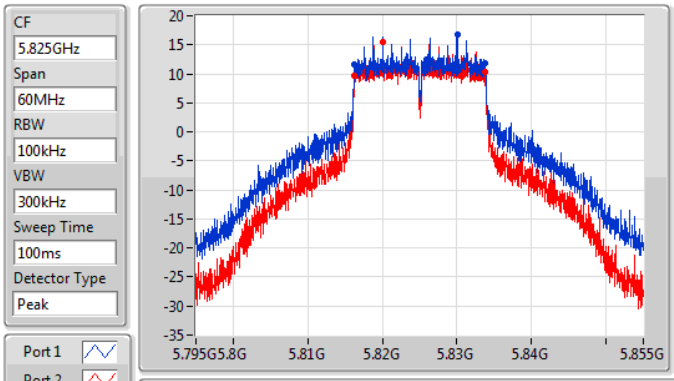

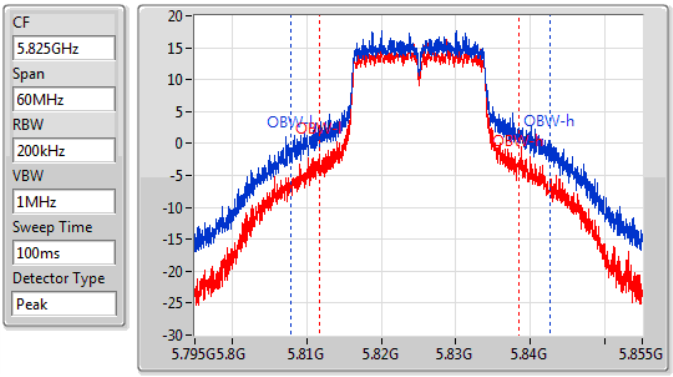

6dB(Hz)	Fl-6dB(Hz)	Fh-6dB(Hz)	OBW(Hz)	Fl-OBW(Hz)	Fh-OBW(Hz)	Limit(Hz)	Port
17.55M	5.81627G	5.83382G	34.723M	5.807849G	5.842571G	500k	1
17.58M	5.81627G	5.83385G	26.807M	5.811717G	5.838523G	500k	2

802.11ac VHT40-BF_Nss1,(MCS0)_2TX EBW

5190MHz

04/11/2020

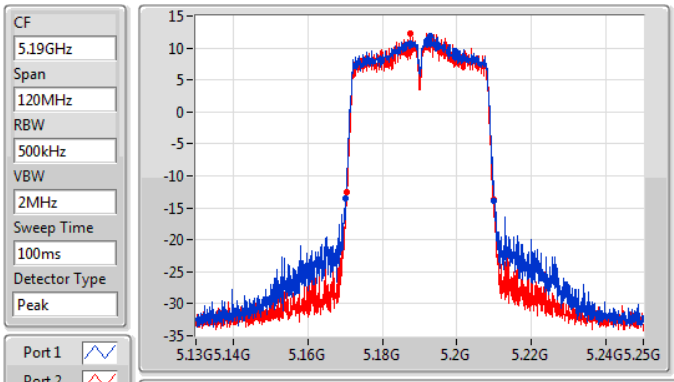

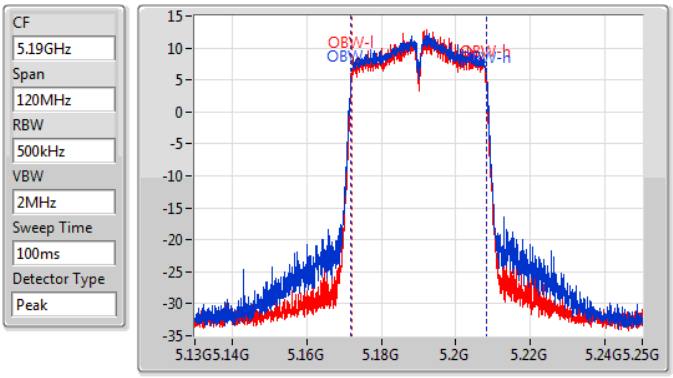

26dB(Hz)	Fl-26dB(Hz)	Fh-26dB(Hz)	OBW(Hz)	Fl-OBW(Hz)	Fh-OBW(Hz)	Limit(Hz)	Port
39.96M	5.17008G	5.21004G	36.342M	5.171889G	5.208231G	Inf	1
39.48M	5.17038G	5.20986G	36.162M	5.172009G	5.208171G	Inf	2

802.11ac VHT40-BF_Nss1,(MCS0)_2TX EBW

5230MHz

04/11/2020

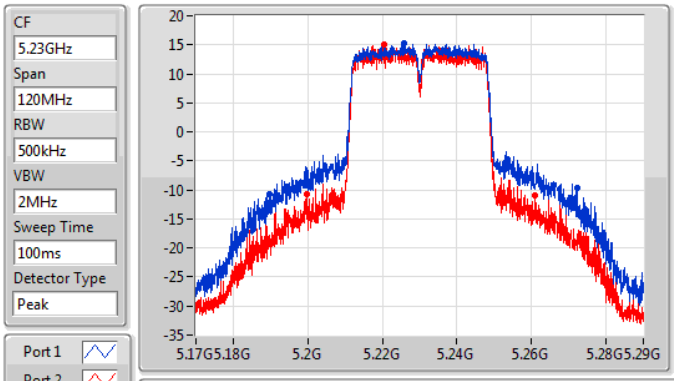

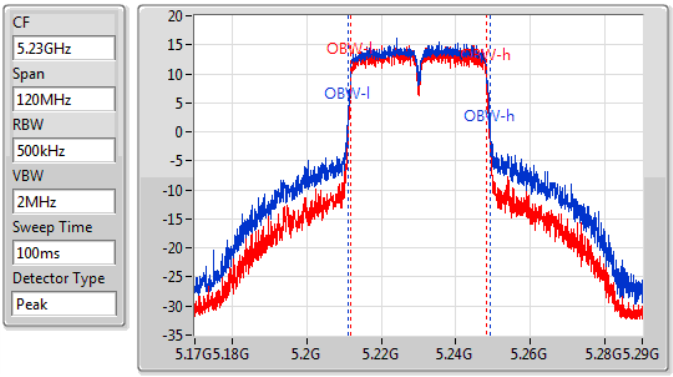

26dB(Hz)	Fl-26dB(Hz)	Fh-26dB(Hz)	OBW(Hz)	Fl-OBW(Hz)	Fh-OBW(Hz)	Limit(Hz)	Port
82.56M	5.18974G	5.2723G	38.321M	5.211049G	5.24937G	Inf	1
61.26M	5.1997G	5.26096G	36.522M	5.211769G	5.248291G	Inf	2

802.11ac VHT40-BF_Nss1,(MCS0)_2TX

EBW

5270MHz

04/11/2020

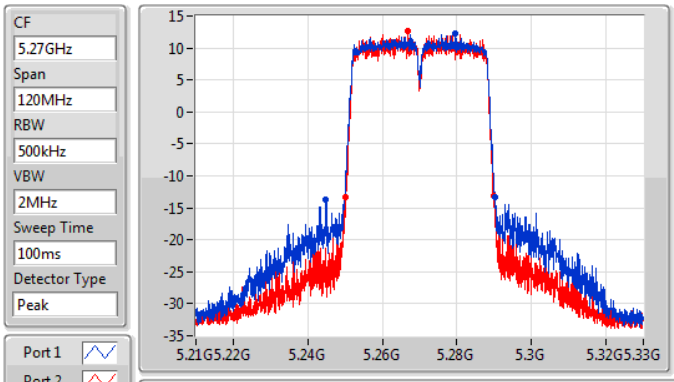

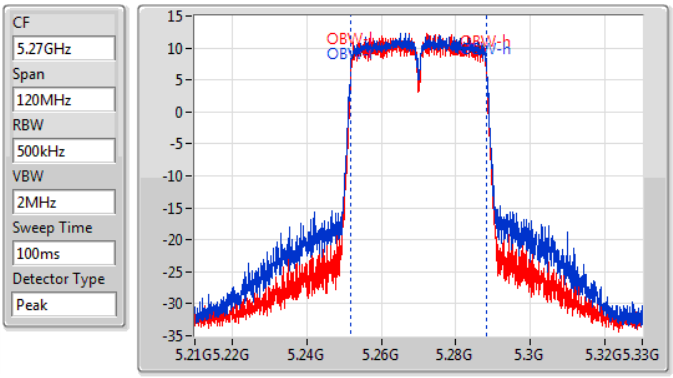

26dB(Hz)	Fl-26dB(Hz)	Fh-26dB(Hz)	OBW(Hz)	Fl-OBW(Hz)	Fh-OBW(Hz)	Limit(Hz)	Port
45.48M	5.24468G	5.29016G	36.522M	5.251769G	5.288291G	Inf	1
39.66M	5.25026G	5.28992G	36.342M	5.251889G	5.288231G	Inf	2

802.11ac VHT40-BF_Nss1,(MCS0)_2TX

EBW

5310MHz

04/11/2020

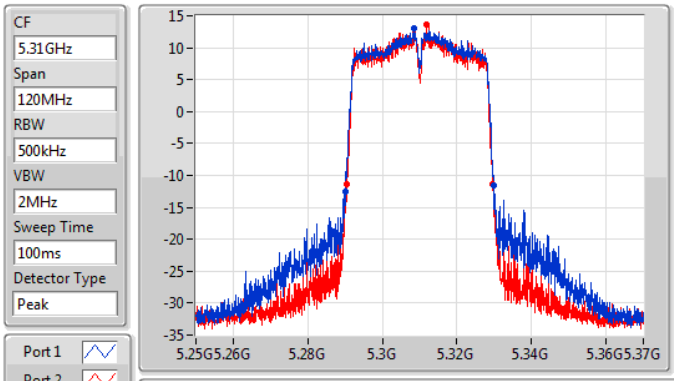

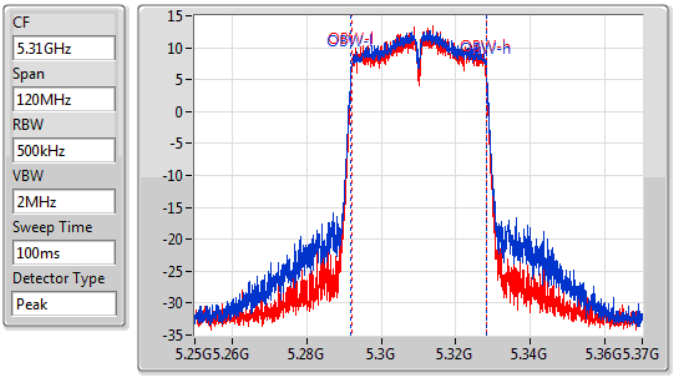

26dB(Hz)	Fl-26dB(Hz)	Fh-26dB(Hz)	OBW(Hz)	Fl-OBW(Hz)	Fh-OBW(Hz)	Limit(Hz)	Port
39.84M	5.29008G	5.32992G	36.342M	5.291889G	5.328231G	Inf	1
39.24M	5.29044G	5.32968G	36.102M	5.292009G	5.328111G	Inf	2

802.11ac VHT40-BF_Nss1,(MCS0)_2TX EBW

5510MHz

04/11/2020

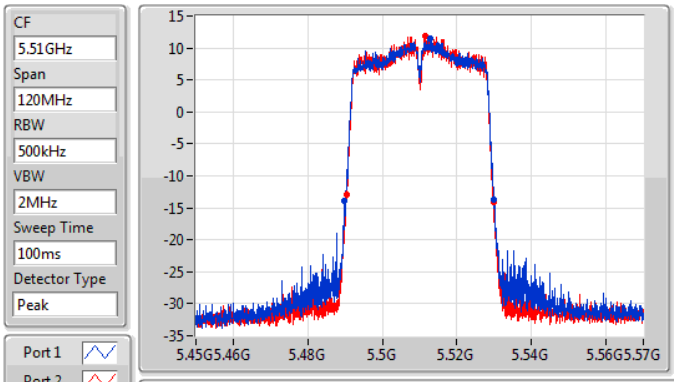

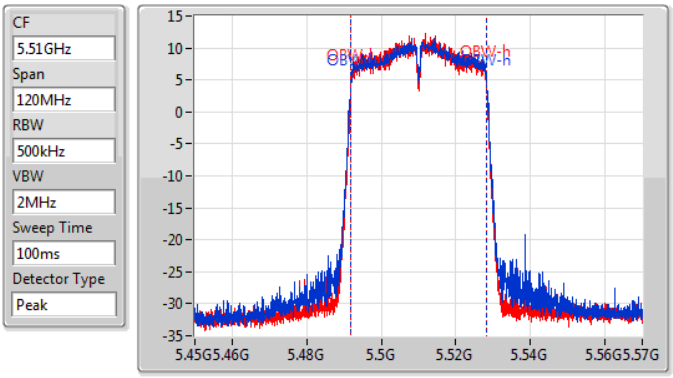

26dB(Hz)	Fl-26dB(Hz)	Fh-26dB(Hz)	OBW(Hz)	Fl-OBW(Hz)	Fh-OBW(Hz)	Limit(Hz)	Port
40.14M	5.4899G	5.53004G	36.342M	5.491889G	5.528231G	Inf	1
39.48M	5.49032G	5.5298G	36.162M	5.491949G	5.528111G	Inf	2

802.11ac VHT40-BF_Nss1,(MCS0)_2TX EBW

5550MHz

04/11/2020

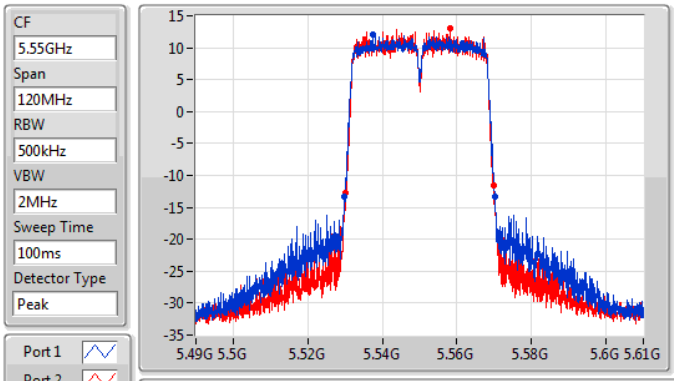

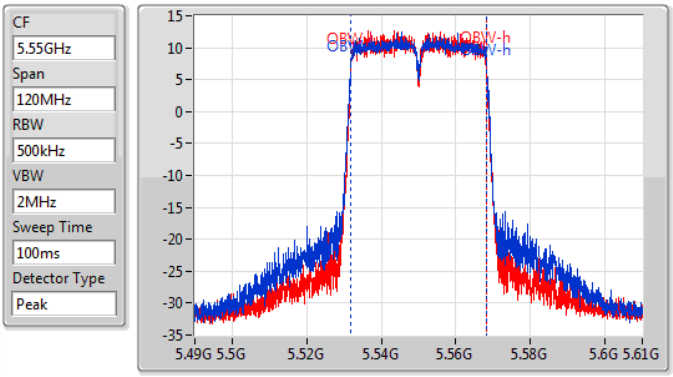

26dB(Hz)	Fl-26dB(Hz)	Fh-26dB(Hz)	OBW(Hz)	Fl-OBW(Hz)	Fh-OBW(Hz)	Limit(Hz)	Port
40.44M	5.52984G	5.57028G	36.462M	5.531829G	5.568291G	Inf	1
39.66M	5.53026G	5.56992G	36.282M	5.531889G	5.568171G	Inf	2

802.11ac VHT40-BF_Nss1,(MCS0)_2TX EBW

5670MHz

04/11/2020

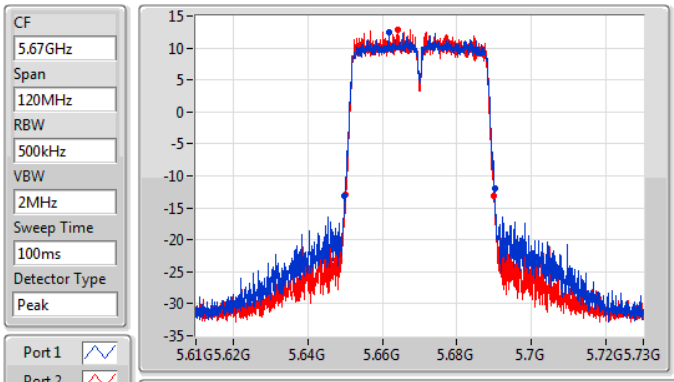

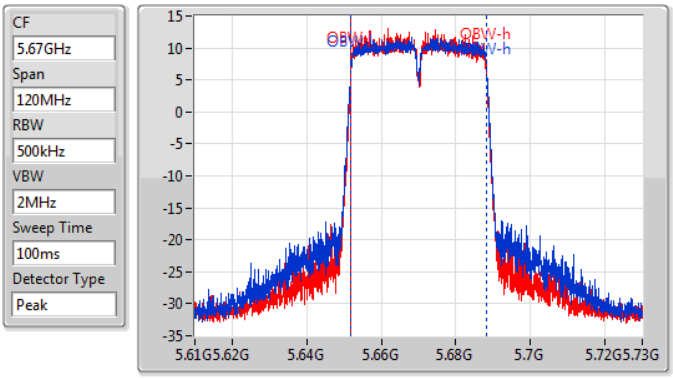

26dB(Hz)	Fl-26dB(Hz)	Fh-26dB(Hz)	OBW(Hz)	Fl-OBW(Hz)	Fh-OBW(Hz)	Limit(Hz)	Port
40.2M	5.6499G	5.6901G	36.462M	5.651829G	5.688291G	Inf	1
39.66M	5.6502G	5.68986G	36.282M	5.651889G	5.688171G	Inf	2

802.11ac VHT40-BF_Nss1,(MCS0)_2TX EBW

5710MHz Straddle 5.47-5.725GHz

04/11/2020

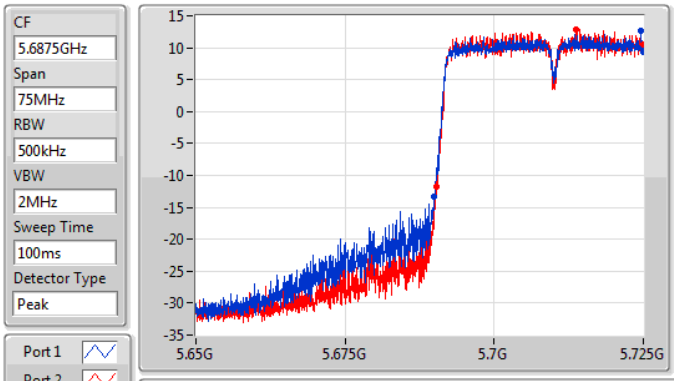

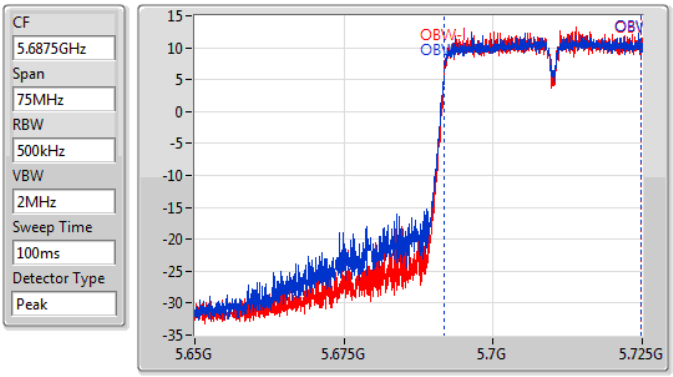

26dB(Hz)	Fl-26dB(Hz)	Fh-26dB(Hz)	OBW(Hz)	Fl-OBW(Hz)	Fh-OBW(Hz)	Limit(Hz)	Port
35.1M	5.6899G	5.725G	33.058M	5.691773G	5.724831G	Inf	1
34.763M	5.690238G	5.725G	32.984M	5.691848G	5.724831G	Inf	2

802.11ac VHT40-BF_Nss1,(MCS0)_2TX EBW

5710MHz Straddle 5.725-5.85GHz

04/11/2020

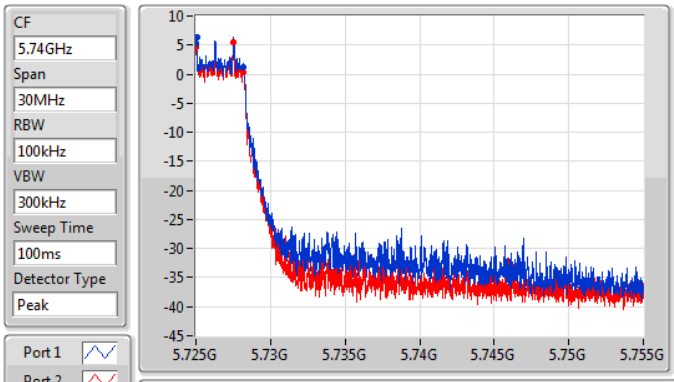

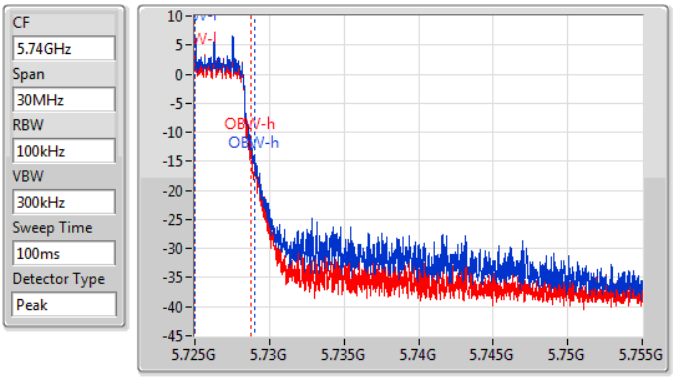

6dB(Hz)	Fl-6dB(Hz)	Fh-6dB(Hz)	OBW(Hz)	Fl-OBW(Hz)	Fh-OBW(Hz)	Limit(Hz)	Port
3.195M	5.725G	5.728195G	4.018M	5.725007G	5.729025G	500k	1
3.21M	5.725G	5.72821G	3.778M	5.725007G	5.728786G	500k	2

802.11ac VHT40-BF_Nss1,(MCS0)_2TX EBW

5755MHz

04/11/2020

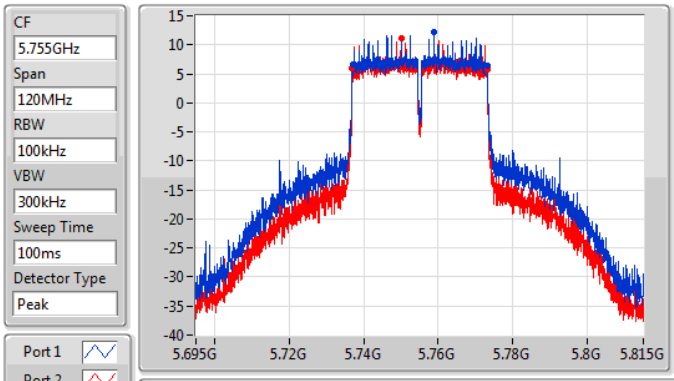

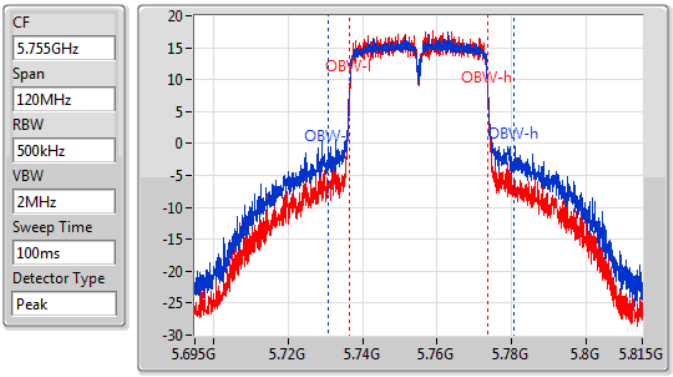

6dB(Hz)	Fl-6dB(Hz)	Fh-6dB(Hz)	OBW(Hz)	Fl-OBW(Hz)	Fh-OBW(Hz)	Limit(Hz)	Port
36M	5.73718G	5.77318G	49.895M	5.730652G	5.780547G	500k	1
36.3M	5.73688G	5.77318G	37.001M	5.736589G	5.773591G	500k	2

802.11ac VHT40-BF_Nss1,(MCS0)_2TX EBW

5795MHz

04/11/2020

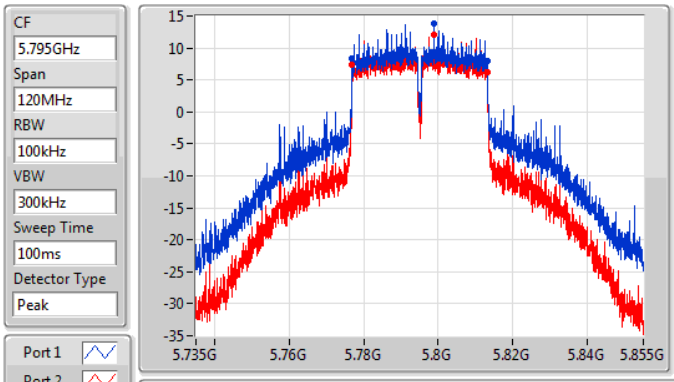

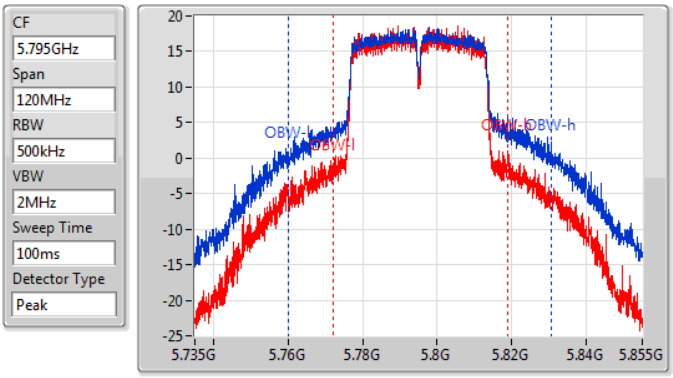

6dB(Hz)	Fl-6dB(Hz)	Fh-6dB(Hz)	OBW(Hz)	Fl-OBW(Hz)	Fh-OBW(Hz)	Limit(Hz)	Port
36.3M	5.77688G	5.81318G	70.765M	5.759918G	5.830682G	500k	1
36.3M	5.77694G	5.81324G	46.657M	5.772211G	5.818868G	500k	2

802.11ac VHT80-BF_Nss1,(MCS0)_2TX EBW

5210MHz

04/11/2020

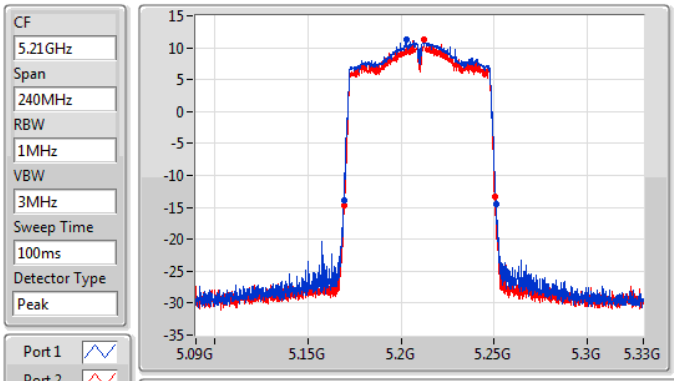

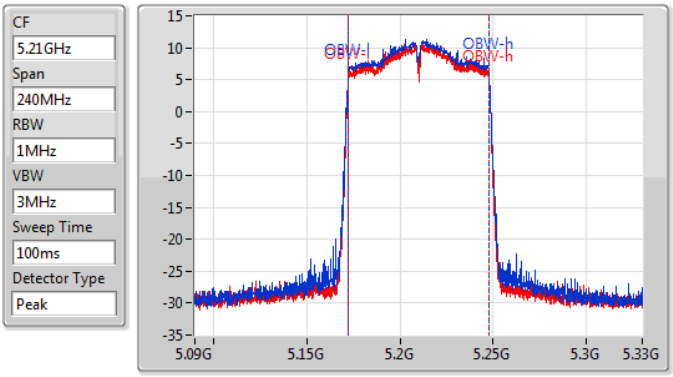

26dB(Hz)	Fl-26dB(Hz)	Fh-26dB(Hz)	OBW(Hz)	Fl-OBW(Hz)	Fh-OBW(Hz)	Limit(Hz)	Port
81.72M	5.16932G	5.25104G	75.442M	5.172339G	5.247781G	Inf	1
80.88M	5.16956G	5.25044G	75.442M	5.172339G	5.247781G	Inf	2

802.11ac VHT80-BF_Nss1,(MCS0)_2TX EBW

5290MHz

04/11/2020

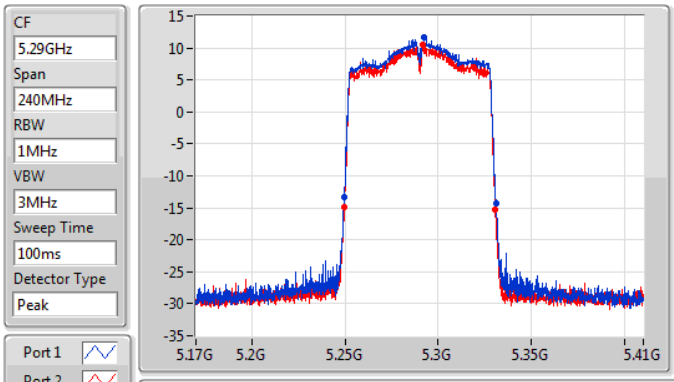

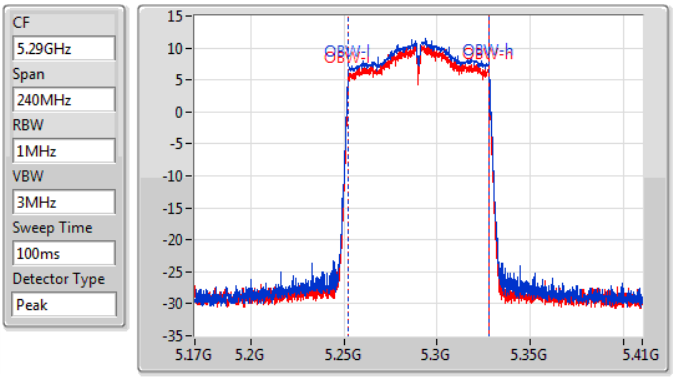

26dB(Hz)	Fl-26dB(Hz)	Fh-26dB(Hz)	OBW(Hz)	Fl-OBW(Hz)	Fh-OBW(Hz)	Limit(Hz)	Port
81.6M	5.24932G	5.33092G	75.562M	5.252339G	5.327901G	Inf	1
81.12M	5.24956G	5.33068G	75.442M	5.252339G	5.327781G	Inf	2

802.11ac VHT80-BF_Nss1,(MCS0)_2TX EBW

5530MHz

04/11/2020

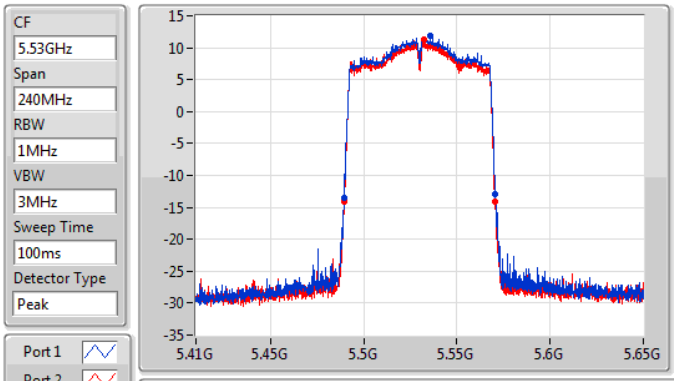

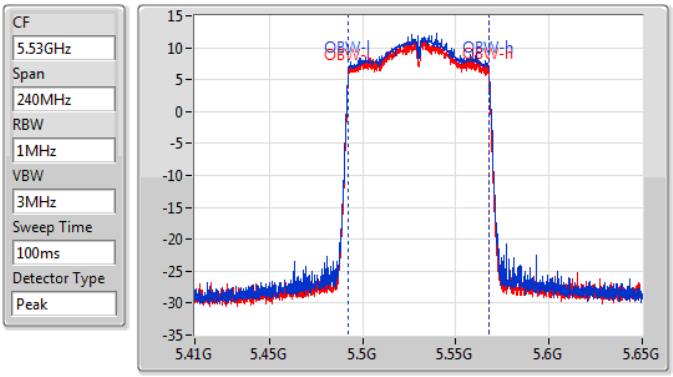

26dB(Hz)	Fl-26dB(Hz)	Fh-26dB(Hz)	OBW(Hz)	Fl-OBW(Hz)	Fh-OBW(Hz)	Limit(Hz)	Port
81.24M	5.48944G	5.57068G	75.442M	5.492339G	5.567781G	Inf	1
81.12M	5.48944G	5.57056G	75.562M	5.492219G	5.567781G	Inf	2

802.11ac VHT80-BF_Nss1,(MCS0)_2TX EBW

5610MHz

04/11/2020

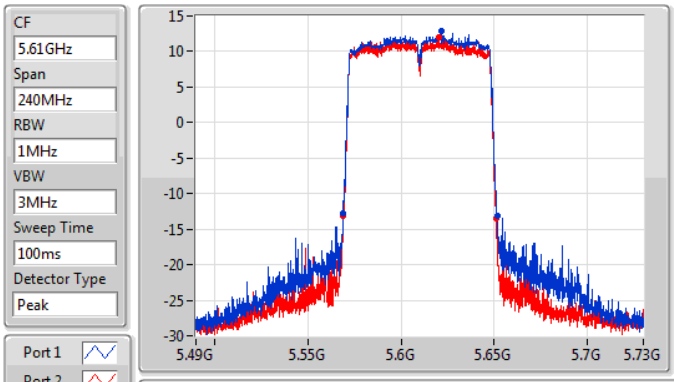

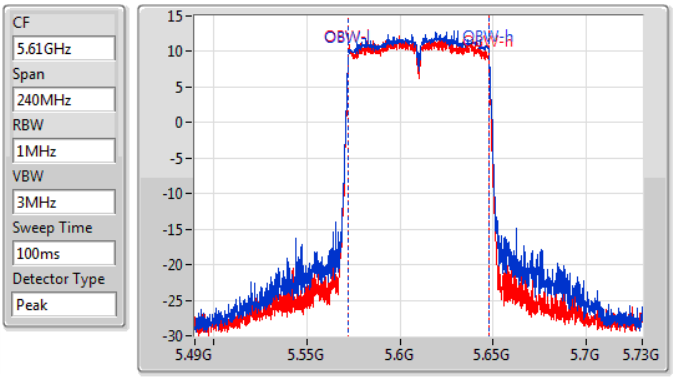

26dB(Hz)	Fl-26dB(Hz)	Fh-26dB(Hz)	OBW(Hz)	Fl-OBW(Hz)	Fh-OBW(Hz)	Limit(Hz)	Port
82.44M	5.56908G	5.65152G	75.802M	5.572219G	5.648021G	Inf	1
81.72M	5.5692G	5.65092G	75.682M	5.572219G	5.647901G	Inf	2

802.11ac VHT80-BF_Nss1,(MCS0)_2TX EBW

5690MHz Straddle 5.47-5.725GHz

04/11/2020

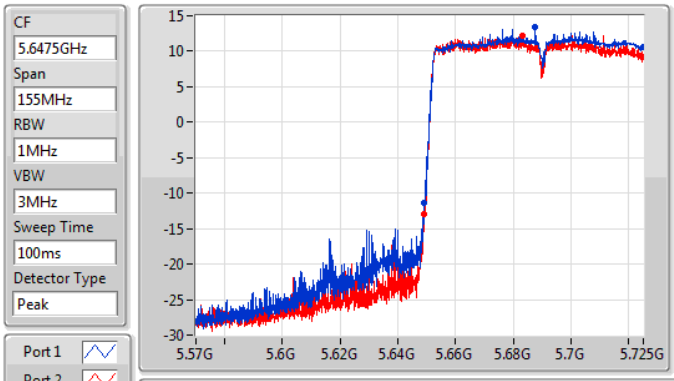

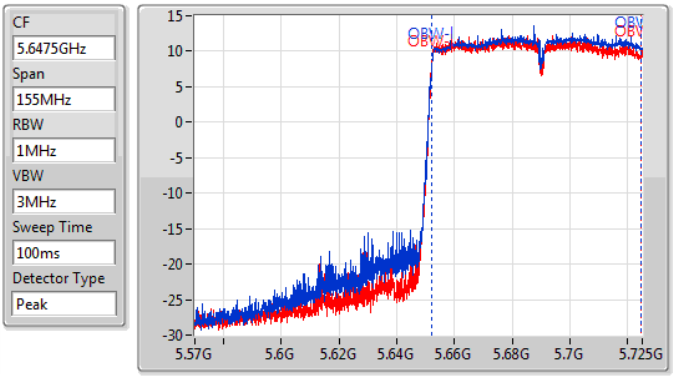

26dB(Hz)	Fl-26dB(Hz)	Fh-26dB(Hz)	OBW(Hz)	Fl-OBW(Hz)	Fh-OBW(Hz)	Limit(Hz)	Port
75.95M	5.64905G	5.725G	72.504M	5.65207G	5.724574G	Inf	1
76.105M	5.648895G	5.725G	72.426M	5.65207G	5.724497G	Inf	2

802.11ac VHT80-BF_Nss1,(MCS0)_2TX EBW

5690MHz Straddle 5.725-5.85GHz

04/11/2020

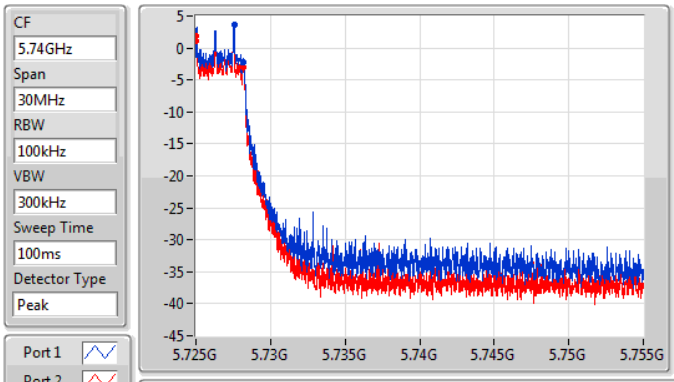

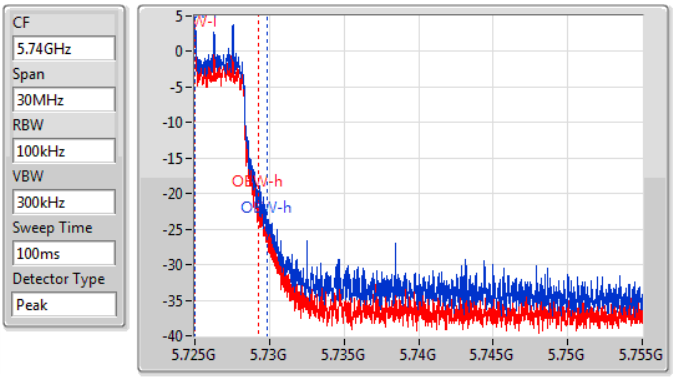

6dB(Hz)	Fl-6dB(Hz)	Fh-6dB(Hz)	OBW(Hz)	Fl-OBW(Hz)	Fh-OBW(Hz)	Limit(Hz)	Port
3.195M	5.725G	5.728195G	4.813M	5.725007G	5.72982G	500k	1
3.21M	5.725G	5.72821G	4.243M	5.725007G	5.72925G	500k	2

802.11ac VHT80-BF_Nss1,(MCS0)_2TX EBW

5775MHz

04/11/2020

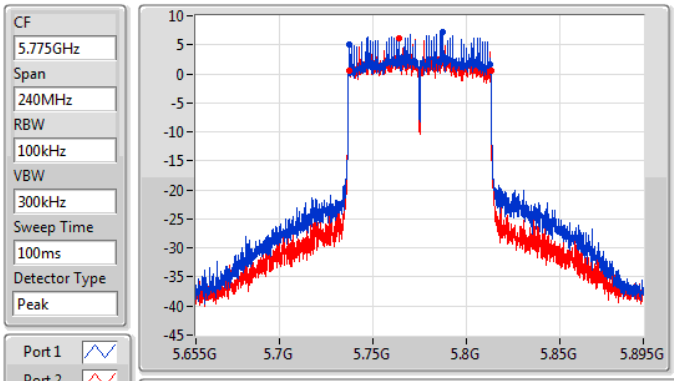

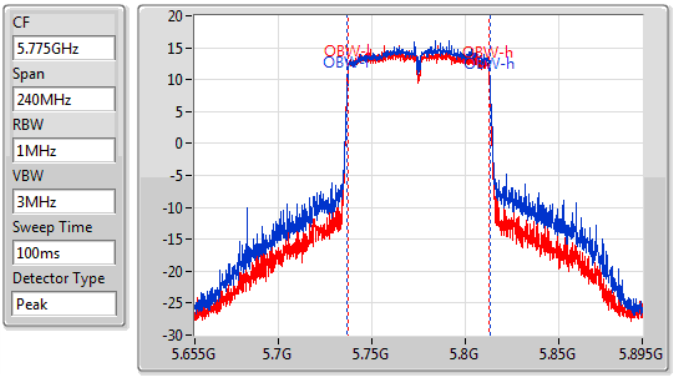

6dB(Hz)	Fl-6dB(Hz)	Fh-6dB(Hz)	OBW(Hz)	Fl-OBW(Hz)	Fh-OBW(Hz)	Limit(Hz)	Port
75.36M	5.73756G	5.81292G	76.642M	5.736859G	5.813501G	500k	1
76.2M	5.73696G	5.81316G	76.042M	5.736979G	5.813021G	500k	2

Summary

Mode	Total Power (dBm)	Total Power (W)
5.15-5.25GHz	-	-
802.11a_Nss1,(6Mbps)_2TX	28.58	0.72111
802.11ax HEW20_Nss1,(MCS0)_2TX	28.19	0.65917
802.11ax HEW40_Nss1,(MCS0)_2TX	27.05	0.50699
802.11ax HEW80_Nss1,(MCS0)_2TX	19.53	0.08974
5.25-5.35GHz	-	-
802.11a_Nss1,(6Mbps)_2TX	23.78	0.23878
802.11ax HEW20_Nss1,(MCS0)_2TX	23.92	0.24660
802.11ax HEW40_Nss1,(MCS0)_2TX	23.84	0.24210
802.11ax HEW80_Nss1,(MCS0)_2TX	20.69	0.11722
5.47-5.725GHz	-	-
802.11a_Nss1,(6Mbps)_2TX	23.61	0.22961
802.11ax HEW20_Nss1,(MCS0)_2TX	23.81	0.24044
802.11ax HEW40_Nss1,(MCS0)_2TX	23.95	0.24831
802.11ax HEW80_Nss1,(MCS0)_2TX	23.94	0.24774
5.725-5.85GHz	-	-
802.11a_Nss1,(6Mbps)_2TX	29.76	0.94624
802.11ax HEW20_Nss1,(MCS0)_2TX	29.77	0.94842
802.11ax HEW40_Nss1,(MCS0)_2TX	29.90	0.97724
802.11ax HEW80_Nss1,(MCS0)_2TX	25.48	0.35318

Result

Mode	Result	DG (dBi)	Port 1 (dBm)	Port 2 (dBm)	Total Power (dBm)	Power Limit (dBm)
802.11a_Nss1,(6Mbps)_2TX	-	-	-	-	-	-
5180MHz	Pass	3.786	23.91	22.27	26.18	30.00
5200MHz	Pass	3.786	26.36	24.60	28.58	30.00
5240MHz	Pass	3.786	24.94	23.19	27.16	30.00
5260MHz	Pass	3.786	21.57	19.78	23.78	23.98
5300MHz	Pass	3.786	21.34	19.51	23.53	23.98
5320MHz	Pass	3.786	19.74	18.66	22.24	23.98
5500MHz	Pass	4.484	20.02	18.92	22.52	23.98
5580MHz	Pass	4.484	20.88	20.30	23.61	23.98
5700MHz	Pass	4.484	19.20	18.73	21.98	23.98
5720MHz Straddle 5.47-5.725GHz	Pass	4.484	20.19	19.51	22.87	22.92
5720MHz Straddle 5.725-5.85GHz	Pass	4.875	14.35	13.63	17.02	30.00
5745MHz	Pass	4.875	27.19	26.26	29.76	30.00
5785MHz	Pass	4.875	26.83	25.94	29.42	30.00
5825MHz	Pass	4.875	26.65	25.70	29.21	30.00
802.11ax HEW20_Nss1,(MCS0)_2TX	-	-	-	-	-	-
5180MHz	Pass	3.786	22.66	20.78	24.83	30.00
5200MHz	Pass	3.786	25.88	24.35	28.19	30.00
5240MHz	Pass	3.786	25.40	23.61	27.61	30.00
5260MHz	Pass	3.786	21.65	19.97	23.90	23.98
5300MHz	Pass	3.786	21.60	19.86	23.83	23.98
5320MHz	Pass	3.786	21.71	19.94	23.92	23.98
5500MHz	Pass	4.484	20.59	19.63	23.15	23.98
5580MHz	Pass	4.484	21.19	20.38	23.81	23.98
5700MHz	Pass	4.484	18.90	18.27	21.61	23.98
5720MHz Straddle 5.47-5.725GHz	Pass	4.484	20.25	19.42	22.87	22.95
5720MHz Straddle 5.725-5.85GHz	Pass	4.875	14.66	13.74	17.23	30.00
5745MHz	Pass	4.875	27.22	26.24	29.77	30.00
5785MHz	Pass	4.875	27.11	25.98	29.59	30.00
5825MHz	Pass	4.875	26.88	26.00	29.47	30.00
802.11ax HEW40_Nss1,(MCS0)_2TX	-	-	-	-	-	-
5190MHz	Pass	3.786	18.44	17.12	20.84	30.00
5230MHz	Pass	3.786	24.85	23.04	27.05	30.00
5270MHz	Pass	3.786	21.49	20.04	23.84	23.98
5310MHz	Pass	3.786	19.97	18.58	22.34	23.98
5510MHz	Pass	4.484	20.10	18.97	22.58	23.98
5550MHz	Pass	4.484	21.44	20.37	23.95	23.98
5670MHz	Pass	4.484	21.40	20.33	23.91	23.98
5710MHz Straddle 5.47-5.725GHz	Pass	4.484	21.37	20.38	23.91	23.98
5710MHz Straddle 5.725-5.85GHz	Pass	4.875	11.65	10.72	14.22	30.00
5755MHz	Pass	4.875	26.29	25.29	28.83	30.00
5795MHz	Pass	4.875	27.54	26.12	29.90	30.00
802.11ax HEW80_Nss1,(MCS0)_2TX	-	-	-	-	-	-
5210MHz	Pass	3.786	16.93	16.06	19.53	30.00

Mode	Result	DG (dBi)	Port 1 (dBm)	Port 2 (dBm)	Total Power (dBm)	Power Limit (dBm)
5290MHz	Pass	3.786	18.34	16.89	20.69	23.98
5530MHz	Pass	4.484	19.62	18.49	22.10	23.98
5610MHz	Pass	4.484	21.45	20.34	23.94	23.98
5690MHz Straddle 5.47-5.725GHz	Pass	4.484	21.30	20.45	23.91	23.98
5690MHz Straddle 5.725-5.85GHz	Pass	4.875	8.04	6.44	10.32	30.00
5775MHz	Pass	4.875	22.95	21.92	25.48	30.00

DG = Directional Gain; **Port X** = Port X output power

802.11a_Nss1,(6Mbps)_2TX AV Power

5720MHz Straddle 5.47-5.725GHz

26/10/2020

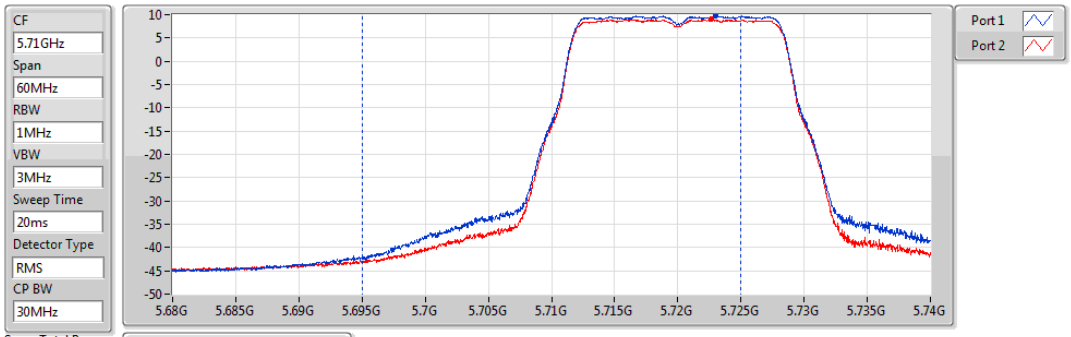

Sum=Total Power
PX=Port X

Sum(dBm)	P1(dBm)	P2(dBm)
22.87	20.19	19.51

802.11a_Nss1,(6Mbps)_2TX AV Power

5720MHz Straddle 5.725-5.85GHz

26/10/2020

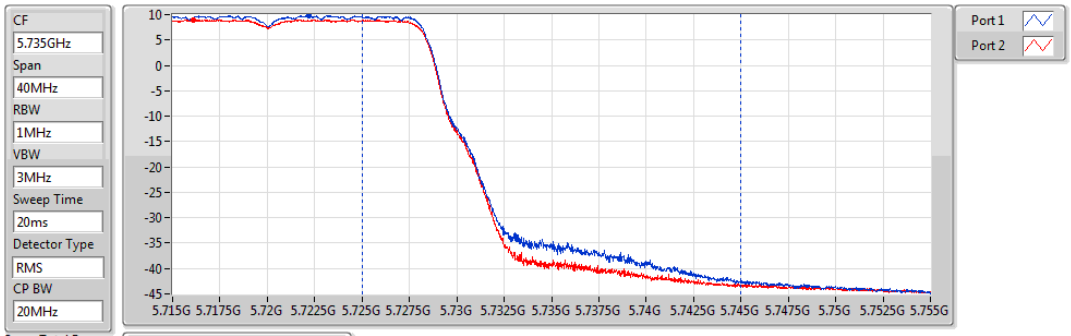

Sum=Total Power
PX=Port X

Sum(dBm)	P1(dBm)	P2(dBm)
17.02	14.35	13.63

802.11ax HEW20_Nss1,(MCS0)_2TX AV Power

5720MHz Straddle 5.47-5.725GHz

26/10/2020

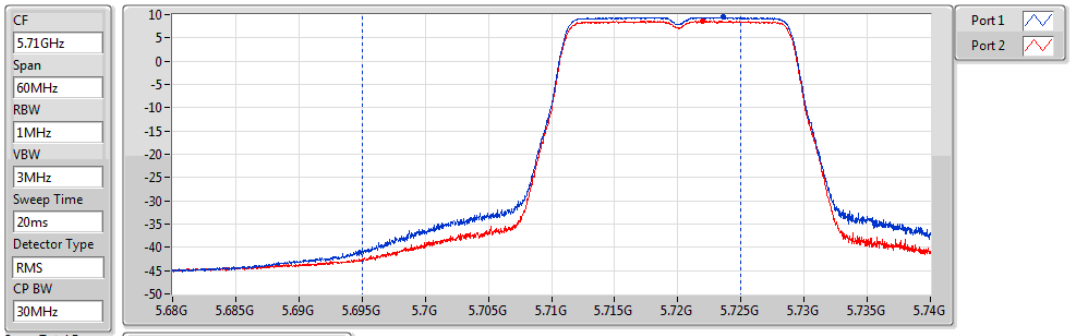

Sum=Total Power
PX=Port X

Sum(dBm)	P1(dBm)	P2(dBm)
22.87	20.25	19.42

802.11ax HEW20_Nss1,(MCS0)_2TX AV Power

5720MHz Straddle 5.725-5.85GHz

26/10/2020

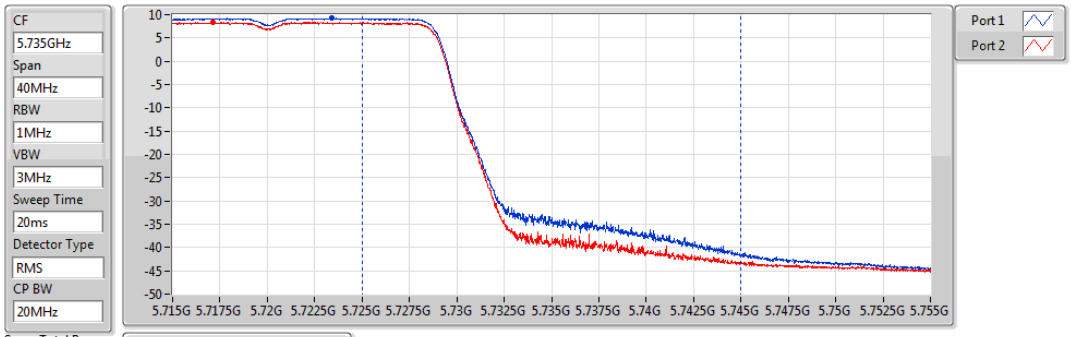

Sum=Total Power
PX=Port X

Sum(dBm)	P1(dBm)	P2(dBm)
17.23	14.66	13.74

802.11ax HEW40_Nss1,(MCS0)_2TX AV Power

5710MHz Straddle 5.47-5.725GHz

26/10/2020

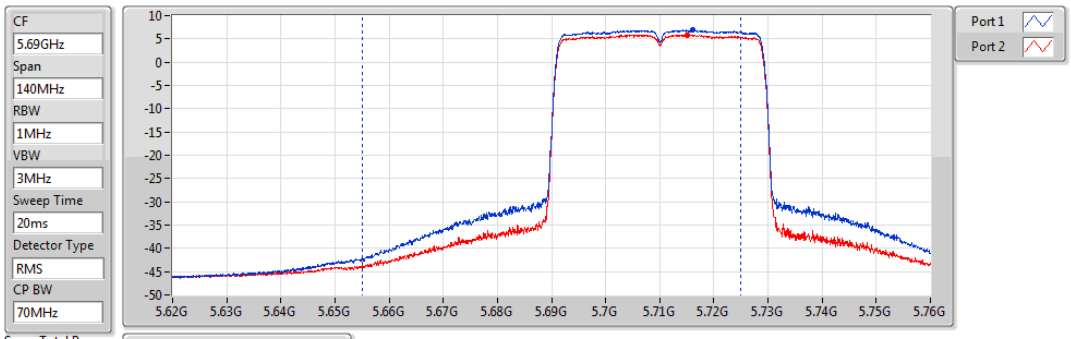

Sum=Total Power
PX=Port X

Sum(dBm)	P1(dBm)	P2(dBm)
23.91	21.37	20.38

802.11ax HEW40_Nss1,(MCS0)_2TX AV Power

5710MHz Straddle 5.725-5.85GHz

26/10/2020

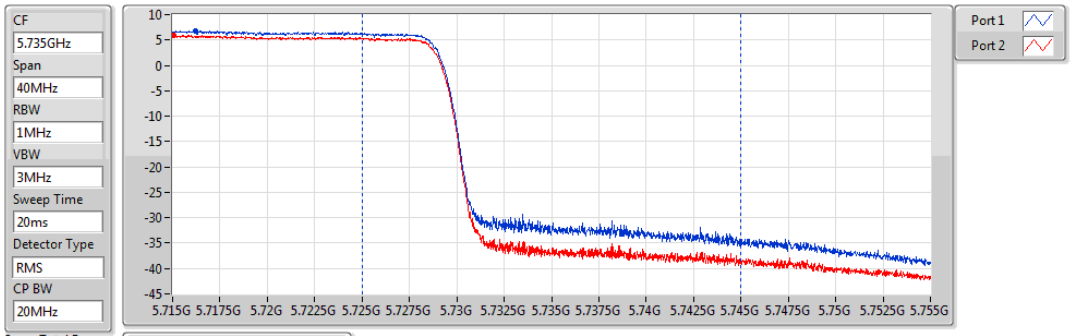

Sum=Total Power
PX=Port X

Sum(dBm)	P1(dBm)	P2(dBm)
14.22	11.65	10.72

802.11ax HEW80_Nss1,(MCS0)_2TX **AV Power**

5690MHz Straddle 5.47-5.725GHz

26/10/2020

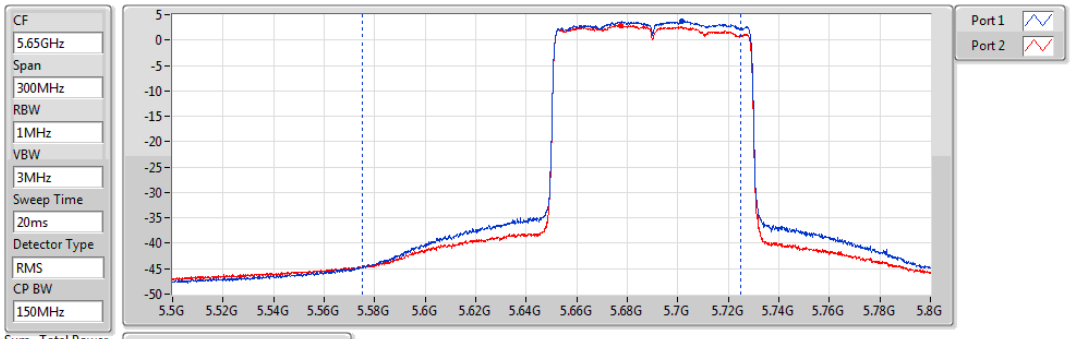

Sum(dBm)	P1(dBm)	P2(dBm)
23.91	21.30	20.45

802.11ax HEW80_Nss1,(MCS0)_2TX **AV Power**

5690MHz Straddle 5.725-5.85GHz

26/10/2020

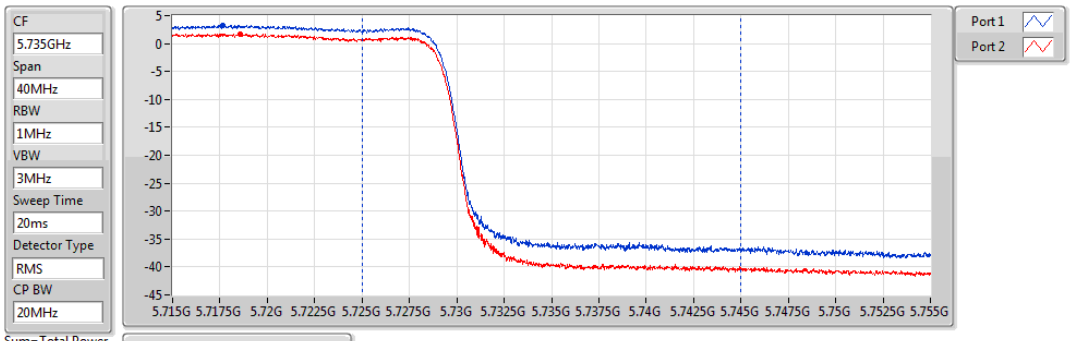

Sum(dBm)	P1(dBm)	P2(dBm)
10.32	8.04	6.44

Summary

Mode	Total Power (dBm)	Total Power (W)
5.15-5.25GHz	-	-
802.11ac VHT20-BF_Nss1,(MCS0)_2TX	28.46	0.70146
802.11ac VHT40-BF_Nss1,(MCS0)_2TX	26.85	0.48417
802.11ac VHT80-BF_Nss1,(MCS0)_2TX	21.45	0.13964
5.25-5.35GHz	-	-
802.11ac VHT20-BF_Nss1,(MCS0)_2TX	23.89	0.24491
802.11ac VHT40-BF_Nss1,(MCS0)_2TX	23.87	0.24378
802.11ac VHT80-BF_Nss1,(MCS0)_2TX	21.43	0.13900
5.47-5.725GHz	-	-
802.11ac VHT20-BF_Nss1,(MCS0)_2TX	23.79	0.23933
802.11ac VHT40-BF_Nss1,(MCS0)_2TX	23.95	0.24831
802.11ac VHT80-BF_Nss1,(MCS0)_2TX	23.88	0.24434
5.725-5.85GHz	-	-
802.11ac VHT20-BF_Nss1,(MCS0)_2TX	29.87	0.97051
802.11ac VHT40-BF_Nss1,(MCS0)_2TX	29.95	0.98855
802.11ac VHT80-BF_Nss1,(MCS0)_2TX	26.65	0.46238

Result

Mode	Result	DG (dBi)	Port 1 (dBm)	Port 2 (dBm)	Total Power (dBm)	Power Limit (dBm)
802.11ac VHT20-BF_Nss1,(MCS0)_2TX	-	-	-	-	-	-
5180MHz	Pass	5.200	23.78	22.24	26.09	30.00
5200MHz	Pass	5.200	26.19	24.55	28.46	30.00
5240MHz	Pass	5.200	25.03	23.44	27.32	30.00
5260MHz	Pass	5.450	21.58	19.90	23.83	23.98
5300MHz	Pass	5.450	21.62	19.99	23.89	23.98
5320MHz	Pass	5.450	20.57	19.24	22.97	23.98
5500MHz	Pass	5.900	20.43	19.63	23.06	23.98
5580MHz	Pass	5.900	21.14	20.39	23.79	23.98
5700MHz	Pass	5.900	20.24	19.57	22.93	23.98
5720MHz Straddle 5.47-5.725GHz	Pass	5.900	20.06	19.61	22.85	22.99
5720MHz Straddle 5.725-5.85GHz	Pass	5.900	14.83	14.23	17.55	30.00
5745MHz	Pass	5.900	27.27	26.40	29.87	30.00
5785MHz	Pass	5.900	27.20	26.33	29.80	30.00
5825MHz	Pass	5.900	27.18	26.42	29.83	30.00
802.11ac VHT40-BF_Nss1,(MCS0)_2TX	-	-	-	-	-	-
5190MHz	Pass	5.200	20.32	18.94	22.69	30.00
5230MHz	Pass	5.200	24.58	22.95	26.85	30.00
5270MHz	Pass	5.450	21.52	20.09	23.87	23.98
5310MHz	Pass	5.450	21.16	19.42	23.39	23.98
5510MHz	Pass	5.900	19.98	18.86	22.47	23.98
5550MHz	Pass	5.900	21.30	20.32	23.85	23.98
5670MHz	Pass	5.900	21.24	20.33	23.82	23.98
5710MHz Straddle 5.47-5.725GHz	Pass	5.900	21.38	20.46	23.95	23.98
5710MHz Straddle 5.725-5.85GHz	Pass	5.900	10.86	9.84	13.39	30.00
5755MHz	Pass	5.900	25.98	25.03	28.54	30.00
5795MHz	Pass	5.900	27.49	26.32	29.95	30.00
802.11ac VHT80-BF_Nss1,(MCS0)_2TX	-	-	-	-	-	-
5210MHz	Pass	5.200	18.98	17.82	21.45	30.00
5290MHz	Pass	5.450	19.07	17.66	21.43	23.98
5530MHz	Pass	5.900	19.54	18.30	21.97	23.98
5610MHz	Pass	5.900	21.19	20.41	23.83	23.98
5690MHz Straddle 5.47-5.725GHz	Pass	5.900	21.38	20.29	23.88	23.98
5690MHz Straddle 5.725-5.85GHz	Pass	5.900	7.49	5.96	9.80	30.00
5775MHz	Pass	5.900	24.05	23.18	26.65	30.00

DG = Directional Gain; **Port X** = Port X output power

802.11ac VHT20-BF_Nss1,(MCS0)_2TX — AV Power

5720MHz Straddle 5.47-5.725GHz

04/11/2020

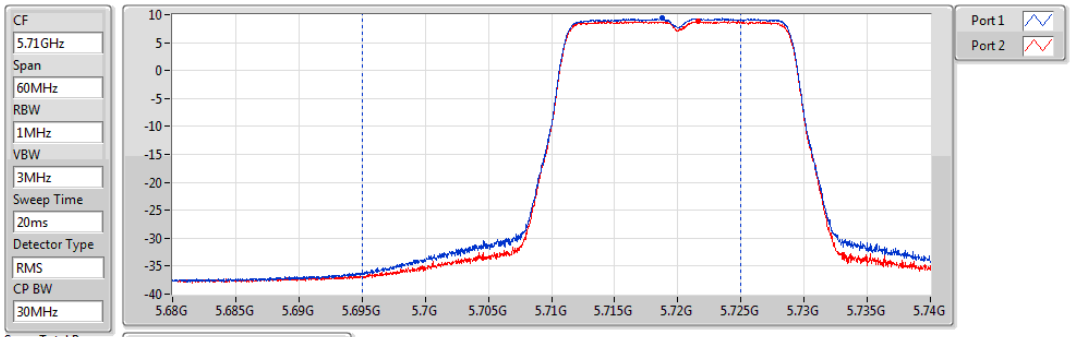

Sum=Total Power
PX=Port X

Sum(dBm)	P1(dBm)	P2(dBm)
22.85	20.06	19.61

802.11ac VHT20-BF_Nss1,(MCS0)_2TX — AV Power

5720MHz Straddle 5.725-5.85GHz

04/11/2020

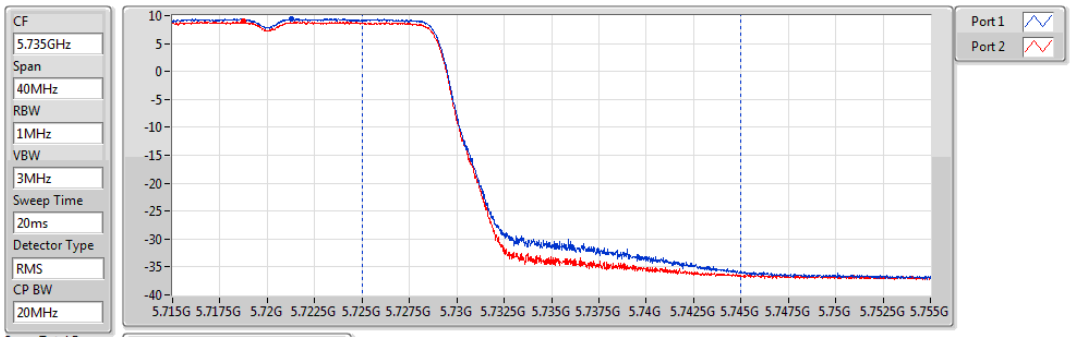

Sum=Total Power
PX=Port X

Sum(dBm)	P1(dBm)	P2(dBm)
17.55	14.83	14.23

802.11ac VHT40-BF_Nss1,(MCS0)_2TX — AV Power

5710MHz Straddle 5.47-5.725GHz

04/11/2020

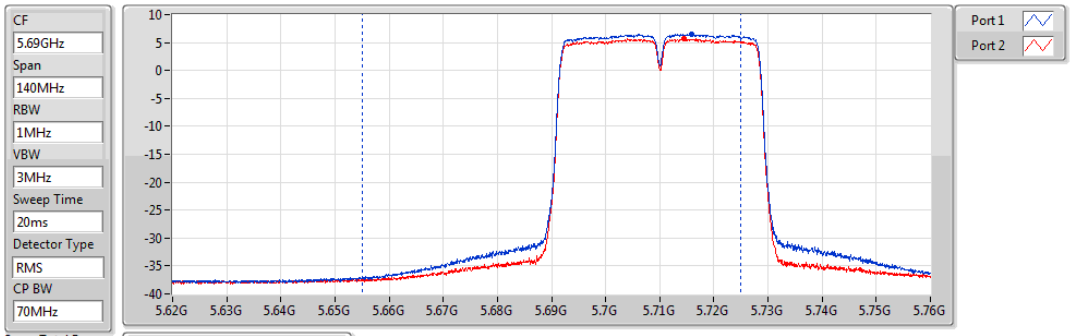

Sum=Total Power
PX=Port X

Sum(dBm)	P1(dBm)	P2(dBm)
23.45	20.83	20.00

802.11ac VHT40-BF_Nss1,(MCS0)_2TX AV Power

5710MHz Straddle 5.725-5.85GHz

04/11/2020

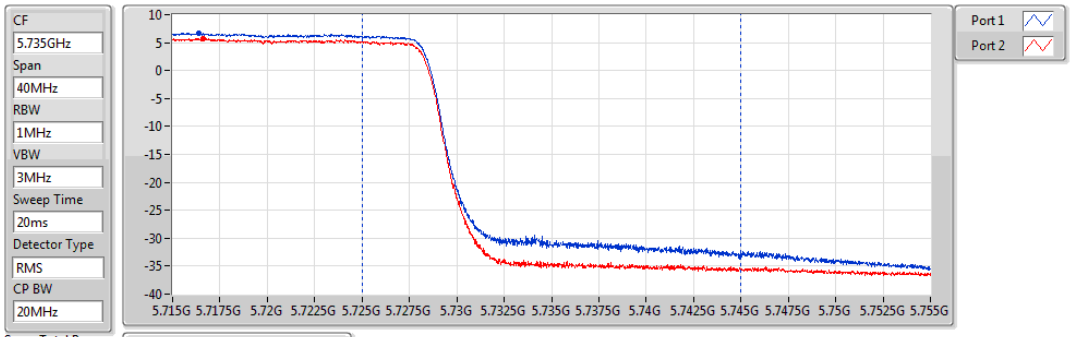

Sum=Total Power
PX=Port X

Sum(dBm)	P1(dBm)	P2(dBm)
13.39	10.86	9.84

802.11ac VHT80-BF_Nss1,(MCS0)_2TX AV Power

5690MHz Straddle 5.47-5.725GHz

04/11/2020

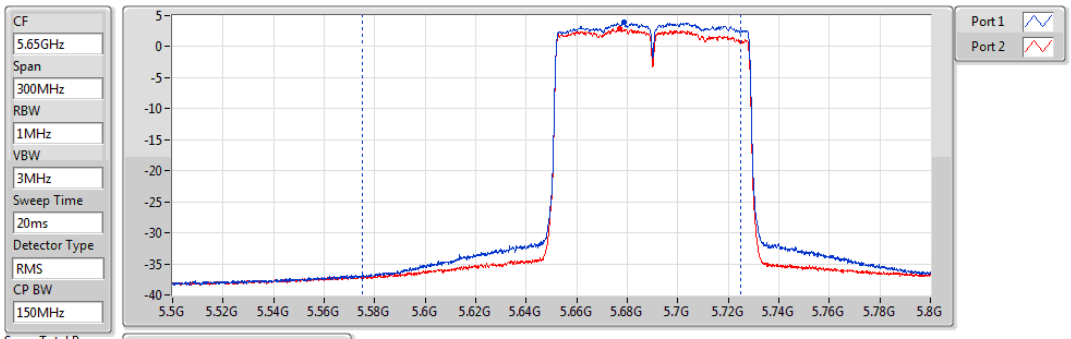

Sum=Total Power
PX=Port X

Sum(dBm)	P1(dBm)	P2(dBm)
23.88	21.38	20.29

802.11ac VHT80-BF_Nss1,(MCS0)_2TX AV Power

5690MHz Straddle 5.725-5.85GHz

04/11/2020

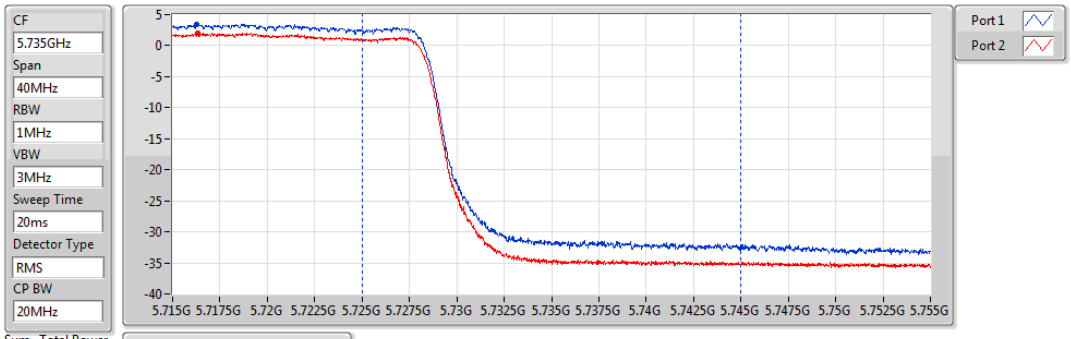

Sum=Total Power
PX=Port X

Sum(dBm)	P1(dBm)	P2(dBm)
9.80	7.49	5.96

Summary

Mode	PD (dBm/RBW)
5.15-5.25GHz	-
802.11a_Nss1,(6Mbps)_2TX	15.80
802.11ax HEW20_Nss1,(MCS0)_2TX	14.89
802.11ax HEW40_Nss1,(MCS0)_2TX	11.07
802.11ax HEW80_Nss1,(MCS0)_2TX	0.71
5.25-5.35GHz	-
802.11a_Nss1,(6Mbps)_2TX	10.99
802.11ax HEW20_Nss1,(MCS0)_2TX	10.48
802.11ax HEW40_Nss1,(MCS0)_2TX	7.74
802.11ax HEW80_Nss1,(MCS0)_2TX	1.81
5.47-5.725GHz	-
802.11a_Nss1,(6Mbps)_2TX	10.96
802.11ax HEW20_Nss1,(MCS0)_2TX	10.43
802.11ax HEW40_Nss1,(MCS0)_2TX	8.04
802.11ax HEW80_Nss1,(MCS0)_2TX	5.25
5.725-5.85GHz	-
802.11a_Nss1,(6Mbps)_2TX	15.30
802.11ax HEW20_Nss1,(MCS0)_2TX	14.89
802.11ax HEW40_Nss1,(MCS0)_2TX	12.47
802.11ax HEW80_Nss1,(MCS0)_2TX	5.34

RBW = 500 kHz for 5.725-5.85GHz band / 1MHz for other band;

Result

Mode	Result	DG (dBi)	Port 1 (dBm/RBW)	Port 2 (dBm/RBW)	PD (dBm/RBW)	PD Limit (dBm/RBW)
802.11a_Nss1,(6Mbps)_2TX	-	-	-	-	-	-
5180MHz	Pass	5.200	12.34	10.68	14.59	17.00
5200MHz	Pass	5.200	13.65	11.84	15.80	17.00
5240MHz	Pass	5.200	12.34	10.40	14.35	17.00
5260MHz	Pass	5.450	8.80	7.10	10.99	11.00
5300MHz	Pass	5.450	8.62	6.77	10.75	11.00
5320MHz	Pass	5.450	8.73	6.91	10.86	11.00
5500MHz	Pass	5.900	8.50	7.45	10.96	11.00
5580MHz	Pass	5.900	8.31	7.64	10.90	11.00
5700MHz	Pass	5.900	6.55	6.00	9.28	11.00
5720MHz Straddle 5.47-5.725GHz	Pass	5.900	8.19	7.32	10.78	11.00
5720MHz Straddle 5.725-5.85GHz	Pass	5.900	6.55	5.94	9.17	30.00
5745MHz	Pass	5.900	12.75	11.78	15.30	30.00
5785MHz	Pass	5.900	12.56	11.70	15.06	30.00
5825MHz	Pass	5.900	12.49	11.42	14.92	30.00
802.11ax HEW20_Nss1,(MCS0)_2TX	-	-	-	-	-	-
5180MHz	Pass	5.200	9.19	7.45	11.36	17.00
5200MHz	Pass	5.200	12.63	11.07	14.89	17.00
5240MHz	Pass	5.200	12.07	10.23	14.24	17.00
5260MHz	Pass	5.450	8.30	6.47	10.47	11.00
5300MHz	Pass	5.450	8.17	6.32	10.31	11.00
5320MHz	Pass	5.450	8.32	6.52	10.48	11.00
5500MHz	Pass	5.900	7.25	6.33	9.78	11.00
5580MHz	Pass	5.900	7.87	7.01	10.43	11.00
5700MHz	Pass	5.900	5.42	4.74	8.04	11.00
5720MHz Straddle 5.47-5.725GHz	Pass	5.900	7.76	6.97	10.37	11.00
5720MHz Straddle 5.725-5.85GHz	Pass	5.900	6.08	5.32	8.64	30.00
5745MHz	Pass	5.900	12.38	11.49	14.89	30.00
5785MHz	Pass	5.900	12.22	11.24	14.75	30.00
5825MHz	Pass	5.900	12.08	11.23	14.63	30.00
802.11ax HEW40_Nss1,(MCS0)_2TX	-	-	-	-	-	-
5190MHz	Pass	5.200	4.04	2.66	6.34	17.00
5230MHz	Pass	5.200	8.89	7.19	11.07	17.00
5270MHz	Pass	5.450	5.45	3.86	7.74	11.00
5310MHz	Pass	5.450	3.99	2.49	6.26	11.00
5510MHz	Pass	5.900	3.95	2.78	6.41	11.00
5550MHz	Pass	5.900	5.41	4.37	7.87	11.00
5670MHz	Pass	5.900	5.55	4.59	8.04	11.00
5710MHz Straddle 5.47-5.725GHz	Pass	5.900	5.40	4.38	7.87	11.00
5710MHz Straddle 5.725-5.85GHz	Pass	5.900	3.13	2.24	5.72	30.00
5755MHz	Pass	5.900	8.91	7.98	11.40	30.00
5795MHz	Pass	5.900	10.12	8.84	12.47	30.00
802.11ax HEW80_Nss1,(MCS0)_2TX	-	-	-	-	-	-
5210MHz	Pass	5.200	-1.84	-2.76	0.71	17.00

Mode	Result	DG (dBi)	Port 1 (dBm/RBW)	Port 2 (dBm/RBW)	PD (dBm/RBW)	PD Limit (dBm/RBW)
5290MHz	Pass	5.450	-0.46	-1.99	1.81	11.00
5530MHz	Pass	5.900	0.78	-0.44	3.19	11.00
5610MHz	Pass	5.900	2.83	1.66	5.25	11.00
5690MHz Straddle 5.47-5.725GHz	Pass	5.900	2.12	1.37	4.72	11.00
5690MHz Straddle 5.725-5.85GHz	Pass	5.900	-0.15	-1.85	2.01	30.00
5775MHz	Pass	5.900	2.88	1.89	5.34	30.00

DG = Directional Gain; **RBW** = 500 kHz for 5.725-5.85GHz band / 1MHz for other band;
PD = trace bin-by-bin of each transmits port summing can be performed maximum power density; **Port X** = Port X power density;

802.11a_Nss1,(6Mbps)_2TX PSD

5180MHz

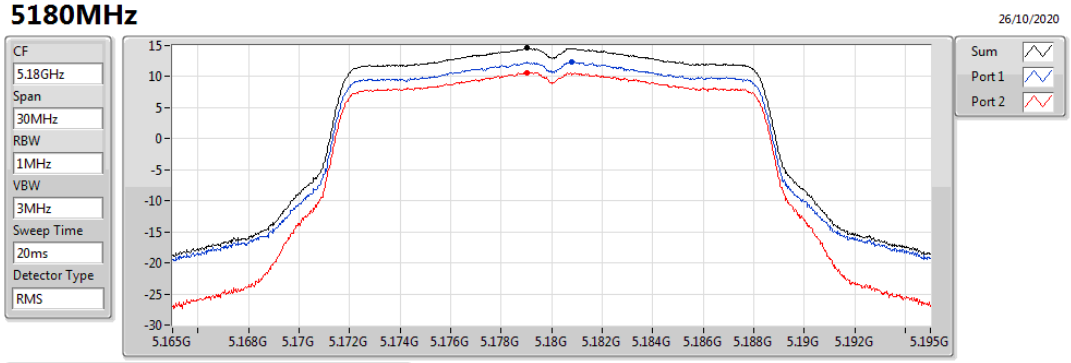

Sum	PD	Port 1	Port 2
(dBm/RBW)	(dBm/RBW)	(dBm/RBW)	(dBm/RBW)
14.59	14.59	12.34	10.68

802.11a_Nss1,(6Mbps)_2TX PSD

5200MHz

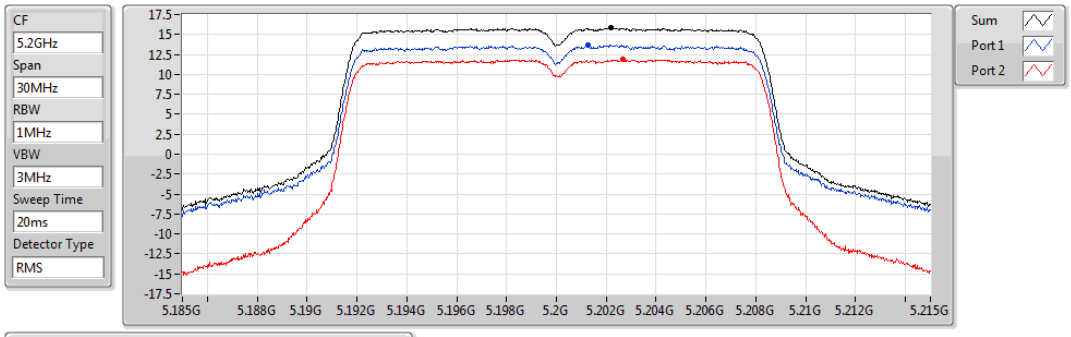

Sum	PD	Port 1	Port 2
(dBm/RBW)	(dBm/RBW)	(dBm/RBW)	(dBm/RBW)
15.80	15.80	13.65	11.84

802.11a_Nss1,(6Mbps)_2TX PSD

5240MHz

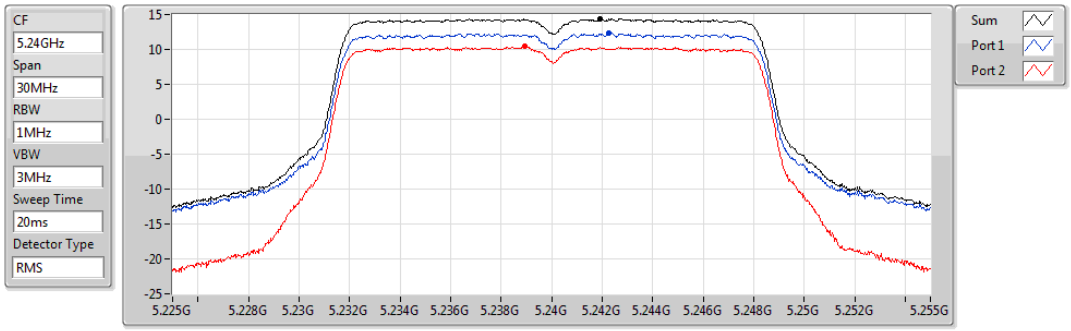

Sum	PD	Port 1	Port 2
(dBm/RBW)	(dBm/RBW)	(dBm/RBW)	(dBm/RBW)
14.35	14.35	12.34	10.40

802.11a_Nss1,(6Mbps)_2TX PSD

5260MHz

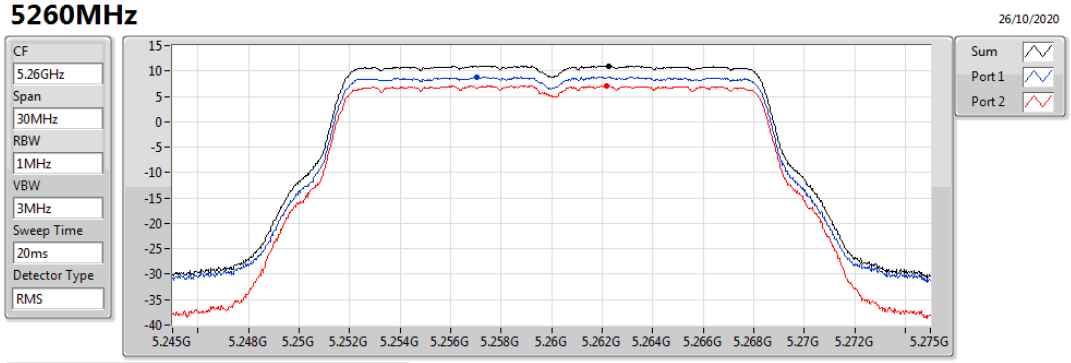

Sum	PD	Port 1	Port 2
(dBm/RBW)	(dBm/RBW)	(dBm/RBW)	(dBm/RBW)
10.99	10.99	8.80	7.10

802.11a_Nss1,(6Mbps)_2TX PSD

5300MHz

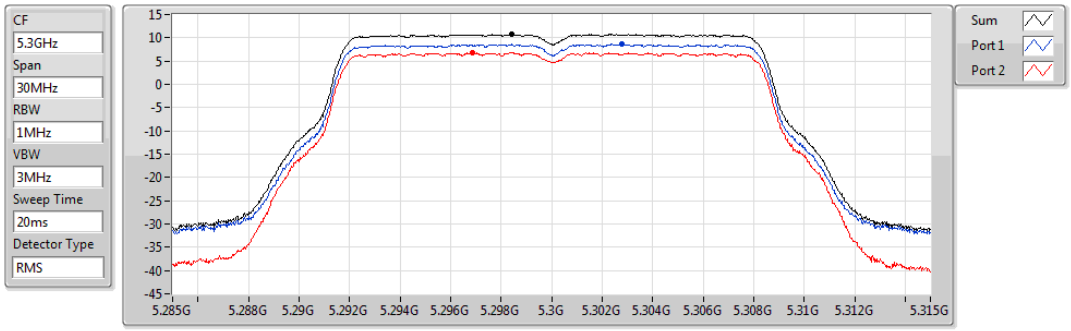

Sum	PD	Port 1	Port 2
(dBm/RBW)	(dBm/RBW)	(dBm/RBW)	(dBm/RBW)
10.75	10.75	8.62	6.77

802.11a_Nss1,(6Mbps)_2TX PSD

5320MHz

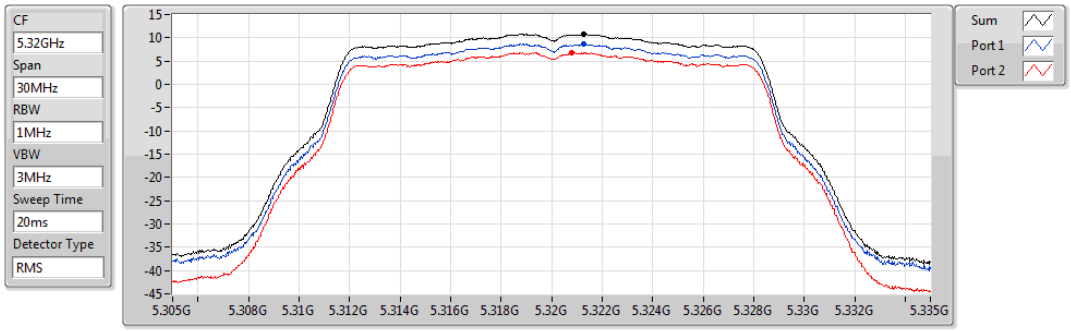

Sum	PD	Port 1	Port 2
(dBm/RBW)	(dBm/RBW)	(dBm/RBW)	(dBm/RBW)
10.86	10.86	8.73	6.91

802.11a_Nss1,(6Mbps)_2TX PSD

5500MHz

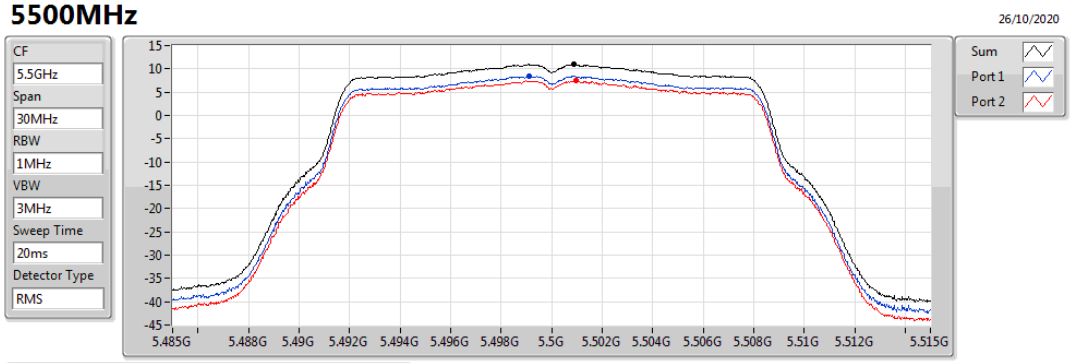

Sum	PD	Port 1	Port 2
(dBm/RBW)	(dBm/RBW)	(dBm/RBW)	(dBm/RBW)
10.96	10.96	8.50	7.45

802.11a_Nss1,(6Mbps)_2TX PSD

5580MHz

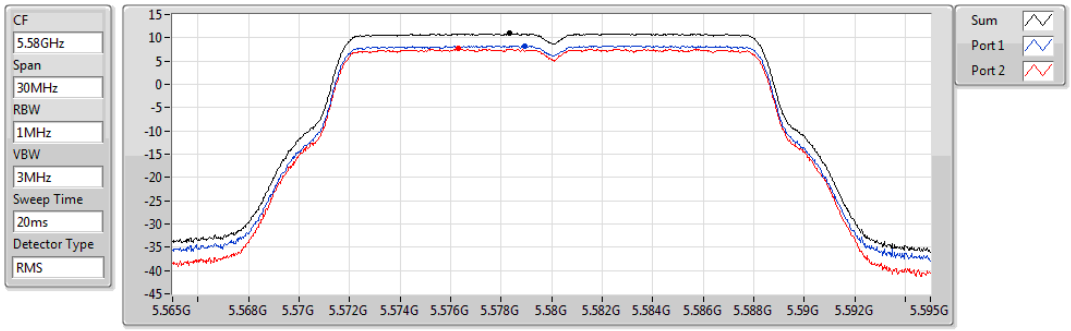

Sum	PD	Port 1	Port 2
(dBm/RBW)	(dBm/RBW)	(dBm/RBW)	(dBm/RBW)
10.90	10.90	8.31	7.64

802.11a_Nss1,(6Mbps)_2TX PSD

5700MHz

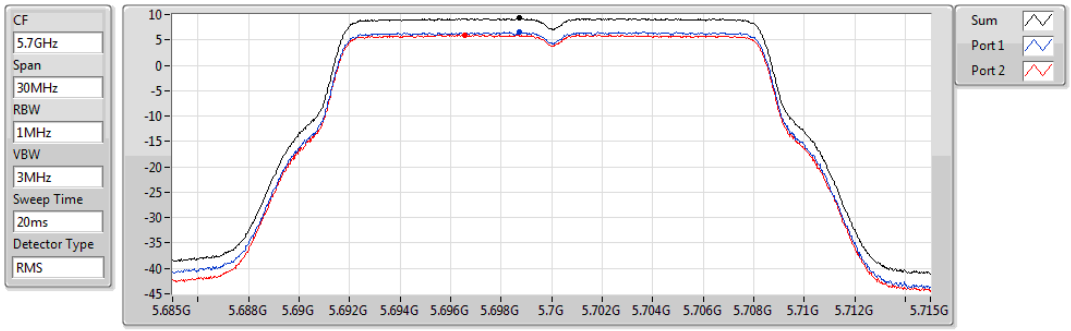

Sum	PD	Port 1	Port 2
(dBm/RBW)	(dBm/RBW)	(dBm/RBW)	(dBm/RBW)
9.28	9.28	6.55	6.00

802.11a_Nss1,(6Mbps)_2TX PSD

5720MHz Straddle 5.47-5.725GHz

26/10/2020

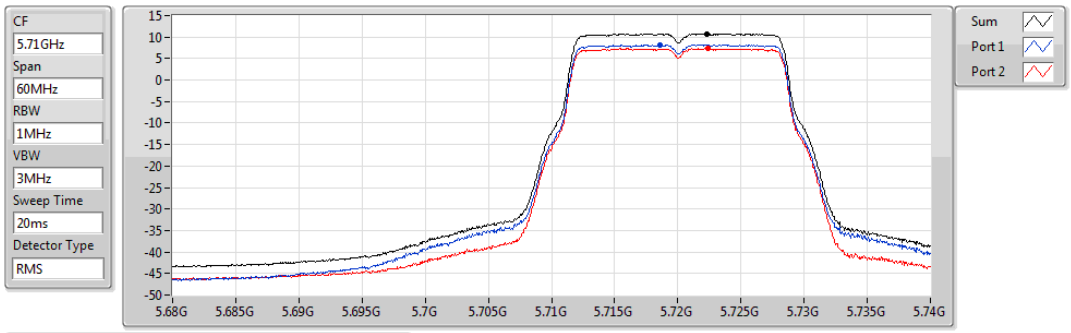

Sum	PD	Port 1	Port 2
(dBm/RBW)	(dBm/RBW)	(dBm/RBW)	(dBm/RBW)
10.78	10.78	8.19	7.32

802.11a_Nss1,(6Mbps)_2TX PSD

5720MHz Straddle 5.725-5.85GHz

26/10/2020

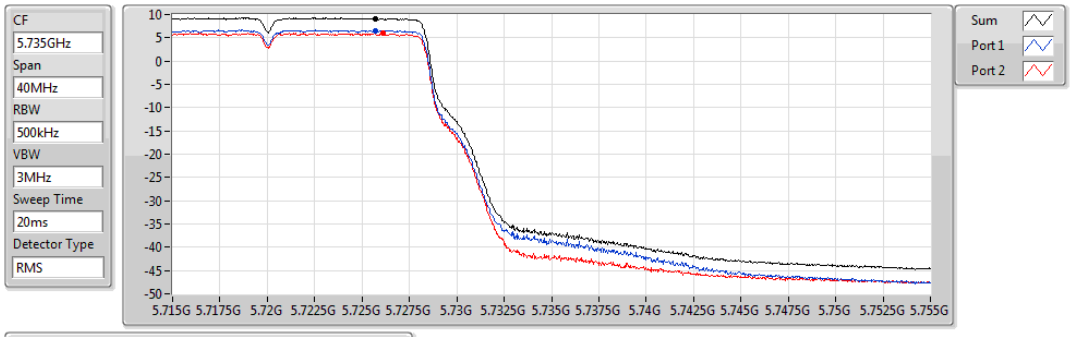

Sum	PD	Port 1	Port 2
(dBm/RBW)	(dBm/RBW)	(dBm/RBW)	(dBm/RBW)
9.17	9.17	6.55	5.94

802.11a_Nss1,(6Mbps)_2TX PSD

5745MHz

26/10/2020

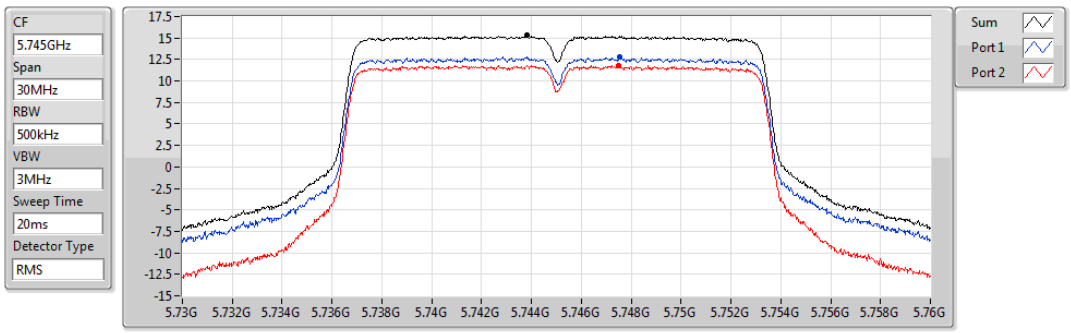

Sum	PD	Port 1	Port 2
(dBm/RBW)	(dBm/RBW)	(dBm/RBW)	(dBm/RBW)
15.30	15.30	12.75	11.78

802.11a_Nss1,(6Mbps)_2TX PSD

5785MHz

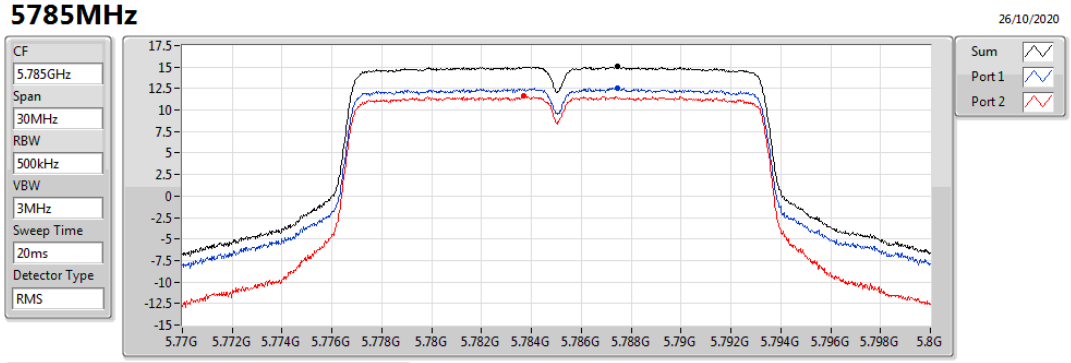

Sum	PD	Port 1	Port 2
(dBm/RBW)	(dBm/RBW)	(dBm/RBW)	(dBm/RBW)
15.06	15.06	12.56	11.70

802.11a_Nss1,(6Mbps)_2TX PSD

5825MHz

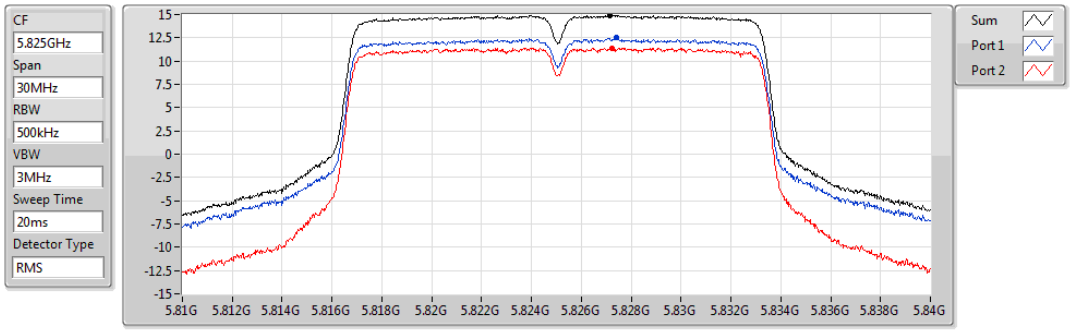

Sum	PD	Port 1	Port 2
(dBm/RBW)	(dBm/RBW)	(dBm/RBW)	(dBm/RBW)
14.92	14.92	12.49	11.42

802.11ax HEW20_Nss1,(MCS0)_2TX PSD

5180MHz

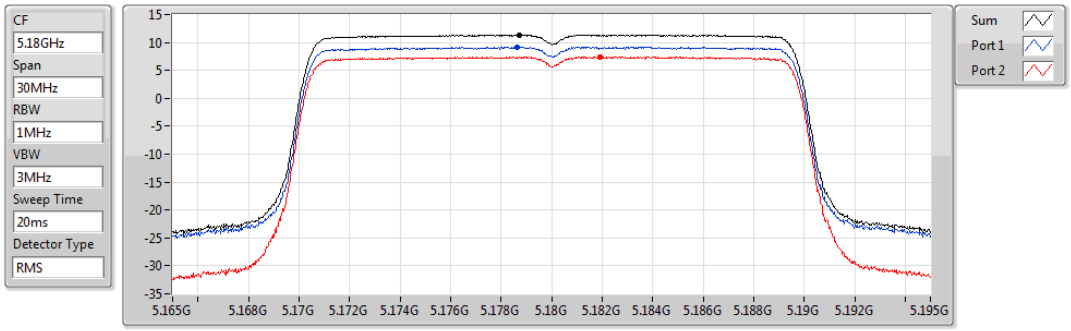

Sum	PD	Port 1	Port 2
(dBm/RBW)	(dBm/RBW)	(dBm/RBW)	(dBm/RBW)
11.36	11.36	9.19	7.45

802.11ax HEW20_Nss1,(MCS0)_2TX PSD

5200MHz

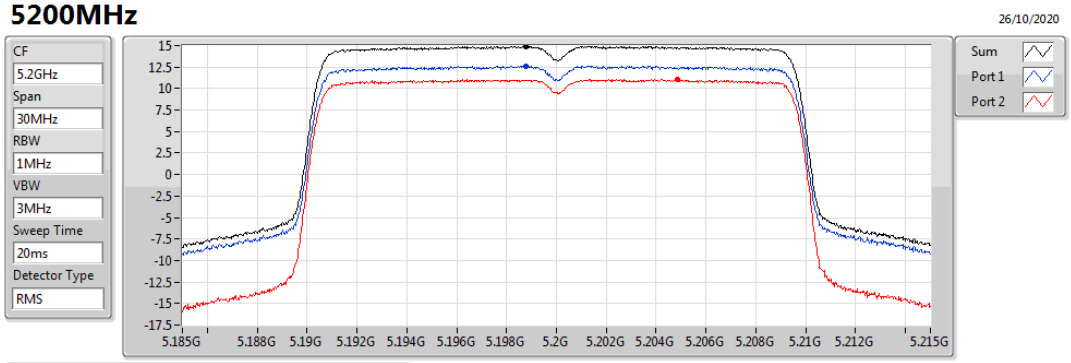

Sum	PD	Port 1	Port 2
(dBm/RBW)	(dBm/RBW)	(dBm/RBW)	(dBm/RBW)
14.89	14.89	12.63	11.07

802.11ax HEW20_Nss1,(MCS0)_2TX PSD

5240MHz

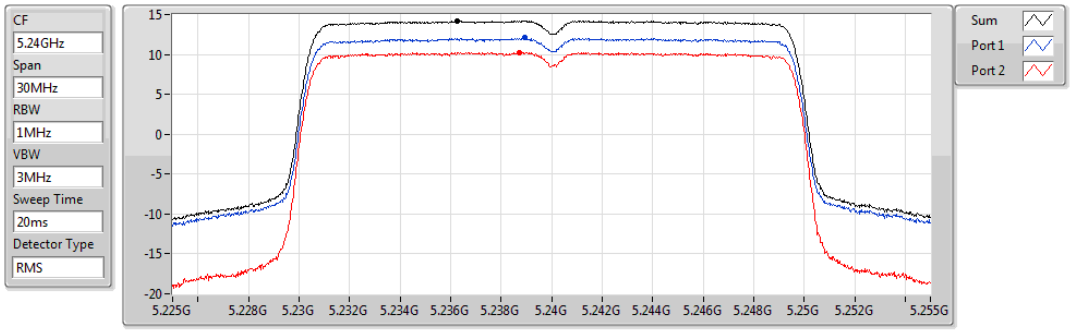

Sum	PD	Port 1	Port 2
(dBm/RBW)	(dBm/RBW)	(dBm/RBW)	(dBm/RBW)
14.24	14.24	12.07	10.23

802.11ax HEW20_Nss1,(MCS0)_2TX PSD

5260MHz

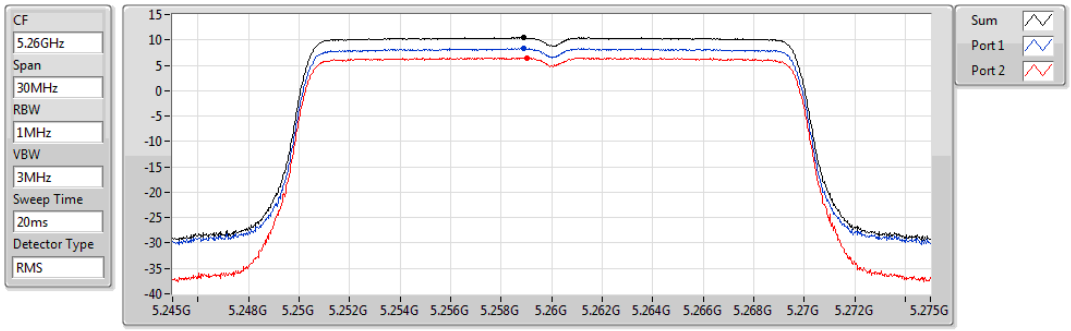

Sum	PD	Port 1	Port 2
(dBm/RBW)	(dBm/RBW)	(dBm/RBW)	(dBm/RBW)
10.47	10.47	8.30	6.47

802.11ax HEW20_Nss1,(MCS0)_2TX PSD

5300MHz

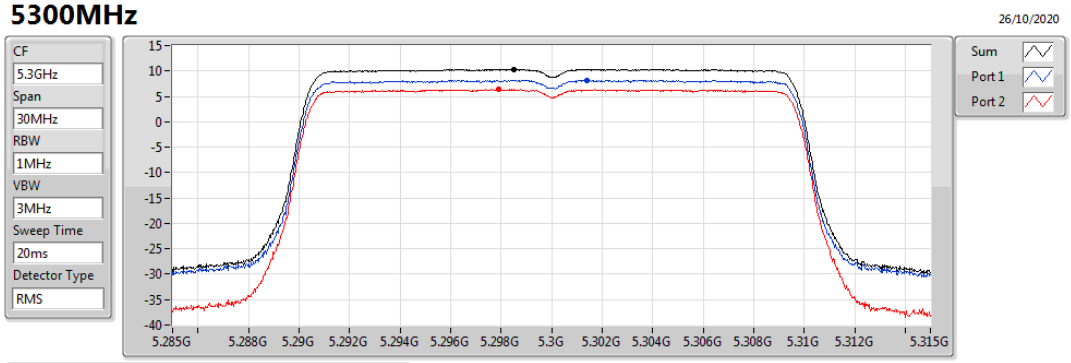

Sum	PD	Port 1	Port 2
(dBm/RBW)	(dBm/RBW)	(dBm/RBW)	(dBm/RBW)
10.31	10.31	8.17	6.32

802.11ax HEW20_Nss1,(MCS0)_2TX PSD

5320MHz

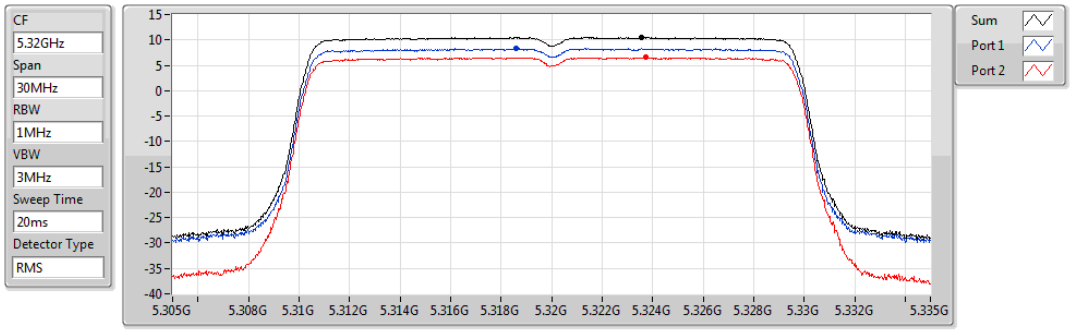

Sum	PD	Port 1	Port 2
(dBm/RBW)	(dBm/RBW)	(dBm/RBW)	(dBm/RBW)
10.48	10.48	8.32	6.52

802.11ax HEW20_Nss1,(MCS0)_2TX PSD

5500MHz

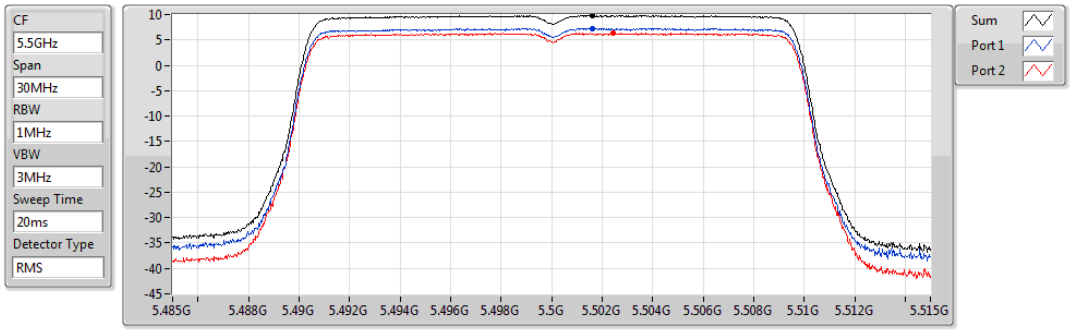

Sum	PD	Port 1	Port 2
(dBm/RBW)	(dBm/RBW)	(dBm/RBW)	(dBm/RBW)
9.78	9.78	7.25	6.33

802.11ax HEW20_Nss1,(MCS0)_2TX PSD

5580MHz

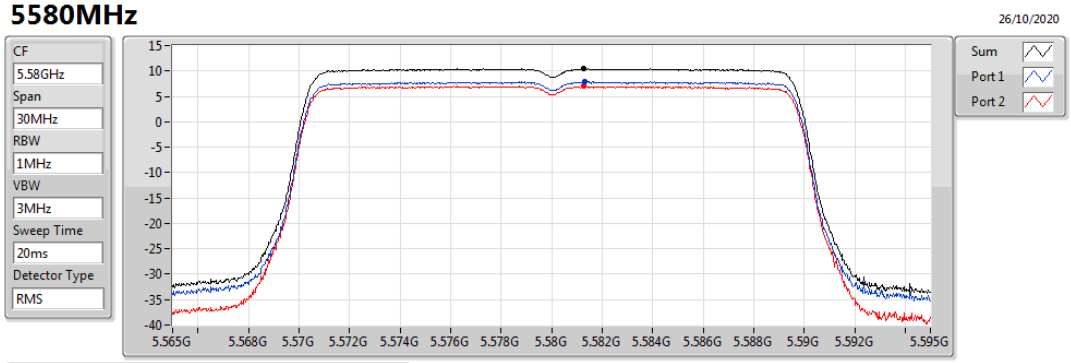

Sum	PD	Port 1	Port 2
(dBm/RBW)	(dBm/RBW)	(dBm/RBW)	(dBm/RBW)
10.43	10.43	7.87	7.01

802.11ax HEW20_Nss1,(MCS0)_2TX PSD

5700MHz

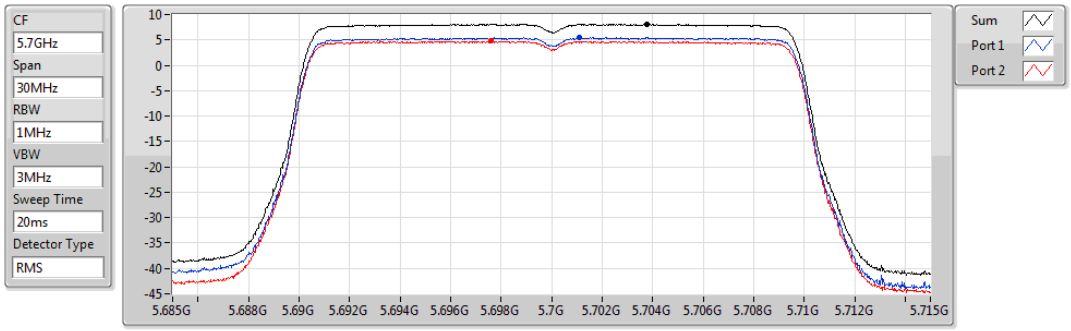

Sum	PD	Port 1	Port 2
(dBm/RBW)	(dBm/RBW)	(dBm/RBW)	(dBm/RBW)
8.04	8.04	5.42	4.74

802.11ax HEW20_Nss1,(MCS0)_2TX PSD

5720MHz Straddle 5.47-5.725GHz

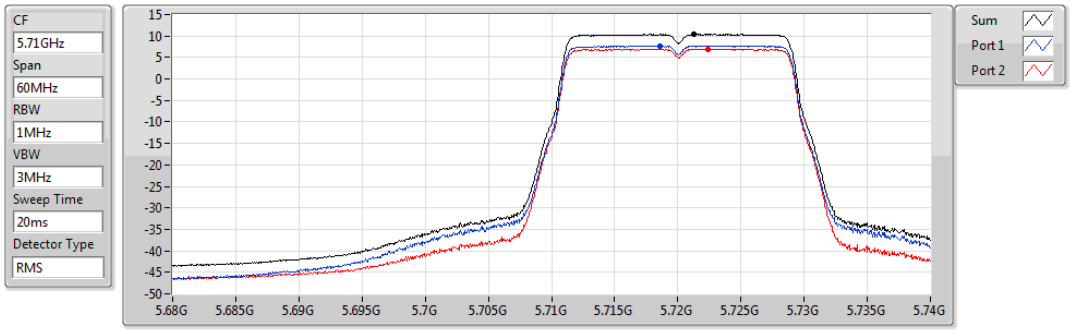

Sum	PD	Port 1	Port 2
(dBm/RBW)	(dBm/RBW)	(dBm/RBW)	(dBm/RBW)
10.37	10.37	7.76	6.97

802.11ax HEW20_Nss1,(MCS0)_2TX PSD

5720MHz Straddle 5.725-5.85GHz

26/10/2020

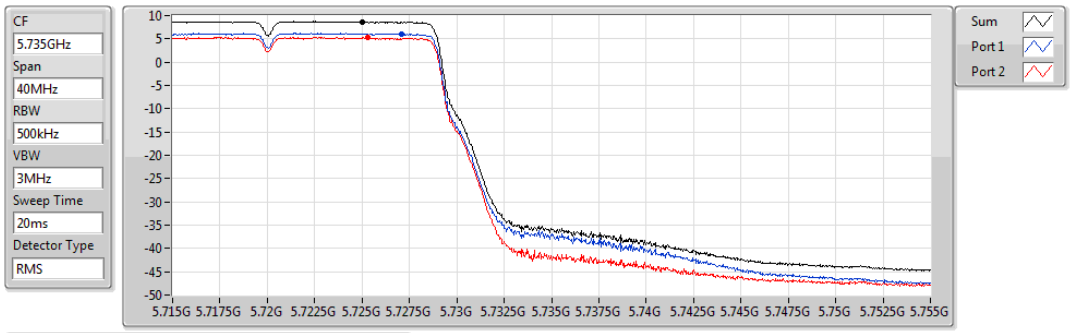

Sum	PD	Port 1	Port 2
(dBm/RBW)	(dBm/RBW)	(dBm/RBW)	(dBm/RBW)
8.64	8.64	6.08	5.32

802.11ax HEW20_Nss1,(MCS0)_2TX PSD

5745MHz

26/10/2020

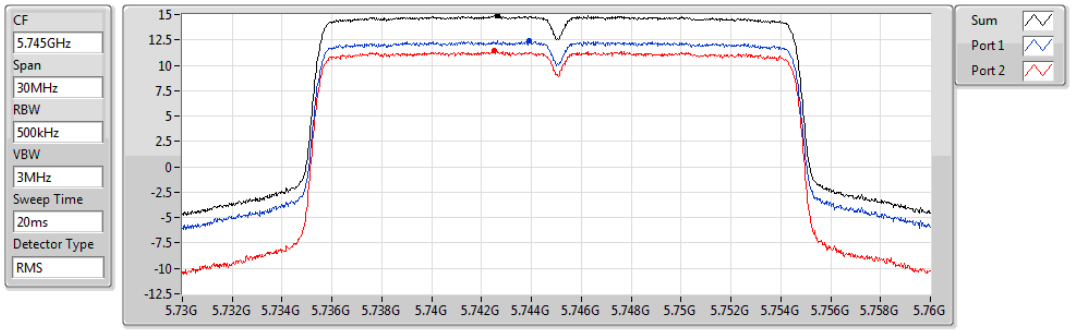

Sum	PD	Port 1	Port 2
(dBm/RBW)	(dBm/RBW)	(dBm/RBW)	(dBm/RBW)
14.89	14.89	12.38	11.49

802.11ax HEW20_Nss1,(MCS0)_2TX PSD

5785MHz

26/10/2020

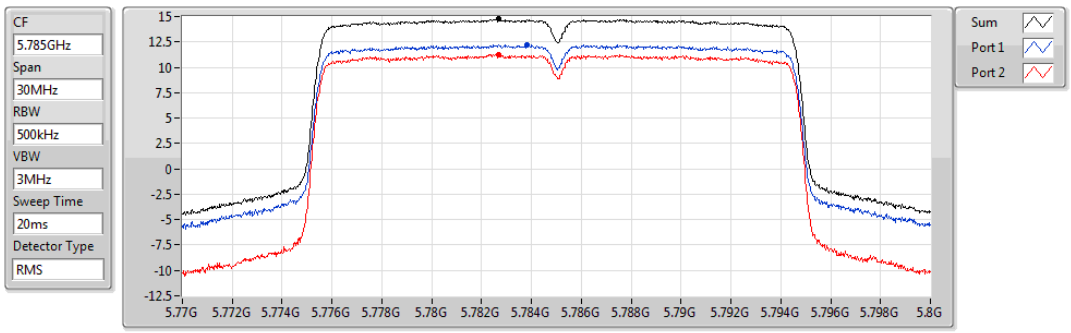

Sum	PD	Port 1	Port 2
(dBm/RBW)	(dBm/RBW)	(dBm/RBW)	(dBm/RBW)
14.75	14.75	12.22	11.24

802.11ax HEW20_Nss1,(MCS0)_2TX PSD

5825MHz

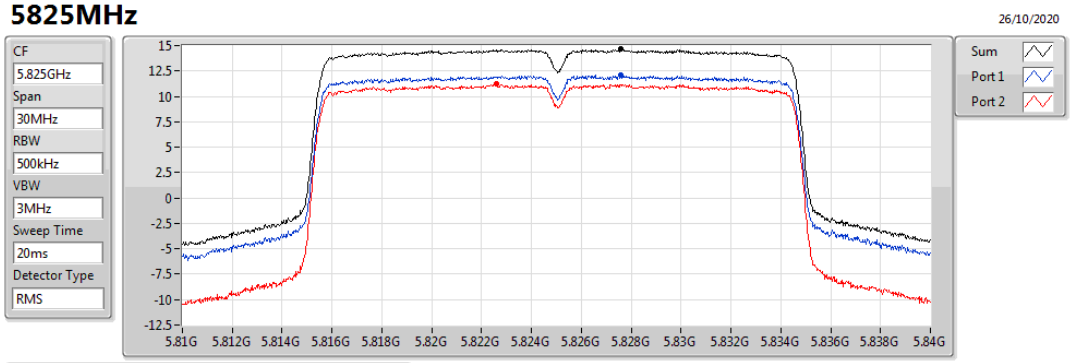

Sum	PD	Port 1	Port 2
(dBm/RBW)	(dBm/RBW)	(dBm/RBW)	(dBm/RBW)
14.63	14.63	12.08	11.23

802.11ax HEW40_Nss1,(MCS0)_2TX PSD

5190MHz

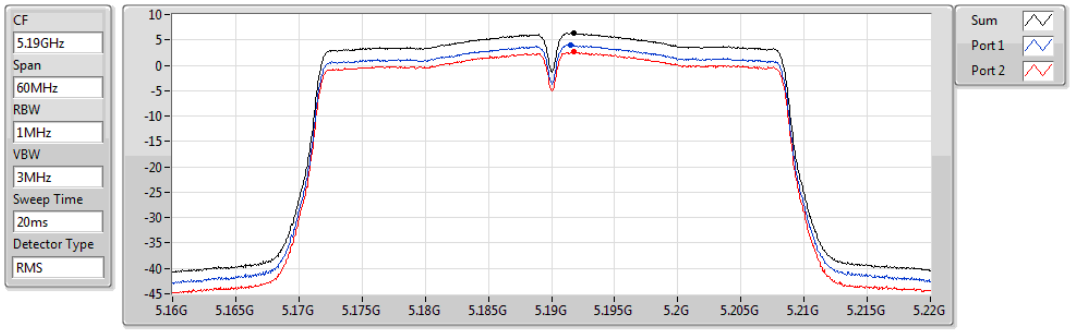

Sum	PD	Port 1	Port 2
(dBm/RBW)	(dBm/RBW)	(dBm/RBW)	(dBm/RBW)
6.34	6.34	4.04	2.66

802.11ax HEW40_Nss1,(MCS0)_2TX PSD

5230MHz

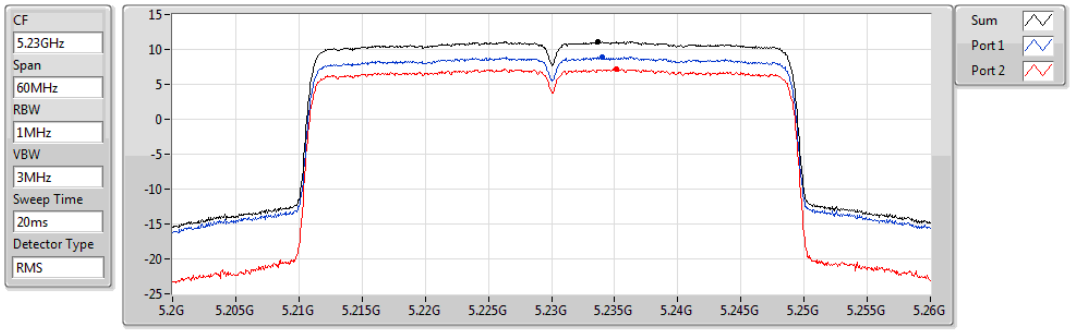

Sum	PD	Port 1	Port 2
(dBm/RBW)	(dBm/RBW)	(dBm/RBW)	(dBm/RBW)
11.07	11.07	8.89	7.19

802.11ax HEW40_Nss1,(MCS0)_2TX PSD

5270MHz

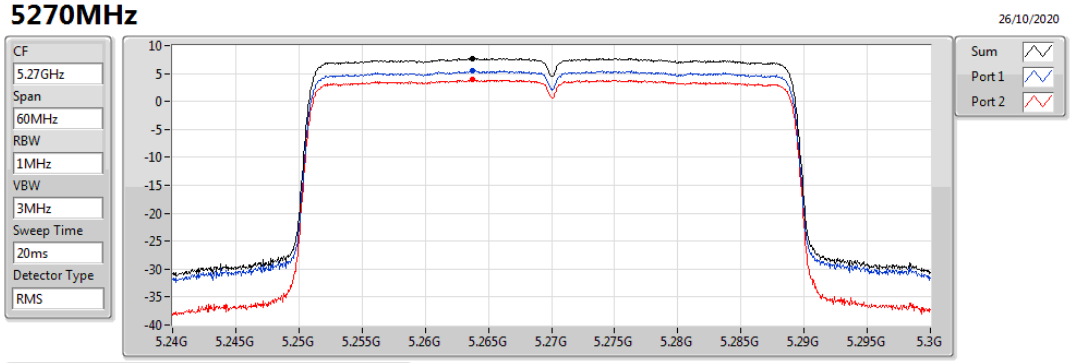

Sum	PD	Port 1	Port 2
(dBm/RBW)	(dBm/RBW)	(dBm/RBW)	(dBm/RBW)
7.74	7.74	5.45	3.86

802.11ax HEW40_Nss1,(MCS0)_2TX PSD

5310MHz

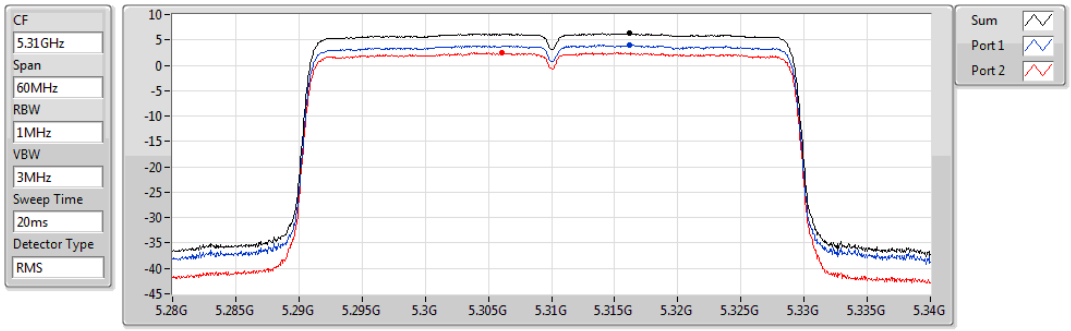

Sum	PD	Port 1	Port 2
(dBm/RBW)	(dBm/RBW)	(dBm/RBW)	(dBm/RBW)
6.26	6.26	3.99	2.49

802.11ax HEW40_Nss1,(MCS0)_2TX PSD

5510MHz

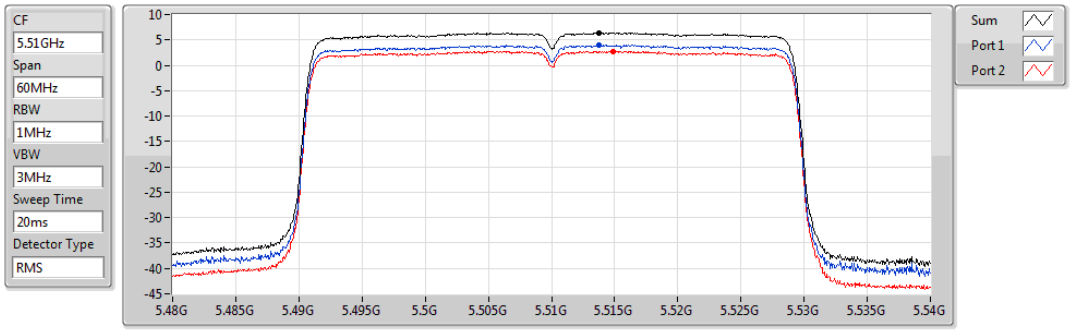

Sum	PD	Port 1	Port 2
(dBm/RBW)	(dBm/RBW)	(dBm/RBW)	(dBm/RBW)
6.41	6.41	3.95	2.78

802.11ax HEW40_Nss1,(MCS0)_2TX PSD

5550MHz

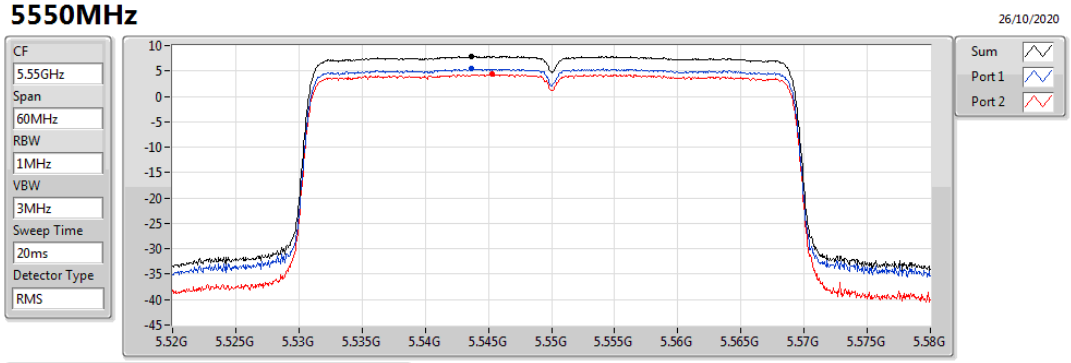

Sum	PD	Port 1	Port 2
(dBm/RBW)	(dBm/RBW)	(dBm/RBW)	(dBm/RBW)
7.87	7.87	5.41	4.37

802.11ax HEW40_Nss1,(MCS0)_2TX PSD

5670MHz

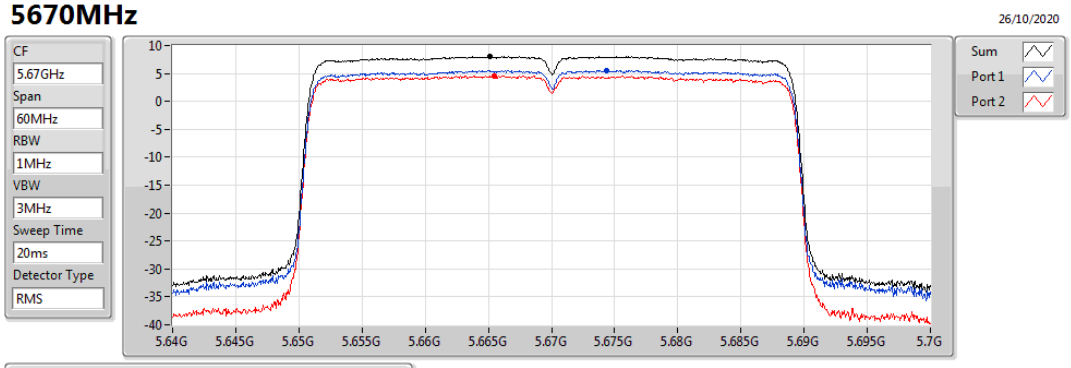

Sum	PD	Port 1	Port 2
(dBm/RBW)	(dBm/RBW)	(dBm/RBW)	(dBm/RBW)
8.04	8.04	5.55	4.59

802.11ax HEW40_Nss1,(MCS0)_2TX PSD

5710MHz Straddle 5.47-5.725GHz

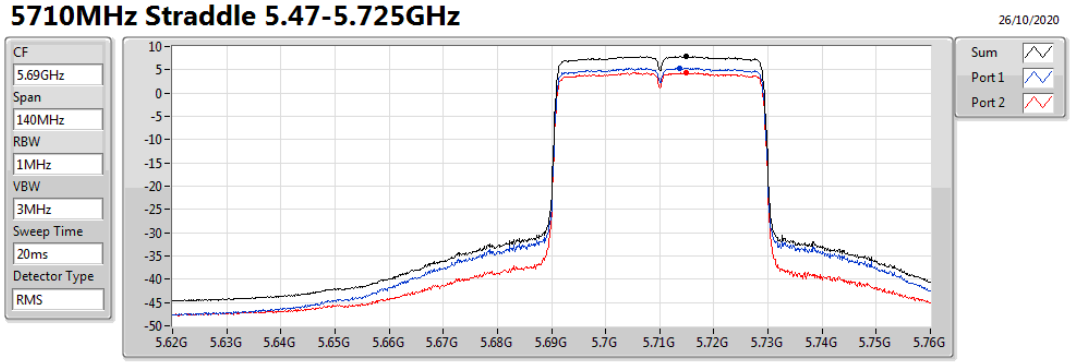

Sum	PD	Port 1	Port 2
(dBm/RBW)	(dBm/RBW)	(dBm/RBW)	(dBm/RBW)
7.87	7.87	5.40	4.38

802.11ax HEW40_Nss1,(MCS0)_2TX PSD

5710MHz Straddle 5.725-5.85GHz

26/10/2020

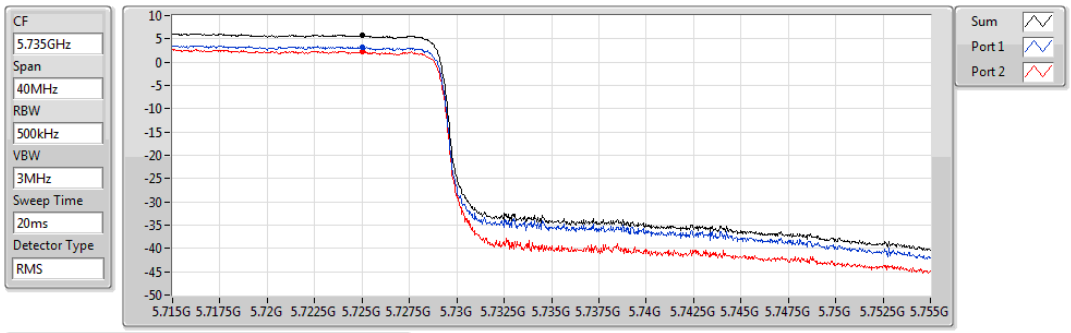

Sum	PD	Port 1	Port 2
(dBm/RBW)	(dBm/RBW)	(dBm/RBW)	(dBm/RBW)
5.72	5.72	3.13	2.24

802.11ax HEW40_Nss1,(MCS0)_2TX PSD

5755MHz

26/10/2020

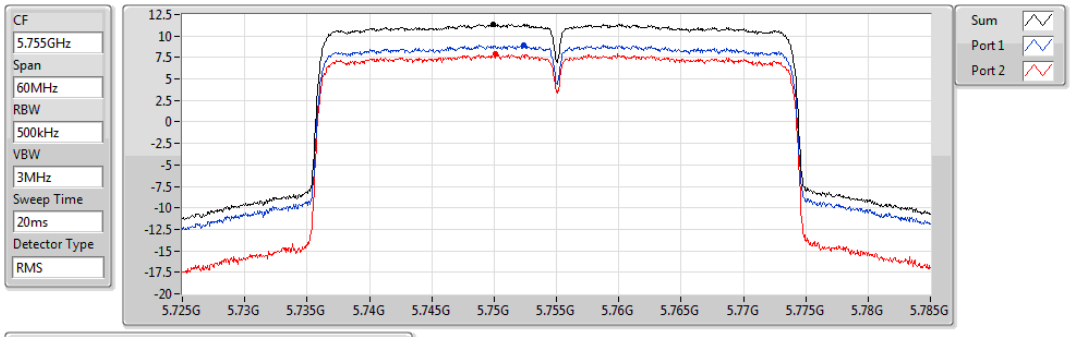

Sum	PD	Port 1	Port 2
(dBm/RBW)	(dBm/RBW)	(dBm/RBW)	(dBm/RBW)
11.40	11.40	8.91	7.98

802.11ax HEW40_Nss1,(MCS0)_2TX PSD

5795MHz

26/10/2020

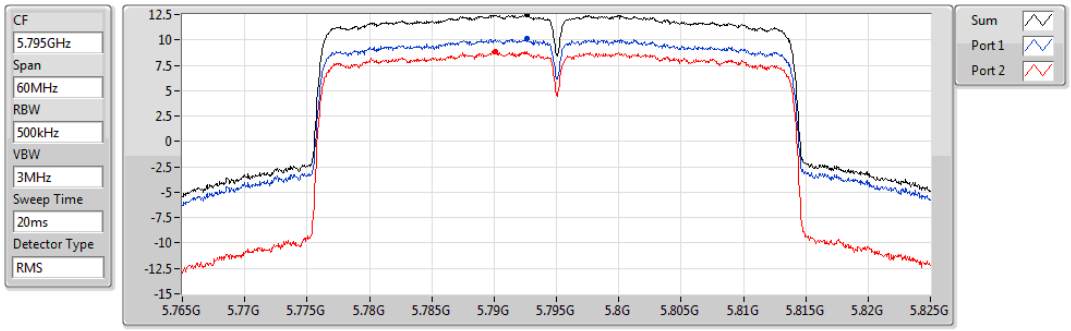

Sum	PD	Port 1	Port 2
(dBm/RBW)	(dBm/RBW)	(dBm/RBW)	(dBm/RBW)
12.47	12.47	10.12	8.84

802.11ax HEW80_Nss1,(MCS0)_2TX PSD

5210MHz

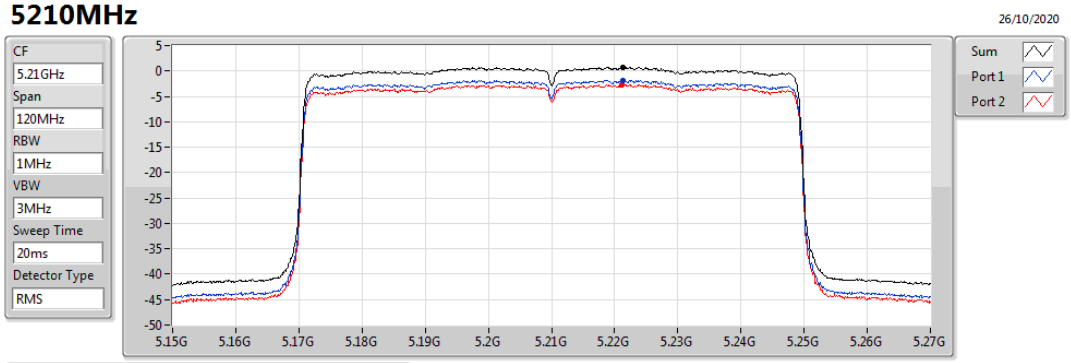

Sum	PD	Port 1	Port 2
(dBm/RBW)	(dBm/RBW)	(dBm/RBW)	(dBm/RBW)
0.71	0.71	-1.84	-2.76

802.11ax HEW80_Nss1,(MCS0)_2TX PSD

5290MHz

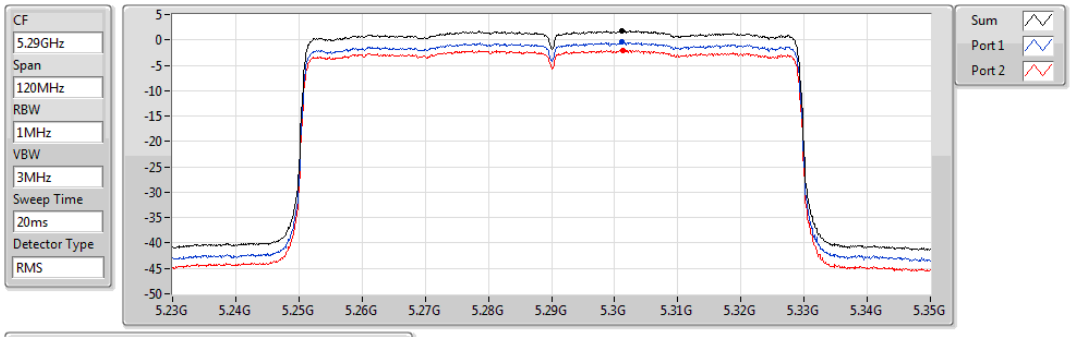

Sum	PD	Port 1	Port 2
(dBm/RBW)	(dBm/RBW)	(dBm/RBW)	(dBm/RBW)
1.81	1.81	-0.46	-1.99

802.11ax HEW80_Nss1,(MCS0)_2TX PSD

5530MHz

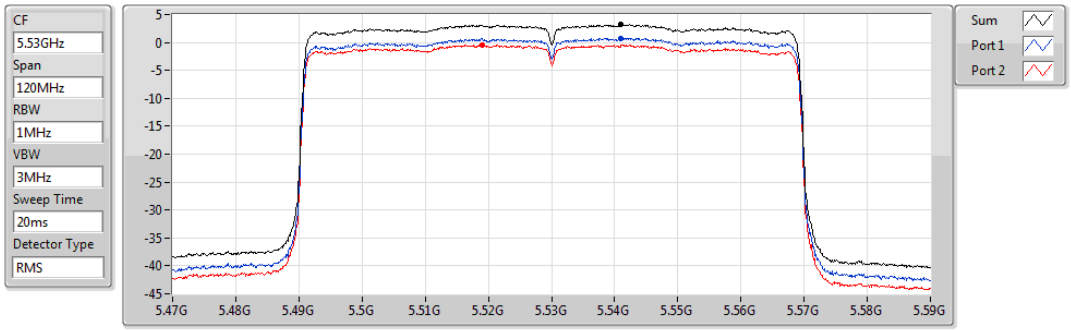

Sum	PD	Port 1	Port 2
(dBm/RBW)	(dBm/RBW)	(dBm/RBW)	(dBm/RBW)
3.19	3.19	0.78	-0.44

802.11ax HEW80_Nss1,(MCS0)_2TX PSD

5610MHz

26/10/2020

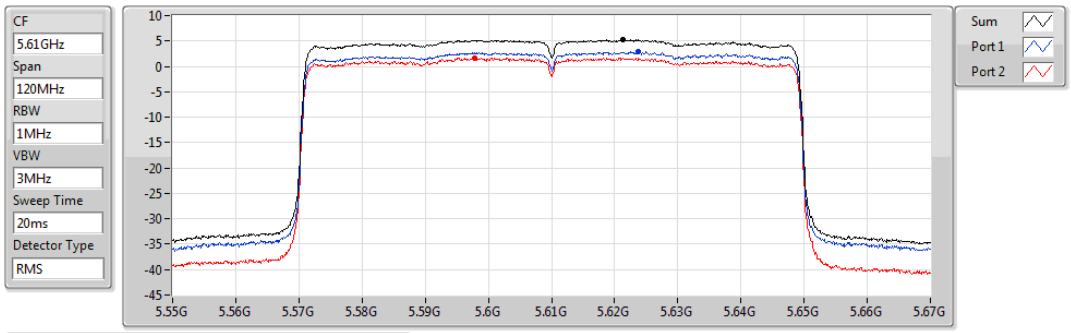

Sum	PD	Port 1	Port 2
(dBm/RBW)	(dBm/RBW)	(dBm/RBW)	(dBm/RBW)
5.25	5.25	2.83	1.66

802.11ax HEW80_Nss1,(MCS0)_2TX PSD

5690MHz Straddle 5.47-5.725GHz

26/10/2020

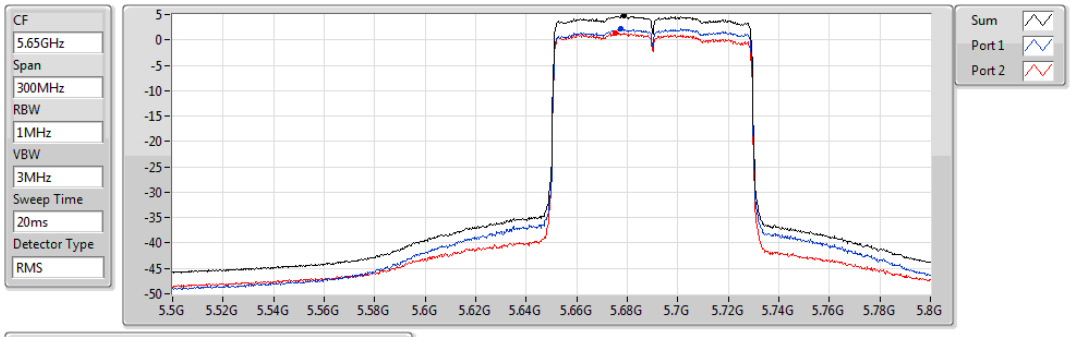

Sum	PD	Port 1	Port 2
(dBm/RBW)	(dBm/RBW)	(dBm/RBW)	(dBm/RBW)
4.72	4.72	2.12	1.37

802.11ax HEW80_Nss1,(MCS0)_2TX PSD

5690MHz Straddle 5.725-5.85GHz

26/10/2020

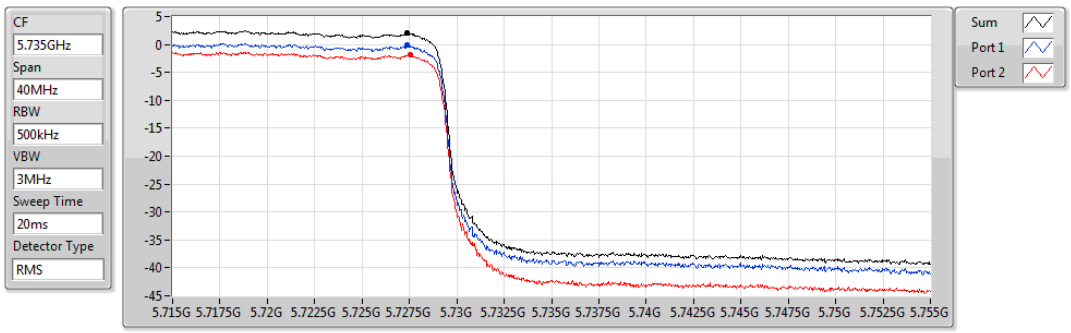

Sum	PD	Port 1	Port 2
(dBm/RBW)	(dBm/RBW)	(dBm/RBW)	(dBm/RBW)
2.01	2.01	-0.15	-1.85

802.11ax HEW80_Nss1,(MCS0)_2TX **PSD**

5775MHz

26/10/2020

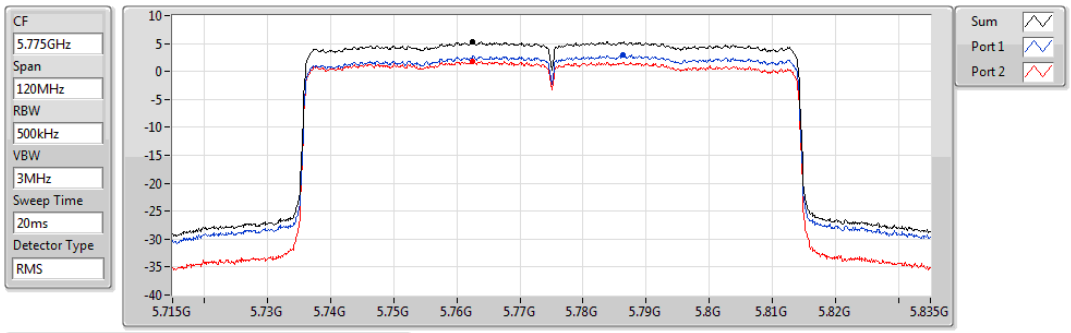

Sum	PD	Port 1	Port 2
(dBm/RBW)	(dBm/RBW)	(dBm/RBW)	(dBm/RBW)
5.34	5.34	2.88	1.89

Summary

Mode	PD (dBm/RBW)
5.15-5.25GHz	-
802.11ac VHT20-BF_Nss1,(MCS0)_2TX	14.97
802.11ac VHT40-BF_Nss1,(MCS0)_2TX	10.71
802.11ac VHT80-BF_Nss1,(MCS0)_2TX	3.85
5.25-5.35GHz	-
802.11ac VHT20-BF_Nss1,(MCS0)_2TX	10.84
802.11ac VHT40-BF_Nss1,(MCS0)_2TX	8.77
802.11ac VHT80-BF_Nss1,(MCS0)_2TX	3.72
5.47-5.725GHz	-
802.11ac VHT20-BF_Nss1,(MCS0)_2TX	10.90
802.11ac VHT40-BF_Nss1,(MCS0)_2TX	7.59
802.11ac VHT80-BF_Nss1,(MCS0)_2TX	4.83
5.725-5.85GHz	-
802.11ac VHT20-BF_Nss1,(MCS0)_2TX	14.97
802.11ac VHT40-BF_Nss1,(MCS0)_2TX	12.29
802.11ac VHT80-BF_Nss1,(MCS0)_2TX	6.07

RBW = 500 kHz for 5.725-5.85GHz band / 1MHz for other band;

Result

Mode	Result	DG (dBi)	Port 1 (dBm/RBW)	Port 2 (dBm/RBW)	PD (dBm/RBW)	PD Limit (dBm/RBW)
802.11ac VHT20-BF_Nss1,(MCS0)_2TX	-	-	-	-	-	-
5180MHz	Pass	5.200	11.73	9.90	13.86	17.00
5200MHz	Pass	5.200	12.74	11.06	14.97	17.00
5240MHz	Pass	5.200	11.62	10.03	13.85	17.00
5260MHz	Pass	5.450	8.07	6.43	10.29	11.00
5300MHz	Pass	5.450	8.08	6.47	10.31	11.00
5320MHz	Pass	5.450	8.56	7.07	10.84	11.00
5500MHz	Pass	5.900	8.35	7.54	10.90	11.00
5580MHz	Pass	5.900	7.73	6.98	10.31	11.00
5700MHz	Pass	5.900	6.68	5.99	9.31	11.00
5720MHz Straddle 5.47-5.725GHz	Pass	5.900	7.92	7.32	10.60	11.00
5720MHz Straddle 5.725-5.85GHz	Pass	5.900	6.31	5.73	9.00	30.00
5745MHz	Pass	5.900	12.51	11.48	14.97	30.00
5785MHz	Pass	5.900	12.30	11.41	14.85	30.00
5825MHz	Pass	5.900	12.28	11.43	14.82	30.00
802.11ac VHT40-BF_Nss1,(MCS0)_2TX	-	-	-	-	-	-
5190MHz	Pass	5.200	5.52	4.04	7.76	17.00
5230MHz	Pass	5.200	8.55	6.78	10.71	17.00
5270MHz	Pass	5.450	5.13	3.76	7.43	11.00
5310MHz	Pass	5.450	6.44	4.95	8.77	11.00
5510MHz	Pass	5.900	5.22	4.00	7.59	11.00
5550MHz	Pass	5.900	5.12	4.17	7.58	11.00
5670MHz	Pass	5.900	4.93	4.14	7.44	11.00
5710MHz Straddle 5.47-5.725GHz	Pass	5.900	4.93	4.24	7.55	11.00
5710MHz Straddle 5.725-5.85GHz	Pass	5.900	3.09	2.19	5.63	30.00
5755MHz	Pass	5.900	8.37	7.35	10.83	30.00
5795MHz	Pass	5.900	9.79	8.75	12.29	30.00
802.11ac VHT80-BF_Nss1,(MCS0)_2TX	-	-	-	-	-	-
5210MHz	Pass	5.200	1.36	0.24	3.85	17.00
5290MHz	Pass	5.450	1.38	0.03	3.72	11.00
5530MHz	Pass	5.900	1.84	0.52	4.21	11.00
5610MHz	Pass	5.900	2.33	1.20	4.76	11.00
5690MHz Straddle 5.47-5.725GHz	Pass	5.900	2.54	1.33	4.83	11.00
5690MHz Straddle 5.725-5.85GHz	Pass	5.900	-0.04	-1.67	2.16	30.00
5775MHz	Pass	5.900	3.58	2.64	6.07	30.00

DG = Directional Gain; **RBW** = 500 kHz for 5.725-5.85GHz band / 1MHz for other band;
PD = trace bin-by-bin of each transmits port summing can be performed maximum power density; **Port X** = Port X power density;

802.11ac VHT20-BF_Nss1,(MCS0)_2TX PSD

5180MHz

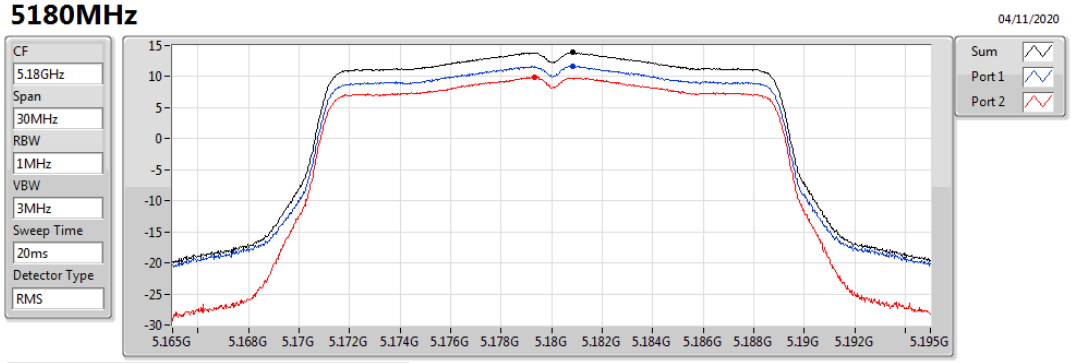

Sum	PD	Port 1	Port 2
(dBm/RBW)	(dBm/RBW)	(dBm/RBW)	(dBm/RBW)
13.86	13.86	11.73	9.90

802.11ac VHT20-BF_Nss1,(MCS0)_2TX PSD

5200MHz

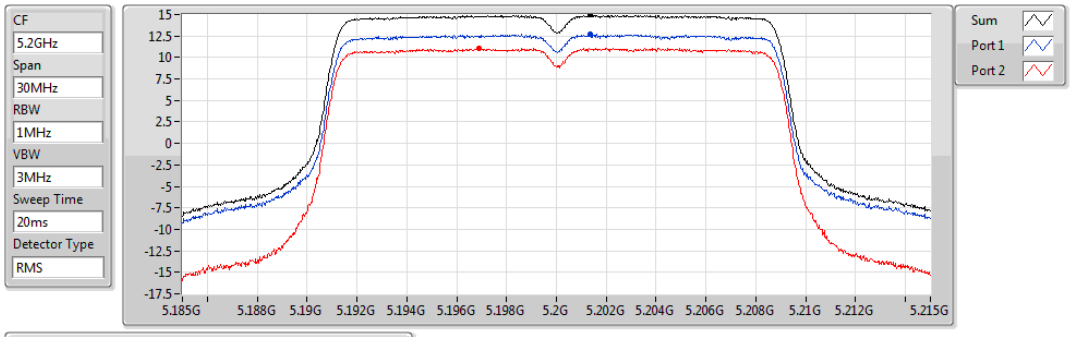

Sum	PD	Port 1	Port 2
(dBm/RBW)	(dBm/RBW)	(dBm/RBW)	(dBm/RBW)
14.97	14.97	12.74	11.06

802.11ac VHT20-BF_Nss1,(MCS0)_2TX PSD

5240MHz

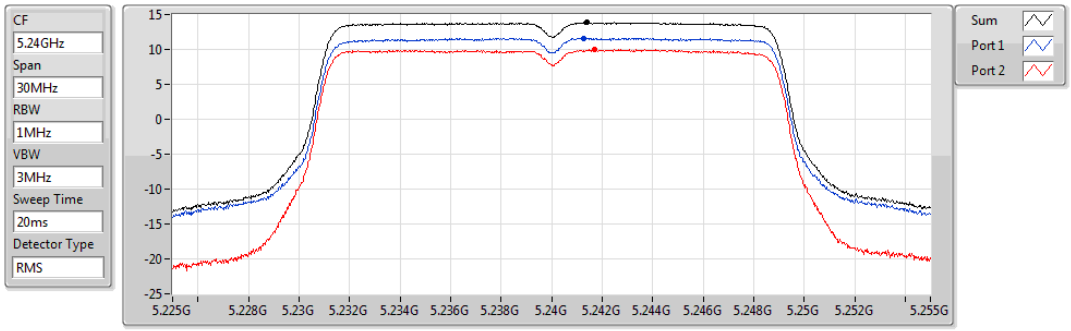

Sum	PD	Port 1	Port 2
(dBm/RBW)	(dBm/RBW)	(dBm/RBW)	(dBm/RBW)
13.85	13.85	11.62	10.03

802.11ac VHT20-BF_Nss1,(MCS0)_2TX PSD

5260MHz

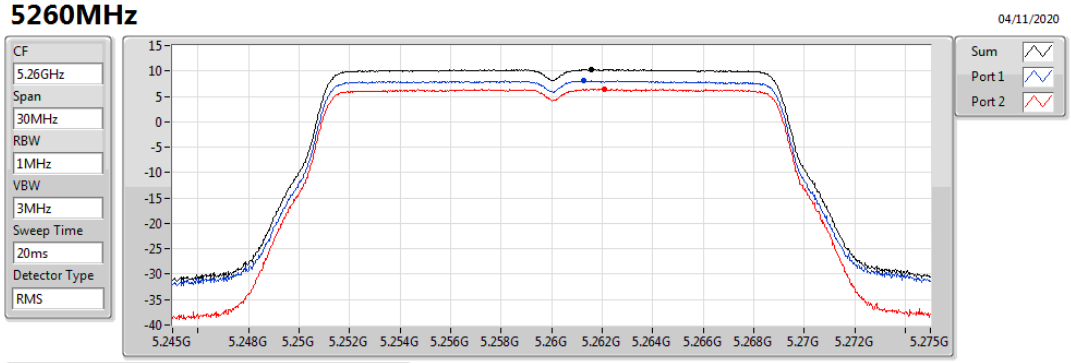

Sum	PD	Port 1	Port 2
(dBm/RBW)	(dBm/RBW)	(dBm/RBW)	(dBm/RBW)
10.29	10.29	8.07	6.43

802.11ac VHT20-BF_Nss1,(MCS0)_2TX PSD

5300MHz

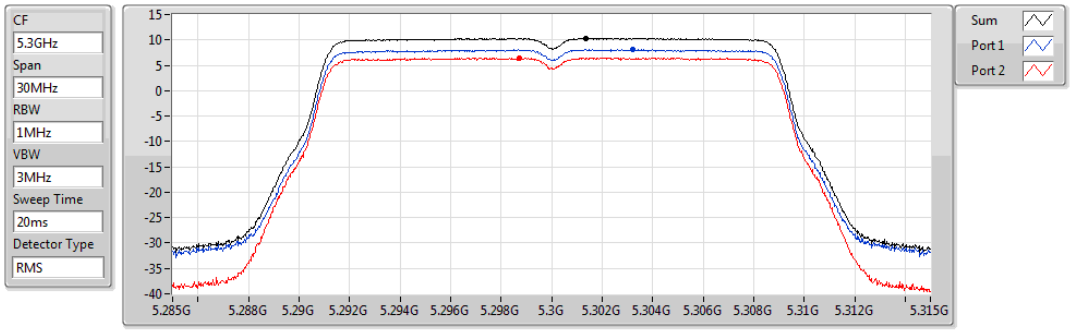

Sum	PD	Port 1	Port 2
(dBm/RBW)	(dBm/RBW)	(dBm/RBW)	(dBm/RBW)
10.31	10.31	8.08	6.47

802.11ac VHT20-BF_Nss1,(MCS0)_2TX PSD

5320MHz

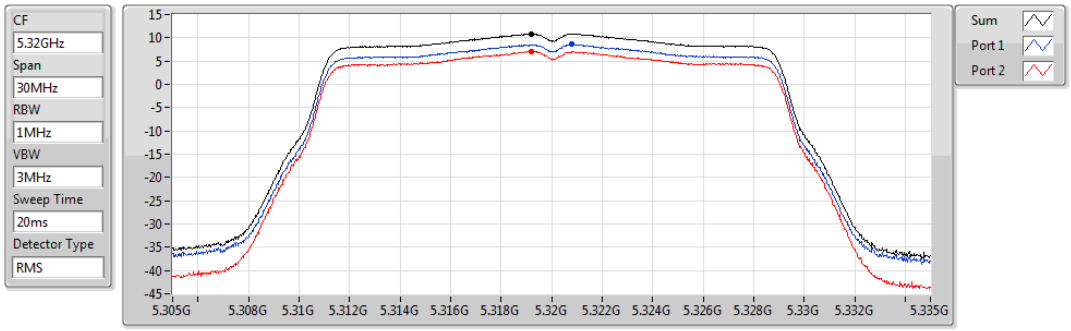

Sum	PD	Port 1	Port 2
(dBm/RBW)	(dBm/RBW)	(dBm/RBW)	(dBm/RBW)
10.84	10.84	8.56	7.07

802.11ac VHT20-BF_Nss1,(MCS0)_2TX PSD

5500MHz

04/11/2020

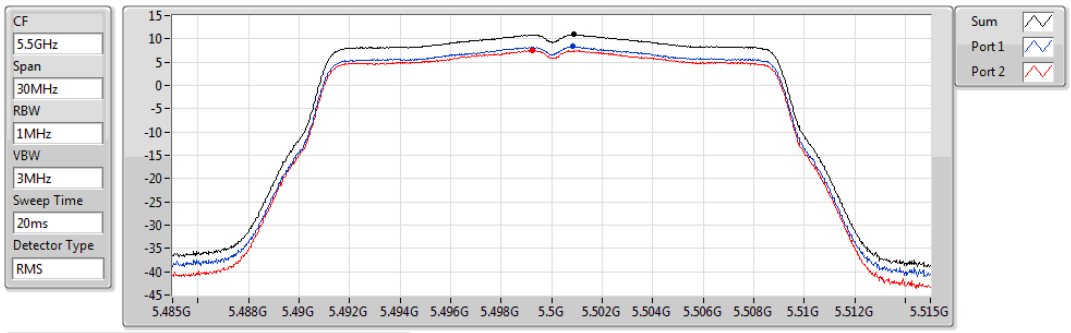

Sum	PD	Port 1	Port 2
(dBm/RBW)	(dBm/RBW)	(dBm/RBW)	(dBm/RBW)
10.90	10.90	8.35	7.54

802.11ac VHT20-BF_Nss1,(MCS0)_2TX PSD

5580MHz

04/11/2020

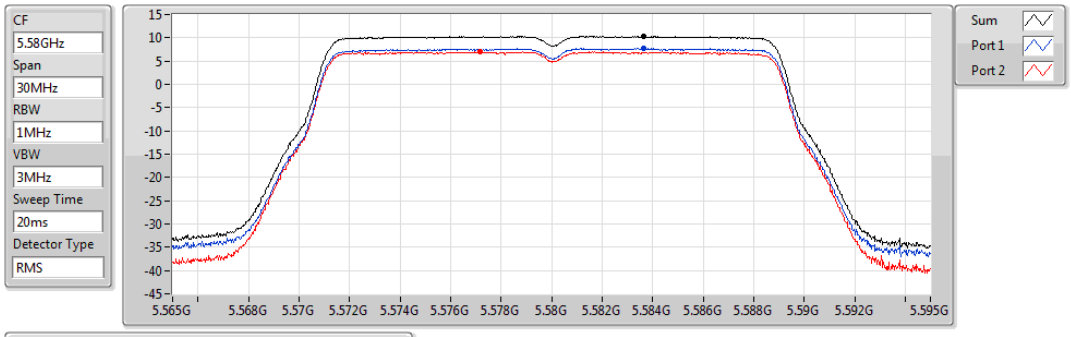

Sum	PD	Port 1	Port 2
(dBm/RBW)	(dBm/RBW)	(dBm/RBW)	(dBm/RBW)
10.31	10.31	7.73	6.98

802.11ac VHT20-BF_Nss1,(MCS0)_2TX PSD

5700MHz

04/11/2020

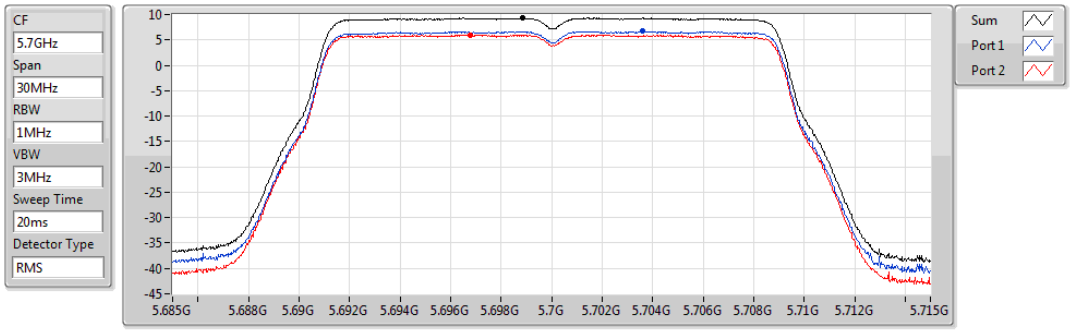

Sum	PD	Port 1	Port 2
(dBm/RBW)	(dBm/RBW)	(dBm/RBW)	(dBm/RBW)
9.31	9.31	6.68	5.99

802.11ac VHT20-BF_Nss1,(MCS0)_2TX PSD

5720MHz Straddle 5.47-5.725GHz

04/11/2020

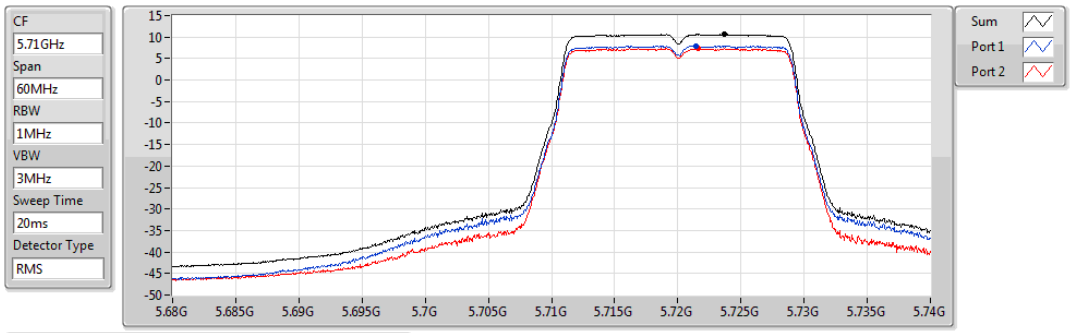

Sum	PD	Port 1	Port 2
(dBm/RBW)	(dBm/RBW)	(dBm/RBW)	(dBm/RBW)
10.60	10.60	7.92	7.32

802.11ac VHT20-BF_Nss1,(MCS0)_2TX PSD

5720MHz Straddle 5.725-5.85GHz

04/11/2020

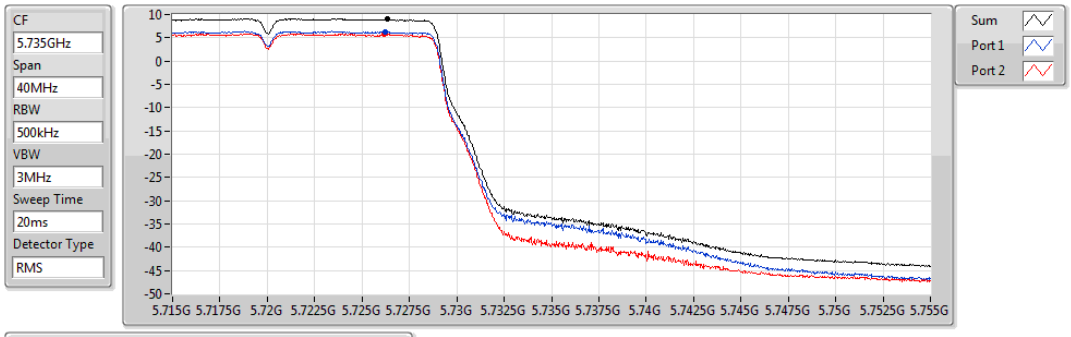

Sum	PD	Port 1	Port 2
(dBm/RBW)	(dBm/RBW)	(dBm/RBW)	(dBm/RBW)
9.00	9.00	6.31	5.73

802.11ac VHT20-BF_Nss1,(MCS0)_2TX PSD

5745MHz

04/11/2020

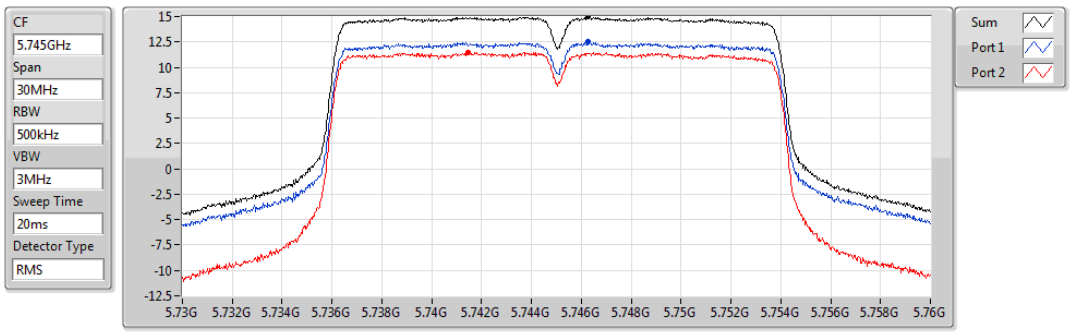

Sum	PD	Port 1	Port 2
(dBm/RBW)	(dBm/RBW)	(dBm/RBW)	(dBm/RBW)
14.97	14.97	12.51	11.48

802.11ac VHT20-BF_Nss1,(MCS0)_2TX PSD

5785MHz

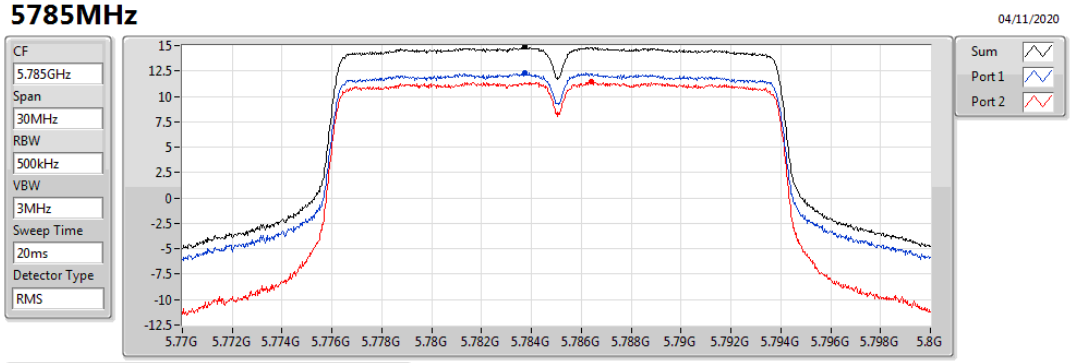

Sum	PD	Port 1	Port 2
(dBm/RBW)	(dBm/RBW)	(dBm/RBW)	(dBm/RBW)
14.85	14.85	12.30	11.41

802.11ac VHT20-BF_Nss1,(MCS0)_2TX PSD

5825MHz

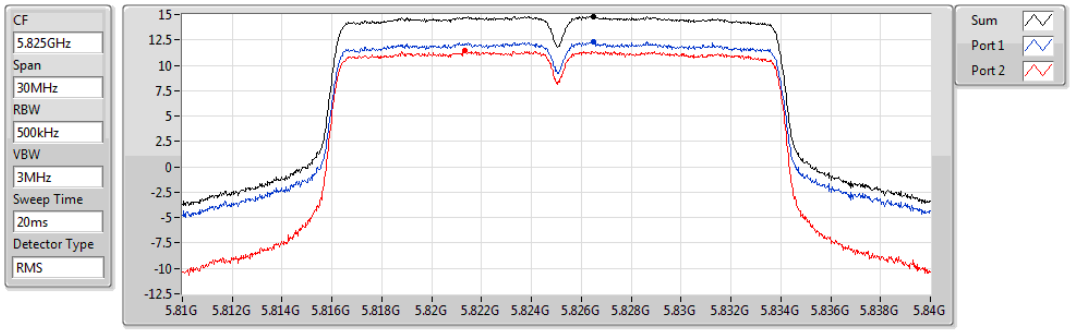

Sum	PD	Port 1	Port 2
(dBm/RBW)	(dBm/RBW)	(dBm/RBW)	(dBm/RBW)
14.82	14.82	12.28	11.43

802.11ac VHT40-BF_Nss1,(MCS0)_2TX PSD

5190MHz

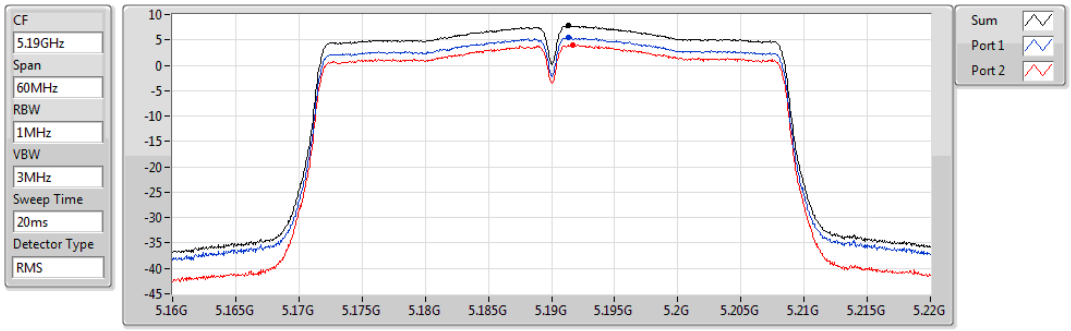

Sum	PD	Port 1	Port 2
(dBm/RBW)	(dBm/RBW)	(dBm/RBW)	(dBm/RBW)
7.76	7.76	5.52	4.04

802.11ac VHT40-BF_Nss1,(MCS0)_2TX PSD

5230MHz

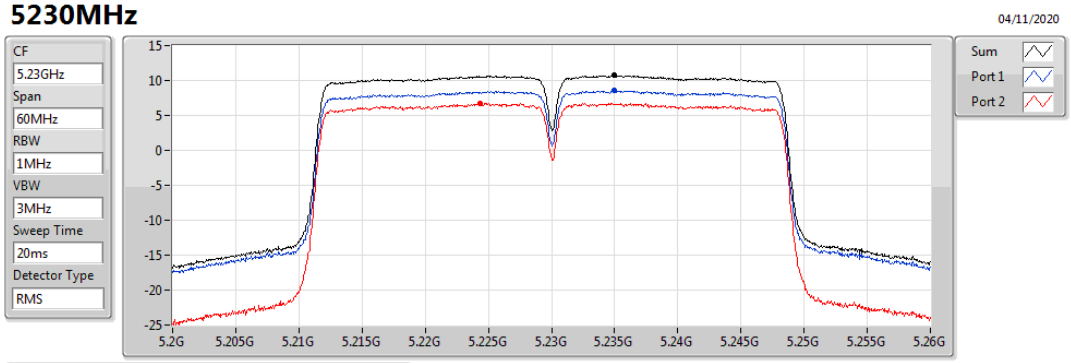

Sum	PD	Port 1	Port 2
(dBm/RBW)	(dBm/RBW)	(dBm/RBW)	(dBm/RBW)
10.71	10.71	8.55	6.78

802.11ac VHT40-BF_Nss1,(MCS0)_2TX PSD

5270MHz

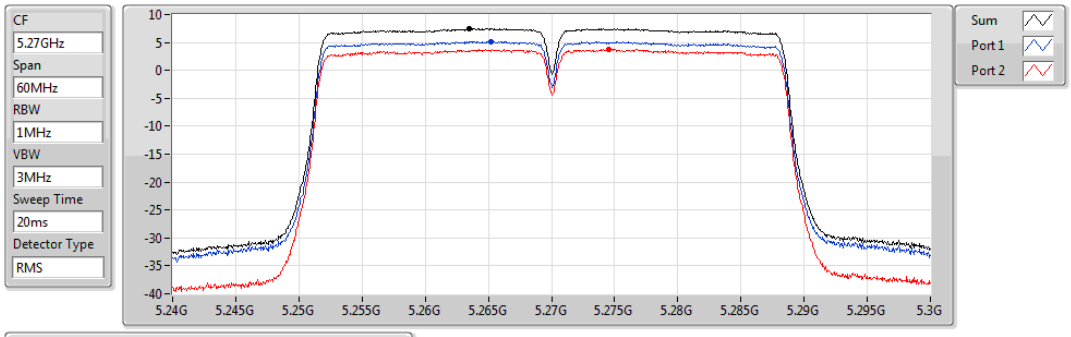

Sum	PD	Port 1	Port 2
(dBm/RBW)	(dBm/RBW)	(dBm/RBW)	(dBm/RBW)
7.43	7.43	5.13	3.76

802.11ac VHT40-BF_Nss1,(MCS0)_2TX PSD

5310MHz

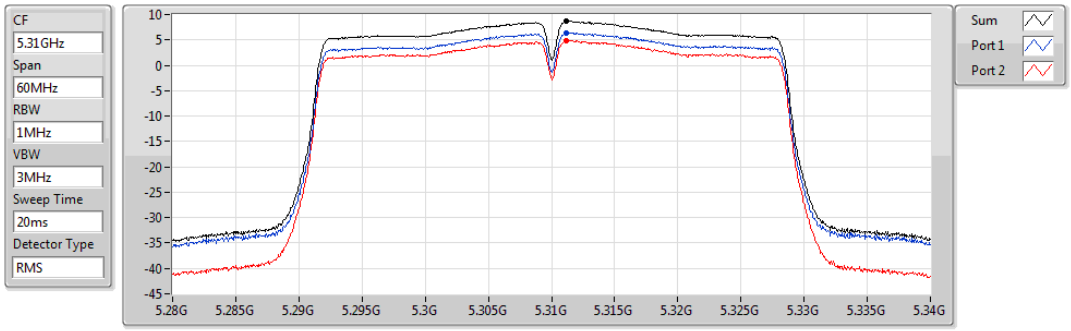

Sum	PD	Port 1	Port 2
(dBm/RBW)	(dBm/RBW)	(dBm/RBW)	(dBm/RBW)
8.77	8.77	6.44	4.95

802.11ac VHT40-BF_Nss1,(MCS0)_2TX PSD

5510MHz

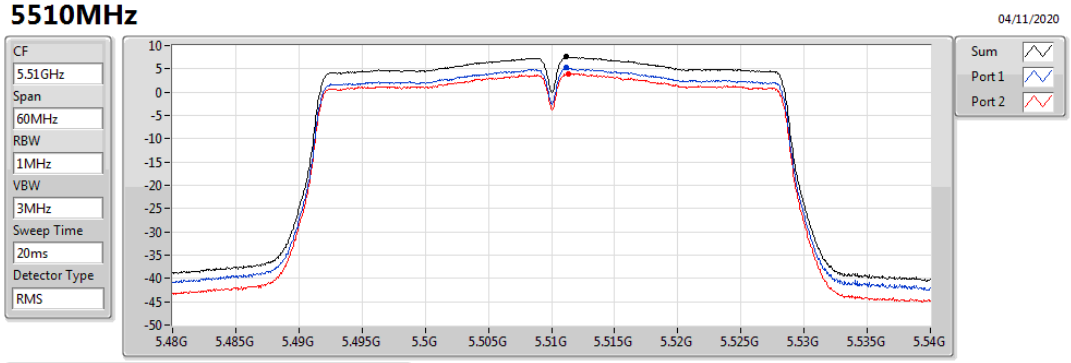

Sum	PD	Port 1	Port 2
(dBm/RBW)	(dBm/RBW)	(dBm/RBW)	(dBm/RBW)
7.59	7.59	5.22	4.00

802.11ac VHT40-BF_Nss1,(MCS0)_2TX PSD

5550MHz

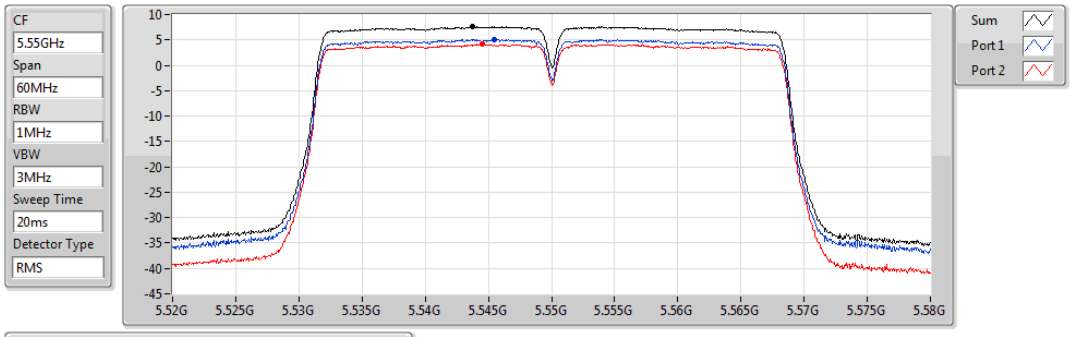

Sum	PD	Port 1	Port 2
(dBm/RBW)	(dBm/RBW)	(dBm/RBW)	(dBm/RBW)
7.58	7.58	5.12	4.17

802.11ac VHT40-BF_Nss1,(MCS0)_2TX PSD

5670MHz

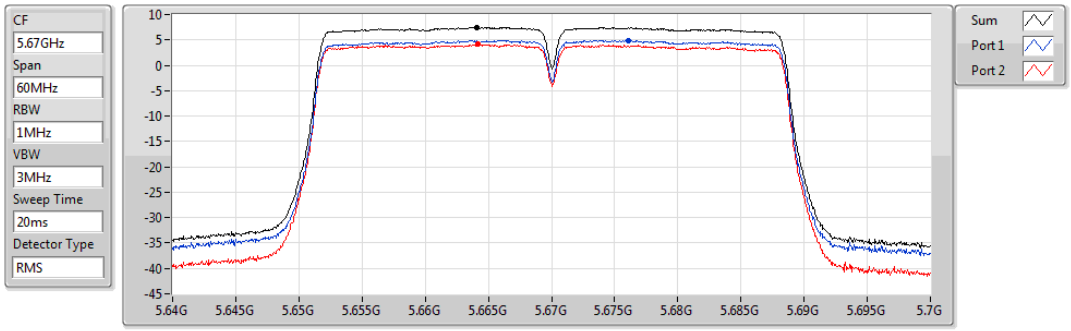

Sum	PD	Port 1	Port 2
(dBm/RBW)	(dBm/RBW)	(dBm/RBW)	(dBm/RBW)
7.44	7.44	4.93	4.14

802.11ac VHT40-BF_Nss1,(MCS0)_2TX PSD

5710MHz Straddle 5.47-5.725GHz

04/11/2020

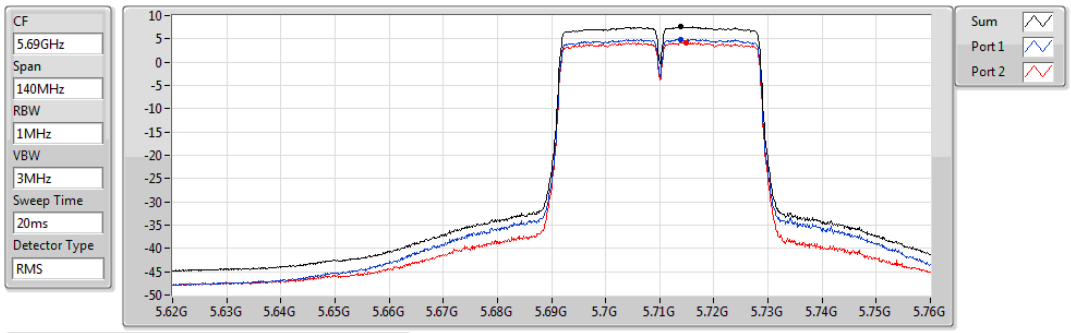

Sum	PD	Port 1	Port 2
(dBm/RBW)	(dBm/RBW)	(dBm/RBW)	(dBm/RBW)
7.55	7.55	4.93	4.24

802.11ac VHT40-BF_Nss1,(MCS0)_2TX PSD

5710MHz Straddle 5.725-5.85GHz

04/11/2020

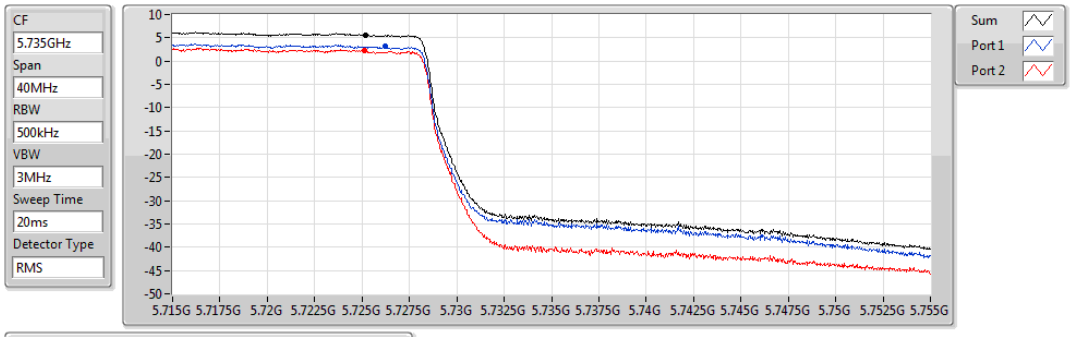

Sum	PD	Port 1	Port 2
(dBm/RBW)	(dBm/RBW)	(dBm/RBW)	(dBm/RBW)
5.63	5.63	3.09	2.19

802.11ac VHT40-BF_Nss1,(MCS0)_2TX PSD

5755MHz

04/11/2020

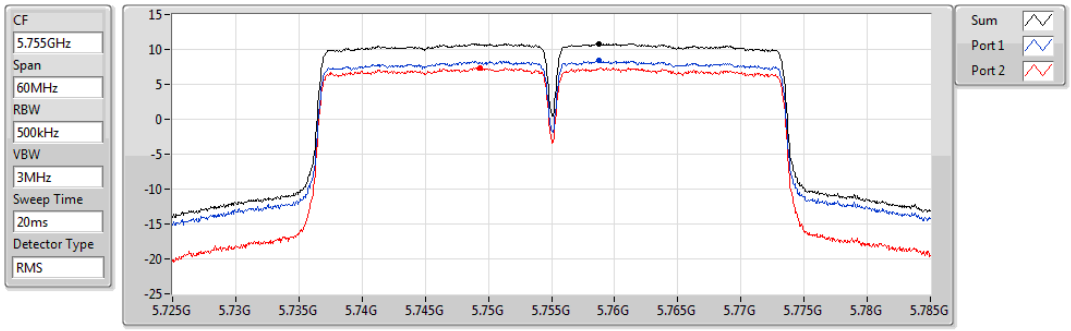

Sum	PD	Port 1	Port 2
(dBm/RBW)	(dBm/RBW)	(dBm/RBW)	(dBm/RBW)
10.83	10.83	8.37	7.35

802.11ac VHT40-BF_Nss1,(MCS0)_2TX PSD

5795MHz

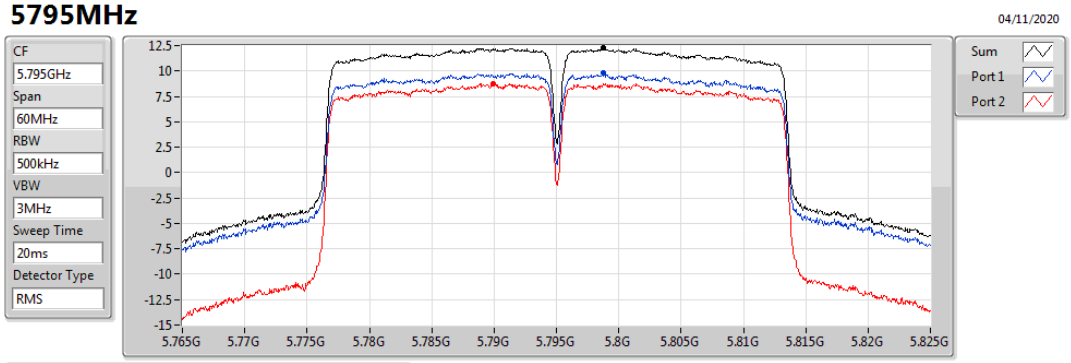

Sum	PD	Port 1	Port 2
(dBm/RBW)	(dBm/RBW)	(dBm/RBW)	(dBm/RBW)
12.29	12.29	9.79	8.75

802.11ac VHT80-BF_Nss1,(MCS0)_2TX PSD

5210MHz

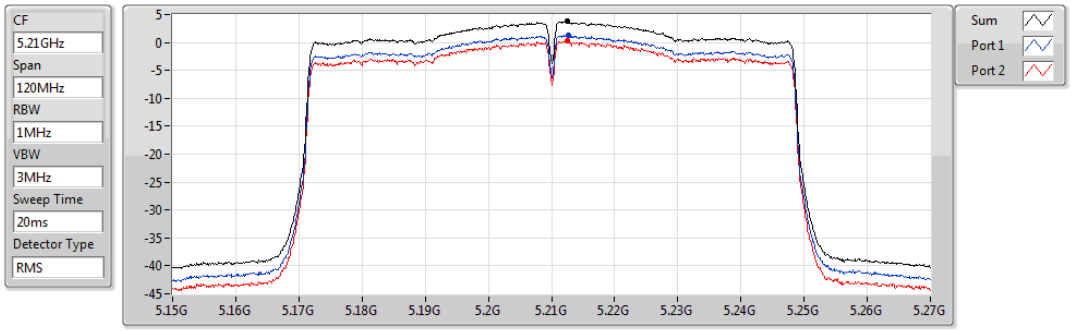

Sum	PD	Port 1	Port 2
(dBm/RBW)	(dBm/RBW)	(dBm/RBW)	(dBm/RBW)
3.85	3.85	1.36	0.24

802.11ac VHT80-BF_Nss1,(MCS0)_2TX PSD

5290MHz

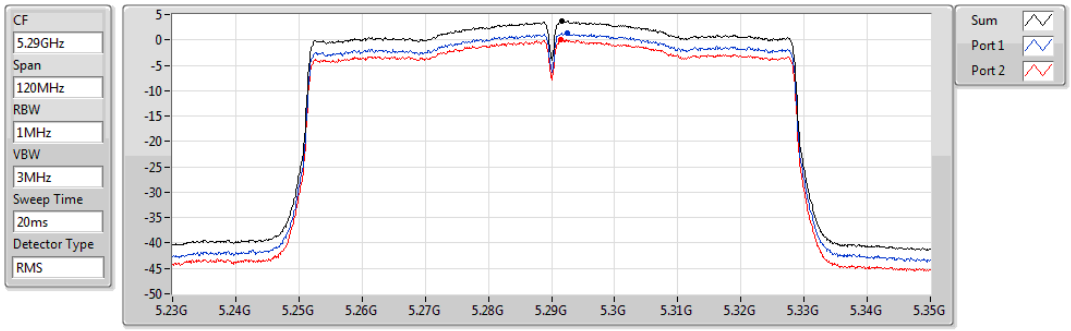

Sum	PD	Port 1	Port 2
(dBm/RBW)	(dBm/RBW)	(dBm/RBW)	(dBm/RBW)
3.72	3.72	1.38	0.03

802.11ac VHT80-BF_Nss1,(MCS0)_2TX PSD

5530MHz

04/11/2020

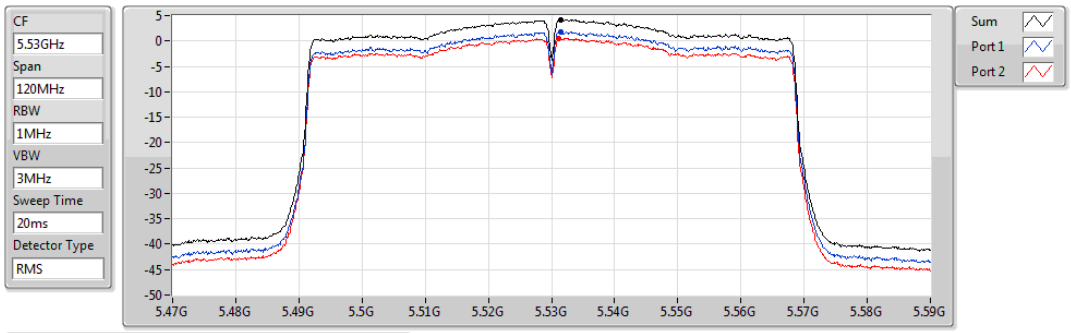

Sum	PD	Port 1	Port 2
(dBm/RBW)	(dBm/RBW)	(dBm/RBW)	(dBm/RBW)
4.21	4.21	1.84	0.52

802.11ac VHT80-BF_Nss1,(MCS0)_2TX PSD

5610MHz

04/11/2020

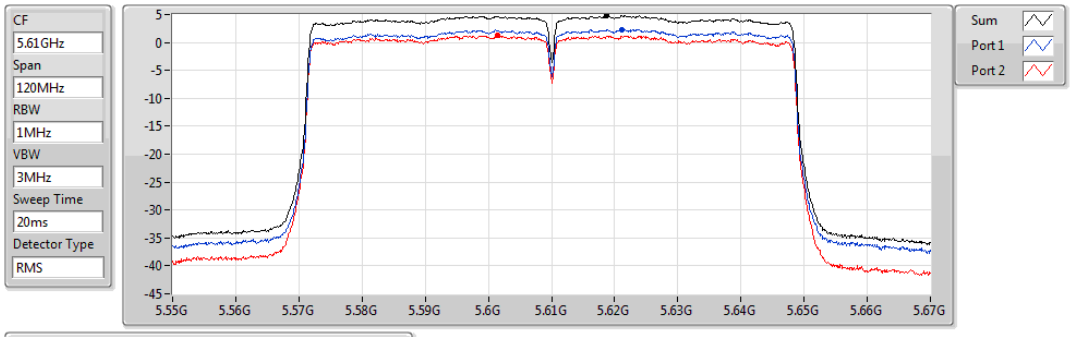

Sum	PD	Port 1	Port 2
(dBm/RBW)	(dBm/RBW)	(dBm/RBW)	(dBm/RBW)
4.76	4.76	2.33	1.20

802.11ac VHT80-BF_Nss1,(MCS0)_2TX PSD

5690MHz Straddle 5.47-5.725GHz

04/11/2020

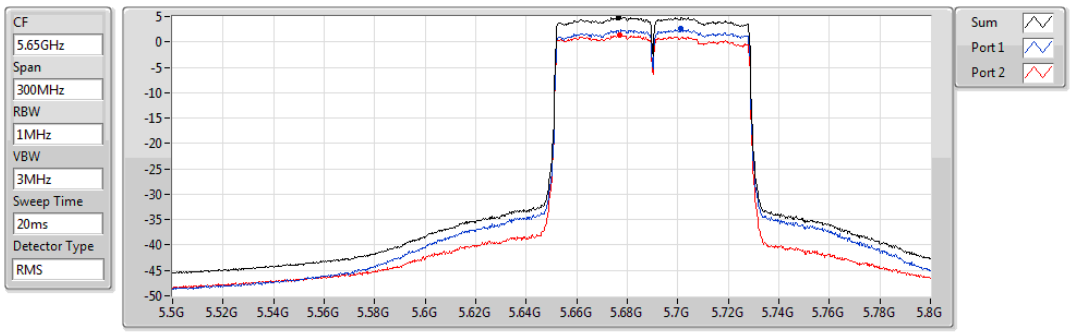

Sum	PD	Port 1	Port 2
(dBm/RBW)	(dBm/RBW)	(dBm/RBW)	(dBm/RBW)
4.83	4.83	2.54	1.33

802.11ac VHT80-BF_Nss1,(MCS0)_2TX PSD

5690MHz Straddle 5.725-5.85GHz

04/11/2020

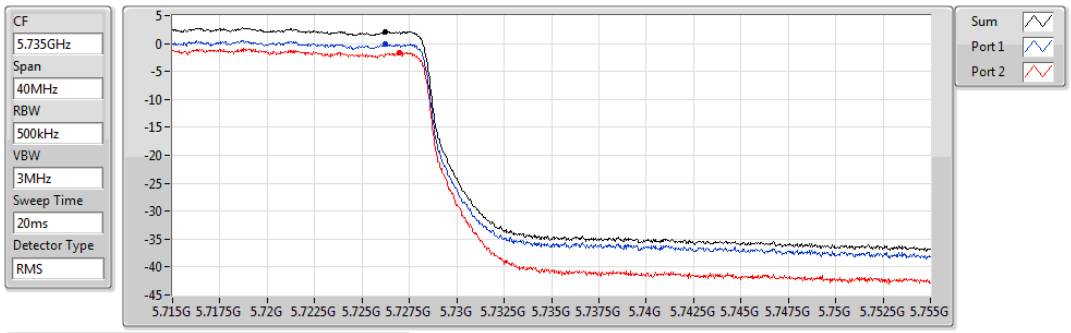

Sum	PD	Port 1	Port 2
(dBm/RBW)	(dBm/RBW)	(dBm/RBW)	(dBm/RBW)
2.16	2.16	-0.04	-1.67

802.11ac VHT80-BF_Nss1,(MCS0)_2TX PSD

5775MHz

04/11/2020

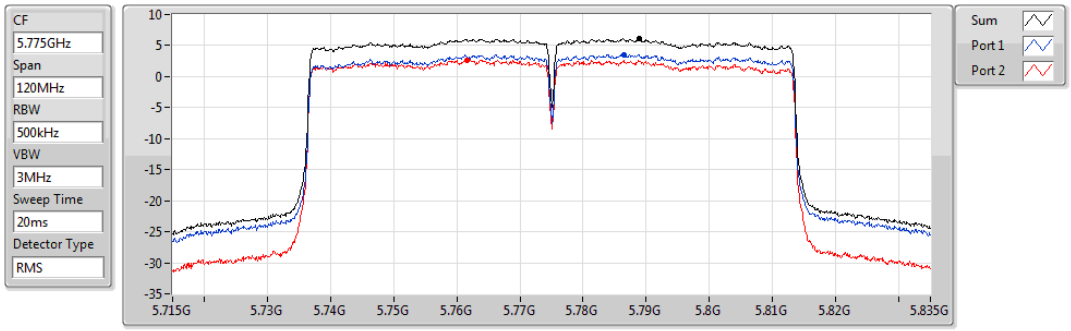

Sum	PD	Port 1	Port 2
(dBm/RBW)	(dBm/RBW)	(dBm/RBW)	(dBm/RBW)
6.07	6.07	3.58	2.64

Summary

Mode	Result	Type	Freq (Hz)	Level (dBuV/m)	Limit (dBuV/m)	Margin (dB)	Condition
Mode 2	Pass	QP	239.52M	42.94	46.00	-3.06	Horizontal

Mode 2

09/03/2021

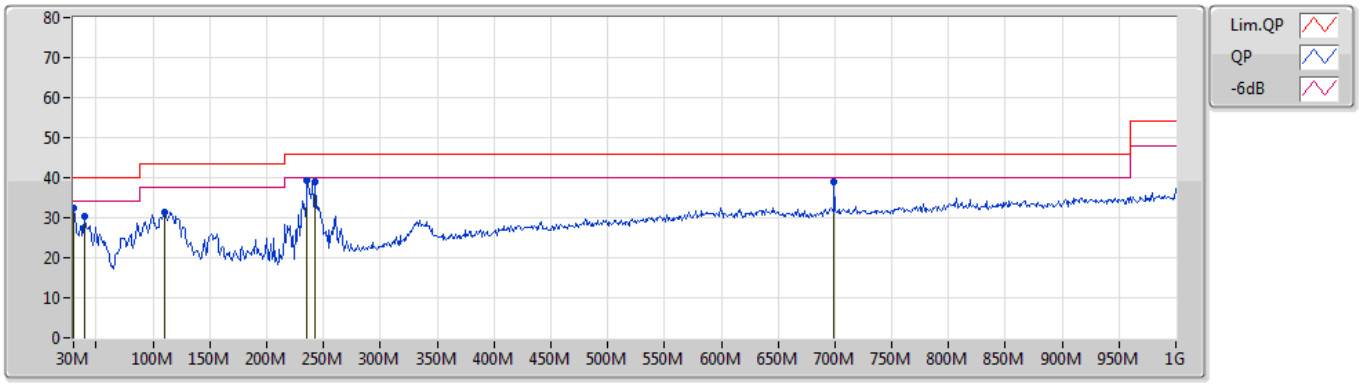

Type	Freq	Level	Limit	Margin	Factor	Dist	Condition	Azimuth	Height	Comment	Raw	AF	CL	PA
	(Hz)	(dBuV/m)	(dBuV/m)	(dB)	(dB)	(m)		(°)	(m)		(dBuV/m)	(dB/m)	(dB)	(dB)
PK	30M	32.49	40.00	-7.51	-7.58	3	Vertical	20	1.00	-	40.07	23.79	1.00	32.37
PK	39.7M	30.26	40.00	-9.74	-12.79	3	Vertical	262	3.00	-	43.05	18.49	1.09	32.37
PK	109.54M	31.22	43.50	-12.28	-12.54	3	Vertical	189	1.25	-	43.76	17.87	1.90	32.31
PK	235.64M	39.33	46.00	-6.67	-12.69	3	Vertical	223	1.00	"Worst"	52.02	16.71	2.81	32.21
PK	242.43M	39.00	46.00	-7.00	-11.91	3	Vertical	240	1.00	-	50.91	17.44	2.85	32.20
PK	699.3M	38.89	46.00	-7.11	-1.43	3	Vertical	227	1.00	-	40.32	25.46	5.10	31.99

Mode 2

09/03/2021

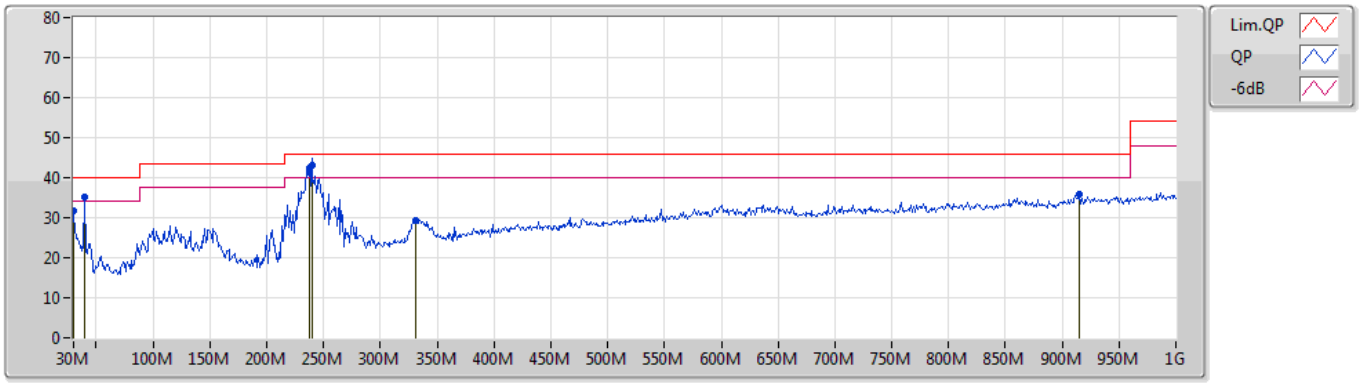

Type	Freq	Level	Limit	Margin	Factor	Dist	Condition	Azimuth	Height	Comment	Raw	AF	CL	PA
	(Hz)	(dBuV/m)	(dBuV/m)	(dB)	(dB)	(m)		(°)	(m)		(dBuV/m)	(dB/m)	(dB)	(dB)
PK	30M	31.82	40.00	-8.18	-7.58	3	Horizontal	314	1.50	-	39.40	23.79	1.00	32.37
PK	39.7M	35.15	40.00	-4.85	-12.79	3	Horizontal	309	1.25	-	47.94	18.49	1.09	32.37
PK	237.58M	42.43	46.00	-3.57	-12.44	3	Horizontal	299	1.25	-	54.87	16.93	2.83	32.20
QP	239.52M	42.94	46.00	-3.06	-12.20	3	Horizontal	281	1.00	"Worst"	55.14	17.16	2.84	32.20
PK	331.67M	29.34	46.00	-16.66	-9.06	3	Horizontal	233	1.00	-	38.40	19.72	3.35	32.13
PK	915.61M	35.75	46.00	-10.25	1.46	3	Horizontal	303	2.00	-	34.29	26.67	5.96	31.17

Summary

Mode	Result	Type	Freq (Hz)	Level (dBuV/m)	Limit (dBuV/m)	Margin (dB)	Dist (m)	Condition	Azimuth (°)	Height (m)	Comments
5.15-5.25GHz	-	-	-	-	-	-	-	-	-	-	-
802.11ax HEW20_Nss1,(MCS0)_2TX	Pass	AV	5.15G	53.98	54.00	-0.02	3	Vertical	356	1.03	-

802.11a_Nss1,(6Mbps)_2TX

5180MHz_TX

23/10/2020

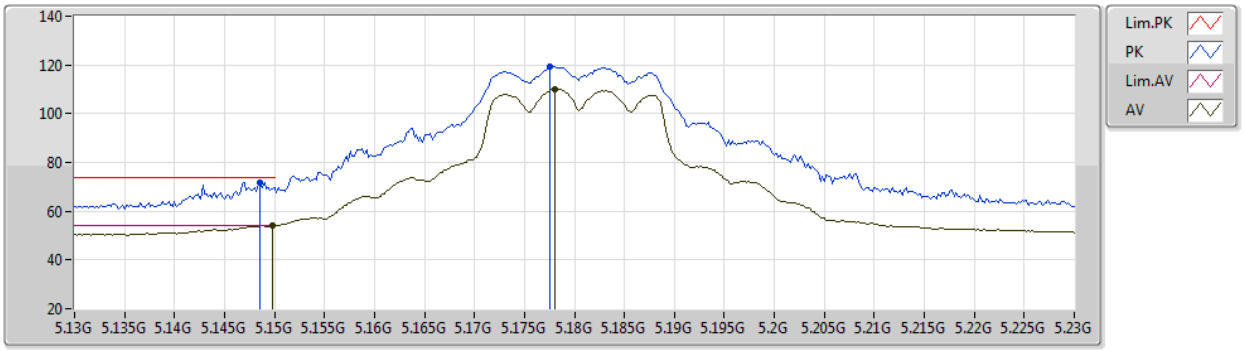

EUT Z_2TX
Setting 94
02-E-K-4-10

Type	Freq	Level	Limit	Margin	Raw	Dist	Condition	Azimuth	Height	Comment	AF	CL	PA
	(Hz)	(dBuV/m)	(dBuV/m)	(dB)	(dBuV)	(m)		(°)	(m)		(dB)	(dB)	(dB)
PK	5.1486G	71.91	74.00	-2.09	65.19	3	Vertical	360	1.08	-	33.45	5.00	31.73
AV	5.1498G	53.94	54.00	-0.06	47.22	3	Vertical	360	1.08	-	33.45	5.00	31.73
PK	5.1776G	119.25	Inf	-Inf	112.42	3	Vertical	360	1.08	-	33.48	5.06	31.71
AV	5.178G	109.94	Inf	-Inf	103.11	3	Vertical	360	1.08	-	33.48	5.06	31.71

802.11a_Nss1,(6Mbps)_2TX

5180MHz_TX

23/10/2020

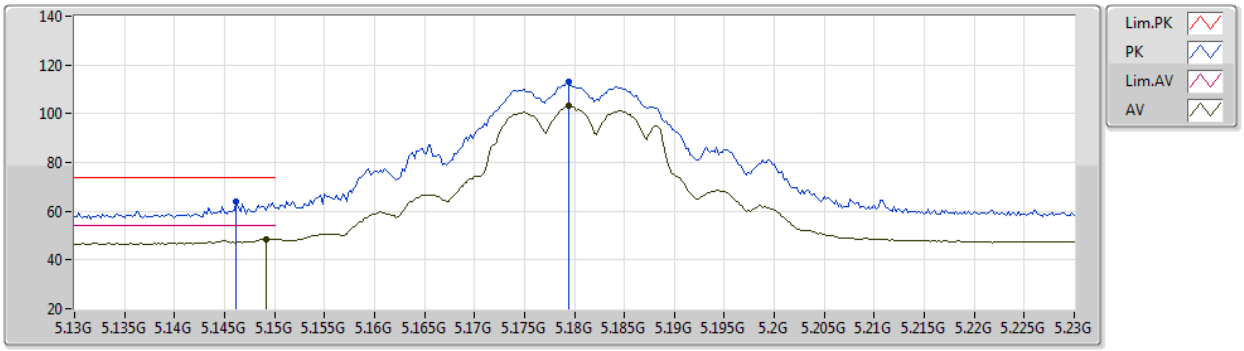

EUT Z_2TX
Setting 94
02-E-K-4-10

Type	Freq	Level	Limit	Margin	Raw	Dist	Condition	Azimuth	Height	Comment	AF	CL	PA
	(Hz)	(dBuV/m)	(dBuV/m)	(dB)	(dBuV)	(m)		(°)	(m)		(dB)	(dB)	(dB)
PK	5.1462G	63.77	74.00	-10.23	57.06	3	Horizontal	116	1.31	-	33.45	4.99	31.73
AV	5.1492G	48.65	54.00	-5.35	41.93	3	Horizontal	116	1.31	-	33.45	5.00	31.73
PK	5.1794G	112.89	Inf	-Inf	106.05	3	Horizontal	116	1.31	-	33.48	5.06	31.70
AV	5.1794G	103.07	Inf	-Inf	96.23	3	Horizontal	116	1.31	-	33.48	5.06	31.70

802.11a_Nss1,(6Mbps)_2TX

5180MHz_TX

23/10/2020

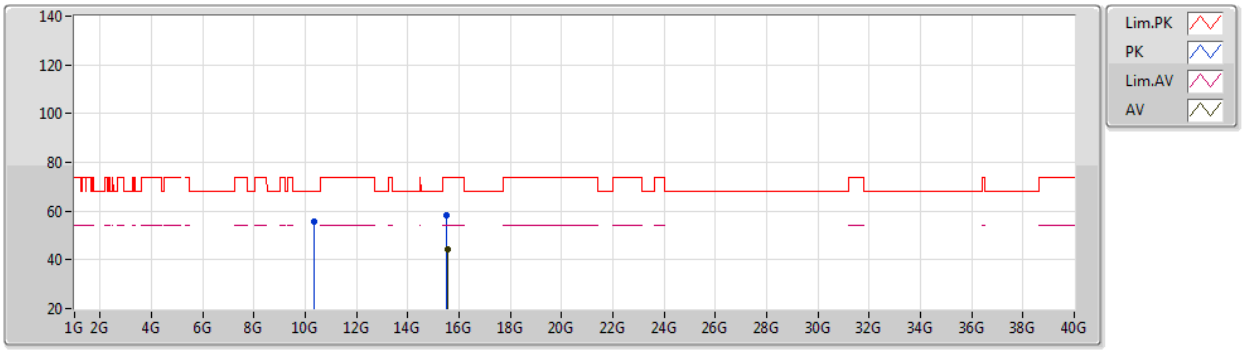

EUT Z_2TX
Setting 94
02-E-K-4

Type	Freq	Level	Limit	Margin	Raw	Dist	Condition	Azimuth	Height	Comment	AF	CL	PA
	(Hz)	(dBuV/m)	(dBuV/m)	(dB)	(dBuV)	(m)		(°)	(m)		(dB)	(dB)	(dB)
PK	10.3584G	55.84	68.20	-12.36	42.31	3	Vertical	26	2.01	-	38.88	7.23	32.58
PK	15.52752G	58.07	74.00	-15.93	43.13	3	Vertical	276	1.75	-	38.77	9.03	32.86
AV	15.54248G	44.52	54.00	-9.48	29.61	3	Vertical	276	1.75	-	38.73	9.04	32.86

802.11a_Nss1,(6Mbps)_2TX

5180MHz_TX

23/10/2020

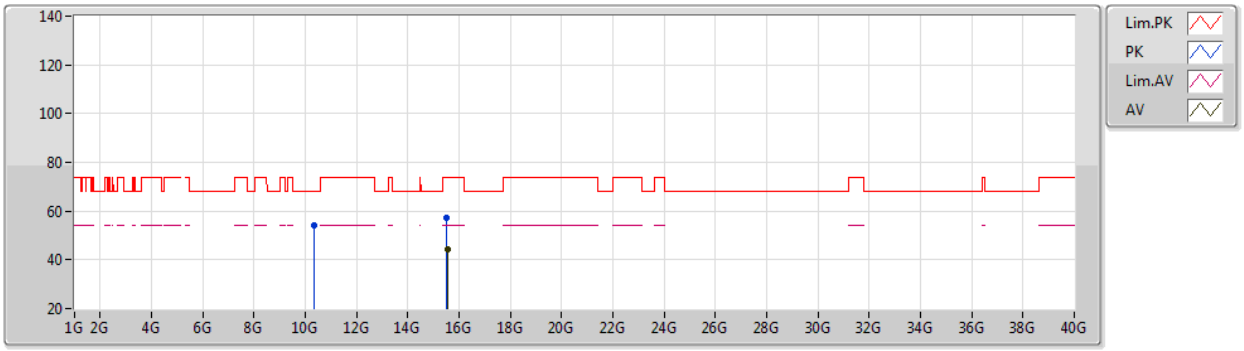

EUT Z_2TX
Setting 94
02-E-K-4

Type	Freq	Level	Limit	Margin	Raw	Dist	Condition	Azimuth	Height	Comment	AF	CL	PA
	(Hz)	(dBuV/m)	(dBuV/m)	(dB)	(dBuV)	(m)		(°)	(m)		(dB)	(dB)	(dB)
PK	10.36248G	54.13	68.20	-14.07	40.60	3	Horizontal	344	2.36	-	38.88	7.23	32.58
PK	15.53096G	57.29	74.00	-16.71	42.35	3	Horizontal	141	2.33	-	38.76	9.04	32.86
AV	15.53704G	44.48	54.00	-9.52	29.56	3	Horizontal	141	2.33	-	38.74	9.04	32.86

802.11a_Nss1,(6Mbps)_2TX

5200MHz_TX

23/10/2020

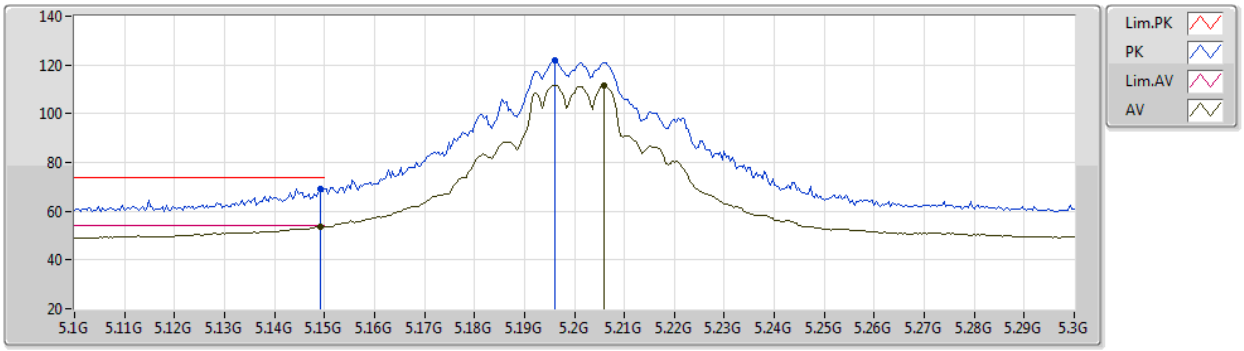

EUT Z_2TX
Setting 105
02-E-K-4-10

Type	Freq	Level	Limit	Margin	Raw	Dist	Condition	Azimuth	Height	Comment	AF	CL	PA
	(Hz)	(dBuV/m)	(dBuV/m)	(dB)	(dBuV)	(m)		(°)	(m)		(dB)	(dB)	(dB)
PK	5.1492G	69.37	74.00	-4.63	62.65	3	Vertical	81	1.00	-	33.45	5.00	31.73
AV	5.1492G	53.77	54.00	-0.23	47.05	3	Vertical	81	1.00	-	33.45	5.00	31.73
PK	5.196G	121.74	Inf	-Inf	114.84	3	Vertical	81	1.00	-	33.50	5.09	31.69
AV	5.206G	111.47	Inf	-Inf	104.55	3	Vertical	81	1.00	-	33.51	5.10	31.69

802.11a_Nss1,(6Mbps)_2TX

5200MHz_TX

23/10/2020

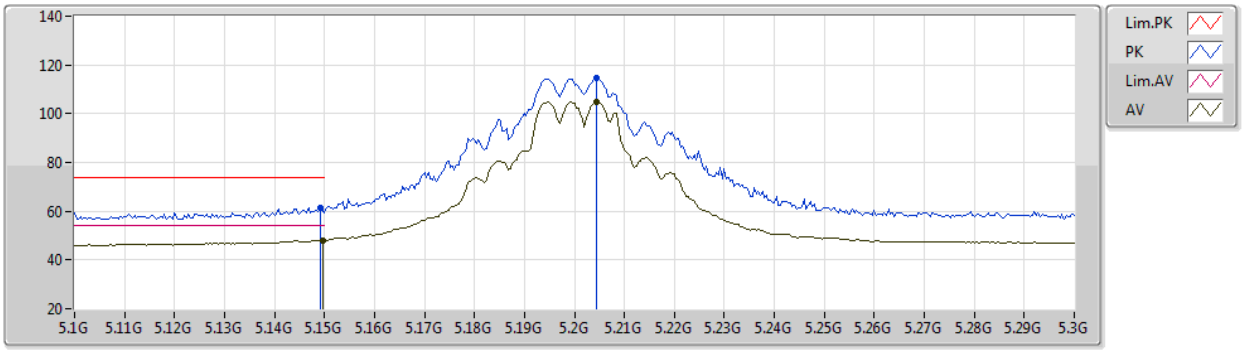

EUT Z_2TX
Setting 105
02-E-K-4-10

Type	Freq	Level	Limit	Margin	Raw	Dist	Condition	Azimuth	Height	Comment	AF	CL	PA
	(Hz)	(dBuV/m)	(dBuV/m)	(dB)	(dBuV)	(m)		(°)	(m)		(dB)	(dB)	(dB)
PK	5.1492G	61.35	74.00	-12.65	54.63	3	Horizontal	117	1.02	-	33.45	5.00	31.73
AV	5.1496G	48.05	54.00	-5.95	41.33	3	Horizontal	117	1.02	-	33.45	5.00	31.73
PK	5.2044G	114.57	Inf	-Inf	107.65	3	Horizontal	117	1.02	-	33.51	5.10	31.69
AV	5.2044G	104.70	Inf	-Inf	97.78	3	Horizontal	117	1.02	-	33.51	5.10	31.69

802.11a_Nss1,(6Mbps)_2TX

5200MHz_TX

23/10/2020

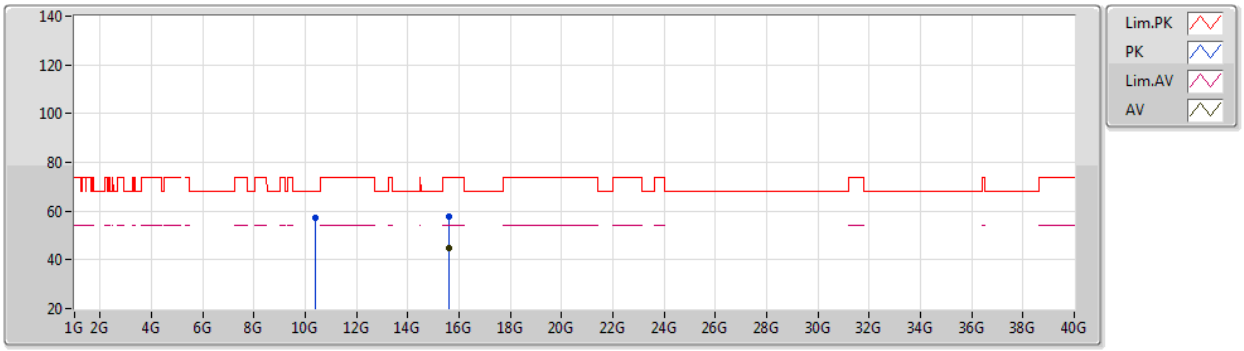

EUT Z_2TX
Setting 105
02-E-K-4

Type	Freq	Level	Limit	Margin	Raw	Dist	Condition	Azimuth	Height	Comment	AF	CL	PA
	(Hz)	(dBuV/m)	(dBuV/m)	(dB)	(dBuV)	(m)		(°)	(m)		(dB)	(dB)	(dB)
PK	10.40064G	57.21	68.20	-10.99	43.70	3	Vertical	0	1.00	-	38.86	7.24	32.59
PK	15.58392G	57.92	74.00	-16.08	43.12	3	Vertical	262	2.83	-	38.61	9.05	32.86
AV	15.58312G	44.93	54.00	-9.07	30.13	3	Vertical	262	2.83	-	38.61	9.05	32.86

802.11a_Nss1,(6Mbps)_2TX

5200MHz_TX

23/10/2020

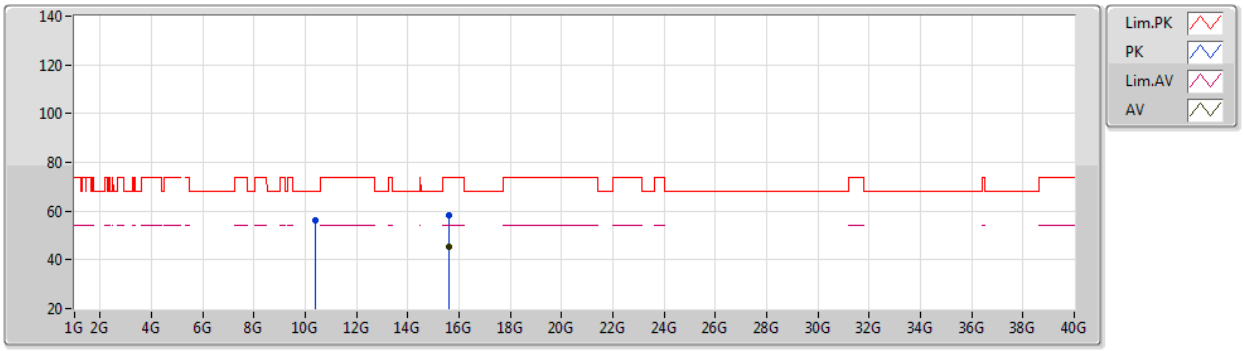

EUT Z_2TX
Setting 105
02-E-K-4

Type	Freq	Level	Limit	Margin	Raw	Dist	Condition	Azimuth	Height	Comment	AF	CL	PA
	(Hz)	(dBuV/m)	(dBuV/m)	(dB)	(dBuV)	(m)		(°)	(m)		(dB)	(dB)	(dB)
PK	10.40064G	56.28	68.20	-11.92	42.77	3	Horizontal	55	2.00	-	38.86	7.24	32.59
PK	15.5848G	58.53	74.00	-15.47	43.74	3	Horizontal	251	2.18	-	38.60	9.05	32.86
AV	15.5984G	45.46	54.00	-8.54	30.70	3	Horizontal	251	2.18	-	38.56	9.06	32.86

802.11a_Nss1,(6Mbps)_2TX

5240MHz_TX

23/10/2020

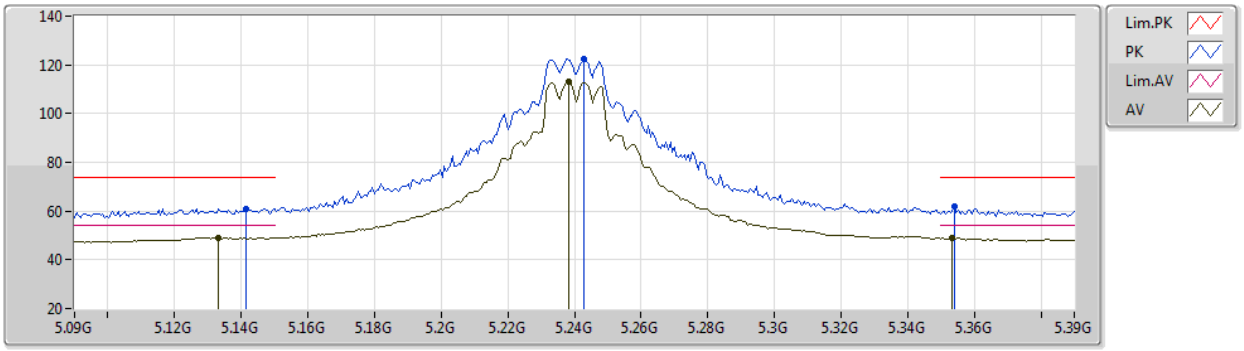

EUT Z_2TX
Setting 108
02-E-K-4-10

Type	Freq	Level	Limit	Margin	Raw	Dist	Condition	Azimuth	Height	Comment	AF	CL	PA
	(Hz)	(dBuV/m)	(dBuV/m)	(dB)	(dBuV)	(m)		(°)	(m)		(dB)	(dB)	(dB)
PK	5.1416G	61.05	74.00	-12.95	54.36	3	Vertical	360	1.01	-	33.44	4.98	31.73
AV	5.1332G	49.03	54.00	-4.97	42.37	3	Vertical	360	1.01	-	33.43	4.97	31.74
PK	5.243G	122.25	Inf	-Inf	115.24	3	Vertical	360	1.01	-	33.59	5.08	31.66
AV	5.2382G	112.94	Inf	-Inf	105.94	3	Vertical	360	1.01	-	33.58	5.08	31.66
PK	5.354G	61.70	74.00	-12.30	54.51	3	Vertical	360	1.01	-	33.75	5.02	31.58
AV	5.3534G	48.89	54.00	-5.11	41.70	3	Vertical	360	1.01	-	33.75	5.02	31.58

802.11a_Nss1,(6Mbps)_2TX

5240MHz_TX

23/10/2020

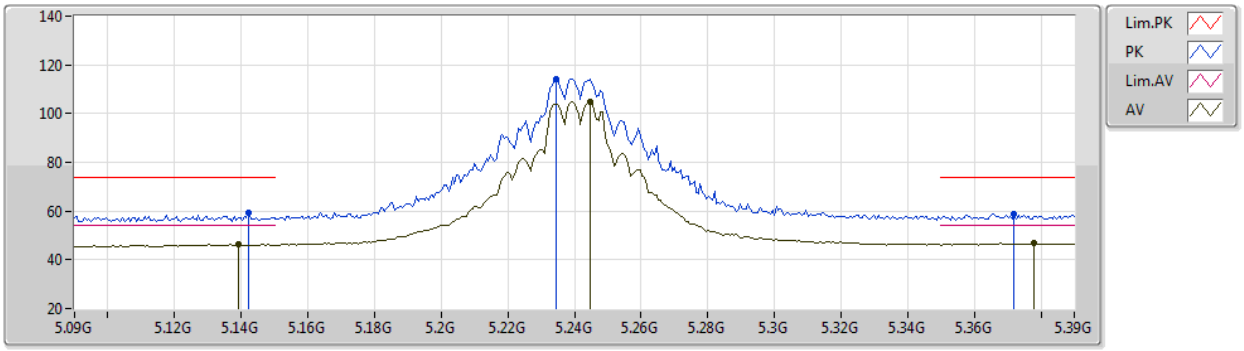

EUT Z_2TX
Setting 108
02-E-K-4-10

Type	Freq	Level	Limit	Margin	Raw	Dist	Condition	Azimuth	Height	Comment	AF	CL	PA
	(Hz)	(dBuV/m)	(dBuV/m)	(dB)	(dBuV)	(m)		(°)	(m)		(dB)	(dB)	(dB)
PK	5.1422G	59.07	74.00	-14.93	52.38	3	Horizontal	119	1.12	-	33.44	4.98	31.73
AV	5.1392G	46.26	54.00	-7.74	39.57	3	Horizontal	119	1.12	-	33.44	4.98	31.73
PK	5.2346G	114.30	Inf	-Inf	107.32	3	Horizontal	119	1.12	-	33.57	5.08	31.67
AV	5.2448G	104.78	Inf	-Inf	97.77	3	Horizontal	119	1.12	-	33.59	5.08	31.66
PK	5.372G	58.75	74.00	-15.25	51.54	3	Horizontal	119	1.12	-	33.77	5.01	31.57
AV	5.378G	46.80	54.00	-7.20	39.58	3	Horizontal	119	1.12	-	33.78	5.01	31.57

802.11a_Nss1,(6Mbps)_2TX

5240MHz_TX

23/10/2020

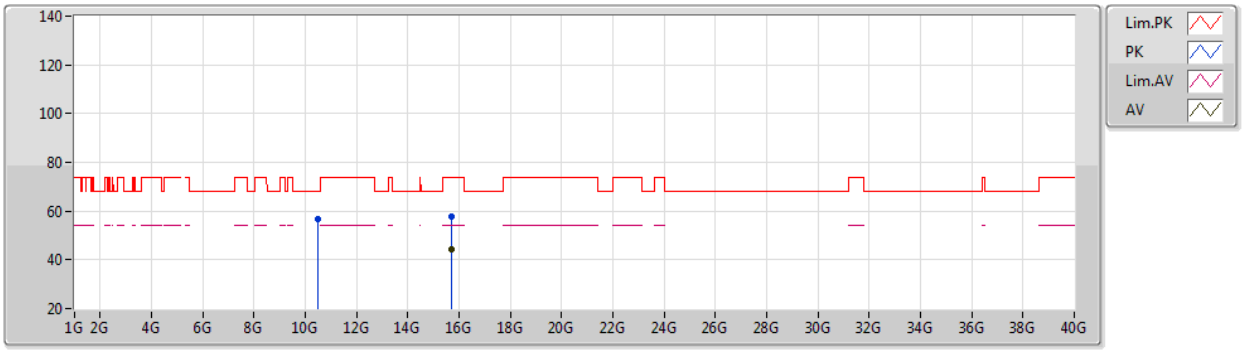

EUT Z_2TX
Setting 108
02-E-K-4

Type	Freq	Level	Limit	Margin	Raw	Dist	Condition	Azimuth	Height	Comment	AF	CL	PA
	(Hz)	(dBuV/m)	(dBuV/m)	(dB)	(dBuV)	(m)		(°)	(m)		(dB)	(dB)	(dB)
PK	10.47976G	56.73	68.20	-11.47	43.26	3	Vertical	22	1.00	-	38.81	7.27	32.61
PK	15.71136G	57.87	74.00	-16.13	43.40	3	Vertical	242	2.23	-	38.24	9.10	32.87
AV	15.72306G	44.42	54.00	-9.58	29.99	3	Vertical	242	2.23	-	38.20	9.10	32.87

802.11a_Nss1,(6Mbps)_2TX

5240MHz_TX

23/10/2020

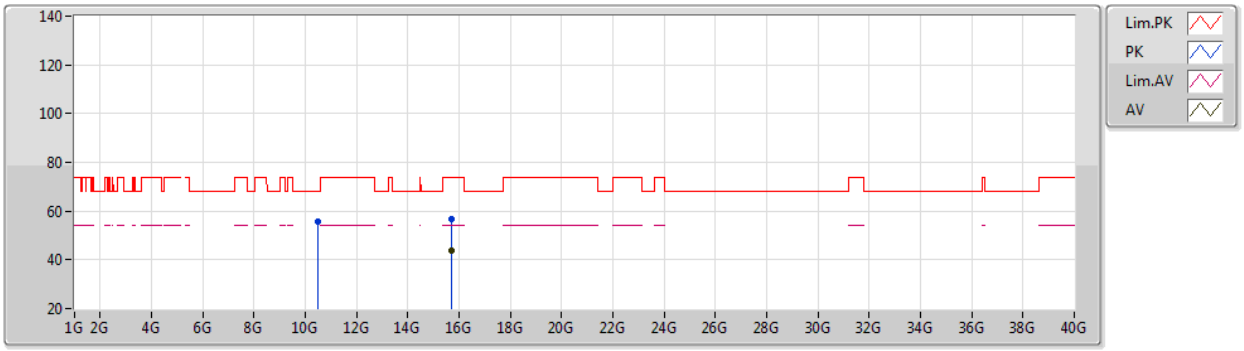

EUT Z_2TX
Setting 108
02-E-K-4

Type	Freq	Level	Limit	Margin	Raw	Dist	Condition	Azimuth	Height	Comment	AF	CL	PA
	(Hz)	(dBuV/m)	(dBuV/m)	(dB)	(dBuV)	(m)		(°)	(m)		(dB)	(dB)	(dB)
PK	10.48042G	55.72	68.20	-12.48	42.25	3	Horizontal	80	1.92	-	38.81	7.27	32.61
PK	15.708G	56.50	74.00	-17.50	42.02	3	Horizontal	220	1.80	-	38.25	9.10	32.87
AV	15.71286G	43.73	54.00	-10.27	29.27	3	Horizontal	220	1.80	-	38.23	9.10	32.87

802.11a_Nss1,(6Mbps)_2TX

5260MHz_TX

23/10/2020

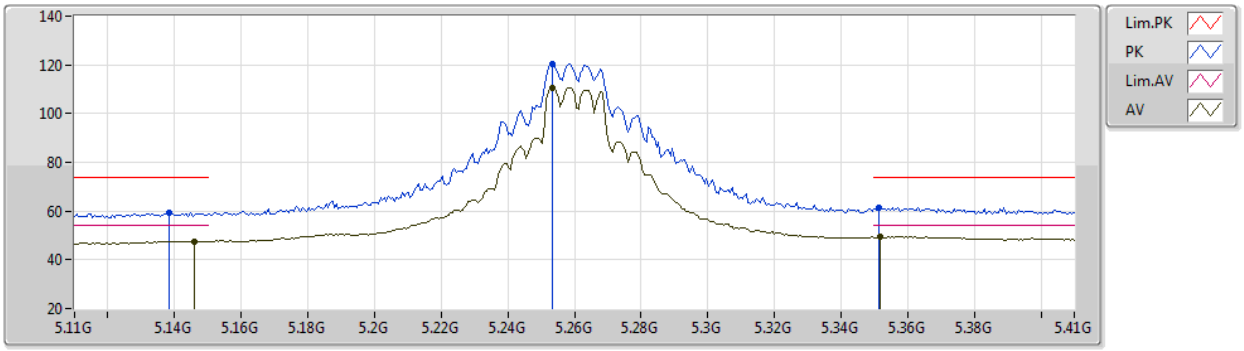

EUT Z_2TX
Setting 108
02-E-K-4-10

Type	Freq	Level	Limit	Margin	Raw	Dist	Condition	Azimuth	Height	Comment	AF	CL	PA
	(Hz)	(dBuV/m)	(dBuV/m)	(dB)	(dBuV)	(m)		(°)	(m)		(dB)	(dB)	(dB)
PK	5.1382G	59.39	74.00	-14.61	52.70	3	Vertical	190	1.80	-	33.44	4.98	31.73
AV	5.146G	47.65	54.00	-6.35	40.94	3	Vertical	190	1.80	-	33.45	4.99	31.73
PK	5.2534G	120.54	Inf	-Inf	113.51	3	Vertical	190	1.80	-	33.61	5.07	31.65
AV	5.2534G	110.50	Inf	-Inf	103.47	3	Vertical	190	1.80	-	33.61	5.07	31.65
PK	5.3512G	61.49	74.00	-12.51	54.30	3	Vertical	190	1.80	-	33.75	5.02	31.58
AV	5.3518G	49.44	54.00	-4.56	42.25	3	Vertical	190	1.80	-	33.75	5.02	31.58

802.11a_Nss1,(6Mbps)_2TX

5260MHz_TX

23/10/2020

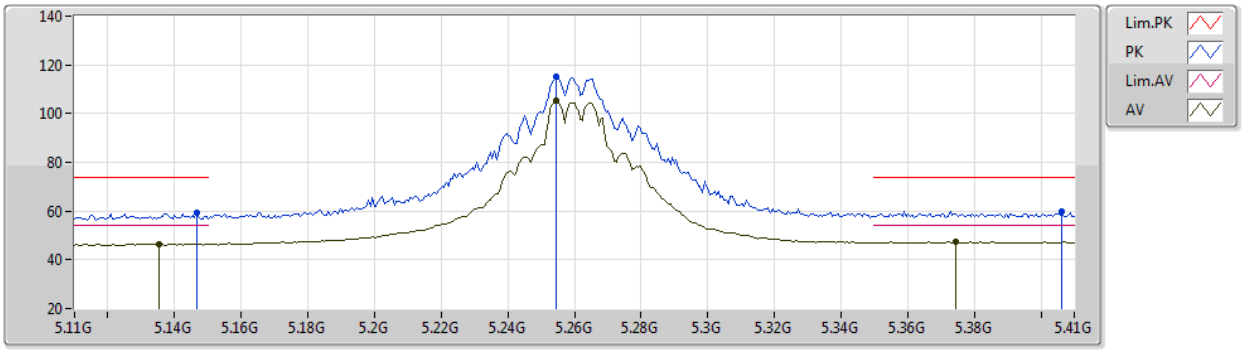

EUT Z_2TX
Setting 108
02-E-K-4-10

Type	Freq	Level	Limit	Margin	Raw	Dist	Condition	Azimuth	Height	Comment	AF	CL	PA
	(Hz)	(dBuV/m)	(dBuV/m)	(dB)	(dBuV)	(m)		(°)	(m)		(dB)	(dB)	(dB)
PK	5.1466G	59.06	74.00	-14.94	52.35	3	Horizontal	116	1.04	-	33.45	4.99	31.73
AV	5.1352G	46.54	54.00	-7.46	39.87	3	Horizontal	116	1.04	-	33.44	4.97	31.74
PK	5.2546G	115.43	Inf	-Inf	108.40	3	Horizontal	116	1.04	-	33.61	5.07	31.65
AV	5.2546G	105.27	Inf	-Inf	98.24	3	Horizontal	116	1.04	-	33.61	5.07	31.65
PK	5.4064G	59.79	74.00	-14.21	52.51	3	Horizontal	116	1.04	-	33.81	5.01	31.54
AV	5.3746G	47.37	54.00	-6.63	40.16	3	Horizontal	116	1.04	-	33.77	5.01	31.57

802.11a_Nss1,(6Mbps)_2TX

5260MHz_TX

23/10/2020

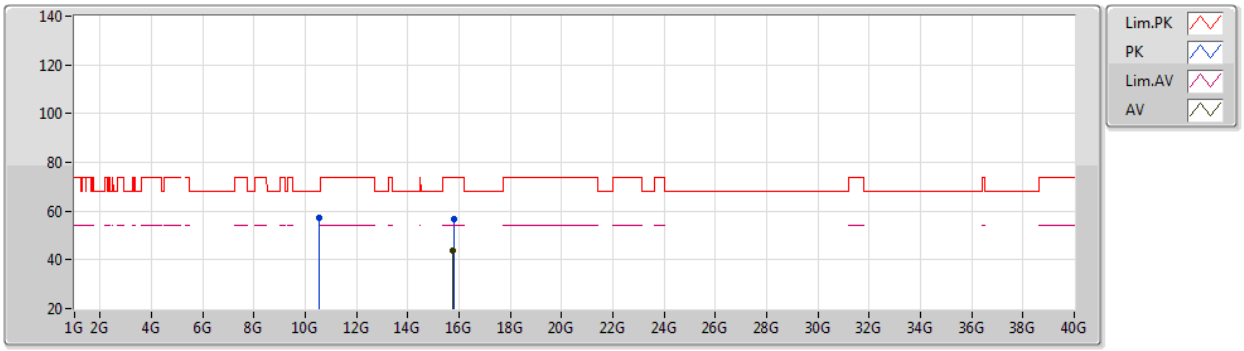

EUT Z_2TX
Setting 108
02-E-K-4

Type	Freq	Level	Limit	Margin	Raw	Dist	Condition	Azimuth	Height	Comment	AF	CL	PA
	(Hz)	(dBuV/m)	(dBuV/m)	(dB)	(dBuV)	(m)		(°)	(m)		(dB)	(dB)	(dB)
PK	10.518G	57.00	68.20	-11.20	43.56	3	Vertical	27	2.02	-	38.79	7.28	32.63
PK	15.78G	56.58	74.00	-17.42	42.29	3	Vertical	335	2.30	-	38.04	9.12	32.87
AV	15.7668G	43.93	54.00	-10.07	29.60	3	Vertical	335	2.30	-	38.08	9.12	32.87

802.11a_Nss1,(6Mbps)_2TX

5260MHz_TX

23/10/2020

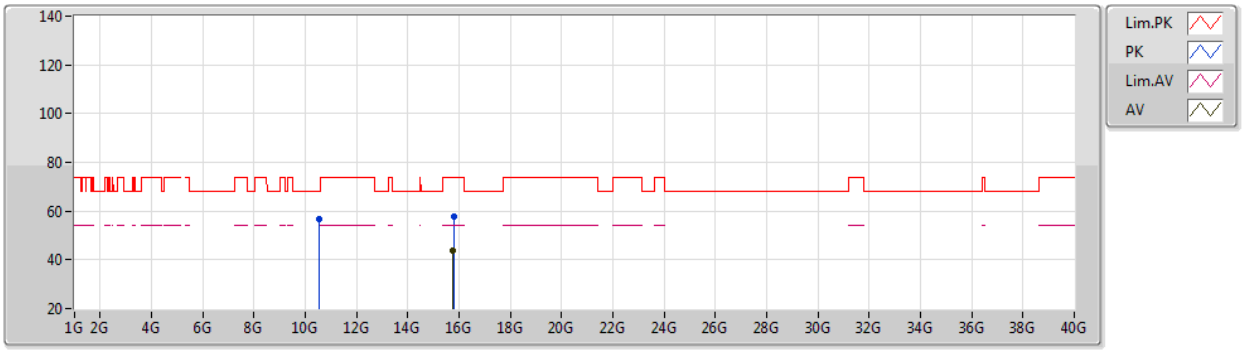

EUT Z_2TX
Setting 108
02-E-K-4

Type	Freq	Level	Limit	Margin	Raw	Dist	Condition	Azimuth	Height	Comment	AF	CL	PA
	(Hz)	(dBuV/m)	(dBuV/m)	(dB)	(dBuV)	(m)		(°)	(m)		(dB)	(dB)	(dB)
PK	10.52248G	56.70	68.20	-11.50	43.26	3	Horizontal	72	1.97	-	38.79	7.28	32.63
PK	15.79888G	57.71	74.00	-16.29	43.47	3	Horizontal	292	1.25	-	37.98	9.13	32.87
AV	15.76832G	43.89	54.00	-10.11	29.57	3	Horizontal	292	1.25	-	38.07	9.12	32.87

802.11a_Nss1,(6Mbps)_2TX

5300MHz_TX

23/10/2020

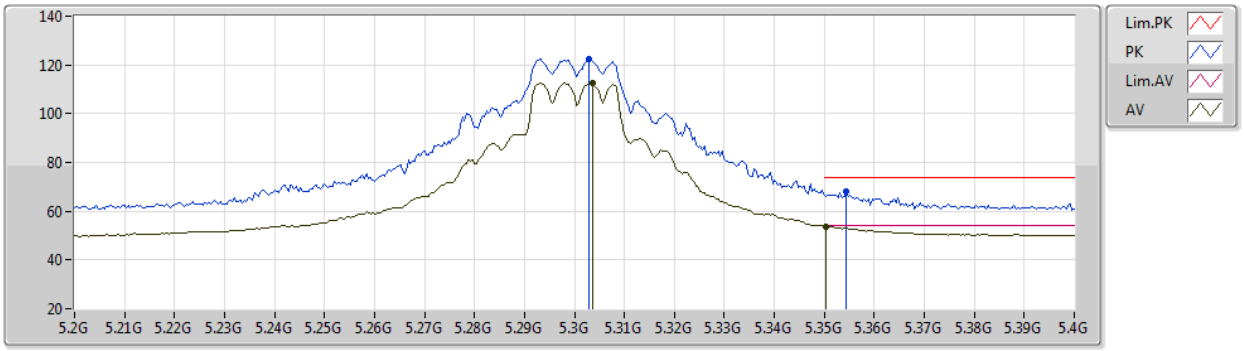

EUT Z_2TX
Setting 106
02-E-K-4-10

Type	Freq	Level	Limit	Margin	Raw	Dist	Condition	Azimuth	Height	Comment	AF	CL	PA
	(Hz)	(dBuV/m)	(dBuV/m)	(dB)	(dBuV)	(m)		(°)	(m)		(dB)	(dB)	(dB)
PK	5.3028G	122.63	Inf	-Inf	115.50	3	Vertical	0	1.00	-	33.70	5.05	31.62
AV	5.3036G	112.59	Inf	-Inf	105.46	3	Vertical	0	1.00	-	33.70	5.05	31.62
PK	5.3544G	68.06	74.00	-5.94	60.87	3	Vertical	0	1.00	-	33.75	5.02	31.58
AV	5.3504G	53.84	54.00	-0.16	46.65	3	Vertical	0	1.00	-	33.75	5.02	31.58

802.11a_Nss1,(6Mbps)_2TX

5300MHz_TX

23/10/2020

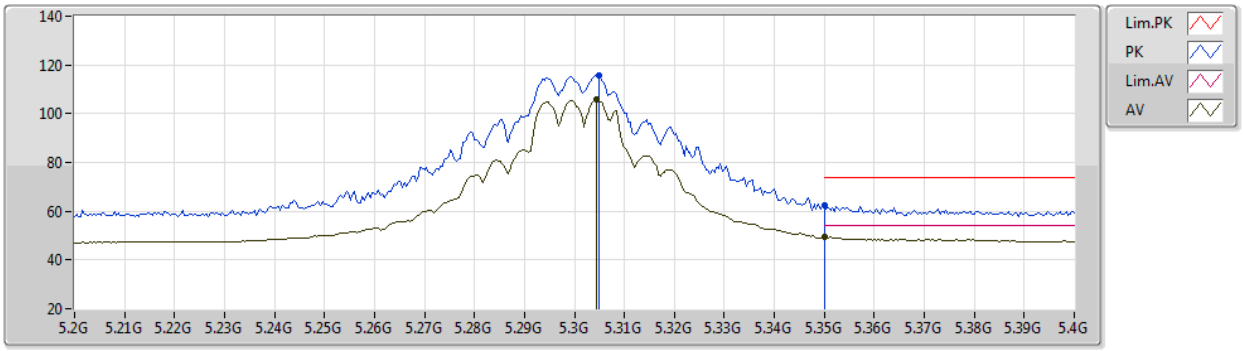

EUT Z_2TX
Setting 106
02-E-K-4-10

Type	Freq	Level	Limit	Margin	Raw	Dist	Condition	Azimuth	Height	Comment	AF	CL	PA
	(Hz)	(dBuV/m)	(dBuV/m)	(dB)	(dBuV)	(m)		(°)	(m)		(dB)	(dB)	(dB)
PK	5.3048G	115.66	Inf	-Inf	108.53	3	Horizontal	120	1.09	-	33.70	5.05	31.62
AV	5.3044G	105.61	Inf	-Inf	98.48	3	Horizontal	120	1.09	-	33.70	5.05	31.62
PK	5.35G	62.24	74.00	-11.76	55.05	3	Horizontal	120	1.09	-	33.75	5.03	31.59
AV	5.35G	49.42	54.00	-4.58	42.23	3	Horizontal	120	1.09	-	33.75	5.03	31.59

802.11a_Nss1,(6Mbps)_2TX

5300MHz_TX

23/10/2020

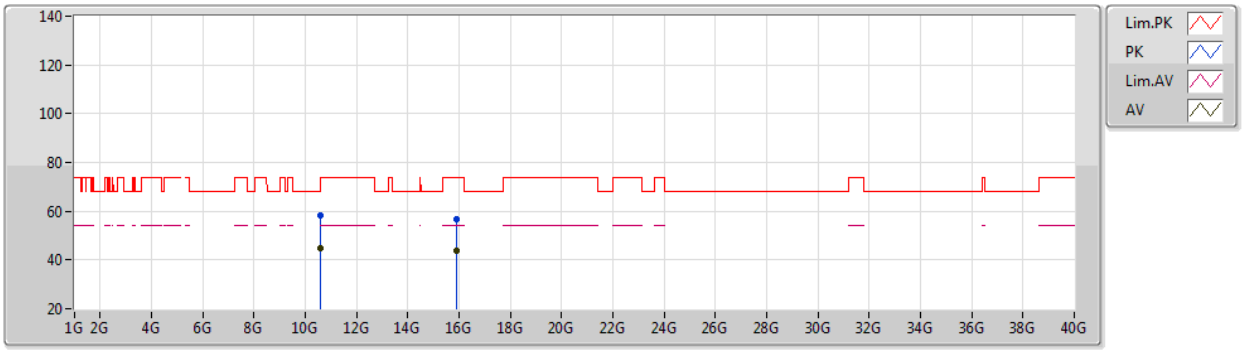

EUT Z_2TX
Setting 106
02-E-K-4

Type	Freq	Level	Limit	Margin	Raw	Dist	Condition	Azimuth	Height	Comment	AF	CL	PA
	(Hz)	(dBuV/m)	(dBuV/m)	(dB)	(dBuV)	(m)		(°)	(m)		(dB)	(dB)	(dB)
PK	10.60224G	58.13	74.00	-15.87	44.73	3	Vertical	0	1.00	-	38.74	7.31	32.65
AV	10.60176G	44.86	54.00	-9.14	31.46	3	Vertical	0	1.00	-	38.74	7.31	32.65
PK	15.89776G	56.89	74.00	-17.11	42.90	3	Vertical	327	2.70	-	37.70	9.16	32.87
AV	15.89904G	43.64	54.00	-10.36	29.66	3	Vertical	327	2.70	-	37.69	9.16	32.87

802.11a_Nss1,(6Mbps)_2TX

5300MHz_TX

23/10/2020

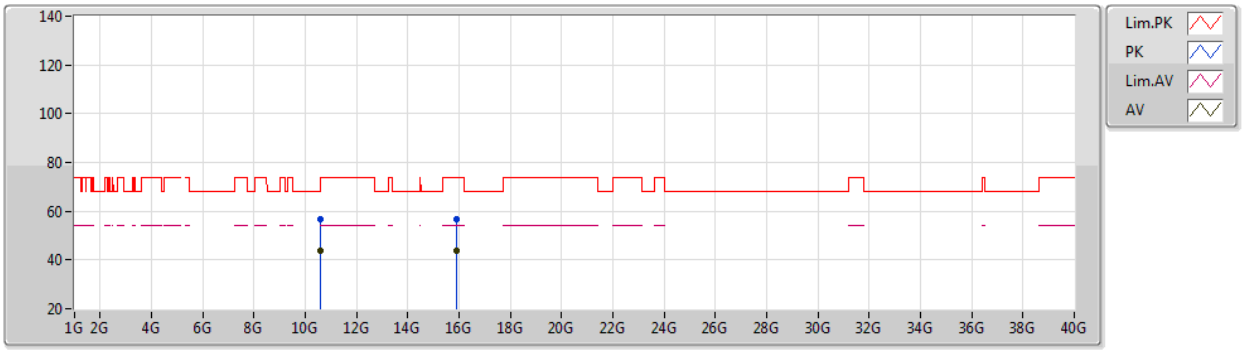

EUT Z_2TX
Setting 106
02-E-K-4

Type	Freq	Level	Limit	Margin	Raw	Dist	Condition	Azimuth	Height	Comment	AF	CL	PA
	(Hz)	(dBuV/m)	(dBuV/m)	(dB)	(dBuV)	(m)		(°)	(m)		(dB)	(dB)	(dB)
PK	10.6088G	56.74	74.00	-17.26	43.35	3	Horizontal	67	1.96	-	38.73	7.31	32.65
AV	10.6032G	43.69	54.00	-10.31	30.29	3	Horizontal	67	1.96	-	38.74	7.31	32.65
PK	15.9048G	56.94	74.00	-17.06	42.97	3	Horizontal	195	1.37	-	37.68	9.17	32.88
AV	15.8972G	44.01	54.00	-9.99	30.02	3	Horizontal	195	1.37	-	37.70	9.16	32.87

802.11a_Nss1,(6Mbps)_2TX

5320MHz_TX

23/10/2020

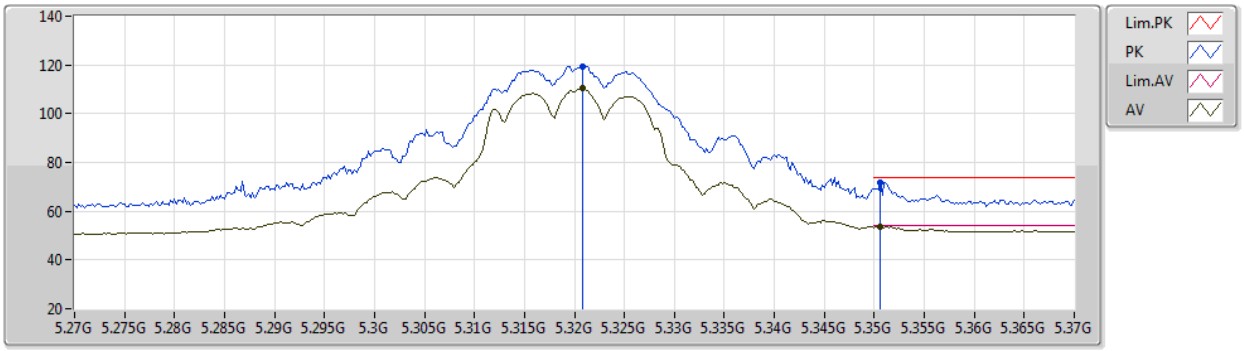

EUT Z_2TX
Setting 94
02-E-K-4-10

Type	Freq	Level	Limit	Margin	Raw	Dist	Condition	Azimuth	Height	Comment	AF	CL	PA
	(Hz)	(dBuV/m)	(dBuV/m)	(dB)	(dBuV)	(m)		(°)	(m)		(dB)	(dB)	(dB)
PK	5.3208G	119.14	Inf	-Inf	111.99	3	Vertical	85	1.10	-	33.72	5.04	31.61
AV	5.3208G	110.39	Inf	-Inf	103.24	3	Vertical	85	1.10	-	33.72	5.04	31.61
PK	5.3506G	71.67	74.00	-2.33	64.48	3	Vertical	85	1.10	-	33.75	5.02	31.58
AV	5.3506G	53.77	54.00	-0.23	46.58	3	Vertical	85	1.10	-	33.75	5.02	31.58

802.11a_Nss1,(6Mbps)_2TX

5320MHz_TX

23/10/2020

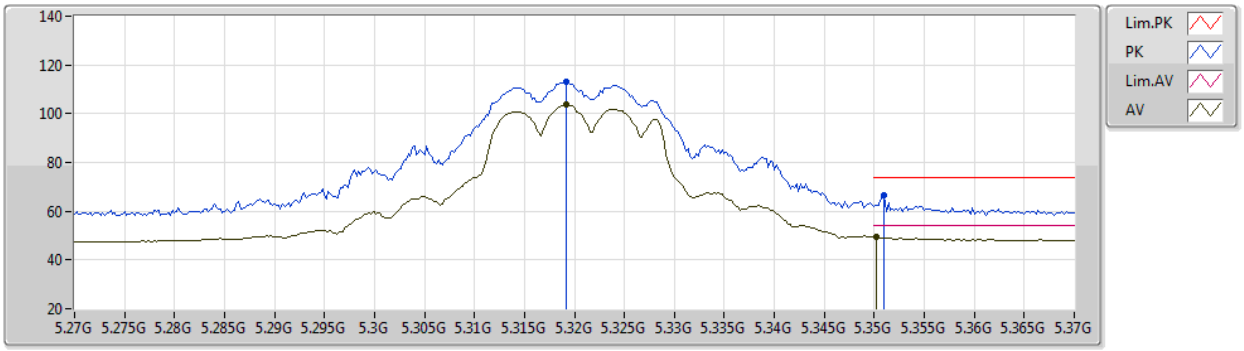

EUT Z_2TX
Setting 94
02-E-K-4-10

Type	Freq	Level	Limit	Margin	Raw	Dist	Condition	Azimuth	Height	Comment	AF	CL	PA
	(Hz)	(dBuV/m)	(dBuV/m)	(dB)	(dBuV)	(m)		(°)	(m)		(dB)	(dB)	(dB)
PK	5.3192G	113.07	Inf	-Inf	105.92	3	Horizontal	121	1.06	-	33.72	5.04	31.61
AV	5.3192G	103.61	Inf	-Inf	96.46	3	Horizontal	121	1.06	-	33.72	5.04	31.61
PK	5.351G	66.42	74.00	-7.58	59.23	3	Horizontal	121	1.06	-	33.75	5.02	31.58
AV	5.3502G	49.37	54.00	-4.63	42.18	3	Horizontal	121	1.06	-	33.75	5.02	31.58

802.11a_Nss1,(6Mbps)_2TX

5320MHz_TX

23/10/2020

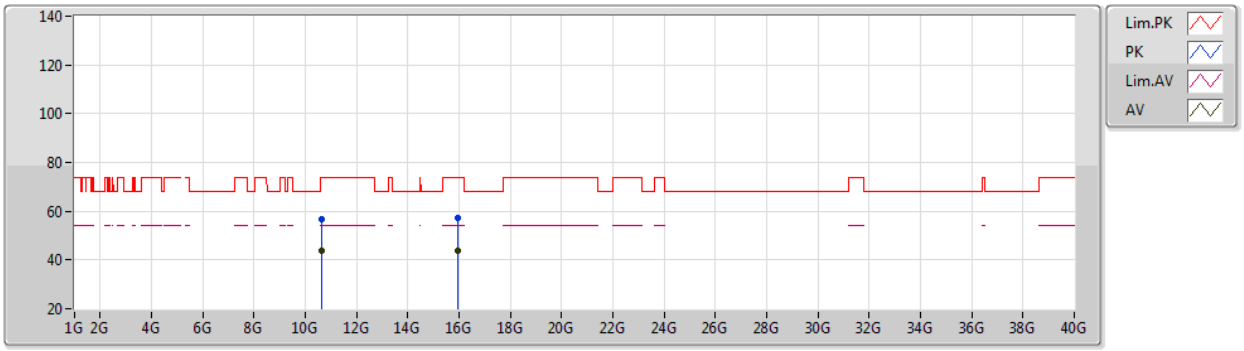

EUT Z_2TX
Setting 94
02-E-K-4

Type	Freq	Level	Limit	Margin	Raw	Dist	Condition	Azimuth	Height	Comment	AF	CL	PA
	(Hz)	(dBuV/m)	(dBuV/m)	(dB)	(dBuV)	(m)		(°)	(m)		(dB)	(dB)	(dB)
PK	10.63872G	56.98	74.00	-17.02	43.60	3	Vertical	95	1.00	-	38.72	7.32	32.66
AV	10.63888G	43.69	54.00	-10.31	30.31	3	Vertical	95	1.00	-	38.72	7.32	32.66
PK	15.96984G	57.16	74.00	-16.84	43.36	3	Vertical	0	2.75	-	37.49	9.19	32.88
AV	15.95416G	43.61	54.00	-10.39	29.78	3	Vertical	0	2.75	-	37.53	9.18	32.88

802.11a_Nss1,(6Mbps)_2TX

5320MHz_TX

23/10/2020

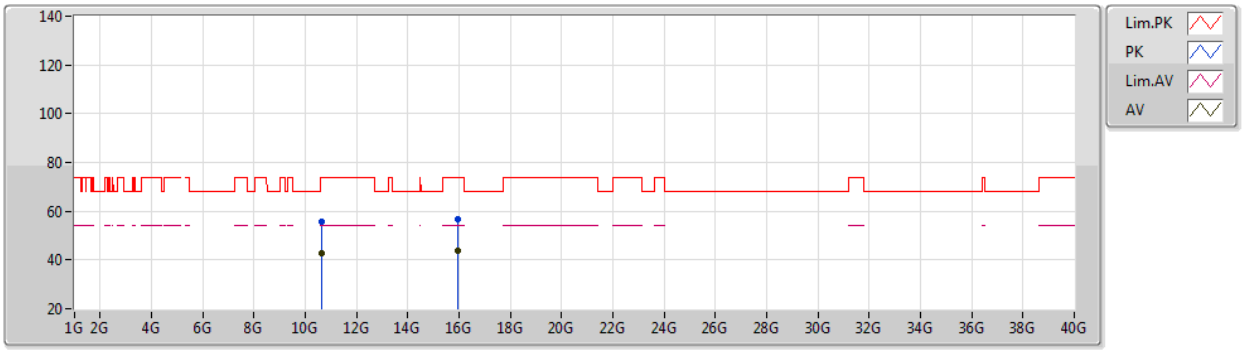

EUT Z_2TX
Setting 94
02-E-K-4

Type	Freq	Level	Limit	Margin	Raw	Dist	Condition	Azimuth	Height	Comment	AF	CL	PA
	(Hz)	(dBuV/m)	(dBuV/m)	(dB)	(dBuV)	(m)		(°)	(m)		(dB)	(dB)	(dB)
PK	10.63696G	55.48	74.00	-18.52	42.10	3	Horizontal	70	2.40	-	38.72	7.32	32.66
AV	10.64248G	42.53	54.00	-11.47	29.16	3	Horizontal	70	2.40	-	38.71	7.32	32.66
PK	15.96056G	56.90	74.00	-17.10	43.08	3	Horizontal	173	2.92	-	37.51	9.19	32.88
AV	15.94992G	43.80	54.00	-10.20	29.95	3	Horizontal	173	2.92	-	37.55	9.18	32.88

802.11a_Nss1,(6Mbps)_2TX

5500MHz_TX

23/10/2020

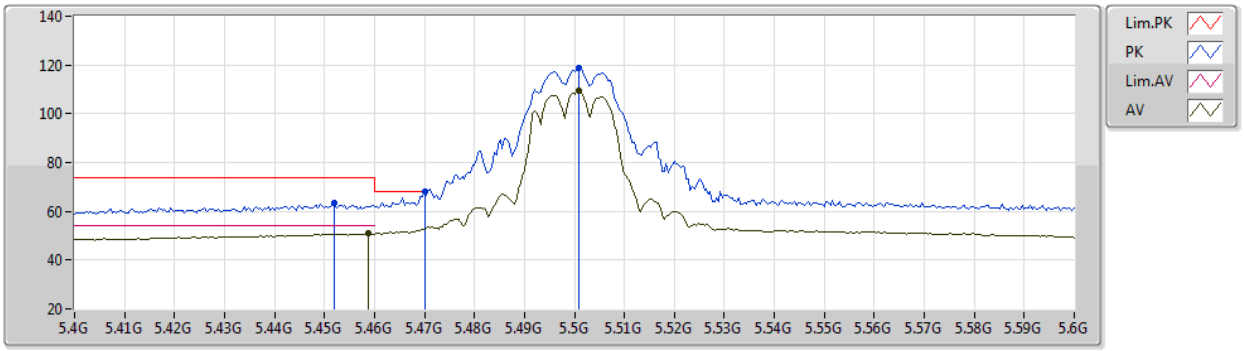

EUT Z_2TX
Setting 89
02-E-K-4-10

Type	Freq	Level	Limit	Margin	Raw	Dist	Condition	Azimuth	Height	Comment	AF	CL	PA
	(Hz)	(dBuV/m)	(dBuV/m)	(dB)	(dBuV)	(m)		(°)	(m)		(dB)	(dB)	(dB)
PK	5.452G	63.45	74.00	-10.55	56.06	3	Vertical	87	1.00	-	33.85	5.05	31.51
AV	5.4588G	50.92	54.00	-3.08	43.50	3	Vertical	87	1.00	-	33.86	5.06	31.50
PK	5.47G	67.97	68.20	-0.23	60.52	3	Vertical	87	1.00	-	33.87	5.07	31.49
PK	5.5008G	118.78	Inf	-Inf	111.25	3	Vertical	87	1.00	-	33.90	5.10	31.47
AV	5.5008G	109.69	Inf	-Inf	102.16	3	Vertical	87	1.00	-	33.90	5.10	31.47

802.11a_Nss1,(6Mbps)_2TX

5500MHz_TX

23/10/2020

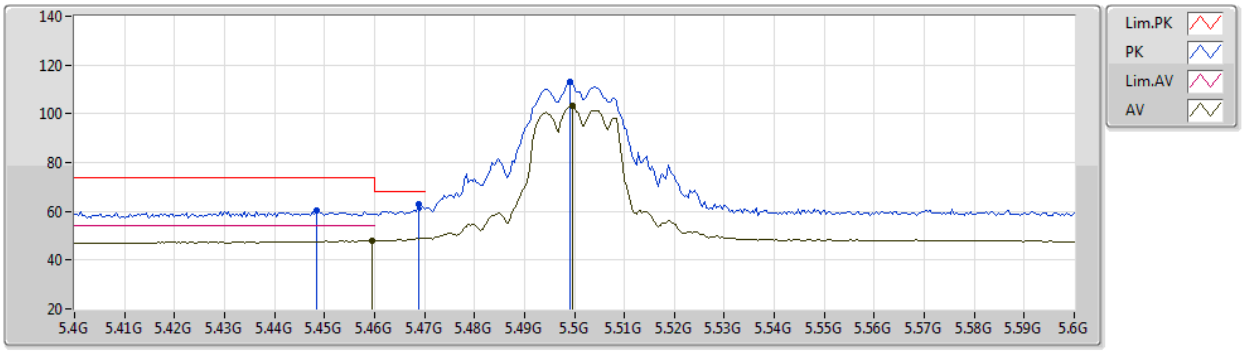

EUT Z_2TX
Setting 89
02-E-K-4-10

Type	Freq	Level	Limit	Margin	Raw	Dist	Condition	Azimuth	Height	Comment	AF	CL	PA
	(Hz)	(dBuV/m)	(dBuV/m)	(dB)	(dBuV)	(m)		(°)	(m)		(dB)	(dB)	(dB)
PK	5.4484G	60.32	74.00	-13.68	52.93	3	Horizontal	123	1.02	-	33.85	5.05	31.51
PK	5.4688G	63.18	68.20	-5.02	55.73	3	Horizontal	123	1.02	-	33.87	5.07	31.49
AV	5.4596G	47.99	54.00	-6.01	40.57	3	Horizontal	123	1.02	-	33.86	5.06	31.50
PK	5.4992G	112.88	Inf	-Inf	105.35	3	Horizontal	123	1.02	-	33.90	5.10	31.47
AV	5.4996G	103.14	Inf	-Inf	95.61	3	Horizontal	123	1.02	-	33.90	5.10	31.47

802.11a_Nss1,(6Mbps)_2TX

5500MHz_TX

23/10/2020

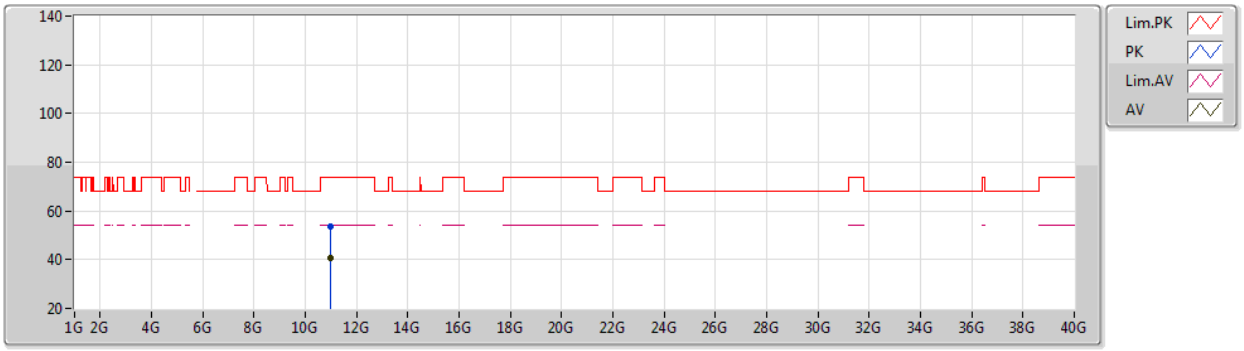

EUT Z_2TX
Setting 89
02-E-K-4

Type	Freq	Level	Limit	Margin	Raw	Dist	Condition	Azimuth	Height	Comment	AF	CL	PA
	(Hz)	(dBuV/m)	(dBuV/m)	(dB)	(dBuV)	(m)		(°)	(m)		(dB)	(dB)	(dB)
PK	10.99832G	53.63	74.00	-20.37	40.44	3	Vertical	13	2.01	-	38.50	7.45	32.76
AV	10.99872G	40.86	54.00	-13.14	27.67	3	Vertical	13	2.01	-	38.50	7.45	32.76

802.11a_Nss1,(6Mbps)_2TX

5500MHz_TX

23/10/2020

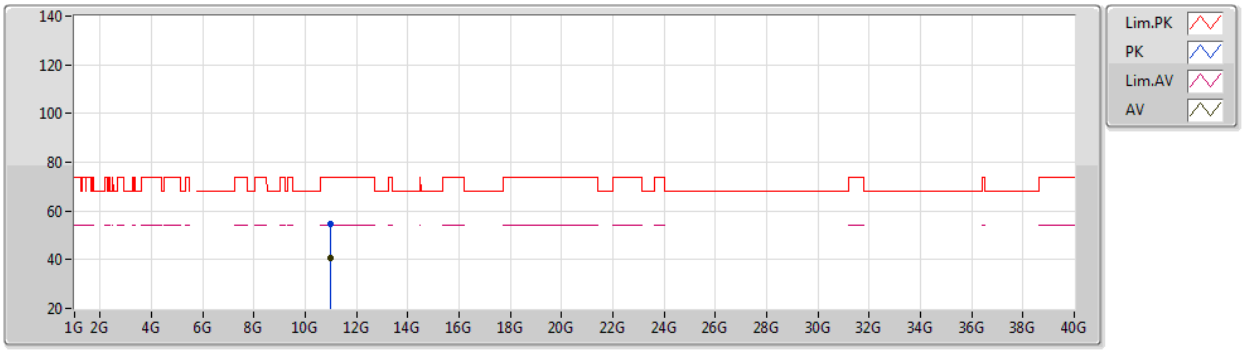

EUT Z_2TX
Setting 89
02-E-K-4

Type	Freq	Level	Limit	Margin	Raw	Dist	Condition	Azimuth	Height	Comment	AF	CL	PA
	(Hz)	(dBuV/m)	(dBuV/m)	(dB)	(dBuV)	(m)		(°)	(m)		(dB)	(dB)	(dB)
PK	11.00336G	54.74	74.00	-19.26	41.55	3	Horizontal	65	1.97	-	38.50	7.45	32.76
AV	10.99808G	40.84	54.00	-13.16	27.65	3	Horizontal	65	1.97	-	38.50	7.45	32.76

802.11a_Nss1,(6Mbps)_2TX

5580MHz_TX

23/10/2020

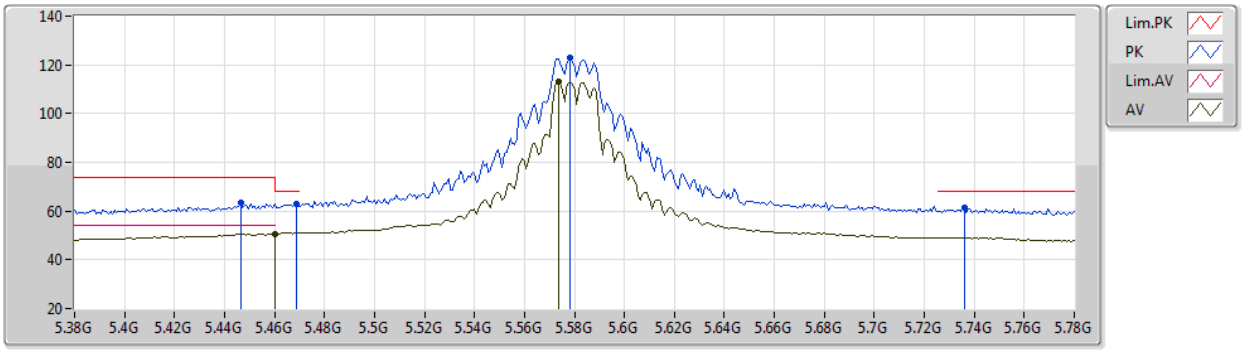

EUT Z_2TX
Setting 108
02-E-K-4-10

Type	Freq	Level	Limit	Margin	Raw	Dist	Condition	Azimuth	Height	Comment	AF	CL	PA
	(Hz)	(dBuV/m)	(dBuV/m)	(dB)	(dBuV)	(m)		(°)	(m)		(dB)	(dB)	(dB)
PK	5.4464G	63.28	74.00	-10.72	55.89	3	Vertical	143	1.06	-	33.85	5.05	31.51
PK	5.4688G	62.88	68.20	-5.32	55.43	3	Vertical	143	1.06	-	33.87	5.07	31.49
AV	5.46G	50.63	54.00	-3.37	43.21	3	Vertical	143	1.06	-	33.86	5.06	31.50
PK	5.5784G	122.91	Inf	-Inf	115.30	3	Vertical	143	1.06	-	33.90	5.18	31.47
AV	5.5736G	112.93	Inf	-Inf	105.33	3	Vertical	143	1.06	-	33.90	5.17	31.47
PK	5.736G	61.63	68.20	-6.57	54.23	3	Vertical	143	1.06	-	33.80	5.06	31.46

802.11a_Nss1,(6Mbps)_2TX

5580MHz_TX

23/10/2020

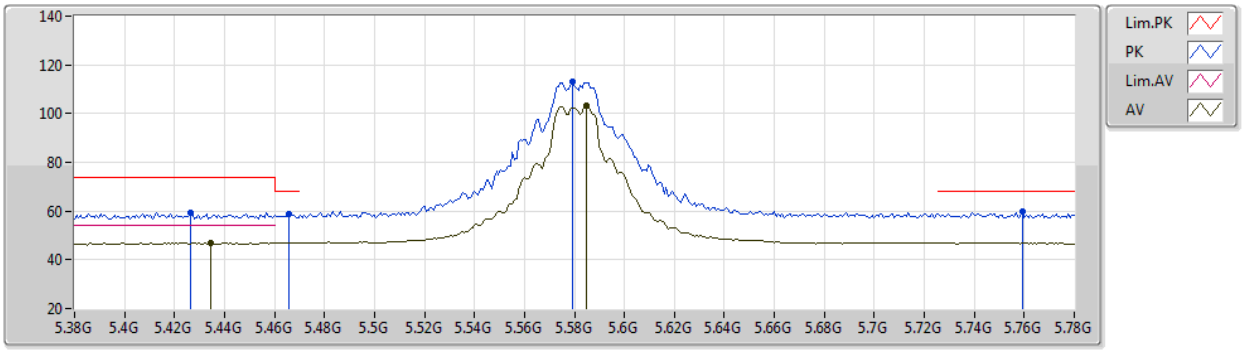

EUT Z_2TX
Setting 108
02-E-K-4-10

Type	Freq	Level	Limit	Margin	Raw	Dist	Condition	Azimuth	Height	Comment	AF	CL	PA
	(Hz)	(dBuV/m)	(dBuV/m)	(dB)	(dBuV)	(m)		(°)	(m)		(dB)	(dB)	(dB)
PK	5.4264G	59.55	74.00	-14.45	52.22	3	Horizontal	97	1.78	-	33.83	5.03	31.53
AV	5.4344G	46.99	54.00	-7.01	39.65	3	Horizontal	97	1.78	-	33.83	5.03	31.52
PK	5.4656G	58.61	68.20	-9.59	51.17	3	Horizontal	97	1.78	-	33.87	5.07	31.50
PK	5.5792G	112.92	Inf	-Inf	105.31	3	Horizontal	97	1.78	-	33.90	5.18	31.47
AV	5.5848G	103.35	Inf	-Inf	95.74	3	Horizontal	97	1.78	-	33.90	5.18	31.47
PK	5.7592G	59.58	68.20	-8.62	52.20	3	Horizontal	97	1.78	-	33.80	5.04	31.46

802.11a_Nss1,(6Mbps)_2TX

5580MHz_TX

23/10/2020

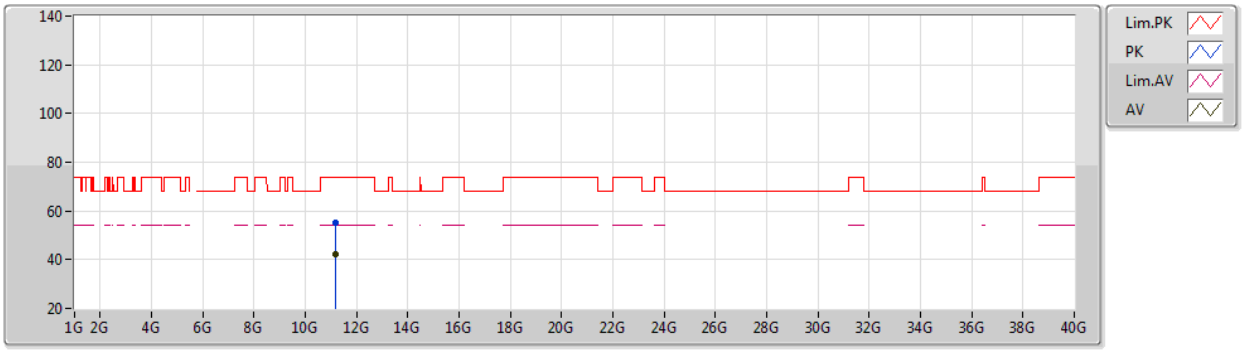

EUT Z_2TX
Setting 108
02-E-K-4

Type	Freq	Level	Limit	Margin	Raw	Dist	Condition	Azimuth	Height	Comment	AF	CL	PA
	(Hz)	(dBuV/m)	(dBuV/m)	(dB)	(dBuV)	(m)		(°)	(m)		(dB)	(dB)	(dB)
PK	11.1608G	55.35	74.00	-18.65	42.00	3	Vertical	10	1.00	-	38.63	7.51	32.79
AV	11.16056G	42.03	54.00	-11.97	28.68	3	Vertical	10	1.00	-	38.63	7.51	32.79

802.11a_Nss1,(6Mbps)_2TX

5580MHz_TX

23/10/2020

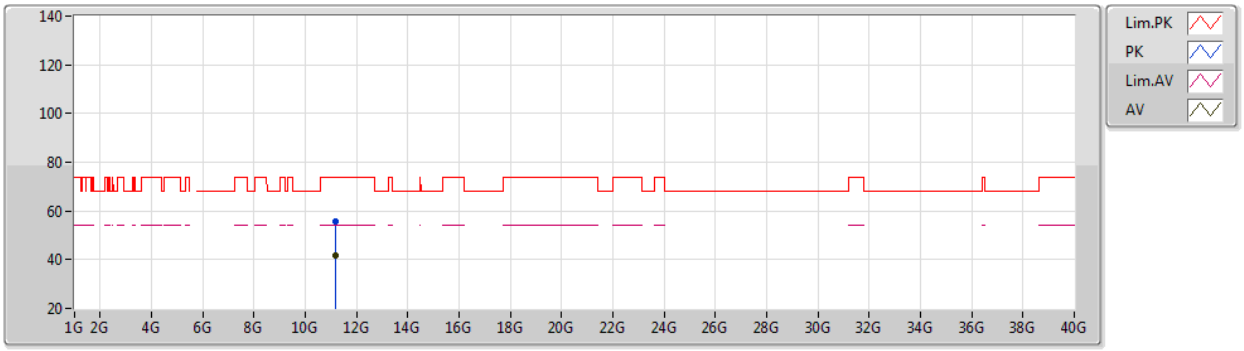

EUT Z_2TX
Setting 108
02-E-K-4

Type	Freq	Level	Limit	Margin	Raw	Dist	Condition	Azimuth	Height	Comment	AF	CL	PA
	(Hz)	(dBuV/m)	(dBuV/m)	(dB)	(dBuV)	(m)		(°)	(m)		(dB)	(dB)	(dB)
PK	11.1608G	55.47	74.00	-18.53	42.12	3	Horizontal	81	2.85	-	38.63	7.51	32.79
AV	11.16064G	41.77	54.00	-12.23	28.42	3	Horizontal	81	2.85	-	38.63	7.51	32.79

802.11a_Nss1,(6Mbps)_2TX

5700MHz_TX

23/10/2020

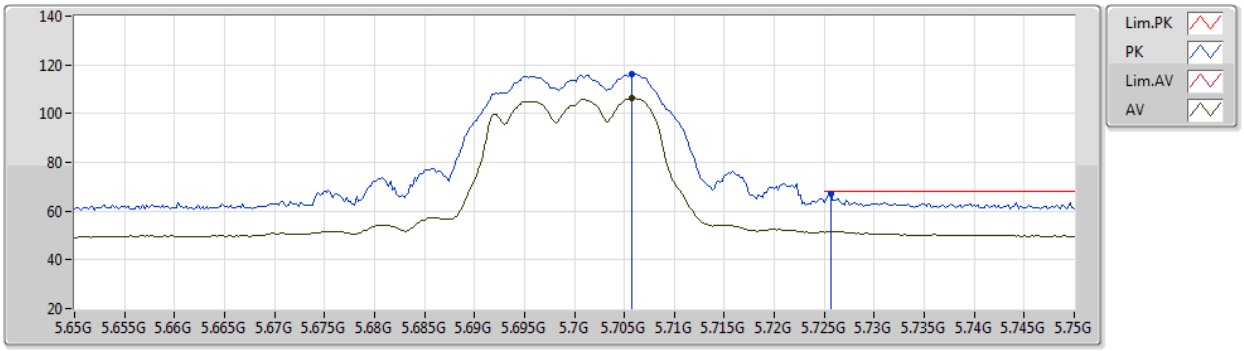

EUT Z_2TX
Setting 77
02-E-K-4-10

Type	Freq	Level	Limit	Margin	Raw	Dist	Condition	Azimuth	Height	Comment	AF	CL	PA
	(Hz)	(dBuV/m)	(dBuV/m)	(dB)	(dBuV)	(m)		(°)	(m)		(dB)	(dB)	(dB)
PK	5.7058G	116.35	Inf	-Inf	108.92	3	Vertical	89	1.12	-	33.80	5.09	31.46
AV	5.7058G	106.35	Inf	-Inf	98.92	3	Vertical	89	1.12	-	33.80	5.09	31.46
PK	5.7256G	67.00	68.20	-1.20	59.59	3	Vertical	89	1.12	-	33.80	5.07	31.46

802.11a_Nss1,(6Mbps)_2TX

5700MHz_TX

23/10/2020

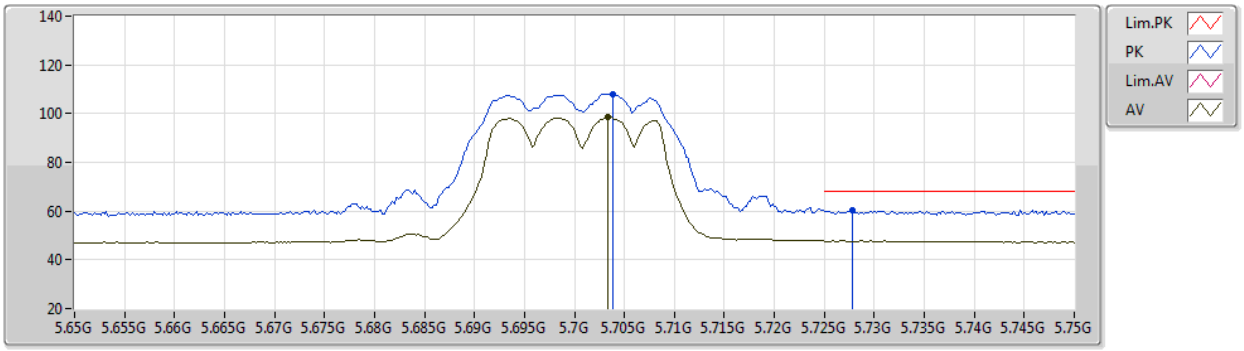

EUT Z_2TX
Setting 77
02-E-K-4-10

Type	Freq	Level	Limit	Margin	Raw	Dist	Condition	Azimuth	Height	Comment	AF	CL	PA
	(Hz)	(dBuV/m)	(dBuV/m)	(dB)	(dBuV)	(m)		(°)	(m)		(dB)	(dB)	(dB)
PK	5.7038G	108.13	Inf	-Inf	100.69	3	Horizontal	310	2.68	-	33.80	5.10	31.46
AV	5.7034G	98.46	Inf	-Inf	91.02	3	Horizontal	310	2.68	-	33.80	5.10	31.46
PK	5.7278G	60.31	68.20	-7.89	52.90	3	Horizontal	310	2.68	-	33.80	5.07	31.46

802.11a_Nss1,(6Mbps)_2TX

5700MHz_TX

23/10/2020

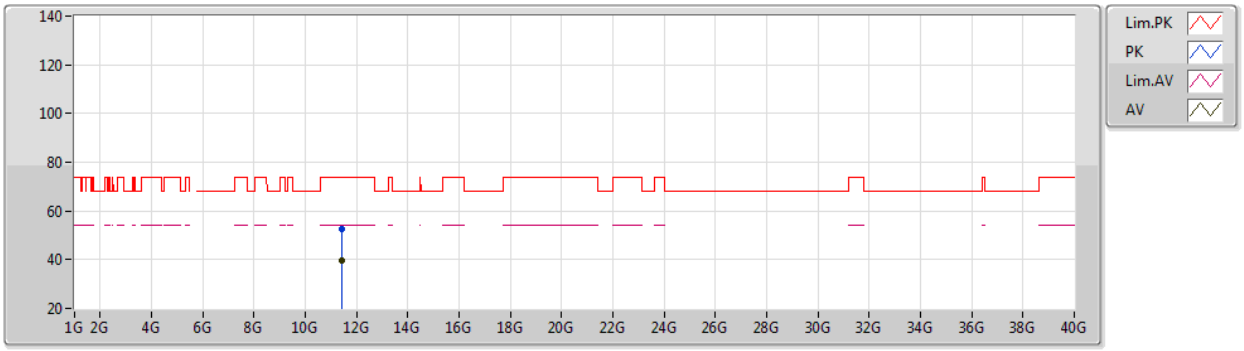

EUT Z_2TX
Setting 77
02-E-K-4

Type	Freq	Level	Limit	Margin	Raw	Dist	Condition	Azimuth	Height	Comment	AF	CL	PA
	(Hz)	(dBuV/m)	(dBuV/m)	(dB)	(dBuV)	(m)		(°)	(m)		(dB)	(dB)	(dB)
PK	11.4056G	52.70	74.00	-21.30	39.12	3	Vertical	257	2.01	-	38.82	7.59	32.83
AV	11.40344G	39.83	54.00	-14.17	26.25	3	Vertical	257	2.01	-	38.82	7.59	32.83

802.11a_Nss1,(6Mbps)_2TX

5700MHz_TX

23/10/2020

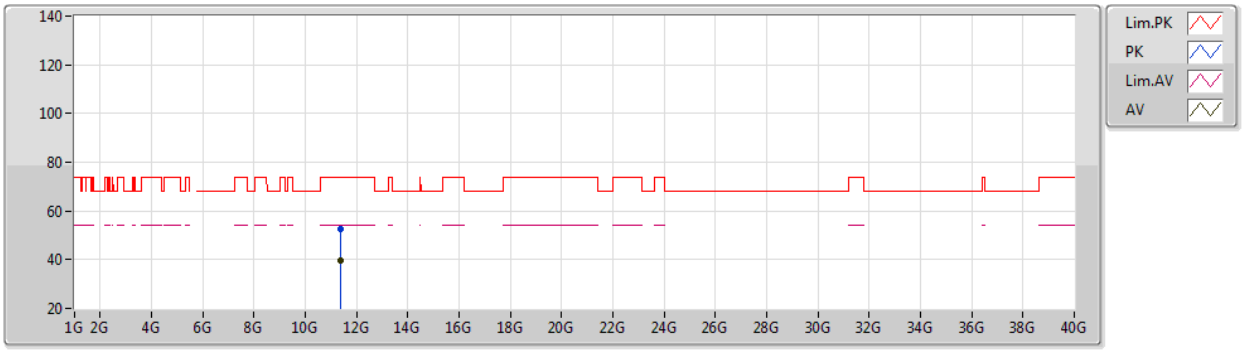

EUT Z_2TX
Setting 77
02-E-K-4

Type	Freq	Level	Limit	Margin	Raw	Dist	Condition	Azimuth	Height	Comment	AF	CL	PA
	(Hz)	(dBuV/m)	(dBuV/m)	(dB)	(dBuV)	(m)		(°)	(m)		(dB)	(dB)	(dB)
PK	11.39848G	52.53	74.00	-21.47	38.95	3	Horizontal	176	2.16	-	38.82	7.59	32.83
AV	11.39768G	39.74	54.00	-14.26	26.16	3	Horizontal	176	2.16	-	38.82	7.59	32.83

802.11a_Nss1,(6Mbps)_2TX

23/10/2020

5720MHz Straddle 5.47-5.725GHz_TX

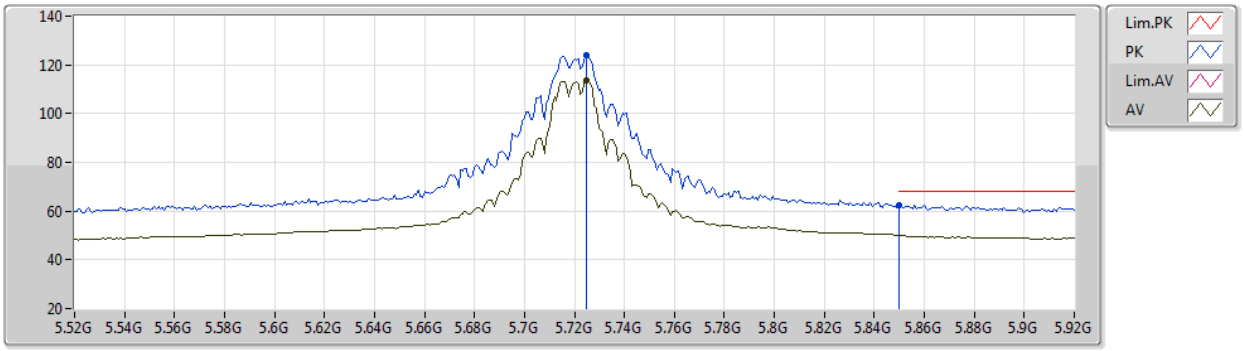

EUT Z_2TX
Setting 108
02-E-K-4-10

Type	Freq	Level	Limit	Margin	Raw	Dist	Condition	Azimuth	Height	Comment	AF	CL	PA
	(Hz)	(dBuV/m)	(dBuV/m)	(dB)	(dBuV)	(m)		(°)	(m)		(dB)	(dB)	(dB)
PK	5.7248G	123.95	Inf	-Inf	116.53	3	Vertical	89	1.11	-	33.80	5.08	31.46
AV	5.7248G	113.66	Inf	-Inf	106.24	3	Vertical	89	1.11	-	33.80	5.08	31.46
PK	5.85G	62.61	68.20	-5.59	54.96	3	Vertical	89	1.11	-	33.95	5.15	31.45

802.11a_Nss1,(6Mbps)_2TX

23/10/2020

5720MHz Straddle 5.47-5.725GHz_TX

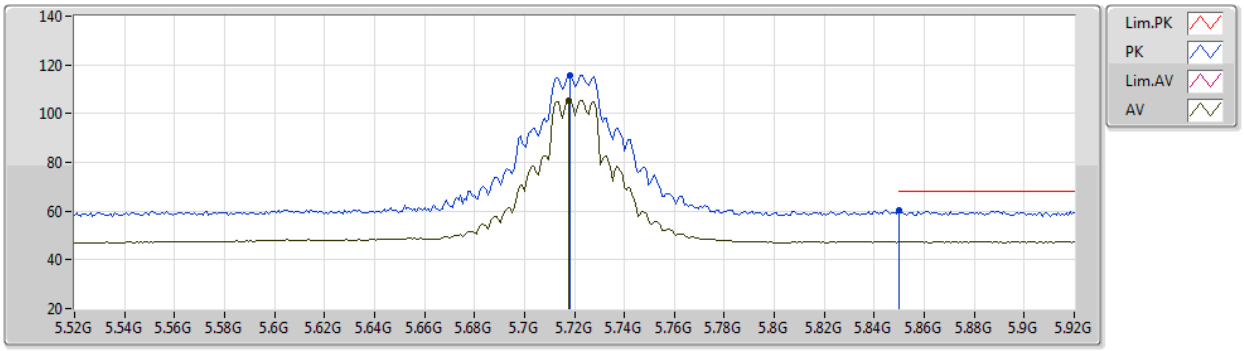

EUT Z_2TX
Setting 108
02-E-K-4-10

Type	Freq	Level	Limit	Margin	Raw	Dist	Condition	Azimuth	Height	Comment	AF	CL	PA
	(Hz)	(dBuV/m)	(dBuV/m)	(dB)	(dBuV)	(m)		(°)	(m)		(dB)	(dB)	(dB)
PK	5.7184G	115.75	Inf	-Inf	108.33	3	Horizontal	298	2.66	-	33.80	5.08	31.46
AV	5.7176G	105.45	Inf	-Inf	98.03	3	Horizontal	298	2.66	-	33.80	5.08	31.46
PK	5.85G	60.21	68.20	-7.99	52.56	3	Horizontal	298	2.66	-	33.95	5.15	31.45

802.11a_Nss1,(6Mbps)_2TX

5720MHz Straddle 5.47-5.725GHz_TX

23/10/2020

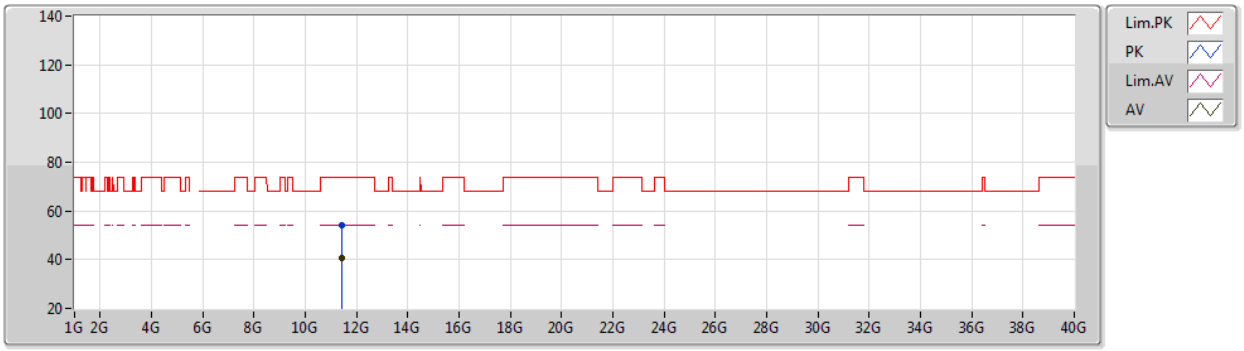

EUT Z_2TX
Setting 108
02-E-K-4

Type	Freq	Level	Limit	Margin	Raw	Dist	Condition	Azimuth	Height	Comment	AF	CL	PA
	(Hz)	(dBuV/m)	(dBuV/m)	(dB)	(dBuV)	(m)		(°)	(m)		(dB)	(dB)	(dB)
PK	11.44504G	54.33	74.00	-19.67	40.70	3	Vertical	53	1.90	-	38.86	7.61	32.84
AV	11.44632G	40.93	54.00	-13.07	27.30	3	Vertical	53	1.90	-	38.86	7.61	32.84

802.11a_Nss1,(6Mbps)_2TX

23/10/2020

5720MHz Straddle 5.47-5.725GHz_TX

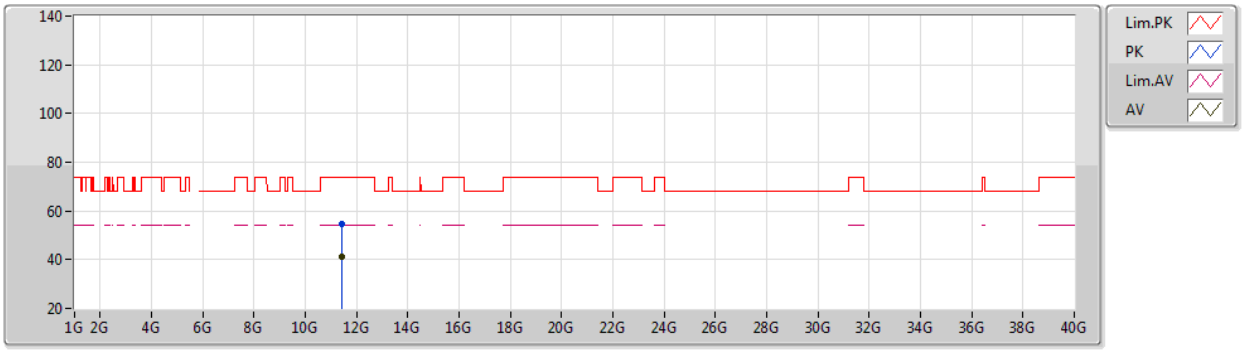

EUT Z_2TX
Setting 108
02-E-K-4

Type	Freq	Level	Limit	Margin	Raw	Dist	Condition	Azimuth	Height	Comment	AF	CL	PA
	(Hz)	(dBuV/m)	(dBuV/m)	(dB)	(dBuV)	(m)		(°)	(m)		(dB)	(dB)	(dB)
PK	11.43232G	54.48	74.00	-19.52	40.87	3	Horizontal	69	1.93	-	38.85	7.60	32.84
AV	11.4436G	41.31	54.00	-12.69	27.69	3	Horizontal	69	1.93	-	38.85	7.61	32.84

802.11a_Nss1,(6Mbps)_2TX

5745MHz_TX

23/10/2020

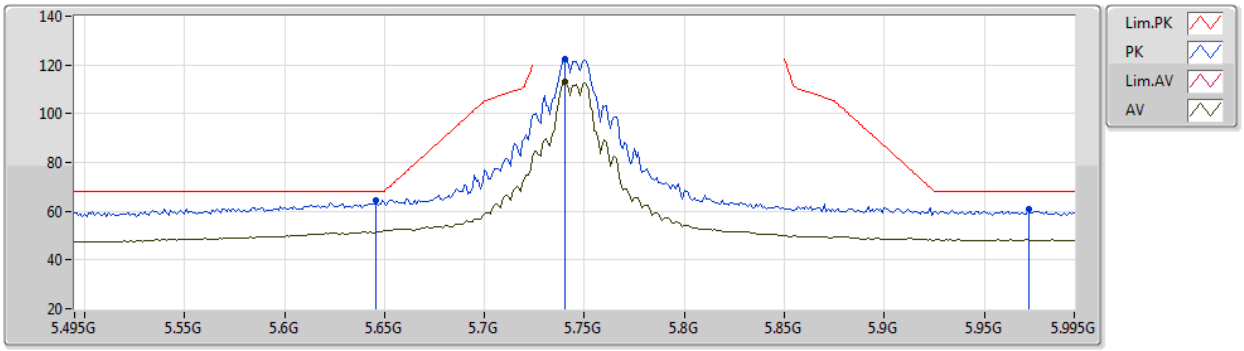

EUT Z_2TX
Setting 108
02-E-K-4-10

Type	Freq	Level	Limit	Margin	Raw	Dist	Condition	Azimuth	Height	Comment	AF	CL	PA
	(Hz)	(dBuV/m)	(dBuV/m)	(dB)	(dBuV)	(m)		(°)	(m)		(dB)	(dB)	(dB)
PK	5.646G	64.41	68.20	-3.79	56.88	3	Vertical	90	1.13	-	33.85	5.15	31.47
PK	5.74G	122.58	Inf	-Inf	115.18	3	Vertical	90	1.13	-	33.80	5.06	31.46
AV	5.74G	113.11	Inf	-Inf	105.71	3	Vertical	90	1.13	-	33.80	5.06	31.46
PK	5.972G	60.99	68.20	-7.21	52.75	3	Vertical	90	1.13	-	34.17	5.52	31.45

802.11a_Nss1,(6Mbps)_2TX

5745MHz_TX

23/10/2020

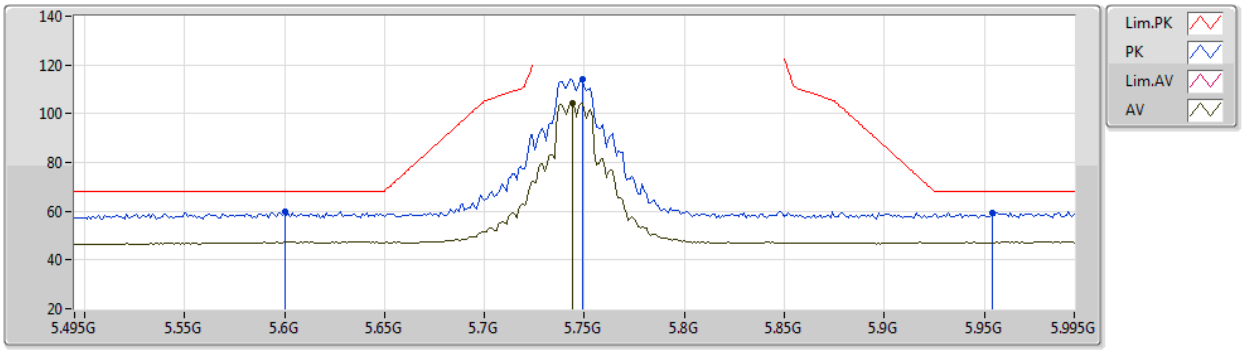

EUT Z_2TX
Setting 108
02-E-K-4-10

Type	Freq	Level	Limit	Margin	Raw	Dist	Condition	Azimuth	Height	Comment	AF	CL	PA
	(Hz)	(dBuV/m)	(dBuV/m)	(dB)	(dBuV)	(m)		(°)	(m)		(dB)	(dB)	(dB)
PK	5.6G	59.90	68.20	-8.30	52.27	3	Horizontal	307	2.65	-	33.90	5.20	31.47
PK	5.749G	114.08	Inf	-Inf	106.69	3	Horizontal	307	2.65	-	33.80	5.05	31.46
AV	5.744G	104.16	Inf	-Inf	96.76	3	Horizontal	307	2.65	-	33.80	5.06	31.46
PK	5.954G	59.51	68.20	-8.69	51.35	3	Horizontal	307	2.65	-	34.15	5.46	31.45

802.11a_Nss1,(6Mbps)_2TX

5745MHz_TX

23/10/2020

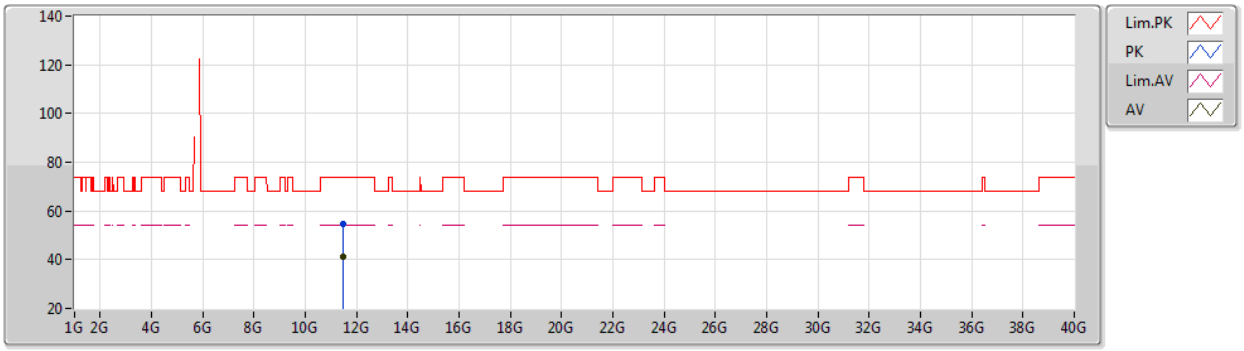

EUT Z_2TX
Setting 108
02-E-K-4

Type	Freq	Level	Limit	Margin	Raw	Dist	Condition	Azimuth	Height	Comment	AF	CL	PA
	(Hz)	(dBuV/m)	(dBuV/m)	(dB)	(dBuV)	(m)		(°)	(m)		(dB)	(dB)	(dB)
PK	11.49024G	54.49	74.00	-19.51	40.83	3	Vertical	55	2.32	-	38.89	7.62	32.85
AV	11.49654G	41.10	54.00	-12.90	27.43	3	Vertical	55	2.32	-	38.90	7.62	32.85

802.11a_Nss1,(6Mbps)_2TX

5745MHz_TX

23/10/2020

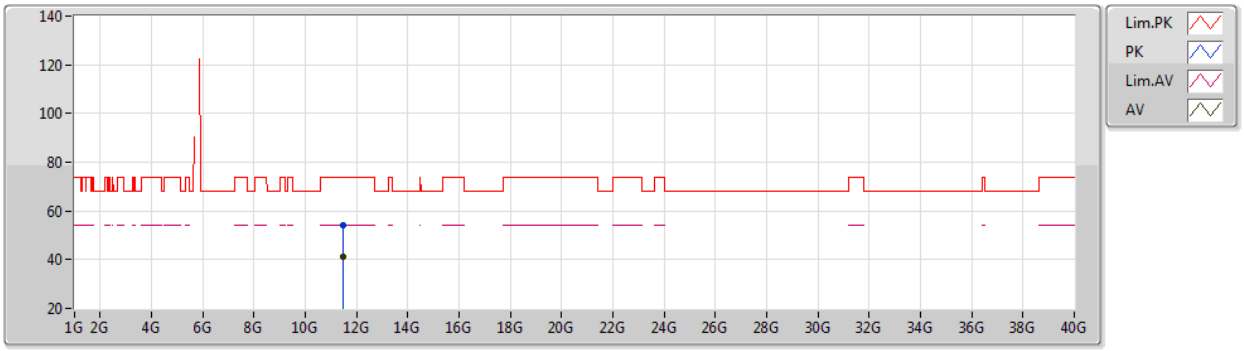

EUT Z_2TX
Setting 108
02-E-K-4

Type	Freq	Level	Limit	Margin	Raw	Dist	Condition	Azimuth	Height	Comment	AF	CL	PA
	(Hz)	(dBuV/m)	(dBuV/m)	(dB)	(dBuV)	(m)		(°)	(m)		(dB)	(dB)	(dB)
PK	11.49384G	54.16	74.00	-19.84	40.49	3	Horizontal	66	1.95	-	38.90	7.62	32.85
AV	11.48904G	41.39	54.00	-12.61	27.73	3	Horizontal	66	1.95	-	38.89	7.62	32.85

802.11a_Nss1,(6Mbps)_2TX

5785MHz_TX

23/10/2020

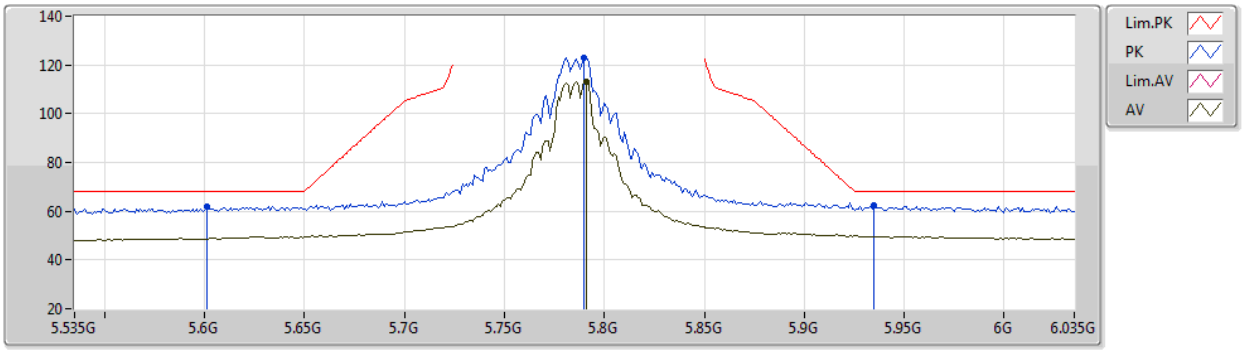

EUT Z_2TX
Setting 108
02-E-K-4-10

Type	Freq	Level	Limit	Margin	Raw	Dist	Condition	Azimuth	Height	Comment	AF	CL	PA
	(Hz)	(dBuV/m)	(dBuV/m)	(dB)	(dBuV)	(m)		(°)	(m)		(dB)	(dB)	(dB)
PK	5.601G	61.96	68.20	-6.24	54.33	3	Vertical	88	1.00	-	33.90	5.20	31.47
PK	5.79G	122.92	Inf	-Inf	115.57	3	Vertical	88	1.00	-	33.80	5.01	31.46
AV	5.791G	113.14	Inf	-Inf	105.79	3	Vertical	88	1.00	-	33.80	5.01	31.46
PK	5.935G	62.45	68.20	-5.75	54.35	3	Vertical	88	1.00	-	34.14	5.41	31.45

802.11a_Nss1,(6Mbps)_2TX

5785MHz_TX

23/10/2020

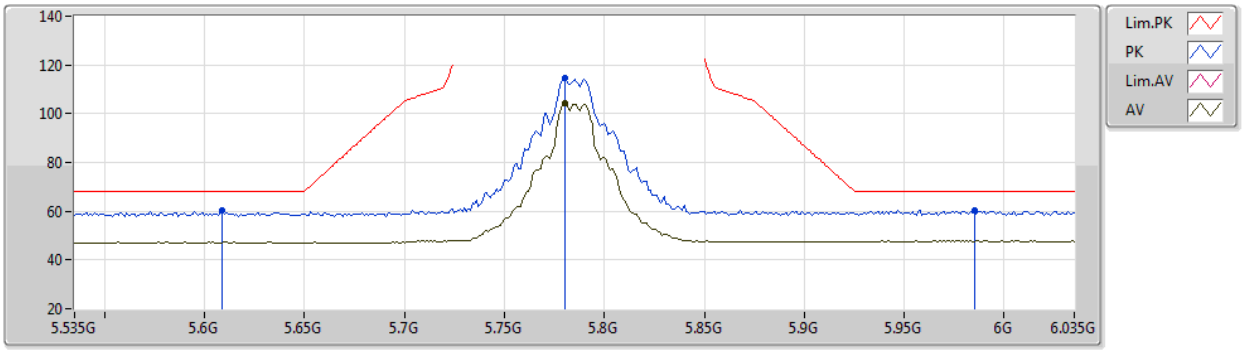

EUT Z_2TX
Setting 108
02-E-K-4-10

Type	Freq	Level	Limit	Margin	Raw	Dist	Condition	Azimuth	Height	Comment	AF	CL	PA
	(Hz)	(dBuV/m)	(dBuV/m)	(dB)	(dBuV)	(m)		(°)	(m)		(dB)	(dB)	(dB)
PK	5.609G	60.23	68.20	-7.97	52.62	3	Horizontal	49	2.66	-	33.89	5.19	31.47
PK	5.78G	114.41	Inf	-Inf	107.05	3	Horizontal	49	2.66	-	33.80	5.02	31.46
AV	5.78G	104.32	Inf	-Inf	96.96	3	Horizontal	49	2.66	-	33.80	5.02	31.46
PK	5.985G	60.53	68.20	-7.67	52.24	3	Horizontal	49	2.66	-	34.19	5.55	31.45

802.11a_Nss1,(6Mbps)_2TX

5785MHz_TX

23/10/2020

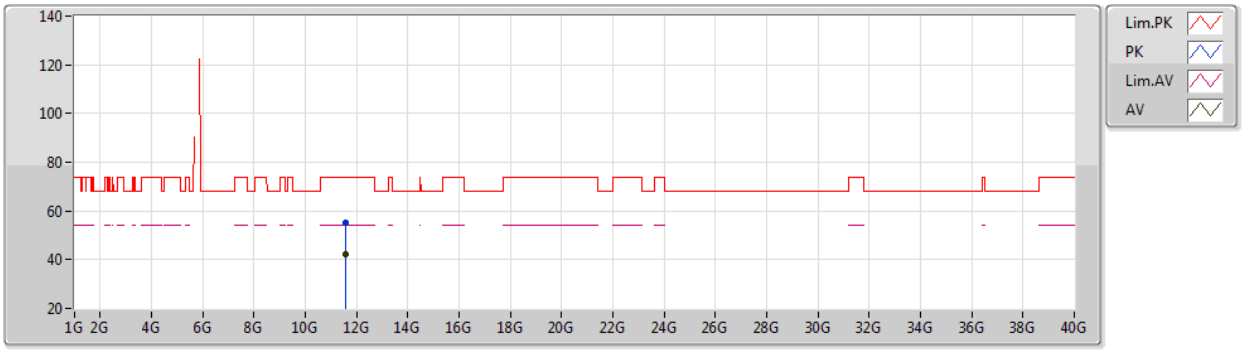

EUT Z_2TX
Setting 108
02-E-K-4

Type	Freq	Level	Limit	Margin	Raw	Dist	Condition	Azimuth	Height	Comment	AF	CL	PA
	(Hz)	(dBuV/m)	(dBuV/m)	(dB)	(dBuV)	(m)		(°)	(m)		(dB)	(dB)	(dB)
PK	11.57264G	55.10	74.00	-18.90	41.35	3	Vertical	36	2.75	-	38.96	7.65	32.86
AV	11.5728G	42.02	54.00	-11.98	28.27	3	Vertical	36	2.75	-	38.96	7.65	32.86

802.11a_Nss1,(6Mbps)_2TX

5785MHz_TX

23/10/2020

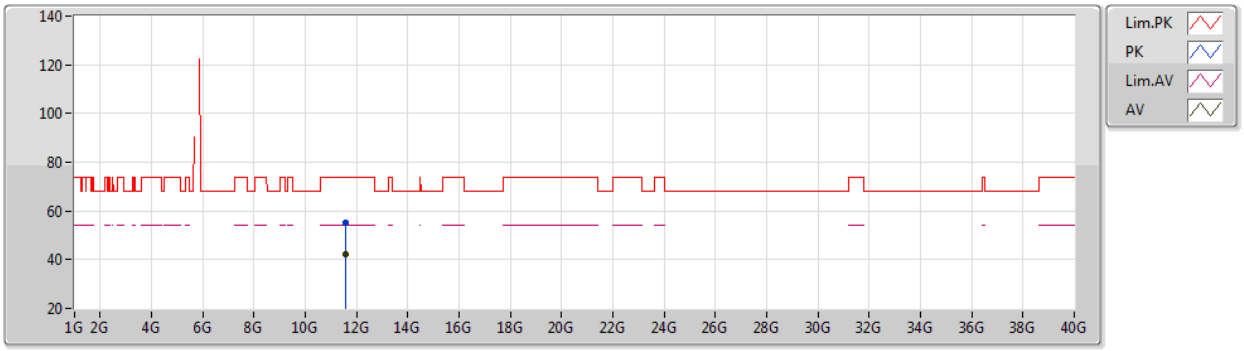

EUT Z_2TX
Setting 108
02-E-K-4

Type	Freq	Level	Limit	Margin	Raw	Dist	Condition	Azimuth	Height	Comment	AF	CL	PA
	(Hz)	(dBuV/m)	(dBuV/m)	(dB)	(dBuV)	(m)		(°)	(m)		(dB)	(dB)	(dB)
PK	11.56936G	55.29	74.00	-18.71	41.54	3	Horizontal	67	1.92	-	38.96	7.65	32.86
AV	11.57424G	42.26	54.00	-11.74	28.51	3	Horizontal	67	1.92	-	38.96	7.65	32.86

802.11a_Nss1,(6Mbps)_2TX

5825MHz_TX

23/10/2020

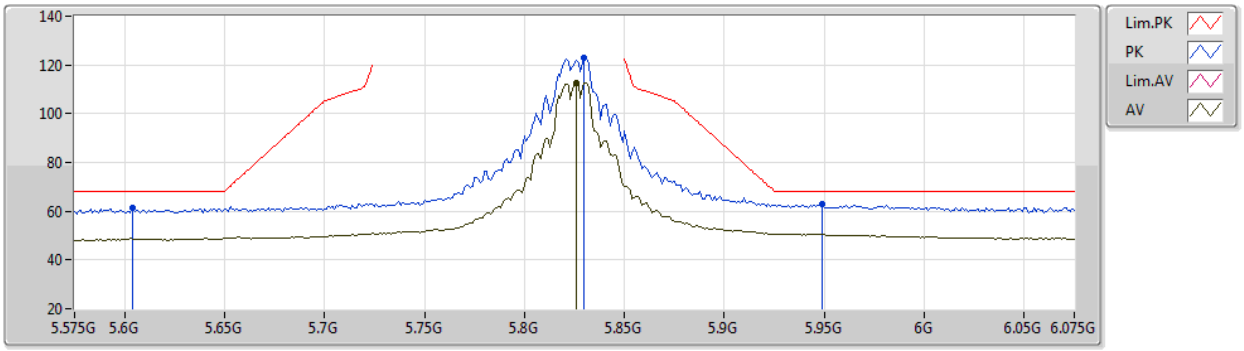

EUT Z_2TX
Setting 108
02-E-K-4-10

Type	Freq	Level	Limit	Margin	Raw	Dist	Condition	Azimuth	Height	Comment	AF	CL	PA
	(Hz)	(dBuV/m)	(dBuV/m)	(dB)	(dBuV)	(m)		(°)	(m)		(dB)	(dB)	(dB)
PK	5.604G	61.16	68.20	-7.04	53.53	3	Vertical	87	1.15	-	33.90	5.20	31.47
PK	5.83G	122.97	Inf	-Inf	115.45	3	Vertical	87	1.15	-	33.89	5.09	31.46
AV	5.826G	112.82	Inf	-Inf	105.32	3	Vertical	87	1.15	-	33.88	5.08	31.46
PK	5.949G	63.08	68.20	-5.12	54.93	3	Vertical	87	1.15	-	34.15	5.45	31.45

802.11a_Nss1,(6Mbps)_2TX

5825MHz_TX

23/10/2020

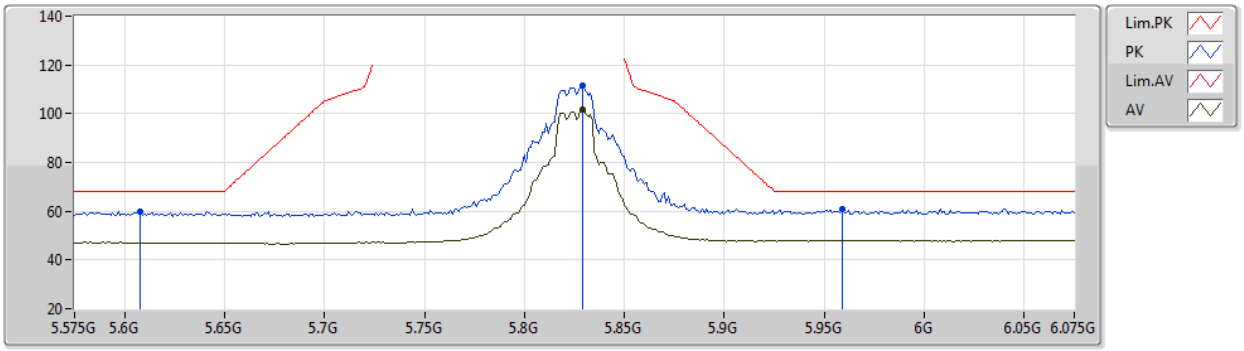

EUT Z_2TX
Setting 108
02-E-K-4-10

Type	Freq	Level	Limit	Margin	Raw	Dist	Condition	Azimuth	Height	Comment	AF	CL	PA
	(Hz)	(dBuV/m)	(dBuV/m)	(dB)	(dBuV)	(m)		(°)	(m)		(dB)	(dB)	(dB)
PK	5.608G	59.76	68.20	-8.44	52.15	3	Horizontal	99	1.87	-	33.89	5.19	31.47
PK	5.829G	111.58	Inf	-Inf	104.06	3	Horizontal	99	1.87	-	33.89	5.09	31.46
AV	5.829G	101.87	Inf	-Inf	94.35	3	Horizontal	99	1.87	-	33.89	5.09	31.46
PK	5.959G	60.90	68.20	-7.30	52.71	3	Horizontal	99	1.87	-	34.16	5.48	31.45

802.11a_Nss1,(6Mbps)_2TX

5825MHz_TX

23/10/2020

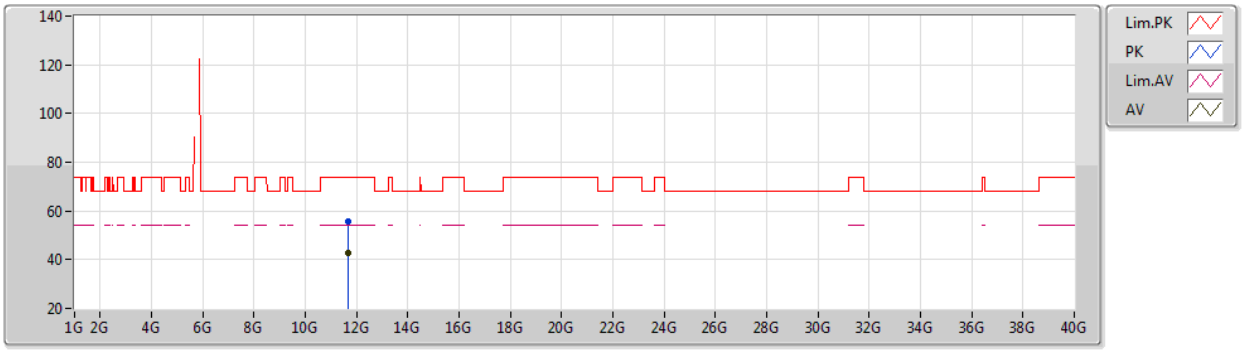

EUT Z_2TX
Setting 108
02-E-K-4

Type	Freq	Level	Limit	Margin	Raw	Dist	Condition	Azimuth	Height	Comment	AF	CL	PA
	(Hz)	(dBuV/m)	(dBuV/m)	(dB)	(dBuV)	(m)		(°)	(m)		(dB)	(dB)	(dB)
PK	11.6488G	55.80	74.00	-18.20	41.98	3	Vertical	19	2.77	-	39.02	7.68	32.88
AV	11.65312G	42.87	54.00	-11.13	29.05	3	Vertical	19	2.77	-	39.02	7.68	32.88

802.11a_Nss1,(6Mbps)_2TX

5825MHz_TX

23/10/2020

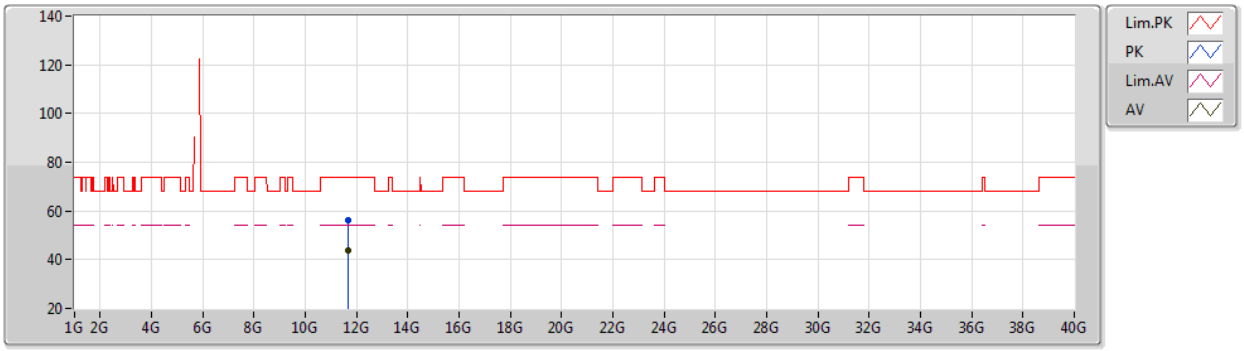

EUT Z_2TX
Setting 108
02-E-K-4

Type	Freq	Level	Limit	Margin	Raw	Dist	Condition	Azimuth	Height	Comment	AF	CL	PA
	(Hz)	(dBuV/m)	(dBuV/m)	(dB)	(dBuV)	(m)		(°)	(m)		(dB)	(dB)	(dB)
PK	11.65832G	56.32	74.00	-17.68	42.49	3	Horizontal	67	1.96	-	39.03	7.68	32.88
AV	11.64944G	43.58	54.00	-10.42	29.76	3	Horizontal	67	1.96	-	39.02	7.68	32.88

802.11ax HEW20_Nss1,(MCS0)_2TX

5180MHz_TX

23/10/2020

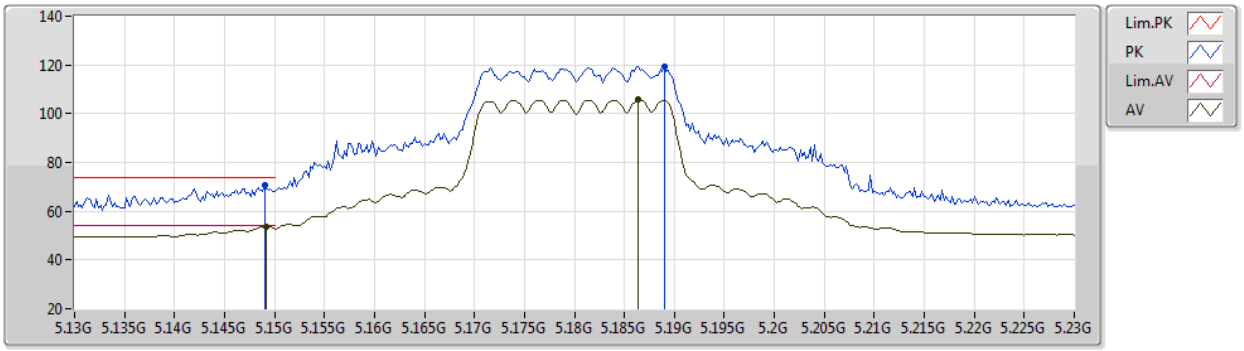

EUT Z_2TX
Setting 86
02-E-K-4-10

Type	Freq	Level	Limit	Margin	Raw	Dist	Condition	Azimuth	Height	Comment	AF	CL	PA
	(Hz)	(dBuV/m)	(dBuV/m)	(dB)	(dBuV)	(m)		(°)	(m)		(dB)	(dB)	(dB)
PK	5.149G	70.46	74.00	-3.54	63.74	3	Vertical	360	1.01	-	33.45	5.00	31.73
AV	5.1492G	53.79	54.00	-0.21	47.07	3	Vertical	360	1.01	-	33.45	5.00	31.73
PK	5.189G	119.26	Inf	-Inf	112.39	3	Vertical	360	1.01	-	33.49	5.08	31.70
AV	5.1864G	105.61	Inf	-Inf	98.75	3	Vertical	360	1.01	-	33.49	5.07	31.70

802.11ax HEW20_Nss1,(MCS0)_2TX

5180MHz_TX

23/10/2020

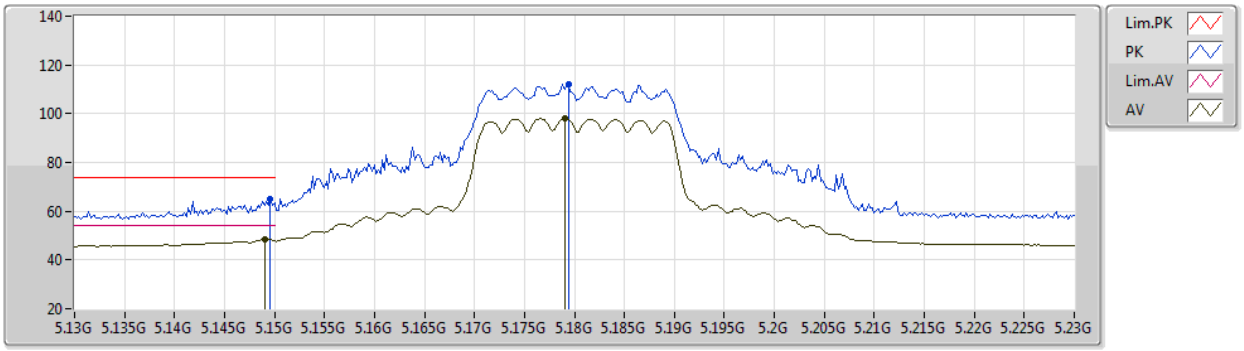

EUT Z_2TX
Setting 86
02-E-K-4-10

Type	Freq	Level	Limit	Margin	Raw	Dist	Condition	Azimuth	Height	Comment	AF	CL	PA
	(Hz)	(dBuV/m)	(dBuV/m)	(dB)	(dBuV)	(m)		(°)	(m)		(dB)	(dB)	(dB)
PK	5.1496G	64.78	74.00	-9.22	58.06	3	Horizontal	20	2.92	-	33.45	5.00	31.73
AV	5.149G	48.49	54.00	-5.51	41.77	3	Horizontal	20	2.92	-	33.45	5.00	31.73
PK	5.1794G	112.27	Inf	-Inf	105.43	3	Horizontal	20	2.92	-	33.48	5.06	31.70
AV	5.179G	98.13	Inf	-Inf	91.29	3	Horizontal	20	2.92	-	33.48	5.06	31.70

802.11ax HEW20_Nss1,(MCS0)_2TX

5180MHz_TX

23/10/2020

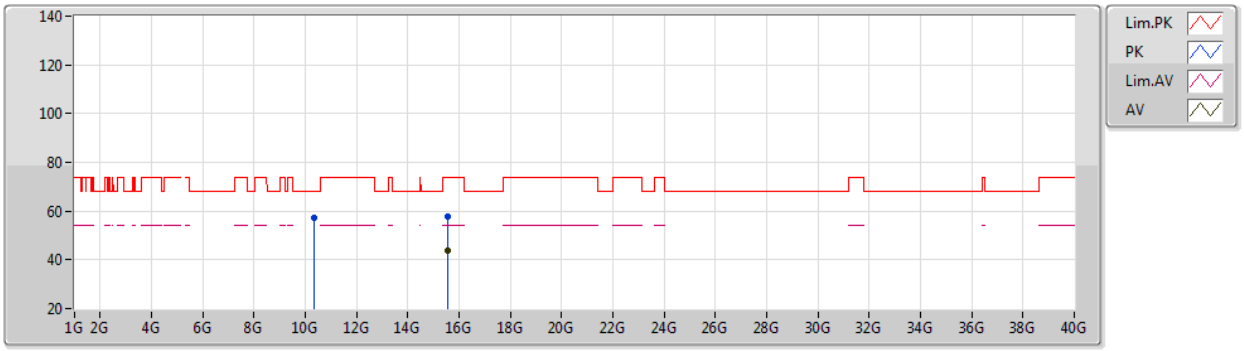

EUT Z_2TX
Setting 86
02-E-N-2

Type	Freq	Level	Limit	Margin	Raw	Dist	Condition	Azimuth	Height	Comment	AF	CL	PA
	(Hz)	(dBuV/m)	(dBuV/m)	(dB)	(dBuV)	(m)		(°)	(m)		(dB)	(dB)	(dB)
PK	10.3614G	57.21	68.20	-10.99	43.68	3	Vertical	26	2.06	-	38.88	7.23	32.58
PK	15.54784G	57.75	74.00	-16.25	42.86	3	Vertical	321	2.95	-	38.71	9.04	32.86
AV	15.53372G	44.04	54.00	-9.96	29.11	3	Vertical	321	2.95	-	38.75	9.04	32.86

802.11ax HEW20_Nss1,(MCS0)_2TX

5180MHz_TX

23/10/2020

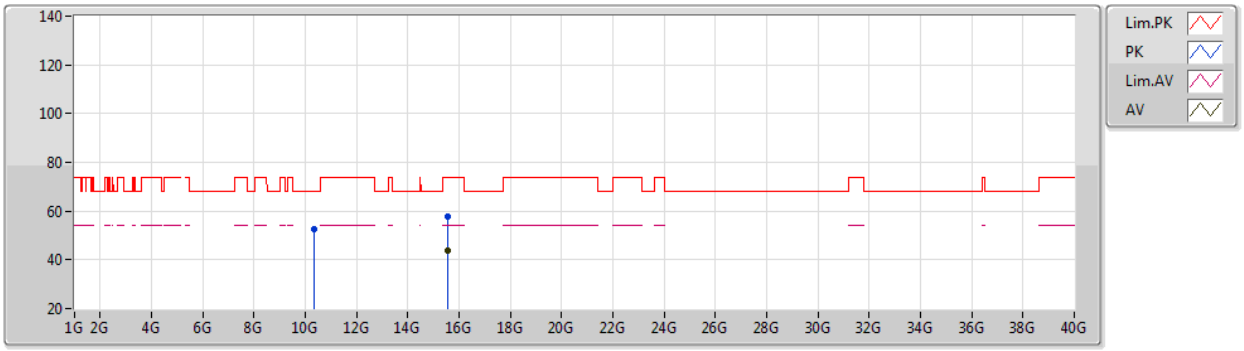

EUT Z_2TX
Setting 86
02-E-N-2

Type	Freq	Level	Limit	Margin	Raw	Dist	Condition	Azimuth	Height	Comment	AF	CL	PA
	(Hz)	(dBuV/m)	(dBuV/m)	(dB)	(dBuV)	(m)		(°)	(m)		(dB)	(dB)	(dB)
PK	10.35664G	52.76	68.20	-15.44	39.23	3	Horizontal	30	1.51	-	38.89	7.22	32.58
PK	15.53816G	57.64	74.00	-16.36	42.72	3	Horizontal	208	2.17	-	38.74	9.04	32.86
AV	15.53508G	44.05	54.00	-9.95	29.12	3	Horizontal	208	2.17	-	38.75	9.04	32.86

802.11ax HEW20_Nss1,(MCS0)_2TX

5200MHz_TX

23/10/2020

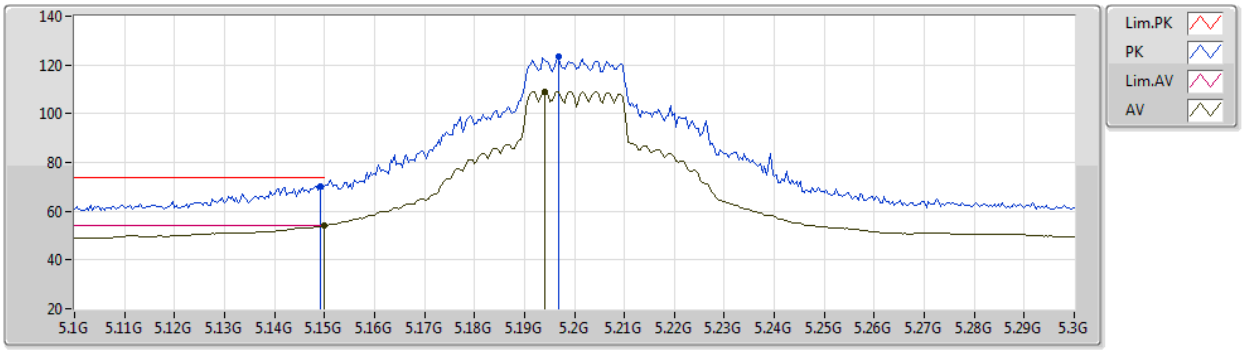

EUT Z_2TX
Setting 102
02-E-K-4-10

Type	Freq	Level	Limit	Margin	Raw	Dist	Condition	Azimuth	Height	Comment	AF	CL	PA
	(Hz)	(dBuV/m)	(dBuV/m)	(dB)	(dBuV)	(m)		(°)	(m)		(dB)	(dB)	(dB)
PK	5.1492G	70.42	74.00	-3.58	63.70	3	Vertical	356	1.03	-	33.45	5.00	31.73
AV	5.15G	53.98	54.00	-0.02	47.26	3	Vertical	356	1.03	-	33.45	5.00	31.73
PK	5.1968G	123.42	Inf	-Inf	116.52	3	Vertical	356	1.03	-	33.50	5.09	31.69
AV	5.194G	109.06	Inf	-Inf	102.17	3	Vertical	356	1.03	-	33.49	5.09	31.69

802.11ax HEW20_Nss1,(MCS0)_2TX

5200MHz_TX

23/10/2020

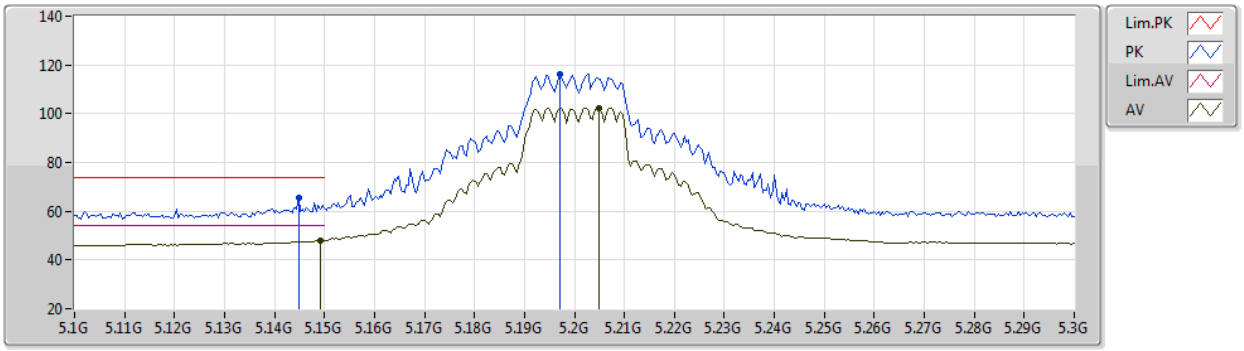

EUT Z_2TX
Setting 102
02-E-K-4-10

Type	Freq	Level	Limit	Margin	Raw	Dist	Condition	Azimuth	Height	Comment	AF	CL	PA
	(Hz)	(dBuV/m)	(dBuV/m)	(dB)	(dBuV)	(m)		(°)	(m)		(dB)	(dB)	(dB)
PK	5.1448G	65.34	74.00	-8.66	58.64	3	Horizontal	119	1.02	-	33.44	4.99	31.73
AV	5.1492G	48.06	54.00	-5.94	41.34	3	Horizontal	119	1.02	-	33.45	5.00	31.73
PK	5.1972G	116.41	Inf	-Inf	109.51	3	Horizontal	119	1.02	-	33.50	5.09	31.69
AV	5.2048G	102.47	Inf	-Inf	95.55	3	Horizontal	119	1.02	-	33.51	5.10	31.69

802.11ax HEW20_Nss1,(MCS0)_2TX

5200MHz_TX

23/10/2020

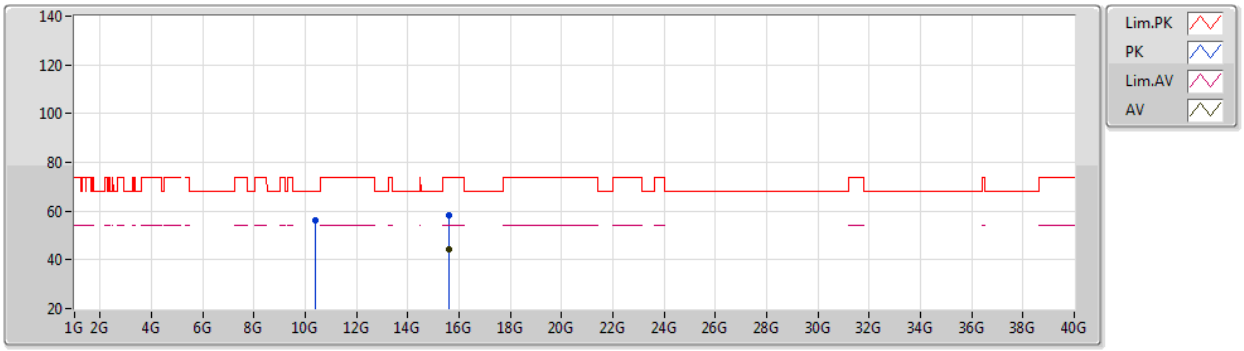

EUT Z_2TX
Setting 102
02-E-N-2

Type	Freq	Level	Limit	Margin	Raw	Dist	Condition	Azimuth	Height	Comment	AF	CL	PA
	(Hz)	(dBuV/m)	(dBuV/m)	(dB)	(dBuV)	(m)		(°)	(m)		(dB)	(dB)	(dB)
PK	10.39892G	56.42	68.20	-11.78	42.91	3	Vertical	25	2.31	-	38.86	7.24	32.59
PK	15.59844G	58.24	74.00	-15.76	43.48	3	Vertical	16	2.42	-	38.56	9.06	32.86
AV	15.59296G	44.31	54.00	-9.69	29.53	3	Vertical	16	2.42	-	38.58	9.06	32.86

802.11ax HEW20_Nss1,(MCS0)_2TX

5200MHz_TX

23/10/2020

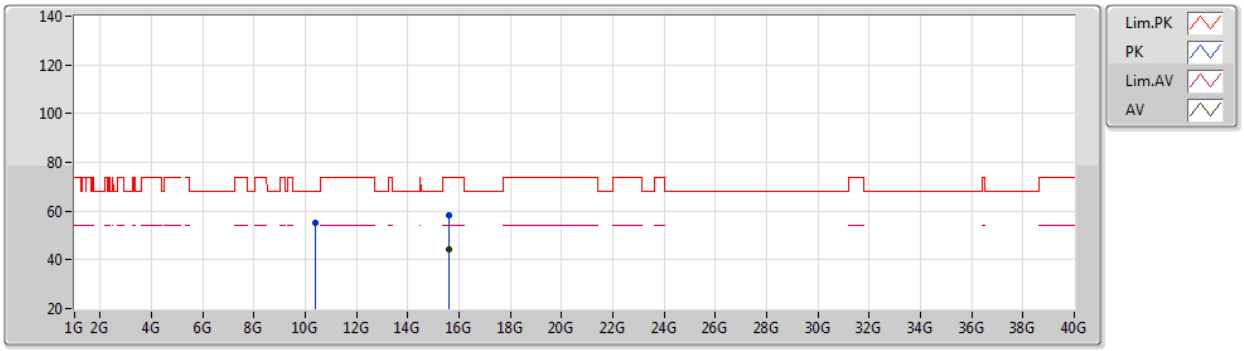

EUT Z_2TX
Setting 102
02-E-N-2

Type	Freq	Level	Limit	Margin	Raw	Dist	Condition	Azimuth	Height	Comment	AF	CL	PA
	(Hz)	(dBuV/m)	(dBuV/m)	(dB)	(dBuV)	(m)		(°)	(m)		(dB)	(dB)	(dB)
PK	10.40104G	55.23	68.20	-12.97	41.72	3	Horizontal	69	1.99	-	38.86	7.24	32.59
PK	15.5988G	58.44	74.00	-15.56	43.68	3	Horizontal	289	2.29	-	38.56	9.06	32.86
AV	15.59312G	44.30	54.00	-9.70	29.52	3	Horizontal	289	2.29	-	38.58	9.06	32.86

802.11ax HEW20_Nss1,(MCS0)_2TX

5240MHz_TX

23/10/2020

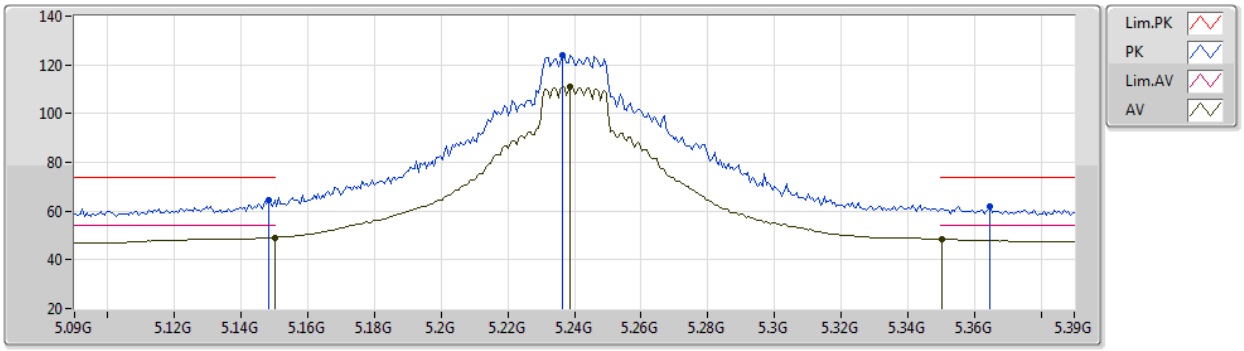

EUT Z_2TX
Setting 108
02-E-K-4-10

Type	Freq	Level	Limit	Margin	Raw	Dist	Condition	Azimuth	Height	Comment	AF	CL	PA
	(Hz)	(dBuV/m)	(dBuV/m)	(dB)	(dBuV)	(m)		(°)	(m)		(dB)	(dB)	(dB)
PK	5.1482G	64.52	74.00	-9.48	57.80	3	Vertical	360	1.01	-	33.45	5.00	31.73
AV	5.15G	49.14	54.00	-4.86	42.42	3	Vertical	360	1.01	-	33.45	5.00	31.73
PK	5.2364G	124.15	Inf	-Inf	117.16	3	Vertical	360	1.01	-	33.57	5.08	31.66
AV	5.2388G	110.99	Inf	-Inf	103.99	3	Vertical	360	1.01	-	33.58	5.08	31.66
PK	5.3648G	61.81	74.00	-12.19	54.60	3	Vertical	360	1.01	-	33.76	5.02	31.57
AV	5.3504G	48.28	54.00	-5.72	41.09	3	Vertical	360	1.01	-	33.75	5.02	31.58

802.11ax HEW20_Nss1,(MCS0)_2TX

5240MHz_TX

23/10/2020

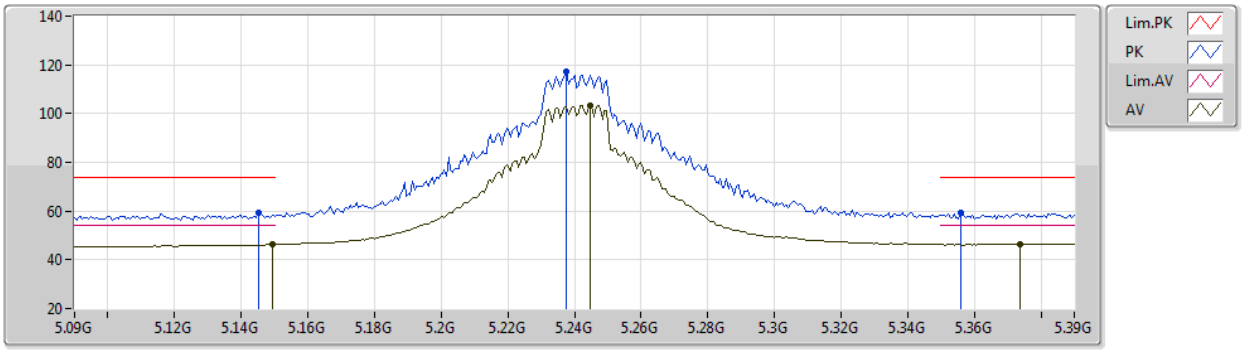

EUT Z_2TX
Setting 108
02-E-K-4-10

Type	Freq	Level	Limit	Margin	Raw	Dist	Condition	Azimuth	Height	Comment	AF	CL	PA
	(Hz)	(dBuV/m)	(dBuV/m)	(dB)	(dBuV)	(m)		(°)	(m)		(dB)	(dB)	(dB)
PK	5.1452G	59.31	74.00	-14.69	52.60	3	Horizontal	120	1.10	-	33.45	4.99	31.73
AV	5.1494G	46.26	54.00	-7.74	39.54	3	Horizontal	120	1.10	-	33.45	5.00	31.73
PK	5.2376G	117.28	Inf	-Inf	110.28	3	Horizontal	120	1.10	-	33.58	5.08	31.66
AV	5.2448G	103.43	Inf	-Inf	96.42	3	Horizontal	120	1.10	-	33.59	5.08	31.66
PK	5.3558G	59.08	74.00	-14.92	51.88	3	Horizontal	120	1.10	-	33.76	5.02	31.58
AV	5.3738G	46.47	54.00	-7.53	39.26	3	Horizontal	120	1.10	-	33.77	5.01	31.57

802.11ax HEW20_Nss1,(MCS0)_2TX

5240MHz_TX

23/10/2020

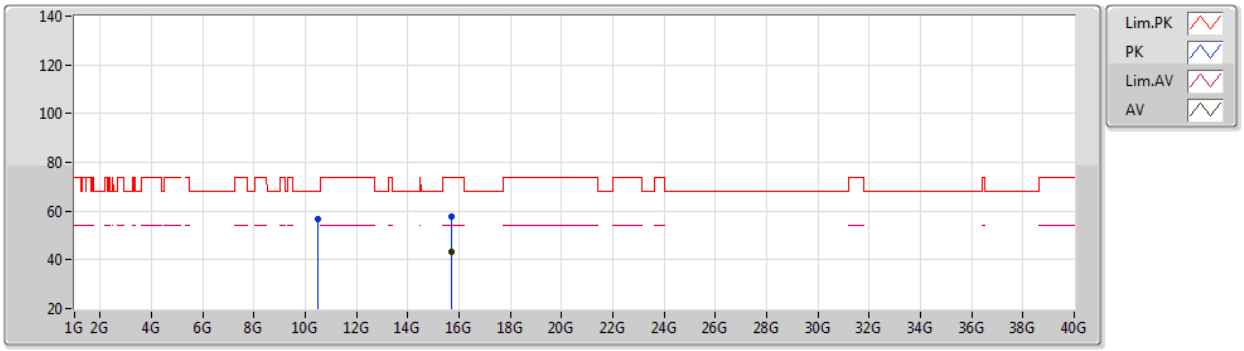

EUT Z_2TX
Setting 108
02-E-K-4

Type	Freq	Level	Limit	Margin	Raw	Dist	Condition	Azimuth	Height	Comment	AF	CL	PA
	(Hz)	(dBuV/m)	(dBuV/m)	(dB)	(dBuV)	(m)		(°)	(m)		(dB)	(dB)	(dB)
PK	10.48348G	56.70	68.20	-11.50	43.24	3	Vertical	342	1.02	-	38.81	7.27	32.62
PK	15.7154G	57.53	74.00	-16.47	43.07	3	Vertical	314	1.16	-	38.23	9.10	32.87
AV	15.71172G	43.34	54.00	-10.66	28.87	3	Vertical	314	1.16	-	38.24	9.10	32.87

802.11ax HEW20_Nss1,(MCS0)_2TX

5240MHz_TX

23/10/2020

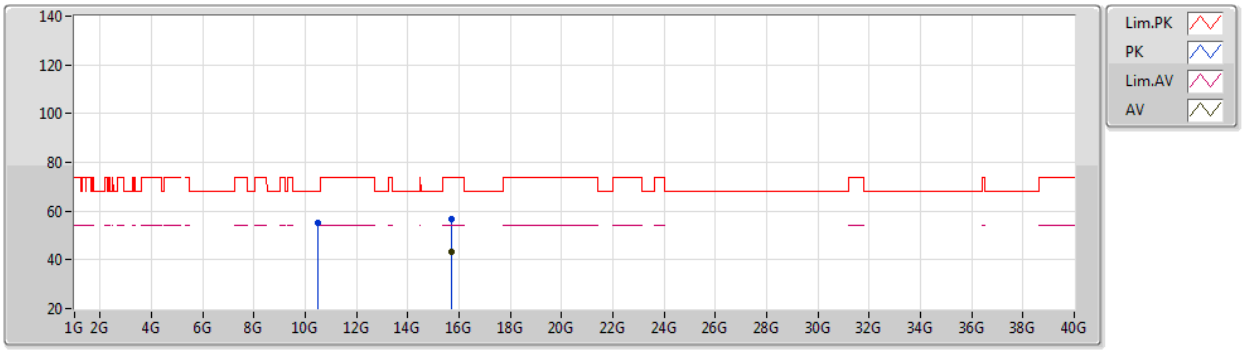

EUT Z_2TX
Setting 108
02-E-K-4

Type	Freq	Level	Limit	Margin	Raw	Dist	Condition	Azimuth	Height	Comment	AF	CL	PA
	(Hz)	(dBuV/m)	(dBuV/m)	(dB)	(dBuV)	(m)		(°)	(m)		(dB)	(dB)	(dB)
PK	10.4756G	55.34	68.20	-12.86	41.87	3	Horizontal	81	2.02	-	38.81	7.27	32.61
PK	15.71712G	56.75	74.00	-17.25	42.30	3	Horizontal	72	2.20	-	38.22	9.10	32.87
AV	15.72548G	43.25	54.00	-10.75	28.82	3	Horizontal	72	2.20	-	38.20	9.10	32.87

802.11ax HEW20_Nss1,(MCS0)_2TX

5260MHz_TX

23/10/2020

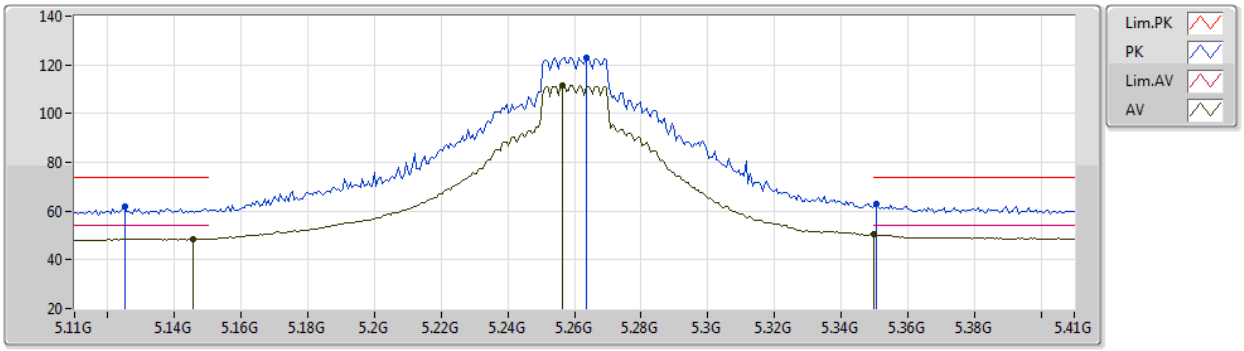

EUT Z_2TX
Setting 108
02-E-N-2-10

Type	Freq	Level	Limit	Margin	Raw	Dist	Condition	Azimuth	Height	Comment	AF	CL	PA
	(Hz)	(dBuV/m)	(dBuV/m)	(dB)	(dBuV)	(m)		(°)	(m)		(dB)	(dB)	(dB)
PK	5.125G	61.69	74.00	-12.31	55.06	3	Vertical	0	1.05	-	33.42	4.95	31.74
AV	5.1454G	48.67	54.00	-5.33	41.96	3	Vertical	0	1.05	-	33.45	4.99	31.73
PK	5.2636G	123.14	Inf	-Inf	116.09	3	Vertical	0	1.05	-	33.63	5.07	31.65
AV	5.2564G	111.71	Inf	-Inf	104.68	3	Vertical	0	1.05	-	33.61	5.07	31.65
PK	5.3506G	62.93	74.00	-11.07	55.74	3	Vertical	0	1.05	-	33.75	5.02	31.58
AV	5.35G	50.27	54.00	-3.73	43.08	3	Vertical	0	1.05	-	33.75	5.03	31.59

802.11ax HEW20_Nss1,(MCS0)_2TX

5260MHz_TX

23/10/2020

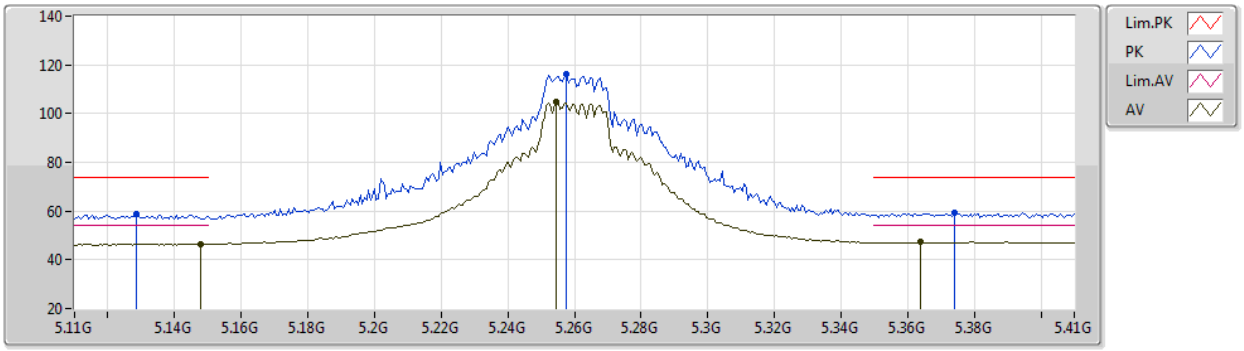

EUT Z_2TX
Setting 108
02-E-N-2-10

Type	Freq	Level	Limit	Margin	Raw	Dist	Condition	Azimuth	Height	Comment	AF	CL	PA
	(Hz)	(dBuV/m)	(dBuV/m)	(dB)	(dBuV)	(m)		(°)	(m)		(dB)	(dB)	(dB)
PK	5.1286G	58.57	74.00	-15.43	51.92	3	Horizontal	117	1.04	-	33.43	4.96	31.74
AV	5.1478G	46.52	54.00	-7.48	39.80	3	Horizontal	117	1.04	-	33.45	5.00	31.73
PK	5.2576G	115.95	Inf	-Inf	108.91	3	Horizontal	117	1.04	-	33.62	5.07	31.65
AV	5.2546G	104.60	Inf	-Inf	97.57	3	Horizontal	117	1.04	-	33.61	5.07	31.65
PK	5.374G	59.27	74.00	-14.73	52.06	3	Horizontal	117	1.04	-	33.77	5.01	31.57
AV	5.3638G	47.31	54.00	-6.69	40.11	3	Horizontal	117	1.04	-	33.76	5.02	31.58

802.11ax HEW20_Nss1,(MCS0)_2TX

5260MHz_TX

23/10/2020

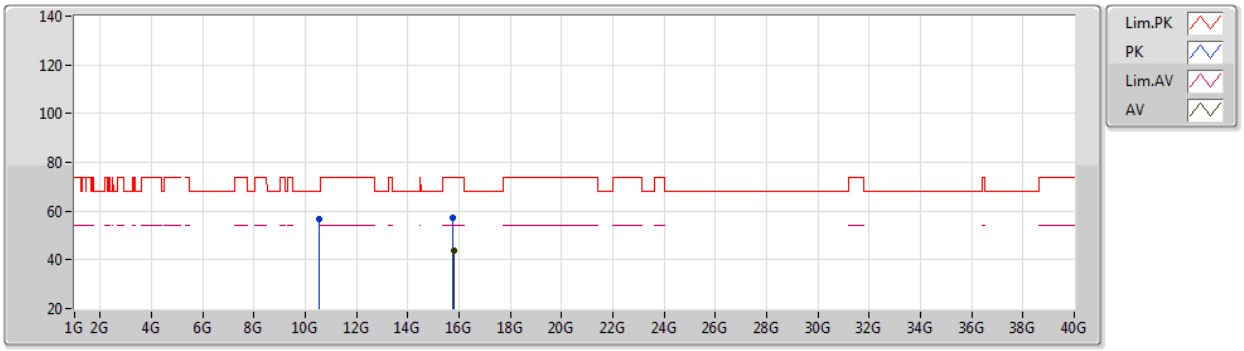

EUT Z_2TX
Setting 108
02-E-N-2

Type	Freq	Level	Limit	Margin	Raw	Dist	Condition	Azimuth	Height	Comment	AF	CL	PA
	(Hz)	(dBuV/m)	(dBuV/m)	(dB)	(dBuV)	(m)		(°)	(m)		(dB)	(dB)	(dB)
PK	10.52144G	56.71	68.20	-11.49	43.27	3	Vertical	336	1.00	-	38.79	7.28	32.63
PK	15.77844G	57.16	74.00	-16.84	42.87	3	Vertical	155	2.08	-	38.04	9.12	32.87
AV	15.781G	43.93	54.00	-10.07	29.64	3	Vertical	155	2.08	-	38.04	9.12	32.87

802.11ax HEW20_Nss1,(MCS0)_2TX

5260MHz_TX

23/10/2020

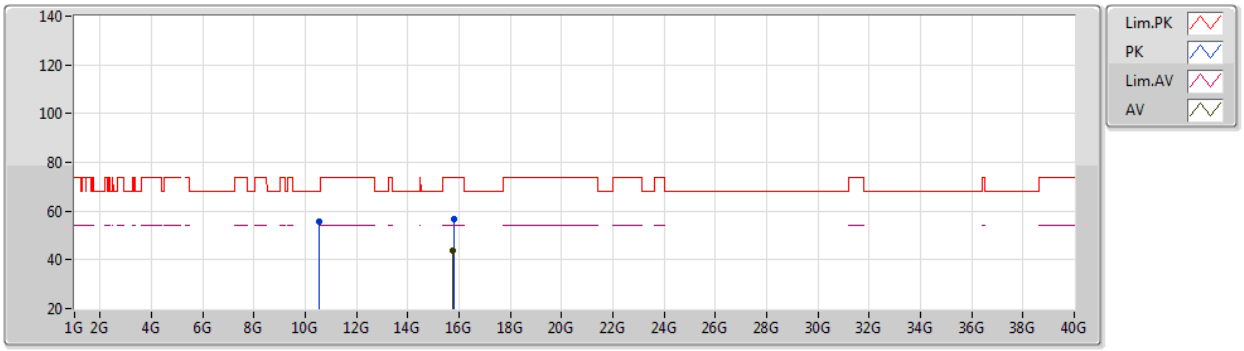

EUT Z_2TX
Setting 108
02-E-N-2

Type	Freq	Level	Limit	Margin	Raw	Dist	Condition	Azimuth	Height	Comment	AF	CL	PA
	(Hz)	(dBuV/m)	(dBuV/m)	(dB)	(dBuV)	(m)		(°)	(m)		(dB)	(dB)	(dB)
PK	10.51644G	55.71	68.20	-12.49	42.26	3	Horizontal	68	1.92	-	38.79	7.28	32.62
PK	15.78088G	56.77	74.00	-17.23	42.48	3	Horizontal	103	1.42	-	38.04	9.12	32.87
AV	15.77256G	43.86	54.00	-10.14	29.55	3	Horizontal	103	1.42	-	38.06	9.12	32.87

802.11ax HEW20_Nss1,(MCS0)_2TX

5300MHz_TX

23/10/2020

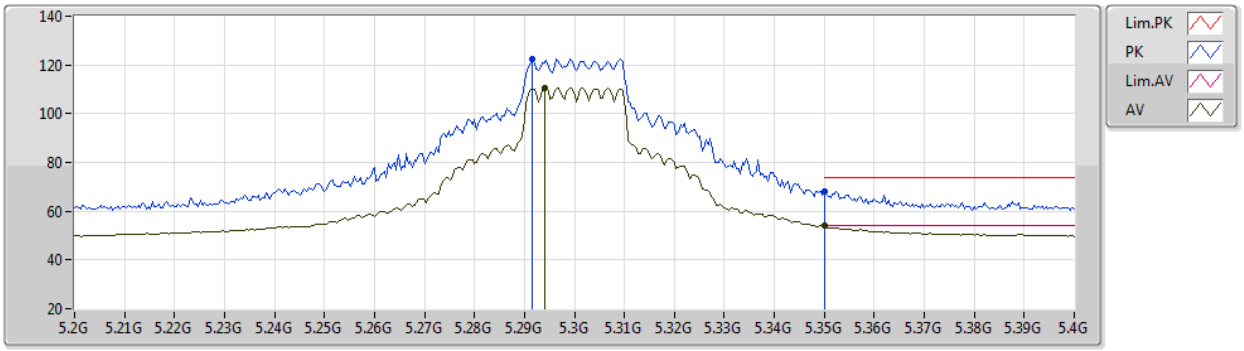

EUT Z_2TX
Setting 101
02-E-N-2-10

Type	Freq	Level	Limit	Margin	Raw	Dist	Condition	Azimuth	Height	Comment	AF	CL	PA
	(Hz)	(dBuV/m)	(dBuV/m)	(dB)	(dBuV)	(m)		(°)	(m)		(dB)	(dB)	(dB)
PK	5.2916G	122.61	Inf	-Inf	115.51	3	Vertical	0	1.00	-	33.68	5.05	31.63
AV	5.294G	110.45	Inf	-Inf	103.33	3	Vertical	0	1.00	-	33.69	5.05	31.62
PK	5.35G	68.14	74.00	-5.86	60.95	3	Vertical	0	1.00	-	33.75	5.03	31.59
AV	5.35G	53.88	54.00	-0.12	46.69	3	Vertical	0	1.00	-	33.75	5.03	31.59

802.11ax HEW20_Nss1,(MCS0)_2TX

5300MHz_TX

23/10/2020

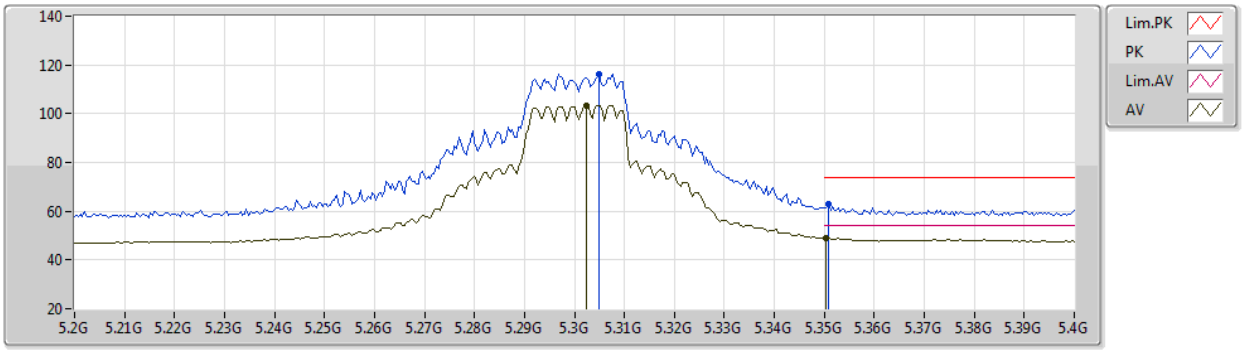

EUT Z_2TX
Setting 101
02-E-N-2-10

Type	Freq	Level	Limit	Margin	Raw	Dist	Condition	Azimuth	Height	Comment	AF	CL	PA
	(Hz)	(dBuV/m)	(dBuV/m)	(dB)	(dBuV)	(m)		(°)	(m)		(dB)	(dB)	(dB)
PK	5.3048G	116.37	Inf	-Inf	109.24	3	Horizontal	121	1.10	-	33.70	5.05	31.62
AV	5.3024G	103.52	Inf	-Inf	96.39	3	Horizontal	121	1.10	-	33.70	5.05	31.62
PK	5.3508G	62.78	74.00	-11.22	55.59	3	Horizontal	121	1.10	-	33.75	5.02	31.58
AV	5.3504G	48.98	54.00	-5.02	41.79	3	Horizontal	121	1.10	-	33.75	5.02	31.58

802.11ax HEW20_Nss1,(MCS0)_2TX

5300MHz_TX

23/10/2020

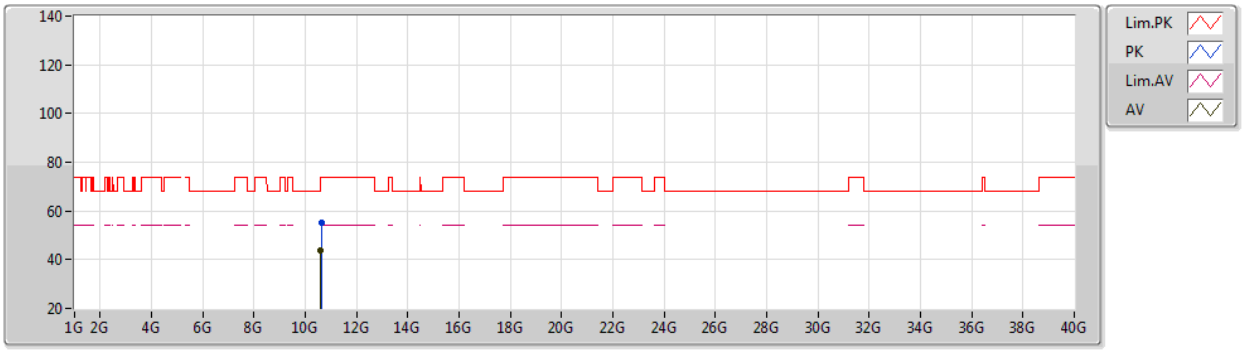

EUT Z_2TX
Setting 101
02-E-N-2

Type	Freq	Level	Limit	Margin	Raw	Dist	Condition	Azimuth	Height	Comment	AF	CL	PA
	(Hz)	(dBuV/m)	(dBuV/m)	(dB)	(dBuV)	(m)		(°)	(m)		(dB)	(dB)	(dB)
PK	10.61872G	55.37	74.00	-18.63	41.97	3	Vertical	22	1.00	-	38.73	7.32	32.65
AV	10.60044G	43.60	54.00	-10.40	30.20	3	Vertical	22	1.00	-	38.74	7.31	32.65

802.11ax HEW20_Nss1,(MCS0)_2TX

5300MHz_TX

23/10/2020

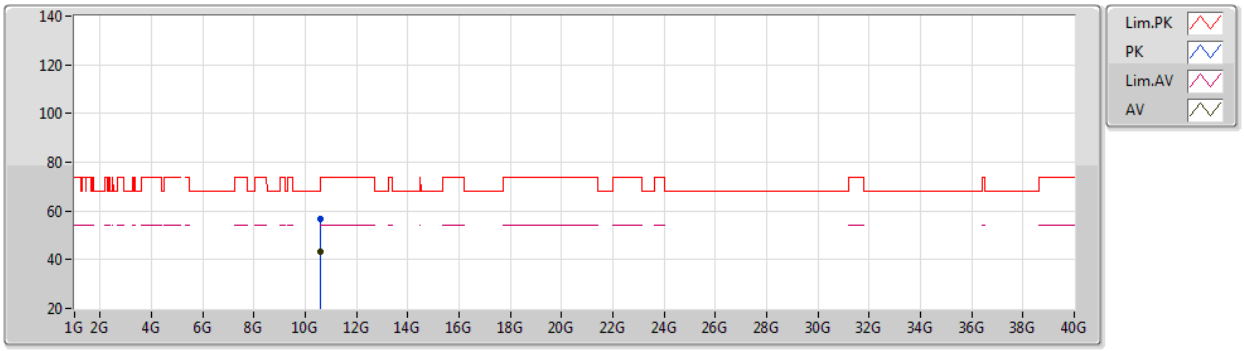

EUT Z_2TX
Setting 101
02-E-N-2

Type	Freq	Level	Limit	Margin	Raw	Dist	Condition	Azimuth	Height	Comment	AF	CL	PA
	(Hz)	(dBuV/m)	(dBuV/m)	(dB)	(dBuV)	(m)		(°)	(m)		(dB)	(dB)	(dB)
PK	10.60808G	56.53	74.00	-17.47	43.13	3	Horizontal	60	1.99	-	38.74	7.31	32.65
AV	10.60032G	43.14	54.00	-10.86	29.74	3	Horizontal	60	1.99	-	38.74	7.31	32.65

802.11ax HEW20_Nss1,(MCS0)_2TX

5320MHz_TX

23/10/2020

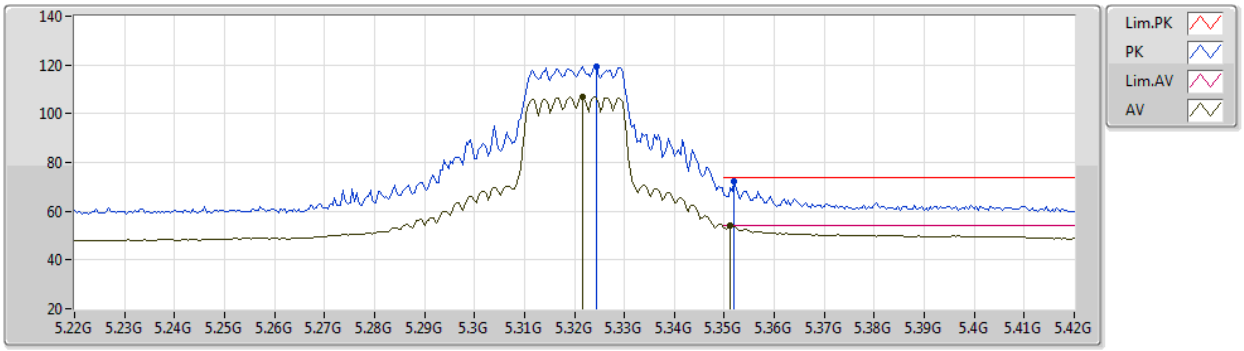

EUT Z_2TX
Setting 89
02-E-N-2-10

Type	Freq	Level	Limit	Margin	Raw	Dist	Condition	Azimuth	Height	Comment	AF	CL	PA
	(Hz)	(dBuV/m)	(dBuV/m)	(dB)	(dBuV)	(m)		(°)	(m)		(dB)	(dB)	(dB)
PK	5.3244G	119.50	Inf	-Inf	112.34	3	Vertical	142	1.03	-	33.72	5.04	31.60
AV	5.3216G	106.93	Inf	-Inf	99.77	3	Vertical	142	1.03	-	33.72	5.04	31.60
PK	5.352G	72.48	74.00	-1.52	65.29	3	Vertical	142	1.03	-	33.75	5.02	31.58
AV	5.3512G	53.93	54.00	-0.07	46.74	3	Vertical	142	1.03	-	33.75	5.02	31.58

802.11ax HEW20_Nss1,(MCS0)_2TX

5320MHz_TX

23/10/2020

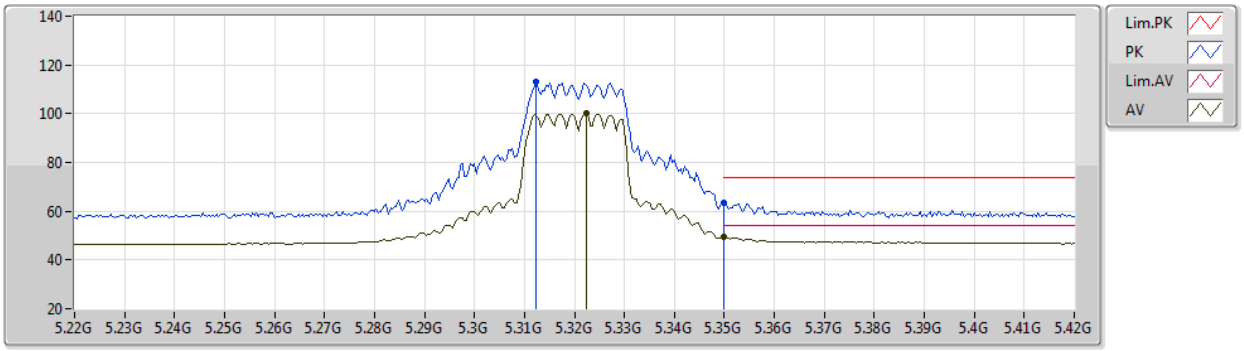

EUT Z_2TX
Setting 89
02-E-N-2-10

Type	Freq	Level	Limit	Margin	Raw	Dist	Condition	Azimuth	Height	Comment	AF	CL	PA
	(Hz)	(dBuV/m)	(dBuV/m)	(dB)	(dBuV)	(m)		(°)	(m)		(dB)	(dB)	(dB)
PK	5.3124G	113.06	Inf	-Inf	105.92	3	Horizontal	120	1.06	-	33.71	5.04	31.61
AV	5.3224G	99.93	Inf	-Inf	92.77	3	Horizontal	120	1.06	-	33.72	5.04	31.60
PK	5.35G	63.45	74.00	-10.55	56.26	3	Horizontal	120	1.06	-	33.75	5.03	31.59
AV	5.35G	49.66	54.00	-4.34	42.47	3	Horizontal	120	1.06	-	33.75	5.03	31.59

802.11ax HEW20_Nss1,(MCS0)_2TX

5320MHz_TX

23/10/2020

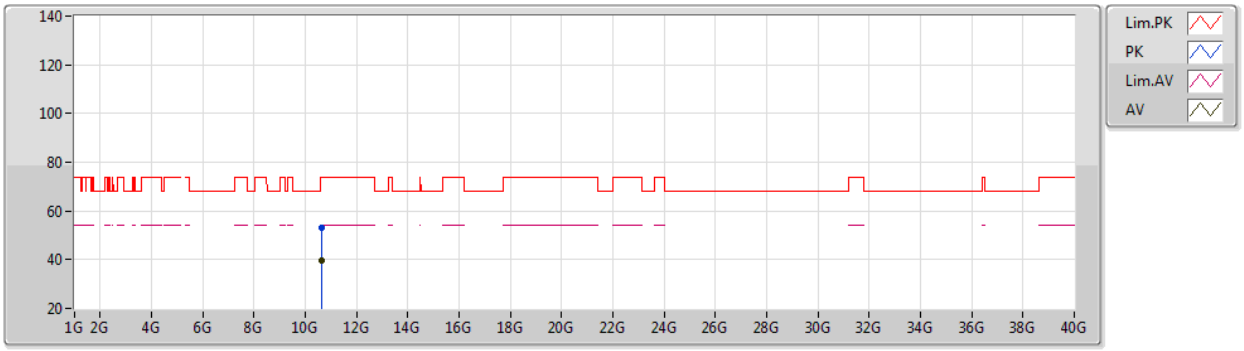

EUT Z_2TX
Setting 89
02-E-N-2

Type	Freq	Level	Limit	Margin	Raw	Dist	Condition	Azimuth	Height	Comment	AF	CL	PA
	(Hz)	(dBuV/m)	(dBuV/m)	(dB)	(dBuV)	(m)		(°)	(m)		(dB)	(dB)	(dB)
PK	10.63784G	52.97	74.00	-21.03	39.59	3	Vertical	0	2.97	-	38.72	7.32	32.66
AV	10.64028G	39.68	54.00	-14.32	26.30	3	Vertical	0	2.97	-	38.72	7.32	32.66

802.11ax HEW20_Nss1,(MCS0)_2TX

5320MHz_TX

23/10/2020

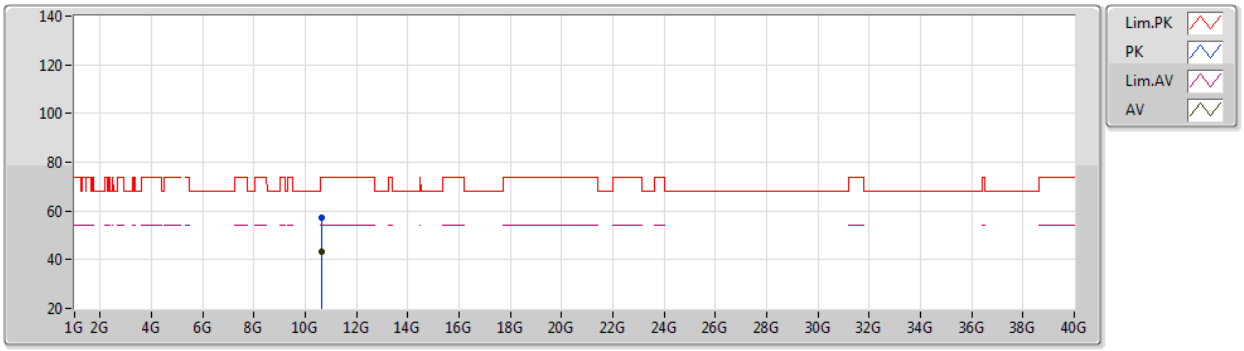

EUT Z_2TX
Setting 89
02-E-N-2

Type	Freq	Level	Limit	Margin	Raw	Dist	Condition	Azimuth	Height	Comment	AF	CL	PA
	(Hz)	(dBuV/m)	(dBuV/m)	(dB)	(dBuV)	(m)		(°)	(m)		(dB)	(dB)	(dB)
PK	10.63924G	57.25	74.00	-16.75	43.87	3	Horizontal	66	1.97	-	38.72	7.32	32.66
AV	10.639G	43.03	54.00	-10.97	29.65	3	Horizontal	66	1.97	-	38.72	7.32	32.66

802.11ax HEW20_Nss1,(MCS0)_2TX

5500MHz_TX

23/10/2020

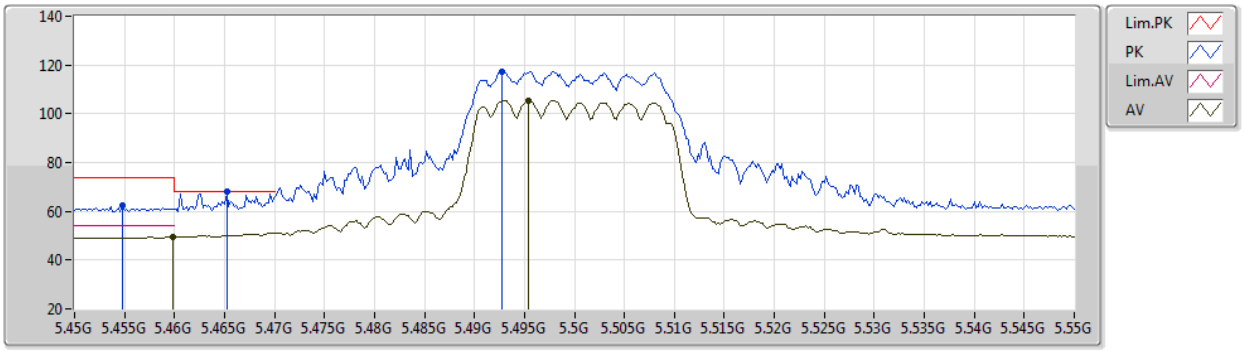

EUT Z_2TX
Setting 79
02-E-N-2-10

Type	Freq	Level	Limit	Margin	Raw	Dist	Condition	Azimuth	Height	Comment	AF	CL	PA
	(Hz)	(dBuV/m)	(dBuV/m)	(dB)	(dBuV)	(m)		(°)	(m)		(dB)	(dB)	(dB)
PK	5.4548G	62.46	74.00	-11.54	55.07	3	Vertical	84	1.02	-	33.85	5.05	31.51
AV	5.4598G	49.49	54.00	-4.51	42.07	3	Vertical	84	1.02	-	33.86	5.06	31.50
PK	5.4652G	67.99	68.20	-0.21	60.55	3	Vertical	84	1.02	-	33.87	5.07	31.50
PK	5.4928G	117.38	Inf	-Inf	109.88	3	Vertical	84	1.02	-	33.89	5.09	31.48
AV	5.4954G	105.33	Inf	-Inf	97.80	3	Vertical	84	1.02	-	33.90	5.10	31.47

802.11ax HEW20_Nss1,(MCS0)_2TX

5500MHz_TX

23/10/2020

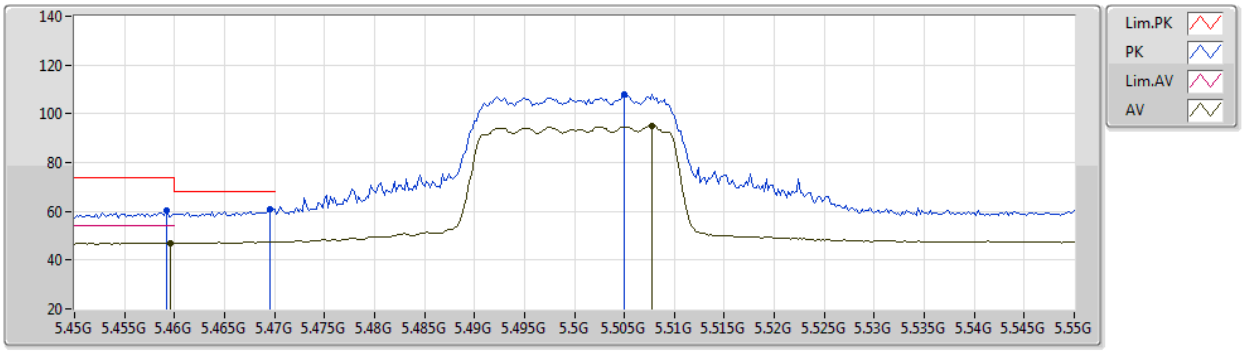

EUT Z_2TX
Setting 79
02-E-N-2-10

Type	Freq	Level	Limit	Margin	Raw	Dist	Condition	Azimuth	Height	Comment	AF	CL	PA
	(Hz)	(dBuV/m)	(dBuV/m)	(dB)	(dBuV)	(m)		(°)	(m)		(dB)	(dB)	(dB)
PK	5.4592G	60.15	74.00	-13.85	52.73	3	Horizontal	96	1.81	-	33.86	5.06	31.50
AV	5.4596G	47.02	54.00	-6.98	39.60	3	Horizontal	96	1.81	-	33.86	5.06	31.50
PK	5.4696G	60.92	68.20	-7.28	53.47	3	Horizontal	96	1.81	-	33.87	5.07	31.49
PK	5.505G	108.16	Inf	-Inf	100.63	3	Horizontal	96	1.81	-	33.90	5.10	31.47
AV	5.5078G	95.10	Inf	-Inf	87.56	3	Horizontal	96	1.81	-	33.90	5.11	31.47

802.11ax HEW20_Nss1,(MCS0)_2TX

5500MHz_TX

23/10/2020

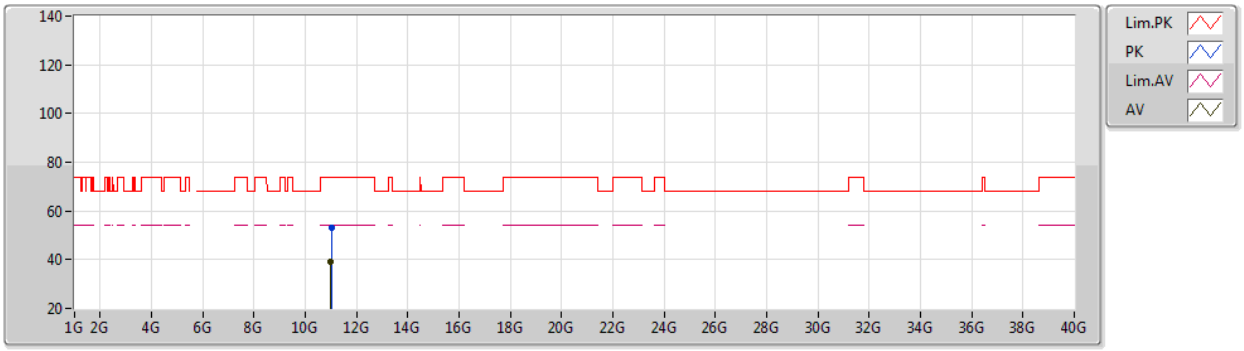

EUT Z_2TX
Setting 79
02-E-N-2

Type	Freq	Level	Limit	Margin	Raw	Dist	Condition	Azimuth	Height	Comment	AF	CL	PA
	(Hz)	(dBuV/m)	(dBuV/m)	(dB)	(dBuV)	(m)		(°)	(m)		(dB)	(dB)	(dB)
PK	11.00844G	52.90	74.00	-21.10	39.70	3	Vertical	234	2.63	-	38.51	7.45	32.76
AV	10.99876G	39.34	54.00	-14.66	26.15	3	Vertical	234	2.63	-	38.50	7.45	32.76

802.11ax HEW20_Nss1,(MCS0)_2TX

5500MHz_TX

23/10/2020

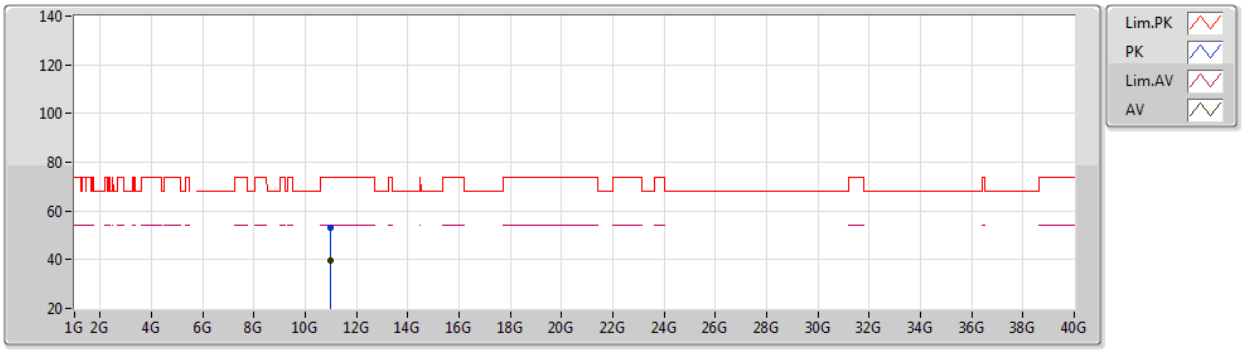

EUT Z_2TX
Setting 79
02-E-N-2

Type	Freq	Level	Limit	Margin	Raw	Dist	Condition	Azimuth	Height	Comment	AF	CL	PA
	(Hz)	(dBuV/m)	(dBuV/m)	(dB)	(dBuV)	(m)		(°)	(m)		(dB)	(dB)	(dB)
PK	11.00404G	52.98	74.00	-21.02	39.79	3	Horizontal	303	1.29	-	38.50	7.45	32.76
AV	11.00148G	39.75	54.00	-14.25	26.56	3	Horizontal	303	1.29	-	38.50	7.45	32.76

802.11ax HEW20_Nss1,(MCS0)_2TX

5580MHz_TX

23/10/2020

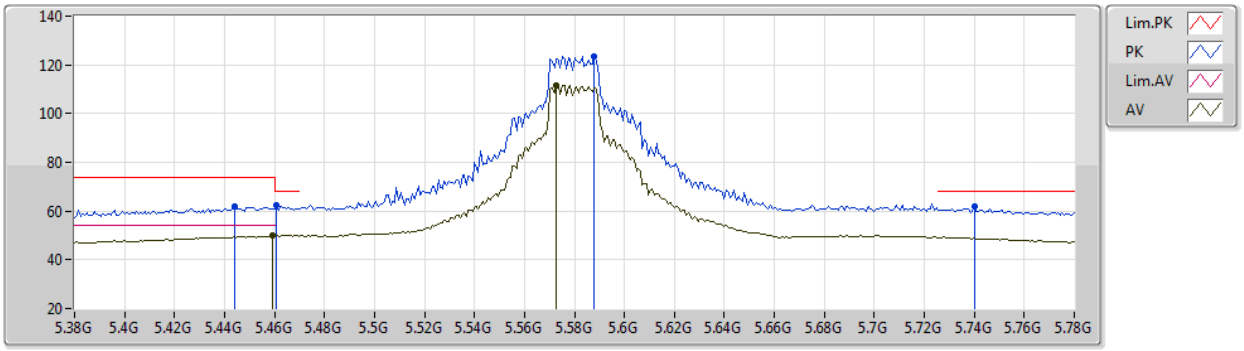

EUT Z_2TX
Setting 108
02-E-N-2-10

Type	Freq	Level	Limit	Margin	Raw	Dist	Condition	Azimuth	Height	Comment	AF	CL	PA
	(Hz)	(dBuV/m)	(dBuV/m)	(dB)	(dBuV)	(m)		(°)	(m)		(dB)	(dB)	(dB)
PK	5.444G	61.90	74.00	-12.10	54.53	3	Vertical	92	2.96	-	33.84	5.04	31.51
PK	5.4608G	62.66	68.20	-5.54	55.24	3	Vertical	92	2.96	-	33.86	5.06	31.50
AV	5.4592G	49.77	54.00	-4.23	42.35	3	Vertical	92	2.96	-	33.86	5.06	31.50
PK	5.588G	123.42	Inf	-Inf	115.80	3	Vertical	92	2.96	-	33.90	5.19	31.47
AV	5.5728G	111.71	Inf	-Inf	104.11	3	Vertical	92	2.96	-	33.90	5.17	31.47
PK	5.74G	61.71	68.20	-6.49	54.31	3	Vertical	92	2.96	-	33.80	5.06	31.46

802.11ax HEW20_Nss1,(MCS0)_2TX

5580MHz_TX

23/10/2020

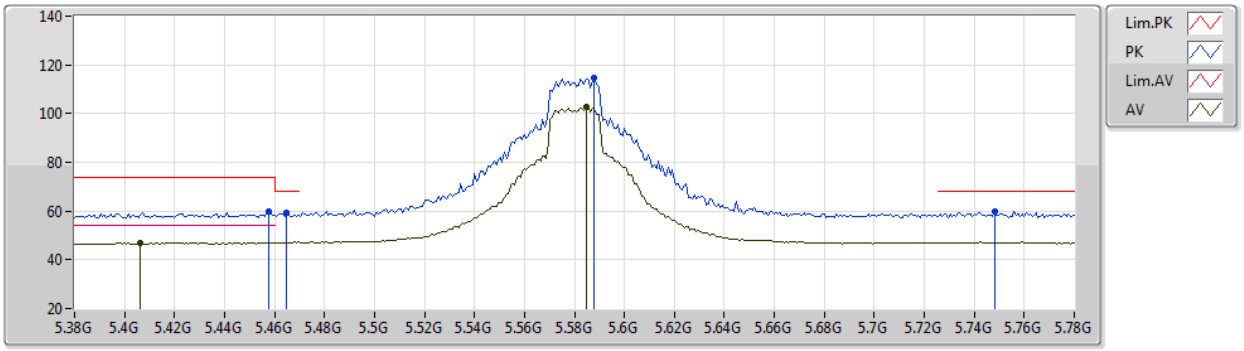

EUT Z_2TX
Setting 108
02-E-N-2-10

Type	Freq	Level	Limit	Margin	Raw	Dist	Condition	Azimuth	Height	Comment	AF	CL	PA
	(Hz)	(dBuV/m)	(dBuV/m)	(dB)	(dBuV)	(m)		(°)	(m)		(dB)	(dB)	(dB)
PK	5.4576G	60.06	74.00	-13.94	52.64	3	Horizontal	96	1.80	-	33.86	5.06	31.50
AV	5.4064G	46.99	54.00	-7.01	39.71	3	Horizontal	96	1.80	-	33.81	5.01	31.54
PK	5.4648G	59.16	68.20	-9.04	51.74	3	Horizontal	96	1.80	-	33.86	5.06	31.50
PK	5.588G	114.41	Inf	-Inf	106.79	3	Horizontal	96	1.80	-	33.90	5.19	31.47
AV	5.5848G	102.51	Inf	-Inf	94.90	3	Horizontal	96	1.80	-	33.90	5.18	31.47
PK	5.748G	59.96	68.20	-8.24	52.57	3	Horizontal	96	1.80	-	33.80	5.05	31.46

802.11ax HEW20_Nss1,(MCS0)_2TX

5580MHz_TX

23/10/2020

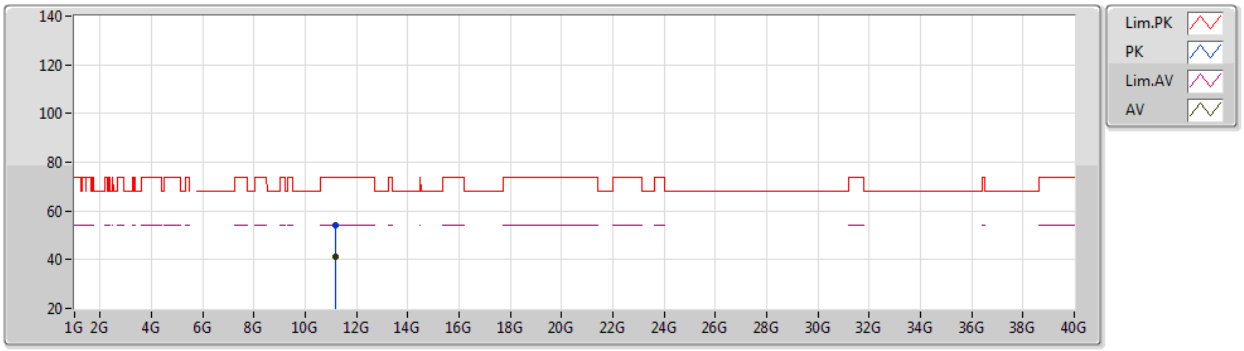

EUT Z_2TX
Setting 108
02-E-N-2

Type	Freq	Level	Limit	Margin	Raw	Dist	Condition	Azimuth	Height	Comment	AF	CL	PA
	(Hz)	(dBuV/m)	(dBuV/m)	(dB)	(dBuV)	(m)		(°)	(m)		(dB)	(dB)	(dB)
PK	11.1618G	54.37	74.00	-19.63	41.02	3	Vertical	200	1.12	-	38.63	7.51	32.79
AV	11.16216G	41.26	54.00	-12.74	27.91	3	Vertical	200	1.12	-	38.63	7.51	32.79

802.11ax HEW20_Nss1,(MCS0)_2TX

5580MHz_TX

23/10/2020

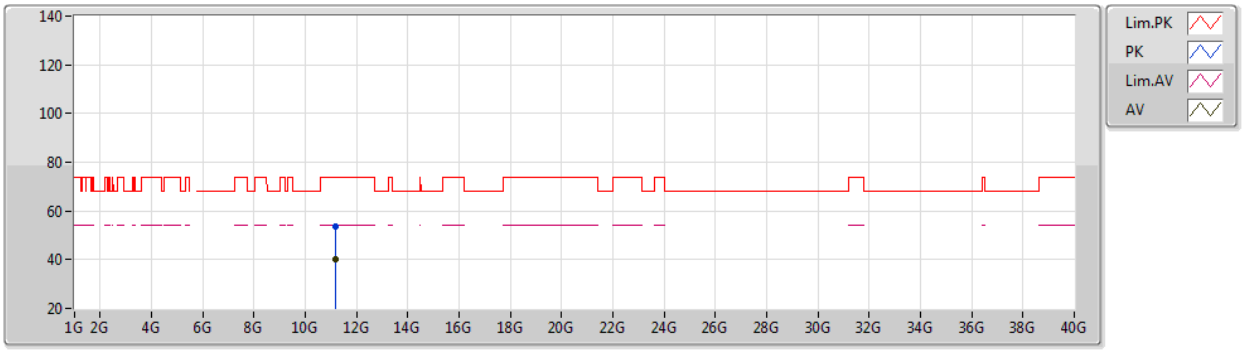

EUT Z_2TX
Setting 108
02-E-N-2

Type	Freq	Level	Limit	Margin	Raw	Dist	Condition	Azimuth	Height	Comment	AF	CL	PA
	(Hz)	(dBuV/m)	(dBuV/m)	(dB)	(dBuV)	(m)		(°)	(m)		(dB)	(dB)	(dB)
PK	11.16144G	53.59	74.00	-20.41	40.24	3	Horizontal	71	2.97	-	38.63	7.51	32.79
AV	11.16164G	40.00	54.00	-14.00	26.65	3	Horizontal	71	2.97	-	38.63	7.51	32.79

802.11ax HEW20_Nss1,(MCS0)_2TX

5700MHz_TX

23/10/2020

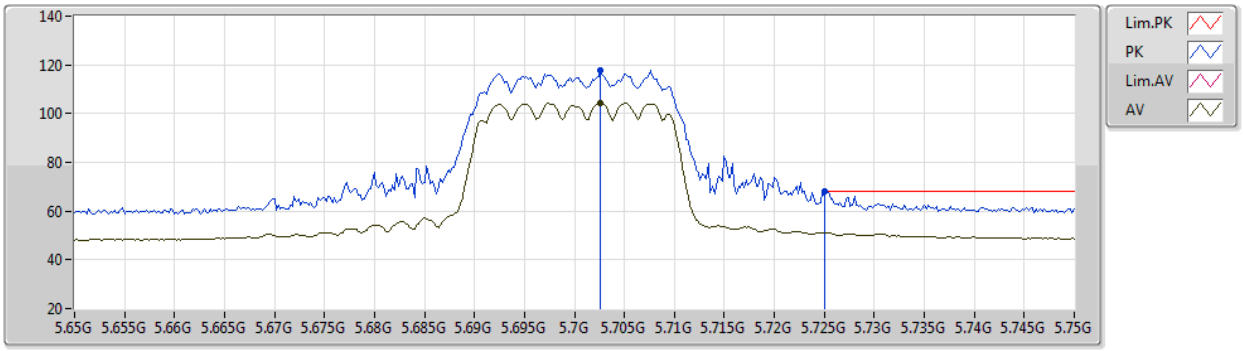

EUT Z_2TX
Setting 74
02-E-N-2-10

Type	Freq	Level	Limit	Margin	Raw	Dist	Condition	Azimuth	Height	Comment	AF	CL	PA
	(Hz)	(dBuV/m)	(dBuV/m)	(dB)	(dBuV)	(m)		(°)	(m)		(dB)	(dB)	(dB)
PK	5.7026G	117.58	Inf	-Inf	110.14	3	Vertical	102	2.72	-	33.80	5.10	31.46
AV	5.7026G	104.24	Inf	-Inf	96.80	3	Vertical	102	2.72	-	33.80	5.10	31.46
PK	5.725G	68.10	68.20	-0.10	60.68	3	Vertical	102	2.72	-	33.80	5.08	31.46

802.11ax HEW20_Nss1,(MCS0)_2TX

5700MHz_TX

23/10/2020

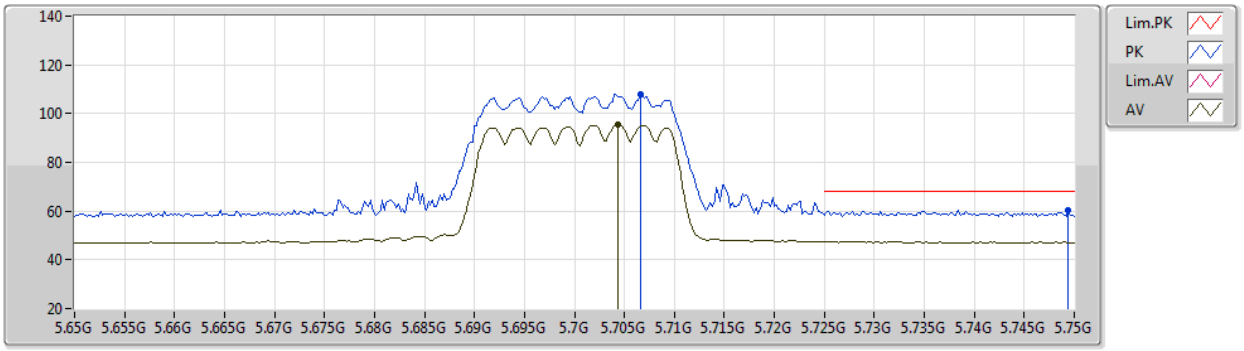

EUT Z_2TX
Setting 74
02-E-N-2-10

Type	Freq	Level	Limit	Margin	Raw	Dist	Condition	Azimuth	Height	Comment	AF	CL	PA
	(Hz)	(dBuV/m)	(dBuV/m)	(dB)	(dBuV)	(m)		(°)	(m)		(dB)	(dB)	(dB)
PK	5.7066G	107.92	Inf	-Inf	100.49	3	Horizontal	309	2.35	-	33.80	5.09	31.46
AV	5.7044G	95.35	Inf	-Inf	87.91	3	Horizontal	309	2.35	-	33.80	5.10	31.46
PK	5.7494G	60.27	68.20	-7.93	52.88	3	Horizontal	309	2.35	-	33.80	5.05	31.46

802.11ax HEW20_Nss1,(MCS0)_2TX

5700MHz_TX

23/10/2020

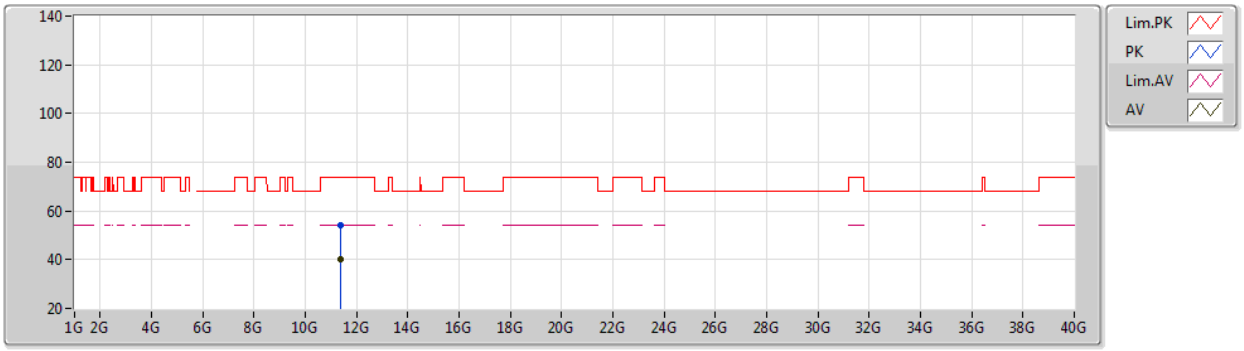

EUT Z_2TX
Setting 74
02-E-N-2

Type	Freq	Level	Limit	Margin	Raw	Dist	Condition	Azimuth	Height	Comment	AF	CL	PA
	(Hz)	(dBuV/m)	(dBuV/m)	(dB)	(dBuV)	(m)		(°)	(m)		(dB)	(dB)	(dB)
PK	11.39472G	53.90	74.00	-20.10	40.32	3	Vertical	246	1.84	-	38.82	7.59	32.83
AV	11.39904G	40.00	54.00	-14.00	26.42	3	Vertical	246	1.84	-	38.82	7.59	32.83

802.11ax HEW20_Nss1,(MCS0)_2TX

5700MHz_TX

23/10/2020

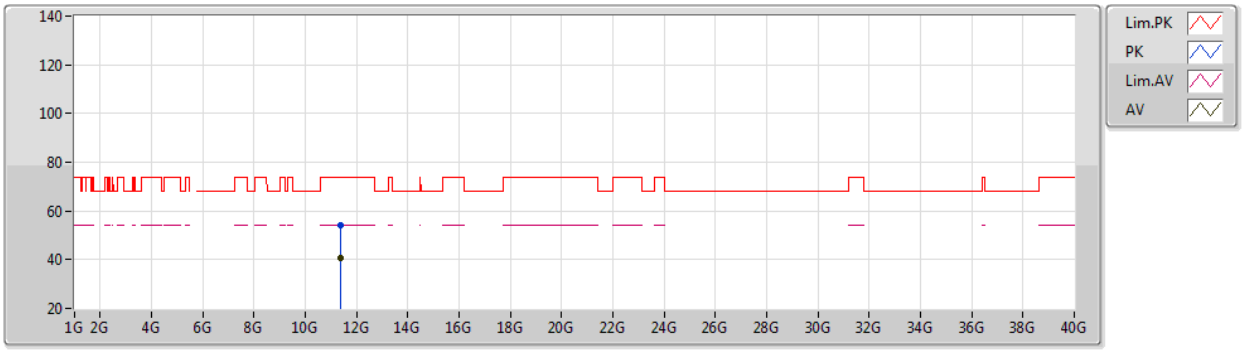

EUT Z_2TX
Setting 74
02-E-N-2

Type	Freq	Level	Limit	Margin	Raw	Dist	Condition	Azimuth	Height	Comment	AF	CL	PA
	(Hz)	(dBuV/m)	(dBuV/m)	(dB)	(dBuV)	(m)		(°)	(m)		(dB)	(dB)	(dB)
PK	11.39772G	54.04	74.00	-19.96	40.46	3	Horizontal	79	1.91	-	38.82	7.59	32.83
AV	11.39768G	40.55	54.00	-13.45	26.97	3	Horizontal	79	1.91	-	38.82	7.59	32.83

802.11ax HEW20_Nss1,(MCS0)_2TX

5720MHz Straddle 5.47-5.725GHz_TX

23/10/2020

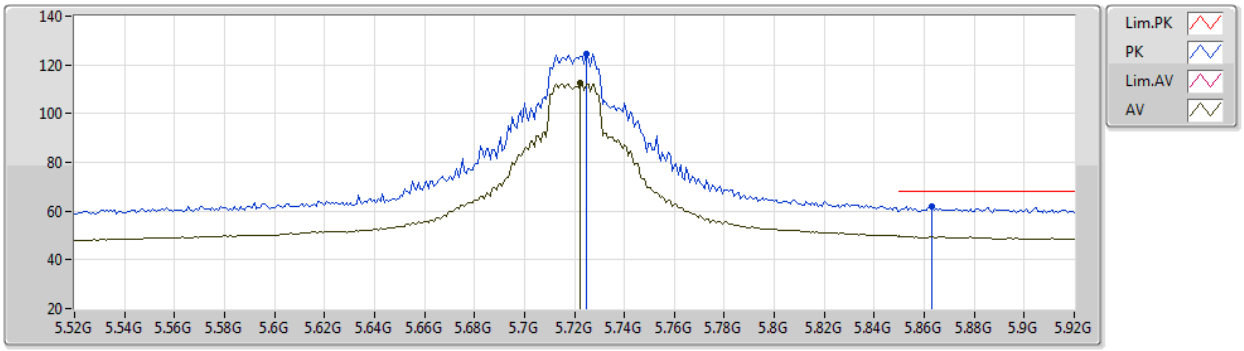

EUT Z_2TX
Setting 108
02-E-N-2-10

Type	Freq	Level	Limit	Margin	Raw	Dist	Condition	Azimuth	Height	Comment	AF	CL	PA
	(Hz)	(dBuV/m)	(dBuV/m)	(dB)	(dBuV)	(m)		(°)	(m)		(dB)	(dB)	(dB)
PK	5.7248G	124.58	Inf	-Inf	117.16	3	Vertical	91	1.13	-	33.80	5.08	31.46
AV	5.7224G	112.83	Inf	-Inf	105.41	3	Vertical	91	1.13	-	33.80	5.08	31.46
PK	5.8632G	61.89	68.20	-6.31	54.16	3	Vertical	91	1.13	-	33.99	5.19	31.45

802.11ax HEW20_Nss1,(MCS0)_2TX

5720MHz Straddle 5.47-5.725GHz_TX

23/10/2020

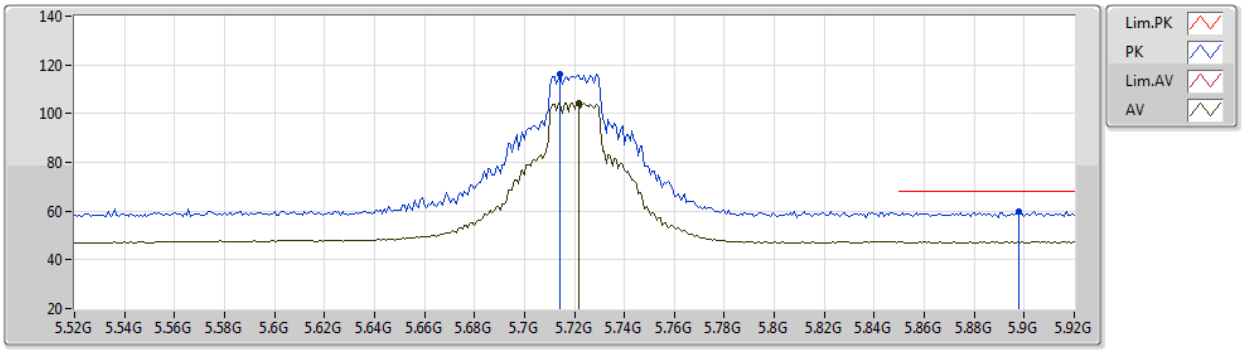

EUT Z_2TX
Setting 108
02-E-N-2-10

Type	Freq	Level	Limit	Margin	Raw	Dist	Condition	Azimuth	Height	Comment	AF	CL	PA
	(Hz)	(dBuV/m)	(dBuV/m)	(dB)	(dBuV)	(m)		(°)	(m)		(dB)	(dB)	(dB)
PK	5.7144G	116.33	Inf	-Inf	108.90	3	Horizontal	297	2.67	-	33.80	5.09	31.46
AV	5.7216G	104.44	Inf	-Inf	97.02	3	Horizontal	297	2.67	-	33.80	5.08	31.46
PK	5.8976G	59.95	68.20	-8.25	52.02	3	Horizontal	297	2.67	-	34.09	5.29	31.45

802.11ax HEW20_Nss1,(MCS0)_2TX

5720MHz Straddle 5.47-5.725GHz_TX

23/10/2020

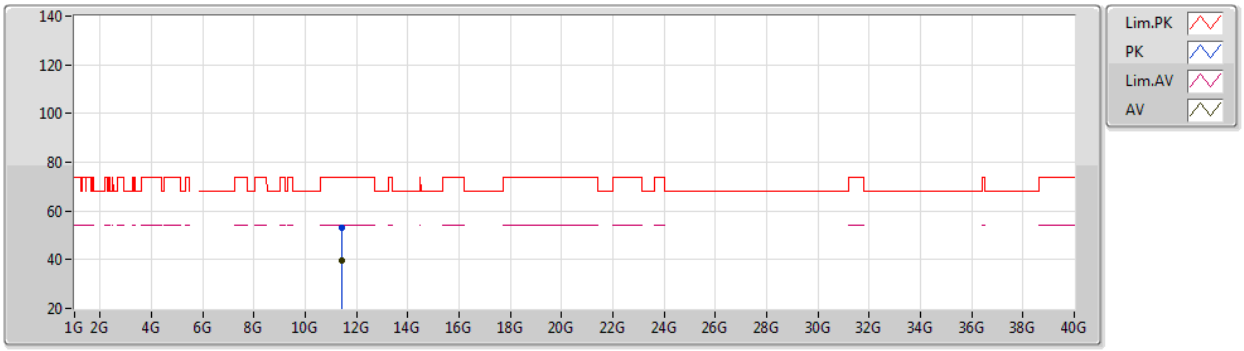

EUT Z_2TX
Setting 108
02-E-N-2

Type	Freq	Level	Limit	Margin	Raw	Dist	Condition	Azimuth	Height	Comment	AF	CL	PA
	(Hz)	(dBuV/m)	(dBuV/m)	(dB)	(dBuV)	(m)		(°)	(m)		(dB)	(dB)	(dB)
PK	11.4324G	53.16	74.00	-20.84	39.55	3	Vertical	329	1.08	-	38.85	7.60	32.84
AV	11.444G	39.68	54.00	-14.32	26.05	3	Vertical	329	1.08	-	38.86	7.61	32.84

802.11ax HEW20_Nss1,(MCS0)_2TX

5720MHz Straddle 5.47-5.725GHz_TX

23/10/2020

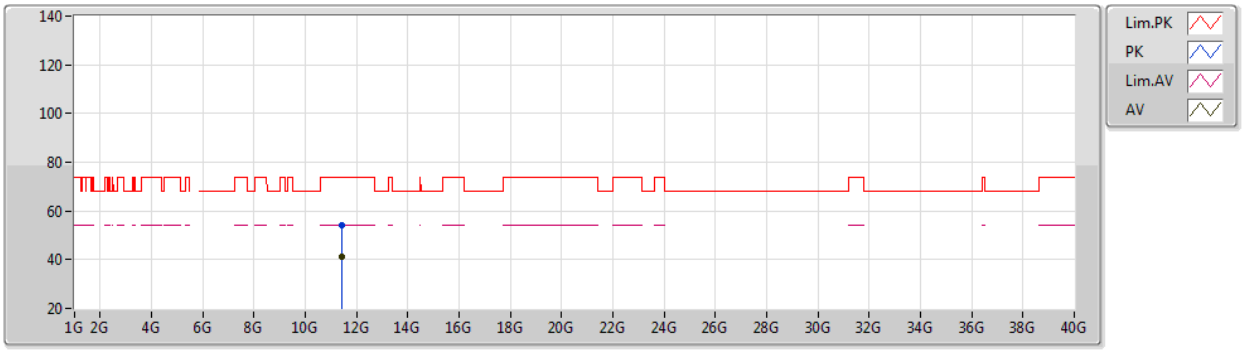

EUT Z_2TX
Setting 108
02-E-N-2

Type	Freq	Level	Limit	Margin	Raw	Dist	Condition	Azimuth	Height	Comment	AF	CL	PA
	(Hz)	(dBuV/m)	(dBuV/m)	(dB)	(dBuV)	(m)		(°)	(m)		(dB)	(dB)	(dB)
PK	11.43928G	54.22	74.00	-19.78	40.61	3	Horizontal	67	1.92	-	38.85	7.60	32.84
AV	11.44152G	41.13	54.00	-12.87	27.52	3	Horizontal	67	1.92	-	38.85	7.60	32.84

802.11ax HEW20_Nss1,(MCS0)_2TX

5745MHz_TX

23/10/2020

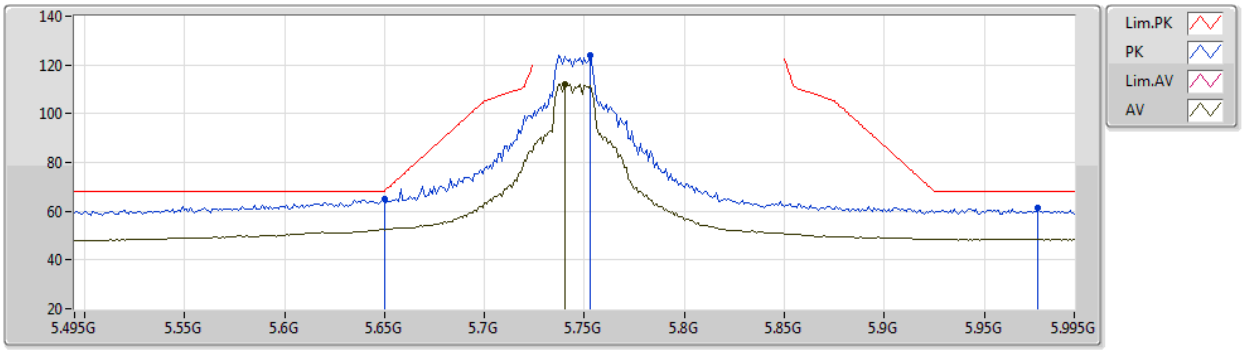

EUT Z_2TX
Setting 108
02-E-N-2-10

Type	Freq	Level	Limit	Margin	Raw	Dist	Condition	Azimuth	Height	Comment	AF	CL	PA
	(Hz)	(dBuV/m)	(dBuV/m)	(dB)	(dBuV)	(m)		(°)	(m)		(dB)	(dB)	(dB)
PK	5.65G	64.76	68.20	-3.44	57.22	3	Vertical	87	1.03	-	33.85	5.15	31.46
PK	5.753G	123.92	Inf	-Inf	116.53	3	Vertical	87	1.03	-	33.80	5.05	31.46
AV	5.74G	112.20	Inf	-Inf	104.80	3	Vertical	87	1.03	-	33.80	5.06	31.46
PK	5.977G	61.40	68.20	-6.80	53.14	3	Vertical	87	1.03	-	34.18	5.53	31.45

802.11ax HEW20_Nss1,(MCS0)_2TX

5745MHz_TX

23/10/2020

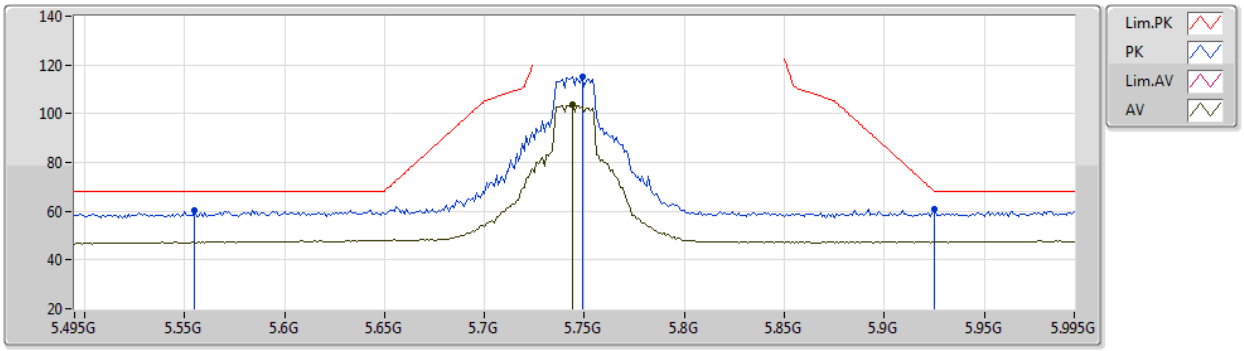

EUT Z_2TX
Setting 108
02-E-N-2-10

Type	Freq	Level	Limit	Margin	Raw	Dist	Condition	Azimuth	Height	Comment	AF	CL	PA
	(Hz)	(dBuV/m)	(dBuV/m)	(dB)	(dBuV)	(m)		(°)	(m)		(dB)	(dB)	(dB)
PK	5.555G	60.35	68.20	-7.85	52.76	3	Horizontal	297	2.64	-	33.90	5.16	31.47
PK	5.749G	115.23	Inf	-Inf	107.84	3	Horizontal	297	2.64	-	33.80	5.05	31.46
AV	5.744G	103.57	Inf	-Inf	96.17	3	Horizontal	297	2.64	-	33.80	5.06	31.46
PK	5.925G	60.81	68.20	-7.39	52.75	3	Horizontal	297	2.64	-	34.13	5.38	31.45

802.11ax HEW20_Nss1,(MCS0)_2TX

5745MHz_TX

23/10/2020

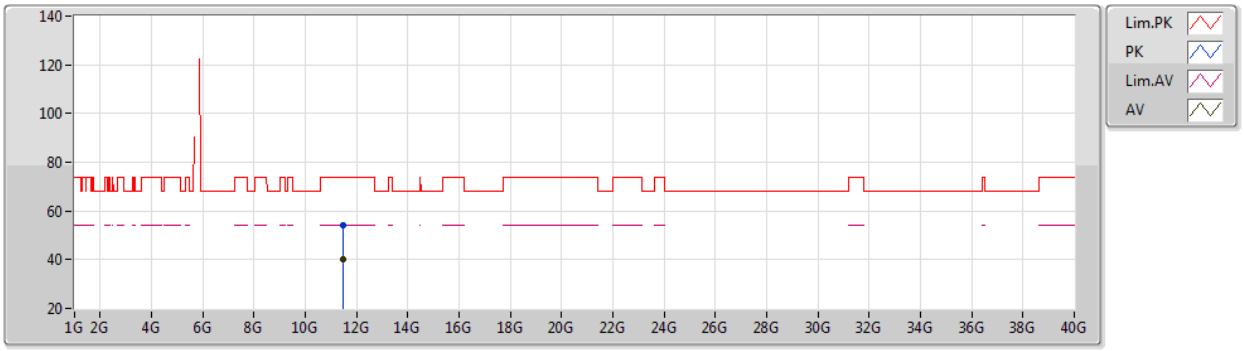

EUT Z_2TX
Setting 108
02-E-N-2

Type	Freq	Level	Limit	Margin	Raw	Dist	Condition	Azimuth	Height	Comment	AF	CL	PA
	(Hz)	(dBuV/m)	(dBuV/m)	(dB)	(dBuV)	(m)		(°)	(m)		(dB)	(dB)	(dB)
PK	11.49604G	54.03	74.00	-19.97	40.36	3	Vertical	53	2.40	-	38.90	7.62	32.85
AV	11.49084G	40.31	54.00	-13.69	26.65	3	Vertical	53	2.40	-	38.89	7.62	32.85

802.11ax HEW20_Nss1,(MCS0)_2TX

5745MHz_TX

23/10/2020

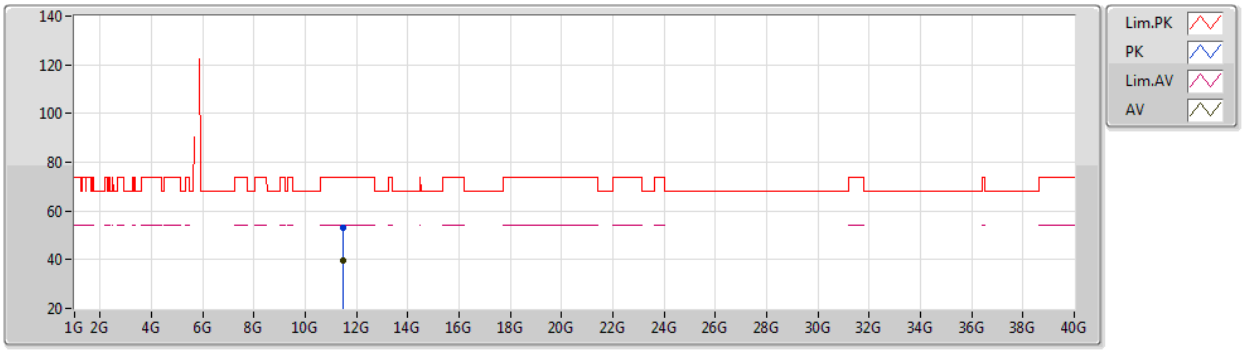

EUT Z_2TX
Setting 108
02-E-N-2

Type	Freq	Level	Limit	Margin	Raw	Dist	Condition	Azimuth	Height	Comment	AF	CL	PA
	(Hz)	(dBuV/m)	(dBuV/m)	(dB)	(dBuV)	(m)		(°)	(m)		(dB)	(dB)	(dB)
PK	11.49144G	52.85	74.00	-21.15	39.19	3	Horizontal	132	1.25	-	38.89	7.62	32.85
AV	11.48468G	39.86	54.00	-14.14	26.20	3	Horizontal	132	1.25	-	38.89	7.62	32.85

802.11ax HEW20_Nss1,(MCS0)_2TX

5785MHz_TX

23/10/2020

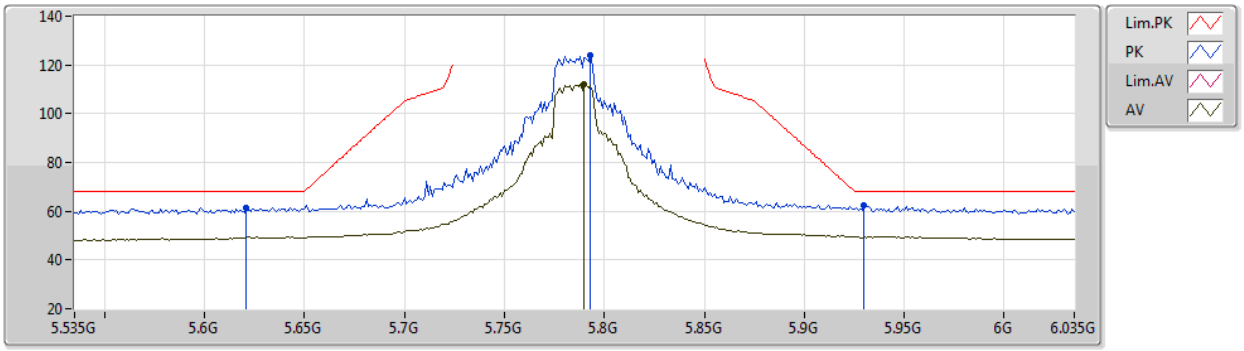

EUT Z_2TX
Setting 108
02-E-N-2-10

Type	Freq	Level	Limit	Margin	Raw	Dist	Condition	Azimuth	Height	Comment	AF	CL	PA
	(Hz)	(dBuV/m)	(dBuV/m)	(dB)	(dBuV)	(m)		(°)	(m)		(dB)	(dB)	(dB)
PK	5.621G	61.48	68.20	-6.72	53.89	3	Vertical	87	1.00	-	33.88	5.18	31.47
PK	5.793G	124.01	Inf	-Inf	116.66	3	Vertical	87	1.00	-	33.80	5.01	31.46
AV	5.79G	112.03	Inf	-Inf	104.68	3	Vertical	87	1.00	-	33.80	5.01	31.46
PK	5.93G	62.24	68.20	-5.96	54.17	3	Vertical	87	1.00	-	34.13	5.39	31.45

802.11ax HEW20_Nss1,(MCS0)_2TX

5785MHz_TX

23/10/2020

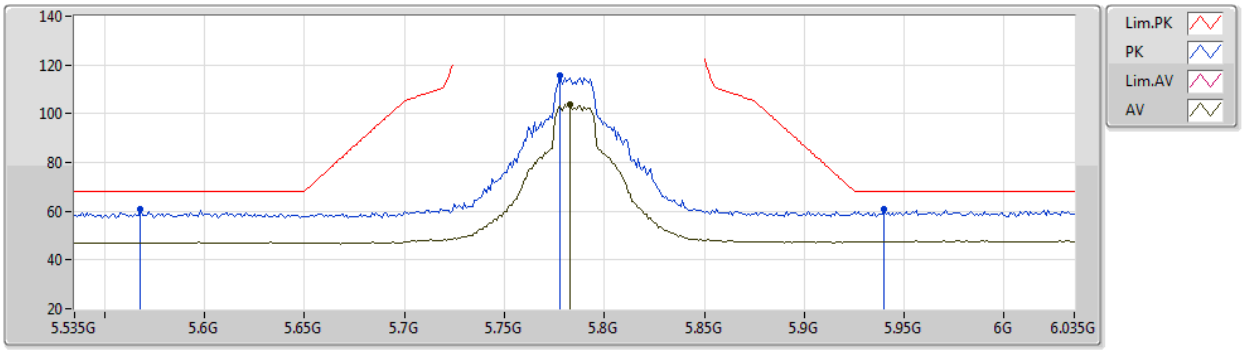

EUT Z_2TX
Setting 108
02-E-N-2-10

Type	Freq	Level	Limit	Margin	Raw	Dist	Condition	Azimuth	Height	Comment	AF	CL	PA
	(Hz)	(dBuV/m)	(dBuV/m)	(dB)	(dBuV)	(m)		(°)	(m)		(dB)	(dB)	(dB)
PK	5.568G	60.92	68.20	-7.28	53.32	3	Horizontal	49	2.66	-	33.90	5.17	31.47
PK	5.778G	115.79	Inf	-Inf	108.43	3	Horizontal	49	2.66	-	33.80	5.02	31.46
AV	5.783G	103.63	Inf	-Inf	96.27	3	Horizontal	49	2.66	-	33.80	5.02	31.46
PK	5.94G	61.06	68.20	-7.14	52.95	3	Horizontal	49	2.66	-	34.14	5.42	31.45

802.11ax HEW20_Nss1,(MCS0)_2TX

5785MHz_TX

23/10/2020

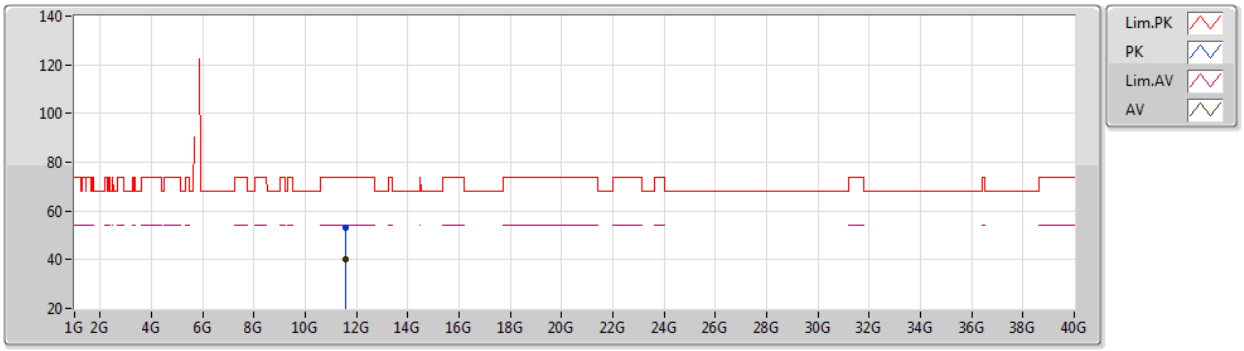

EUT Z_2TX
Setting 108
02-E-N-2

Type	Freq	Level	Limit	Margin	Raw	Dist	Condition	Azimuth	Height	Comment	AF	CL	PA
	(Hz)	(dBuV/m)	(dBuV/m)	(dB)	(dBuV)	(m)		(°)	(m)		(dB)	(dB)	(dB)
PK	11.5622G	53.14	74.00	-20.86	39.40	3	Vertical	233	1.39	-	38.95	7.65	32.86
AV	11.57708G	40.20	54.00	-13.80	26.45	3	Vertical	233	1.39	-	38.96	7.65	32.86

802.11ax HEW20_Nss1,(MCS0)_2TX

5785MHz_TX

23/10/2020

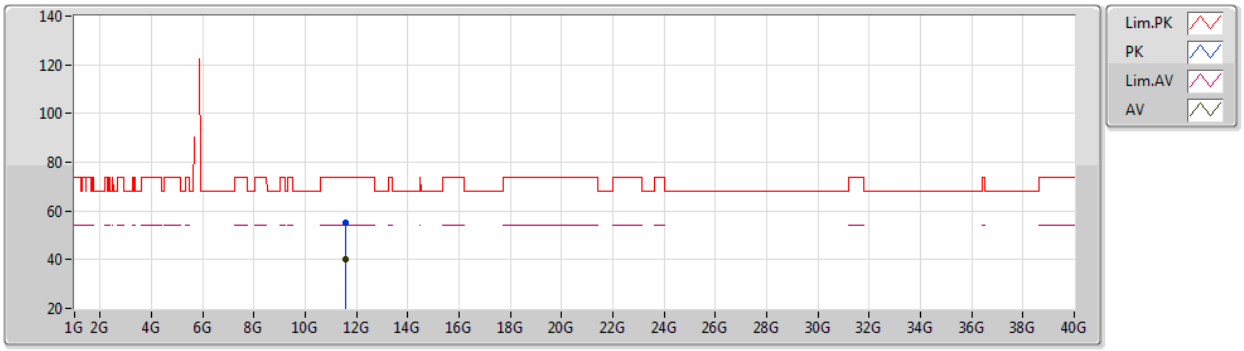

EUT Z_2TX
Setting 108
02-E-N-2

Type	Freq	Level	Limit	Margin	Raw	Dist	Condition	Azimuth	Height	Comment	AF	CL	PA
	(Hz)	(dBuV/m)	(dBuV/m)	(dB)	(dBuV)	(m)		(°)	(m)		(dB)	(dB)	(dB)
PK	11.56808G	55.30	74.00	-18.70	41.56	3	Horizontal	60	1.89	-	38.95	7.65	32.86
AV	11.57364G	39.98	54.00	-14.02	26.23	3	Horizontal	60	1.89	-	38.96	7.65	32.86

802.11ax HEW20_Nss1,(MCS0)_2TX

5825MHz_TX

23/10/2020

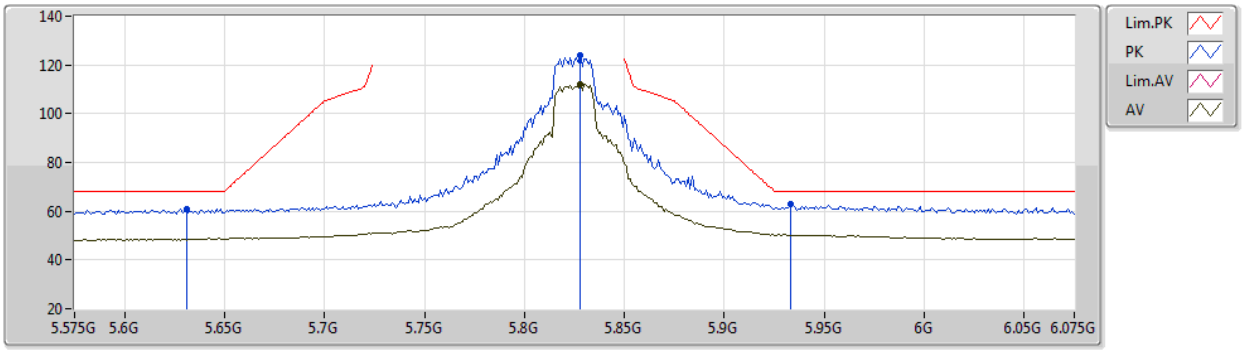

EUT Z_2TX
Setting 108
02-E-N-2-10

Type	Freq	Level	Limit	Margin	Raw	Dist	Condition	Azimuth	Height	Comment	AF	CL	PA
	(Hz)	(dBuV/m)	(dBuV/m)	(dB)	(dBuV)	(m)		(°)	(m)		(dB)	(dB)	(dB)
PK	5.631G	61.01	68.20	-7.19	53.44	3	Vertical	88	1.15	-	33.87	5.17	31.47
PK	5.828G	123.96	Inf	-Inf	116.46	3	Vertical	88	1.15	-	33.88	5.08	31.46
AV	5.828G	112.13	Inf	-Inf	104.63	3	Vertical	88	1.15	-	33.88	5.08	31.46
PK	5.933G	62.76	68.20	-5.44	54.68	3	Vertical	88	1.15	-	34.13	5.40	31.45

802.11ax HEW20_Nss1,(MCS0)_2TX

5825MHz_TX

23/10/2020

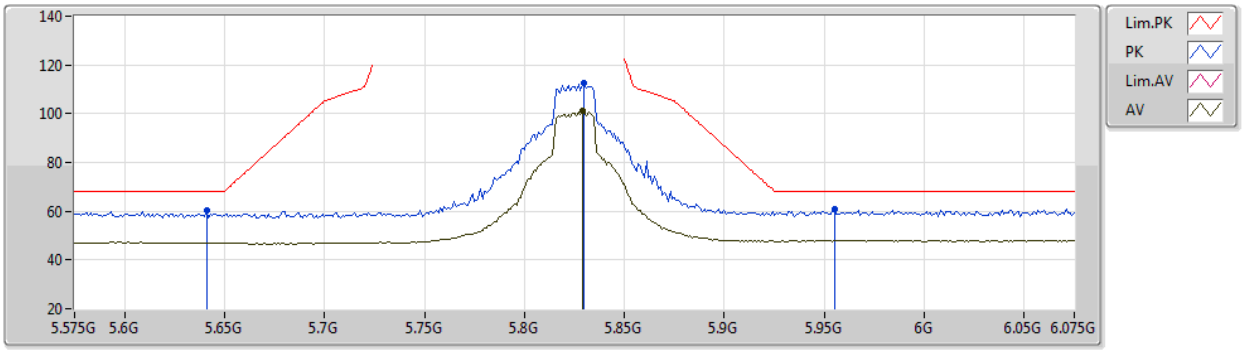

EUT Z_2TX
Setting 108
02-E-N-2-10

Type	Freq	Level	Limit	Margin	Raw	Dist	Condition	Azimuth	Height	Comment	AF	CL	PA
	(Hz)	(dBuV/m)	(dBuV/m)	(dB)	(dBuV)	(m)		(°)	(m)		(dB)	(dB)	(dB)
PK	5.641G	60.27	68.20	-7.93	52.72	3	Horizontal	99	1.87	-	33.86	5.16	31.47
PK	5.83G	112.36	Inf	-Inf	104.84	3	Horizontal	99	1.87	-	33.89	5.09	31.46
AV	5.829G	100.96	Inf	-Inf	93.44	3	Horizontal	99	1.87	-	33.89	5.09	31.46
PK	5.955G	60.82	68.20	-7.38	52.65	3	Horizontal	99	1.87	-	34.16	5.46	31.45

802.11ax HEW20_Nss1,(MCS0)_2TX

5825MHz_TX

23/10/2020

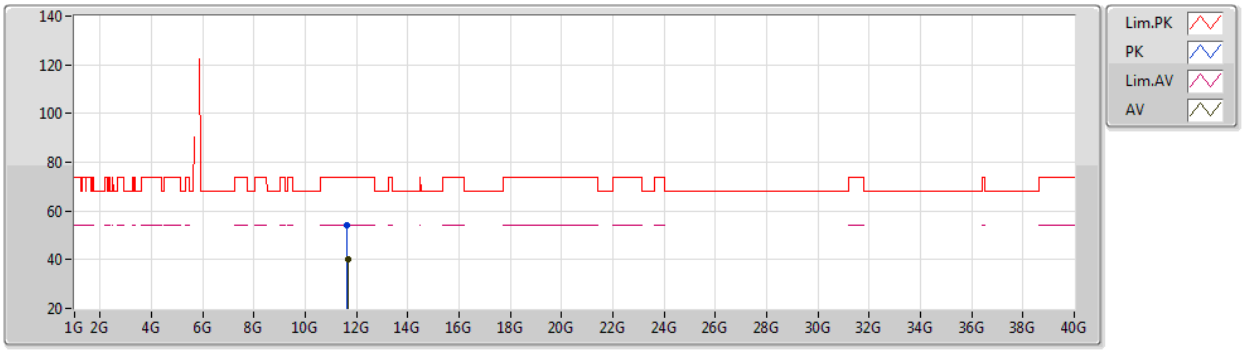

EUT Z_2TX
Setting 108
02-E-N-2

Type	Freq	Level	Limit	Margin	Raw	Dist	Condition	Azimuth	Height	Comment	AF	CL	PA
	(Hz)	(dBuV/m)	(dBuV/m)	(dB)	(dBuV)	(m)		(°)	(m)		(dB)	(dB)	(dB)
PK	11.64408G	54.04	74.00	-19.96	40.22	3	Vertical	248	2.42	-	39.02	7.68	32.88
AV	11.65328G	40.29	54.00	-13.71	26.47	3	Vertical	248	2.42	-	39.02	7.68	32.88

802.11ax HEW20_Nss1,(MCS0)_2TX

5825MHz_TX

23/10/2020

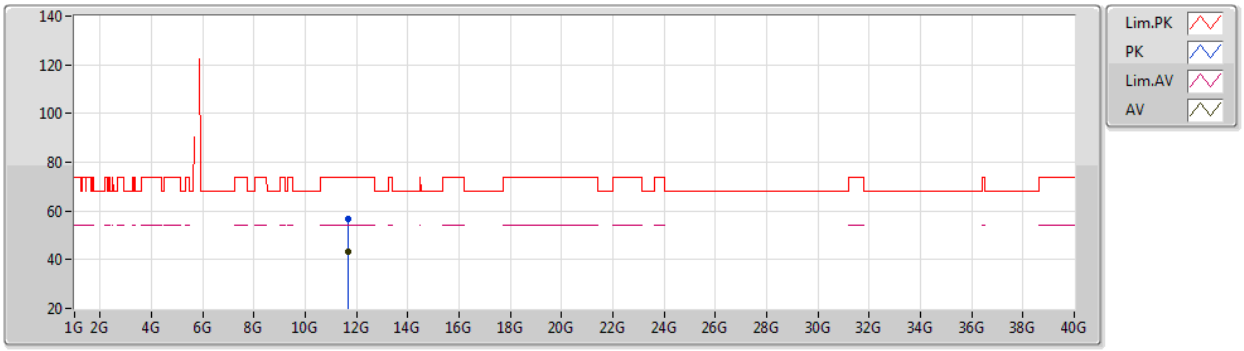

EUT Z_2TX
Setting 108
02-E-N-2

Type	Freq	Level	Limit	Margin	Raw	Dist	Condition	Azimuth	Height	Comment	AF	CL	PA
	(Hz)	(dBuV/m)	(dBuV/m)	(dB)	(dBuV)	(m)		(°)	(m)		(dB)	(dB)	(dB)
PK	11.64944G	56.66	74.00	-17.34	42.84	3	Horizontal	66	1.92	-	39.02	7.68	32.88
AV	11.64972G	43.39	54.00	-10.61	29.57	3	Horizontal	66	1.92	-	39.02	7.68	32.88

802.11ax HEW40_Nss1,(MCS0)_2TX

5190MHz_TX

24/10/2020

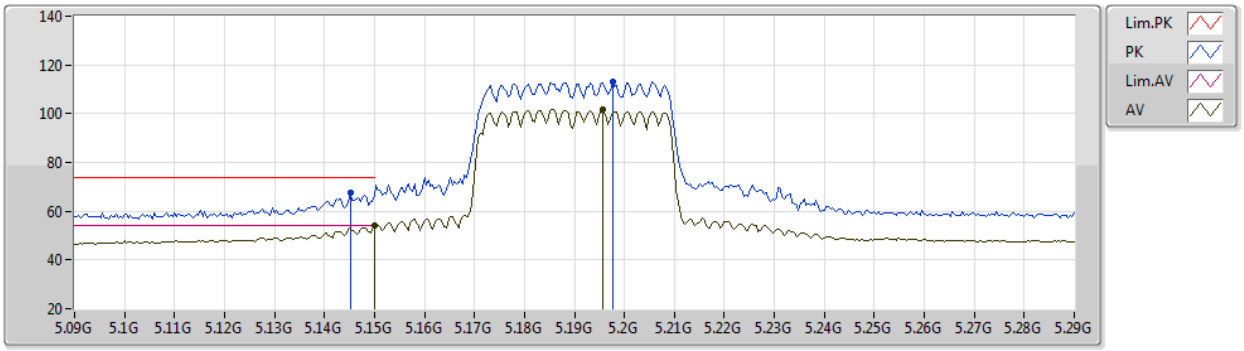

EUT Z_2TX
Setting 70
02-E-J-7-10

Type	Freq	Level	Limit	Margin	Raw	Dist	Condition	Azimuth	Height	Comment	AF	CL	PA
	(Hz)	(dBuV/m)	(dBuV/m)	(dB)	(dBuV)	(m)		(°)	(m)		(dB)	(dB)	(dB)
PK	5.1452G	67.68	74.00	-6.32	60.97	3	Vertical	82	1.02	-	33.45	4.99	31.73
AV	5.15G	53.98	54.00	-0.02	47.26	3	Vertical	82	1.02	-	33.45	5.00	31.73
PK	5.1976G	113.08	Inf	-Inf	106.17	3	Vertical	82	1.02	-	33.50	5.10	31.69
AV	5.1956G	101.73	Inf	-Inf	94.83	3	Vertical	82	1.02	-	33.50	5.09	31.69

802.11ax HEW40_Nss1,(MCS0)_2TX

5190MHz_TX

24/10/2020

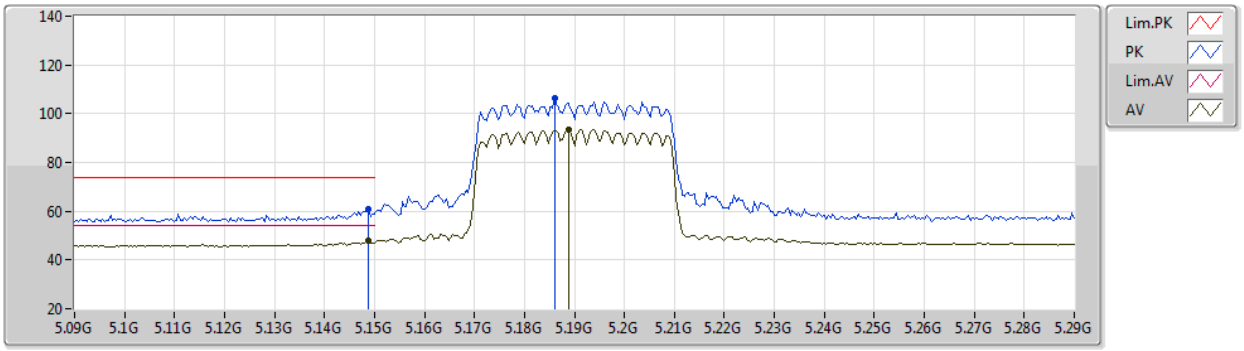

EUT Z_2TX
Setting 70
02-E-J-7-10

Type	Freq	Level	Limit	Margin	Raw	Dist	Condition	Azimuth	Height	Comment	AF	CL	PA
	(Hz)	(dBuV/m)	(dBuV/m)	(dB)	(dBuV)	(m)		(°)	(m)		(dB)	(dB)	(dB)
PK	5.1488G	61.00	74.00	-13.00	54.28	3	Horizontal	32	2.90	-	33.45	5.00	31.73
AV	5.1488G	47.76	54.00	-6.24	41.04	3	Horizontal	32	2.90	-	33.45	5.00	31.73
PK	5.186G	106.16	Inf	-Inf	99.30	3	Horizontal	32	2.90	-	33.49	5.07	31.70
AV	5.1888G	93.26	Inf	-Inf	86.39	3	Horizontal	32	2.90	-	33.49	5.08	31.70

802.11ax HEW40_Nss1,(MCS0)_2TX

5190MHz_TX

24/10/2020

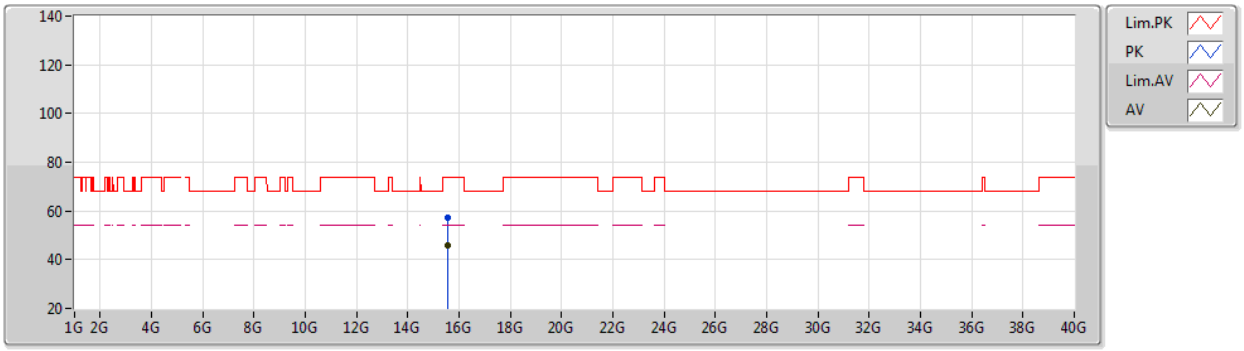

EUT Z_2TX
Setting 70
02-E-K-4

Type	Freq	Level	Limit	Margin	Raw	Dist	Condition	Azimuth	Height	Comment	AF	CL	PA
	(Hz)	(dBuV/m)	(dBuV/m)	(dB)	(dBuV)	(m)		(°)	(m)		(dB)	(dB)	(dB)
PK	15.57522G	57.21	74.00	-16.79	42.39	3	Vertical	225	1.82	-	38.63	9.05	32.86
AV	15.5787G	45.98	54.00	-8.02	31.17	3	Vertical	225	1.82	-	38.62	9.05	32.86

802.11ax HEW40_Nss1,(MCS0)_2TX

5190MHz_TX

24/10/2020

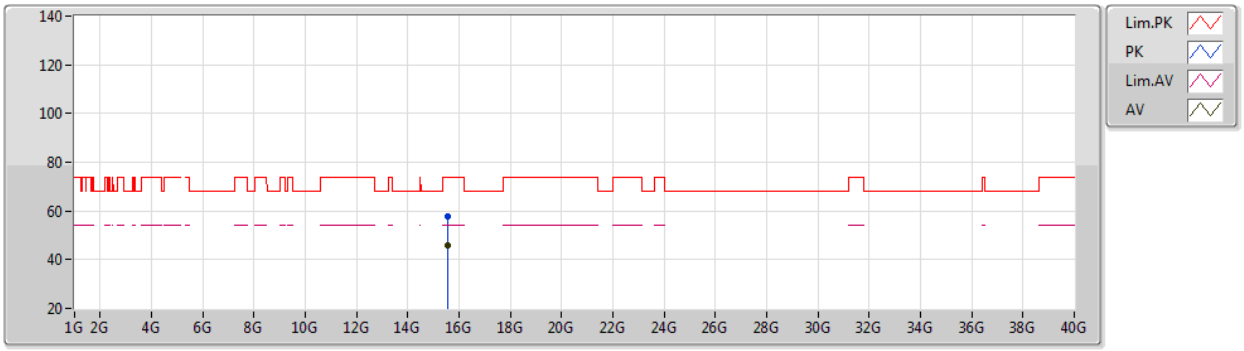

EUT Z_2TX
Setting 70
02-E-K-4

Type	Freq	Level	Limit	Margin	Raw	Dist	Condition	Azimuth	Height	Comment	AF	CL	PA
	(Hz)	(dBuV/m)	(dBuV/m)	(dB)	(dBuV)	(m)		(°)	(m)		(dB)	(dB)	(dB)
PK	15.57426G	58.00	74.00	-16.00	43.18	3	Horizontal	40	2.63	-	38.63	9.05	32.86
AV	15.57846G	45.71	54.00	-8.29	30.90	3	Horizontal	40	2.63	-	38.62	9.05	32.86

802.11ax HEW40_Nss1,(MCS0)_2TX

5230MHz_TX

24/10/2020

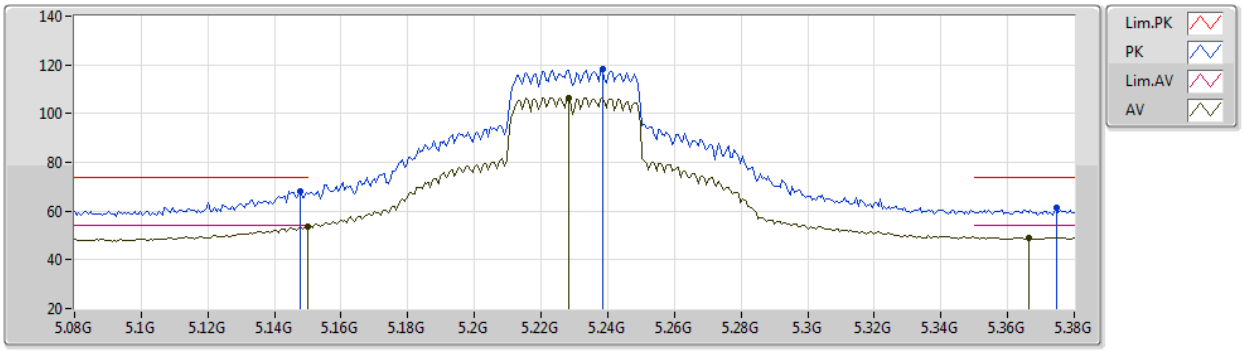

EUT Z_2TX
Setting 96
02-E-J-7-10

Type	Freq	Level	Limit	Margin	Raw	Dist	Condition	Azimuth	Height	Comment	AF	CL	PA
	(Hz)	(dBuV/m)	(dBuV/m)	(dB)	(dBuV)	(m)		(°)	(m)		(dB)	(dB)	(dB)
PK	5.1478G	67.95	74.00	-6.05	61.23	3	Vertical	81	1.00	-	33.45	5.00	31.73
AV	5.15G	53.79	54.00	-0.21	47.07	3	Vertical	81	1.00	-	33.45	5.00	31.73
PK	5.2384G	118.19	Inf	-Inf	111.19	3	Vertical	81	1.00	-	33.58	5.08	31.66
AV	5.2282G	106.39	Inf	-Inf	99.41	3	Vertical	81	1.00	-	33.56	5.09	31.67
PK	5.3746G	61.20	74.00	-12.80	53.99	3	Vertical	81	1.00	-	33.77	5.01	31.57
AV	5.3662G	49.20	54.00	-4.80	41.98	3	Vertical	81	1.00	-	33.77	5.02	31.57

802.11ax HEW40_Nss1,(MCS0)_2TX

5230MHz_TX

24/10/2020

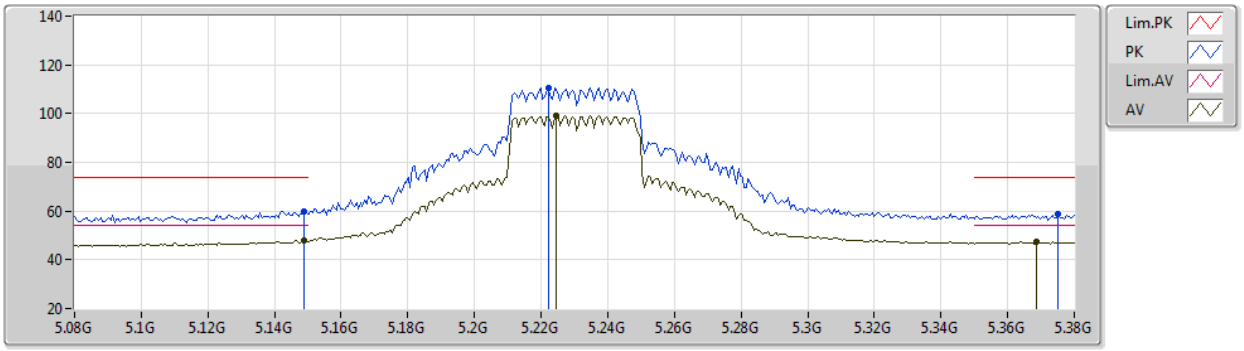

EUT Z_2TX
Setting 96
02-E-J-7-10

Type	Freq	Level	Limit	Margin	Raw	Dist	Condition	Azimuth	Height	Comment	AF	CL	PA
	(Hz)	(dBuV/m)	(dBuV/m)	(dB)	(dBuV)	(m)		(°)	(m)		(dB)	(dB)	(dB)
PK	5.149G	59.80	74.00	-14.20	53.08	3	Horizontal	121	1.13	-	33.45	5.00	31.73
AV	5.149G	47.95	54.00	-6.05	41.23	3	Horizontal	121	1.13	-	33.45	5.00	31.73
PK	5.2222G	110.74	Inf	-Inf	103.78	3	Horizontal	121	1.13	-	33.54	5.09	31.67
AV	5.2246G	99.27	Inf	-Inf	92.30	3	Horizontal	121	1.13	-	33.55	5.09	31.67
PK	5.3752G	58.62	74.00	-15.38	51.40	3	Horizontal	121	1.13	-	33.78	5.01	31.57
AV	5.3686G	47.54	54.00	-6.46	40.32	3	Horizontal	121	1.13	-	33.77	5.02	31.57

802.11ax HEW40_Nss1,(MCS0)_2TX

5230MHz_TX

24/10/2020

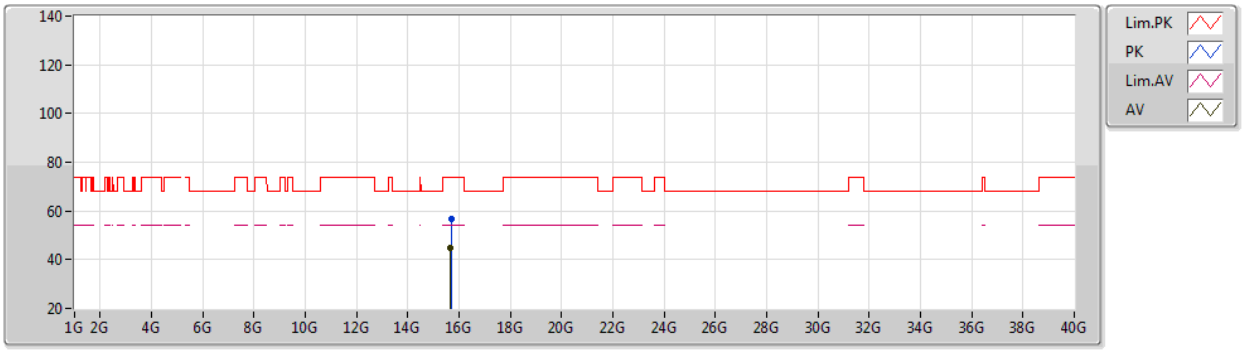

EUT Z_2TX
Setting 96
02-E-K-4

Type	Freq	Level	Limit	Margin	Raw	Dist	Condition	Azimuth	Height	Comment	AF	CL	PA
	(Hz)	(dBuV/m)	(dBuV/m)	(dB)	(dBuV)	(m)		(°)	(m)		(dB)	(dB)	(dB)
PK	15.69G	56.84	74.00	-17.16	42.31	3	Vertical	26	1.08	-	38.30	9.09	32.86
AV	15.67908G	44.79	54.00	-9.21	30.23	3	Vertical	26	1.08	-	38.33	9.09	32.86

802.11ax HEW40_Nss1,(MCS0)_2TX

5230MHz_TX

24/10/2020

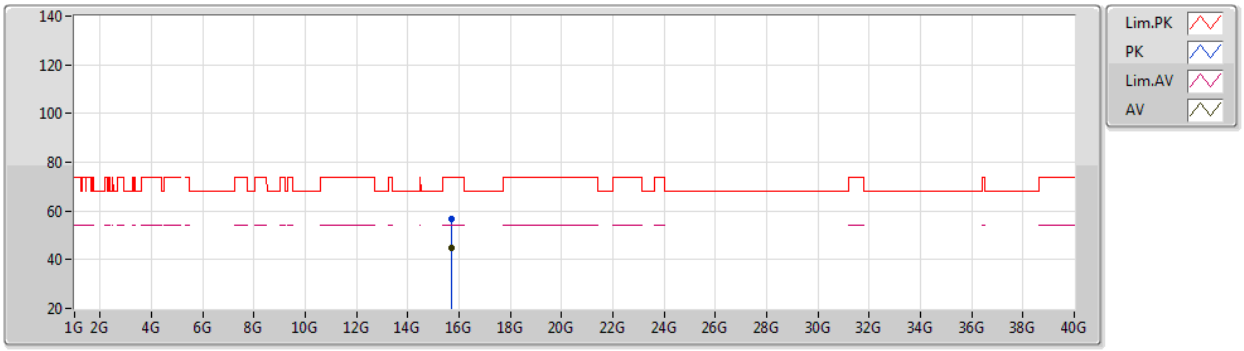

EUT Z_2TX
Setting 96
02-E-K-4

Type	Freq	Level	Limit	Margin	Raw	Dist	Condition	Azimuth	Height	Comment	AF	CL	PA
	(Hz)	(dBuV/m)	(dBuV/m)	(dB)	(dBuV)	(m)		(°)	(m)		(dB)	(dB)	(dB)
PK	15.68496G	56.66	74.00	-17.34	42.12	3	Horizontal	344	2.48	-	38.31	9.09	32.86
AV	15.68418G	44.67	54.00	-9.33	30.12	3	Horizontal	344	2.48	-	38.32	9.09	32.86

802.11ax HEW40_Nss1,(MCS0)_2TX

5270MHz_TX

24/10/2020

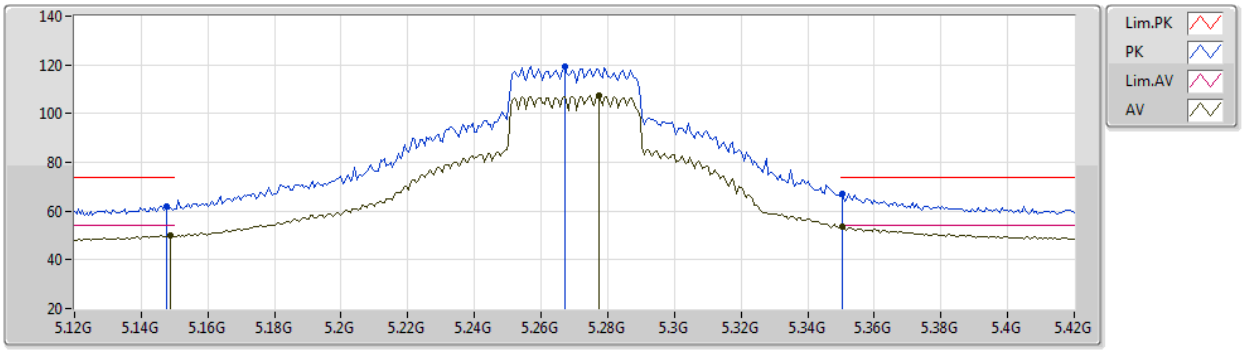

EUT Z_2TX
Setting 100
02-E-J-7-10

Type	Freq	Level	Limit	Margin	Raw	Dist	Condition	Azimuth	Height	Comment	AF	CL	PA
	(Hz)	(dBuV/m)	(dBuV/m)	(dB)	(dBuV)	(m)		(°)	(m)		(dB)	(dB)	(dB)
PK	5.1476G	62.03	74.00	-11.97	55.31	3	Vertical	352	1.01	-	33.45	5.00	31.73
AV	5.1488G	49.98	54.00	-4.02	43.26	3	Vertical	352	1.01	-	33.45	5.00	31.73
PK	5.267G	119.55	Inf	-Inf	112.49	3	Vertical	352	1.01	-	33.63	5.07	31.64
AV	5.2772G	107.63	Inf	-Inf	100.56	3	Vertical	352	1.01	-	33.65	5.06	31.64
PK	5.3504G	67.20	74.00	-6.80	60.01	3	Vertical	352	1.01	-	33.75	5.02	31.58
AV	5.3504G	53.40	54.00	-0.60	46.21	3	Vertical	352	1.01	-	33.75	5.02	31.58

802.11ax HEW40_Nss1,(MCS0)_2TX

5270MHz_TX

24/10/2020

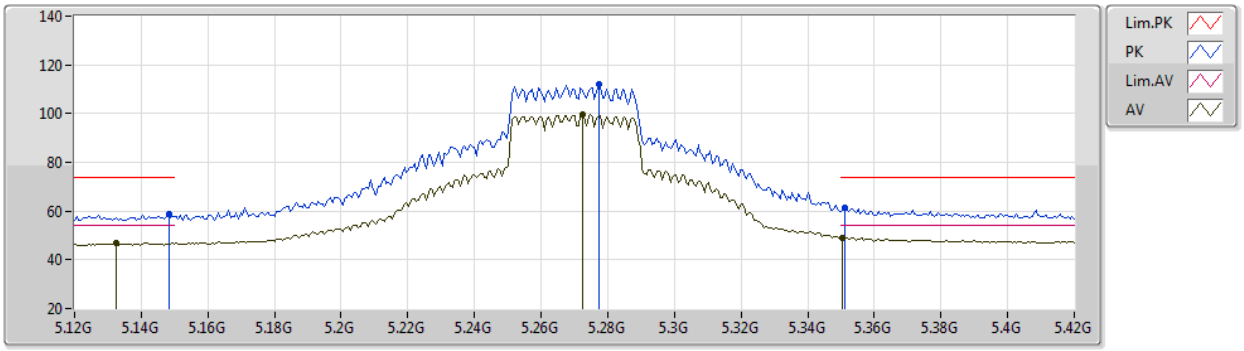

EUT Z_2TX
Setting 100
02-E-J-7-10

Type	Freq	Level	Limit	Margin	Raw	Dist	Condition	Azimuth	Height	Comment	AF	CL	PA
	(Hz)	(dBuV/m)	(dBuV/m)	(dB)	(dBuV)	(m)		(°)	(m)		(dB)	(dB)	(dB)
PK	5.1482G	58.75	74.00	-15.25	52.03	3	Horizontal	120	1.00	-	33.45	5.00	31.73
AV	5.1326G	46.69	54.00	-7.31	40.03	3	Horizontal	120	1.00	-	33.43	4.97	31.74
PK	5.2772G	111.89	Inf	-Inf	104.82	3	Horizontal	120	1.00	-	33.65	5.06	31.64
AV	5.2724G	99.69	Inf	-Inf	92.63	3	Horizontal	120	1.00	-	33.64	5.06	31.64
PK	5.351G	61.37	74.00	-12.63	54.18	3	Horizontal	120	1.00	-	33.75	5.02	31.58
AV	5.3504G	49.13	54.00	-4.87	41.94	3	Horizontal	120	1.00	-	33.75	5.02	31.58

802.11ax HEW40_Nss1,(MCS0)_2TX

5270MHz_TX

24/10/2020

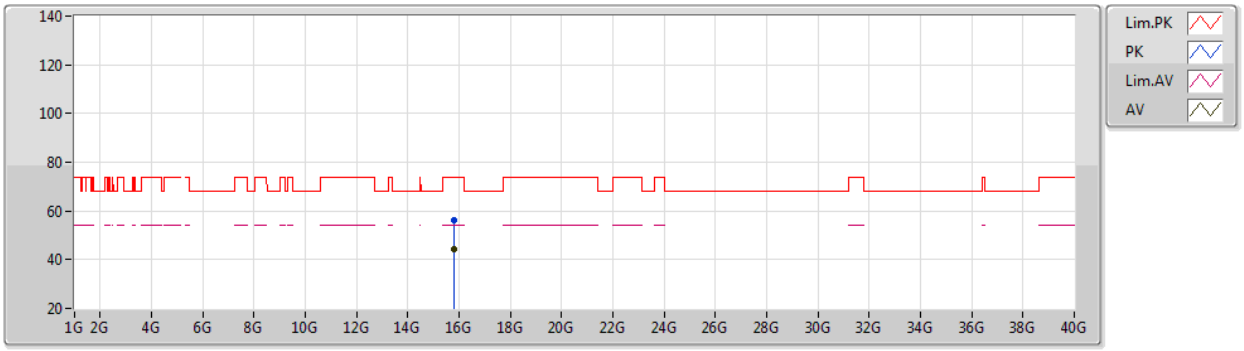

EUT Z_2TX
Setting 100
02-E-K-4

Type	Freq	Level	Limit	Margin	Raw	Dist	Condition	Azimuth	Height	Comment	AF	CL	PA
	(Hz)	(dBuV/m)	(dBuV/m)	(dB)	(dBuV)	(m)		(°)	(m)		(dB)	(dB)	(dB)
PK	15.81096G	56.41	74.00	-17.59	42.20	3	Vertical	101	2.66	-	37.95	9.13	32.87
AV	15.81516G	44.26	54.00	-9.74	30.05	3	Vertical	101	2.66	-	37.94	9.14	32.87

802.11ax HEW40_Nss1,(MCS0)_2TX

5270MHz_TX

24/10/2020

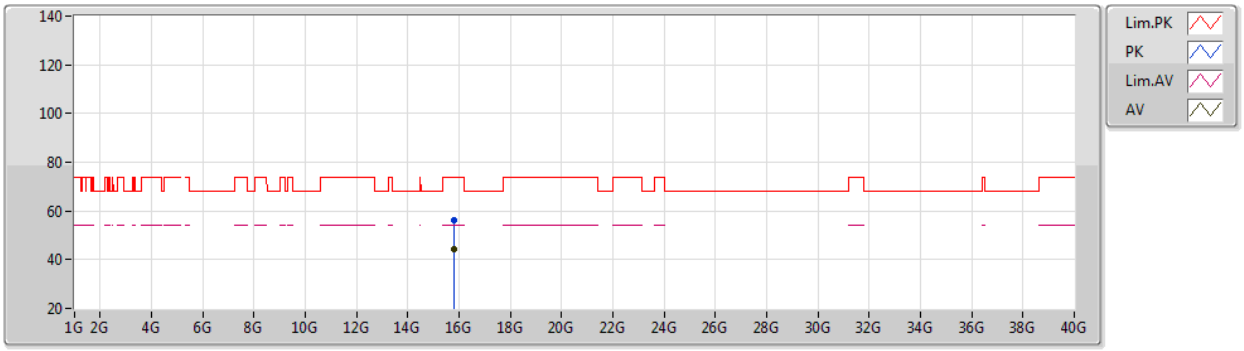

EUT Z_2TX
Setting 100
02-E-K-4

Type	Freq	Level	Limit	Margin	Raw	Dist	Condition	Azimuth	Height	Comment	AF	CL	PA
	(Hz)	(dBuV/m)	(dBuV/m)	(dB)	(dBuV)	(m)		(°)	(m)		(dB)	(dB)	(dB)
PK	15.8028G	56.00	74.00	-18.00	41.77	3	Horizontal	141	1.49	-	37.97	9.13	32.87
AV	15.79656G	44.33	54.00	-9.67	30.08	3	Horizontal	141	1.49	-	37.99	9.13	32.87

802.11ax HEW40_Nss1,(MCS0)_2TX

5310MHz_TX

24/10/2020

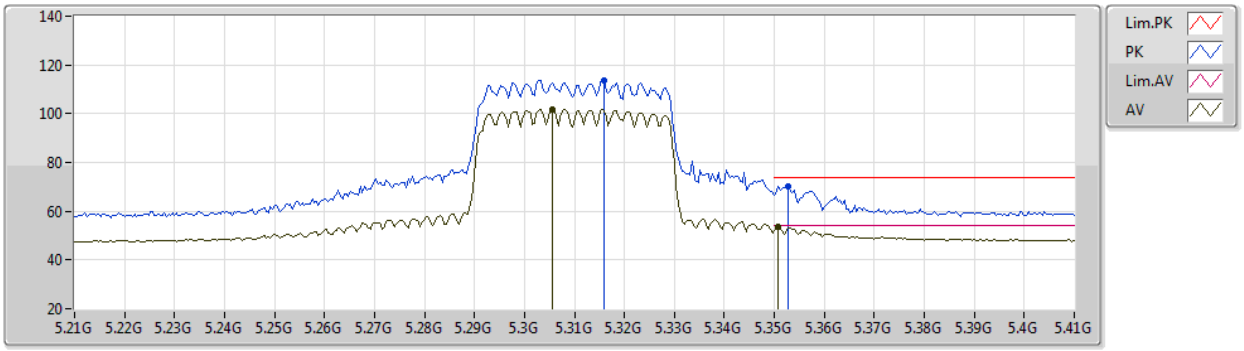

EUT Z_2TX
Setting 76
02-E-J-7-10

Type	Freq	Level	Limit	Margin	Raw	Dist	Condition	Azimuth	Height	Comment	AF	CL	PA
	(Hz)	(dBuV/m)	(dBuV/m)	(dB)	(dBuV)	(m)		(°)	(m)		(dB)	(dB)	(dB)
PK	5.316G	113.60	Inf	-Inf	106.45	3	Vertical	80	1.07	-	33.72	5.04	31.61
AV	5.3056G	101.70	Inf	-Inf	94.56	3	Vertical	80	1.07	-	33.71	5.05	31.62
PK	5.3528G	70.43	74.00	-3.57	63.24	3	Vertical	80	1.07	-	33.75	5.02	31.58
AV	5.3508G	53.80	54.00	-0.20	46.61	3	Vertical	80	1.07	-	33.75	5.02	31.58

802.11ax HEW40_Nss1,(MCS0)_2TX

5310MHz_TX

24/10/2020

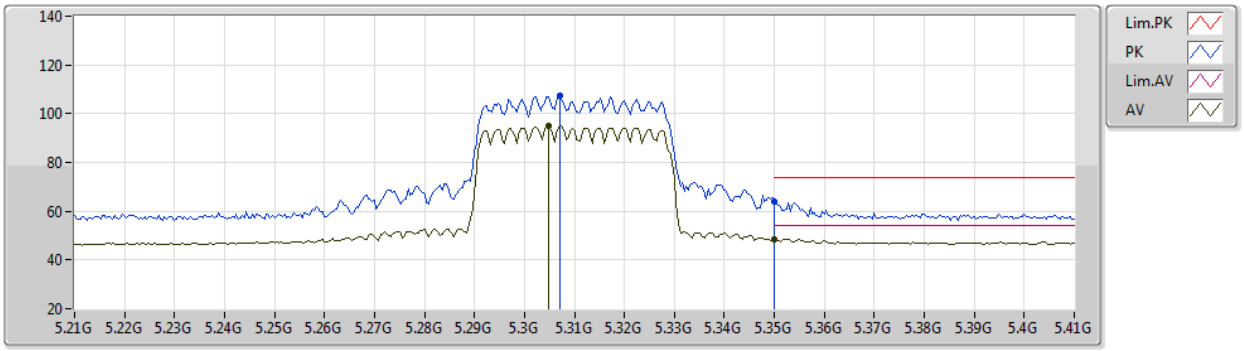

EUT Z_2TX
Setting 76
02-E-J-7-10

Type	Freq	Level	Limit	Margin	Raw	Dist	Condition	Azimuth	Height	Comment	AF	CL	PA
	(Hz)	(dBuV/m)	(dBuV/m)	(dB)	(dBuV)	(m)		(°)	(m)		(dB)	(dB)	(dB)
PK	5.3072G	107.58	Inf	-Inf	100.43	3	Horizontal	120	1.09	-	33.71	5.05	31.61
AV	5.3048G	94.90	Inf	-Inf	87.77	3	Horizontal	120	1.09	-	33.70	5.05	31.62
PK	5.35G	64.19	74.00	-9.81	57.00	3	Horizontal	120	1.09	-	33.75	5.03	31.59
AV	5.35G	48.60	54.00	-5.40	41.41	3	Horizontal	120	1.09	-	33.75	5.03	31.59

802.11ax HEW40_Nss1,(MCS0)_2TX

5310MHz_TX

24/10/2020

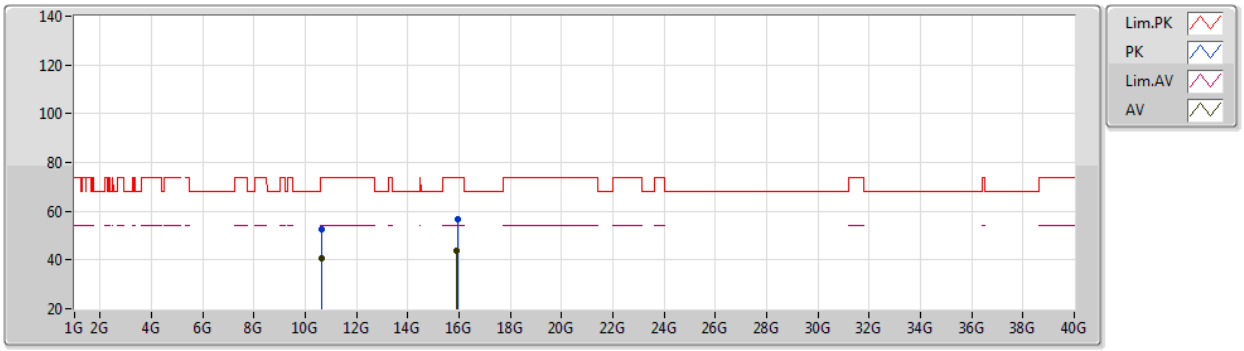

EUT Z_2TX
Setting 76
02-E-J-7

Type	Freq	Level	Limit	Margin	Raw	Dist	Condition	Azimuth	Height	Comment	AF	CL	PA
	(Hz)	(dBuV/m)	(dBuV/m)	(dB)	(dBuV)	(m)		(°)	(m)		(dB)	(dB)	(dB)
PK	10.62324G	52.71	74.00	-21.29	39.31	3	Vertical	98	2.91	-	38.73	7.32	32.65
AV	10.62768G	40.80	54.00	-13.20	27.42	3	Vertical	98	2.91	-	38.72	7.32	32.66
PK	15.9447G	56.73	74.00	-17.27	42.87	3	Vertical	230	1.22	-	37.56	9.18	32.88
AV	15.91758G	43.99	54.00	-10.01	30.06	3	Vertical	230	1.22	-	37.64	9.17	32.88

802.11ax HEW40_Nss1,(MCS0)_2TX

5310MHz_TX

24/10/2020

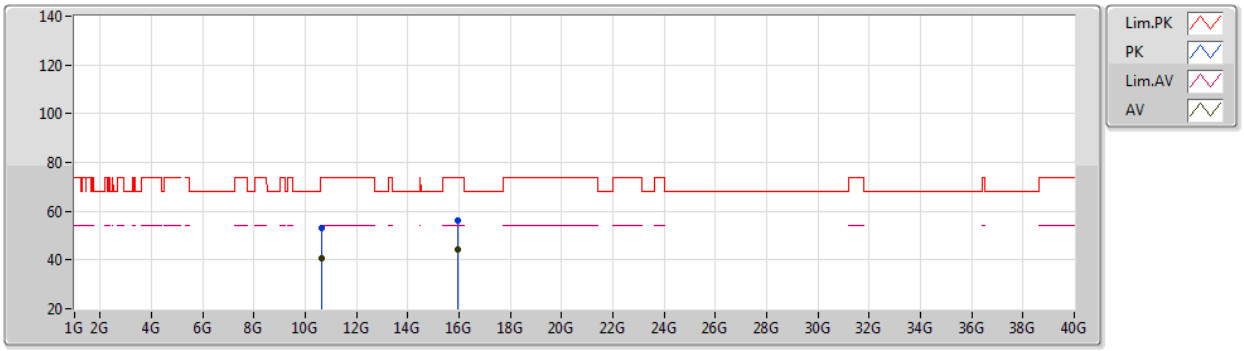

EUT Z_2TX
Setting 76
02-E-J-7

Type	Freq	Level	Limit	Margin	Raw	Dist	Condition	Azimuth	Height	Comment	AF	CL	PA
	(Hz)	(dBuV/m)	(dBuV/m)	(dB)	(dBuV)	(m)		(°)	(m)		(dB)	(dB)	(dB)
PK	10.62252G	53.13	74.00	-20.87	39.73	3	Horizontal	360	1.76	-	38.73	7.32	32.65
AV	10.62438G	40.59	54.00	-13.41	27.19	3	Horizontal	360	1.76	-	38.73	7.32	32.65
PK	15.9294G	56.44	74.00	-17.56	42.54	3	Horizontal	246	2.27	-	37.60	9.18	32.88
AV	15.93186G	44.12	54.00	-9.88	30.22	3	Horizontal	246	2.27	-	37.60	9.18	32.88

802.11ax HEW40_Nss1,(MCS0)_2TX

5510MHz_TX

24/10/2020

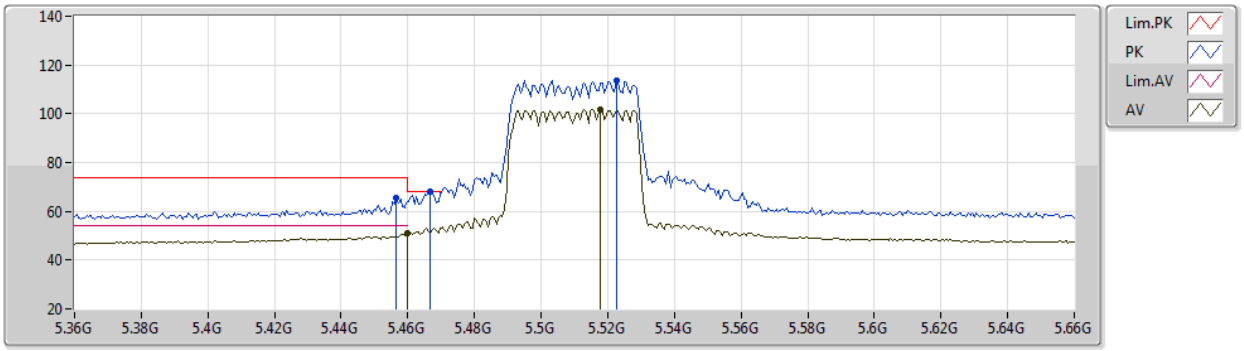

EUT Z_2TX
Setting 75
02-E-J-7-10

Type	Freq	Level	Limit	Margin	Raw	Dist	Condition	Azimuth	Height	Comment	AF	CL	PA
	(Hz)	(dBuV/m)	(dBuV/m)	(dB)	(dBuV)	(m)		(°)	(m)		(dB)	(dB)	(dB)
PK	5.4566G	65.68	74.00	-8.32	58.26	3	Vertical	87	1.02	-	33.86	5.06	31.50
AV	5.46G	50.86	54.00	-3.14	43.44	3	Vertical	87	1.02	-	33.86	5.06	31.50
PK	5.4668G	68.18	68.20	-0.02	60.74	3	Vertical	87	1.02	-	33.87	5.07	31.50
PK	5.5226G	113.78	Inf	-Inf	106.23	3	Vertical	87	1.02	-	33.90	5.12	31.47
AV	5.5178G	101.88	Inf	-Inf	94.33	3	Vertical	87	1.02	-	33.90	5.12	31.47

802.11ax HEW40_Nss1,(MCS0)_2TX

5510MHz_TX

24/10/2020

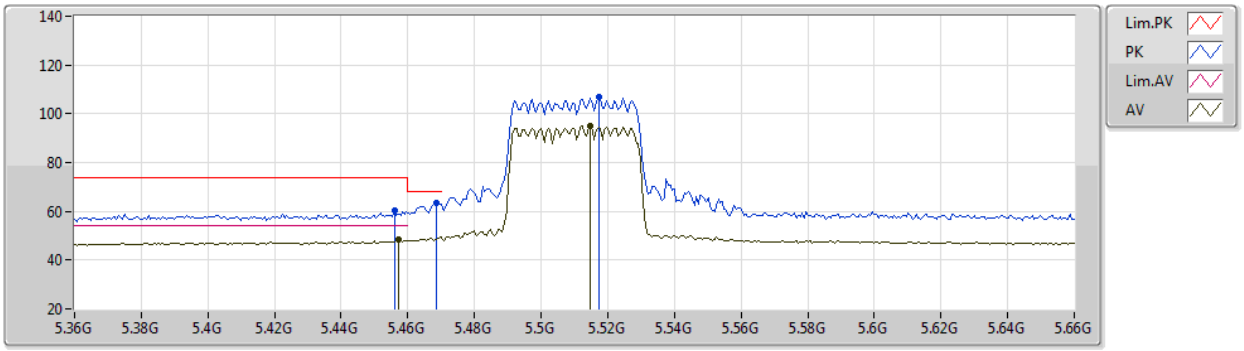

EUT Z_2TX
Setting 75
02-E-J-7-10

Type	Freq	Level	Limit	Margin	Raw	Dist	Condition	Azimuth	Height	Comment	AF	CL	PA
	(Hz)	(dBuV/m)	(dBuV/m)	(dB)	(dBuV)	(m)		(°)	(m)		(dB)	(dB)	(dB)
PK	5.456G	60.45	74.00	-13.55	53.04	3	Horizontal	123	1.06	-	33.86	5.06	31.51
AV	5.4572G	48.28	54.00	-5.72	40.86	3	Horizontal	123	1.06	-	33.86	5.06	31.50
PK	5.4686G	63.53	68.20	-4.67	56.09	3	Horizontal	123	1.06	-	33.87	5.07	31.50
PK	5.5172G	107.02	Inf	-Inf	99.47	3	Horizontal	123	1.06	-	33.90	5.12	31.47
AV	5.5148G	94.86	Inf	-Inf	87.32	3	Horizontal	123	1.06	-	33.90	5.11	31.47

802.11ax HEW40_Nss1,(MCS0)_2TX

5510MHz_TX

24/10/2020

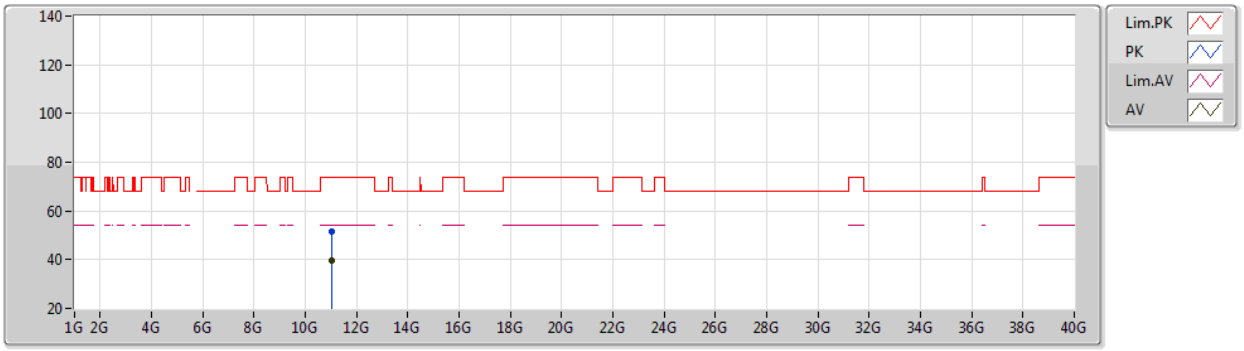

EUT Z_2TX
Setting 75
02-E-K-4

Type	Freq	Level	Limit	Margin	Raw	Dist	Condition	Azimuth	Height	Comment	AF	CL	PA
	(Hz)	(dBuV/m)	(dBuV/m)	(dB)	(dBuV)	(m)		(°)	(m)		(dB)	(dB)	(dB)
PK	11.02066G	51.35	74.00	-22.65	38.13	3	Vertical	169	2.71	-	38.52	7.46	32.76
AV	11.02228G	39.43	54.00	-14.57	26.21	3	Vertical	169	2.71	-	38.52	7.46	32.76

802.11ax HEW40_Nss1,(MCS0)_2TX

5510MHz_TX

24/10/2020

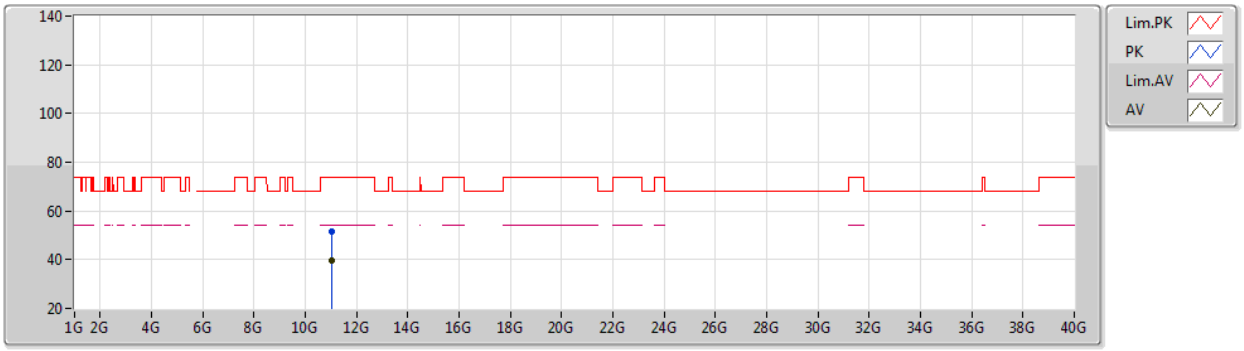

EUT Z_2TX
Setting 75
02-E-K-4

Type	Freq	Level	Limit	Margin	Raw	Dist	Condition	Azimuth	Height	Comment	AF	CL	PA
	(Hz)	(dBuV/m)	(dBuV/m)	(dB)	(dBuV)	(m)		(°)	(m)		(dB)	(dB)	(dB)
PK	11.02468G	51.49	74.00	-22.51	38.27	3	Horizontal	76	1.45	-	38.52	7.46	32.76
AV	11.03242G	39.88	54.00	-14.12	26.66	3	Horizontal	76	1.45	-	38.53	7.46	32.77

802.11ax HEW40_Nss1,(MCS0)_2TX

5550MHz_TX

24/10/2020

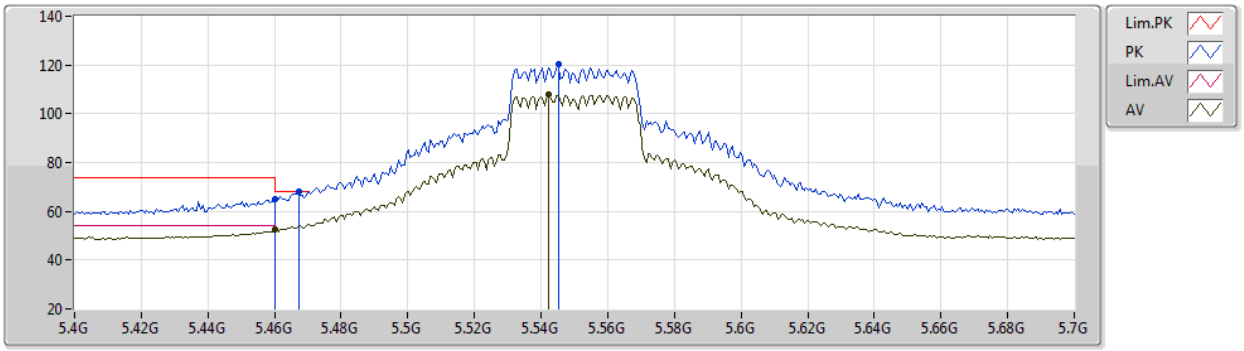

EUT Z_2TX
Setting 99
02-E-J-7-10

Type	Freq	Level	Limit	Margin	Raw	Dist	Condition	Azimuth	Height	Comment	AF	CL	PA
	(Hz)	(dBuV/m)	(dBuV/m)	(dB)	(dBuV)	(m)		(°)	(m)		(dB)	(dB)	(dB)
PK	5.46G	65.20	74.00	-8.80	57.78	3	Vertical	107	2.73	-	33.86	5.06	31.50
AV	5.46G	52.35	54.00	-1.65	44.93	3	Vertical	107	2.73	-	33.86	5.06	31.50
PK	5.4672G	68.14	68.20	-0.06	60.70	3	Vertical	107	2.73	-	33.87	5.07	31.50
PK	5.5452G	120.59	Inf	-Inf	113.01	3	Vertical	107	2.73	-	33.90	5.15	31.47
AV	5.5422G	107.86	Inf	-Inf	100.29	3	Vertical	107	2.73	-	33.90	5.14	31.47

802.11ax HEW40_Nss1,(MCS0)_2TX

5550MHz_TX

24/10/2020

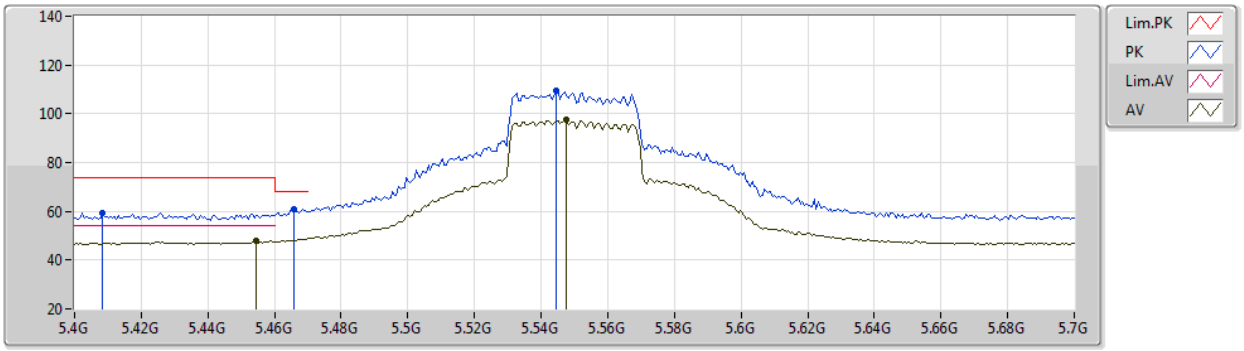

EUT Z_2TX
Setting 99
02-E-J-7-10

Type	Freq	Level	Limit	Margin	Raw	Dist	Condition	Azimuth	Height	Comment	AF	CL	PA
	(Hz)	(dBuV/m)	(dBuV/m)	(dB)	(dBuV)	(m)		(°)	(m)		(dB)	(dB)	(dB)
PK	5.4084G	59.26	74.00	-14.74	51.98	3	Horizontal	97	1.80	-	33.81	5.01	31.54
PK	5.466G	61.01	68.20	-7.19	53.57	3	Horizontal	97	1.80	-	33.87	5.07	31.50
AV	5.4546G	47.74	54.00	-6.26	40.35	3	Horizontal	97	1.80	-	33.85	5.05	31.51
PK	5.5446G	109.34	Inf	-Inf	101.77	3	Horizontal	97	1.80	-	33.90	5.14	31.47
AV	5.5476G	97.38	Inf	-Inf	89.80	3	Horizontal	97	1.80	-	33.90	5.15	31.47

802.11ax HEW40_Nss1,(MCS0)_2TX

5550MHz_TX

24/10/2020

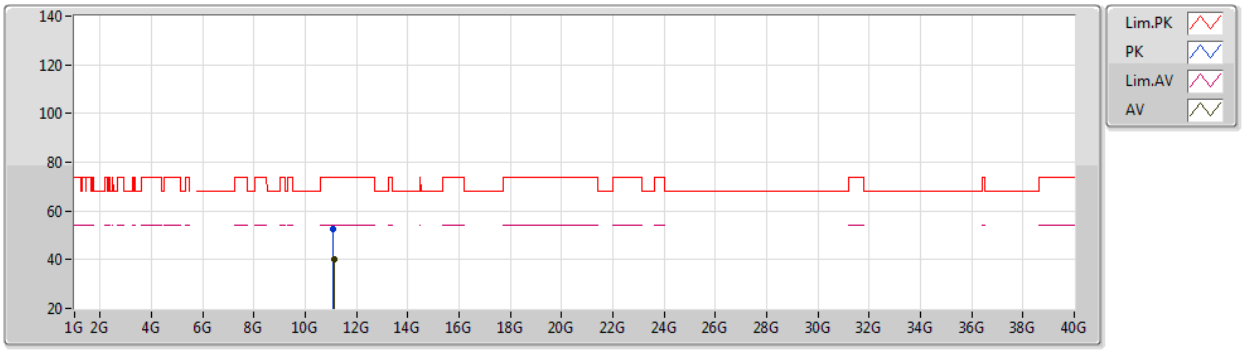

EUT Z_2TX
Setting 99
02-E-K-4

Type	Freq	Level	Limit	Margin	Raw	Dist	Condition	Azimuth	Height	Comment	AF	CL	PA
	(Hz)	(dBuV/m)	(dBuV/m)	(dB)	(dBuV)	(m)		(°)	(m)		(dB)	(dB)	(dB)
PK	11.1027G	52.71	74.00	-21.29	39.42	3	Vertical	290	1.73	-	38.58	7.49	32.78
AV	11.1105G	40.17	54.00	-13.83	26.87	3	Vertical	290	1.73	-	38.59	7.49	32.78

802.11ax HEW40_Nss1,(MCS0)_2TX

5550MHz_TX

24/10/2020

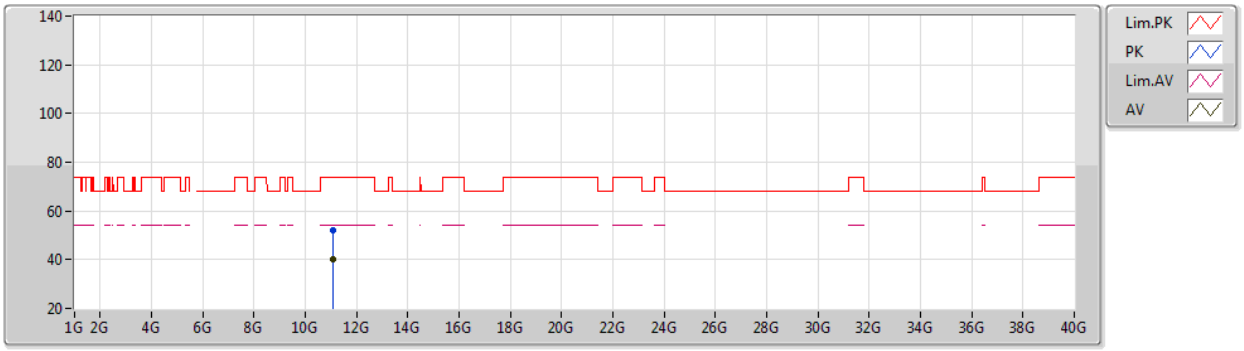

EUT Z_2TX
Setting 99
02-E-K-4

Type	Freq	Level	Limit	Margin	Raw	Dist	Condition	Azimuth	Height	Comment	AF	CL	PA
	(Hz)	(dBuV/m)	(dBuV/m)	(dB)	(dBuV)	(m)		(°)	(m)		(dB)	(dB)	(dB)
PK	11.10228G	52.05	74.00	-21.95	38.76	3	Horizontal	49	1.17	-	38.58	7.49	32.78
AV	11.10252G	40.37	54.00	-13.63	27.08	3	Horizontal	49	1.17	-	38.58	7.49	32.78

802.11ax HEW40_Nss1,(MCS0)_2TX

5670MHz_TX

24/10/2020

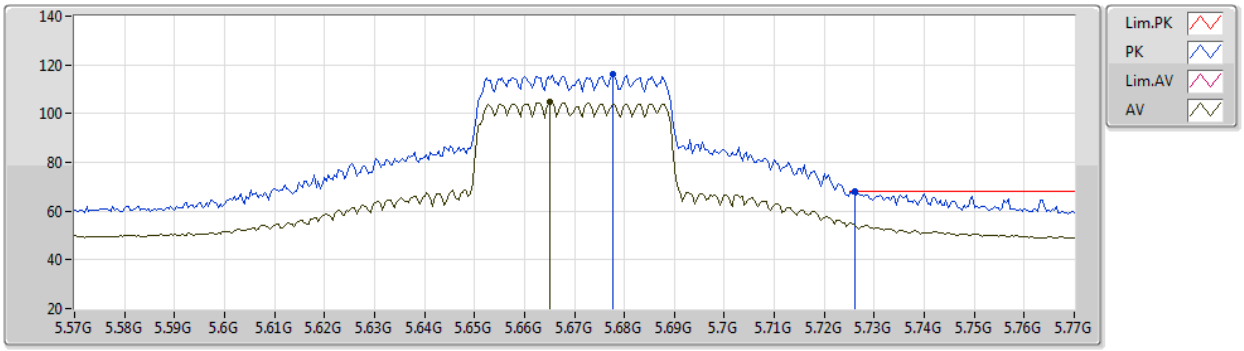

EUT Z_2TX
Setting 88
02-E-J-7-10

Type	Freq	Level	Limit	Margin	Raw	Dist	Condition	Azimuth	Height	Comment	AF	CL	PA
	(Hz)	(dBuV/m)	(dBuV/m)	(dB)	(dBuV)	(m)		(°)	(m)		(dB)	(dB)	(dB)
PK	5.6776G	116.12	Inf	-Inf	108.64	3	Vertical	90	1.04	-	33.82	5.12	31.46
AV	5.6652G	104.73	Inf	-Inf	97.23	3	Vertical	90	1.04	-	33.83	5.13	31.46
PK	5.726G	67.96	68.20	-0.24	60.55	3	Vertical	90	1.04	-	33.80	5.07	31.46

802.11ax HEW40_Nss1,(MCS0)_2TX

5670MHz_TX

24/10/2020

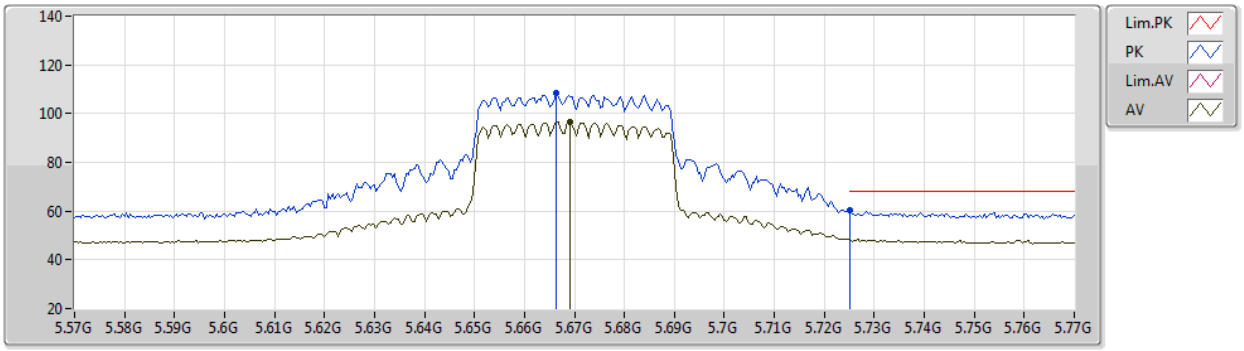

EUT Z_2TX
Setting 88
02-E-J-7-10

Type	Freq	Level	Limit	Margin	Raw	Dist	Condition	Azimuth	Height	Comment	AF	CL	PA
	(Hz)	(dBuV/m)	(dBuV/m)	(dB)	(dBuV)	(m)		(°)	(m)		(dB)	(dB)	(dB)
PK	5.6664G	108.30	Inf	-Inf	100.80	3	Horizontal	322	2.37	-	33.83	5.13	31.46
AV	5.6692G	96.45	Inf	-Inf	88.95	3	Horizontal	322	2.37	-	33.83	5.13	31.46
PK	5.7252G	60.28	68.20	-7.92	52.87	3	Horizontal	322	2.37	-	33.80	5.07	31.46

802.11ax HEW40_Nss1,(MCS0)_2TX

5670MHz_TX

24/10/2020

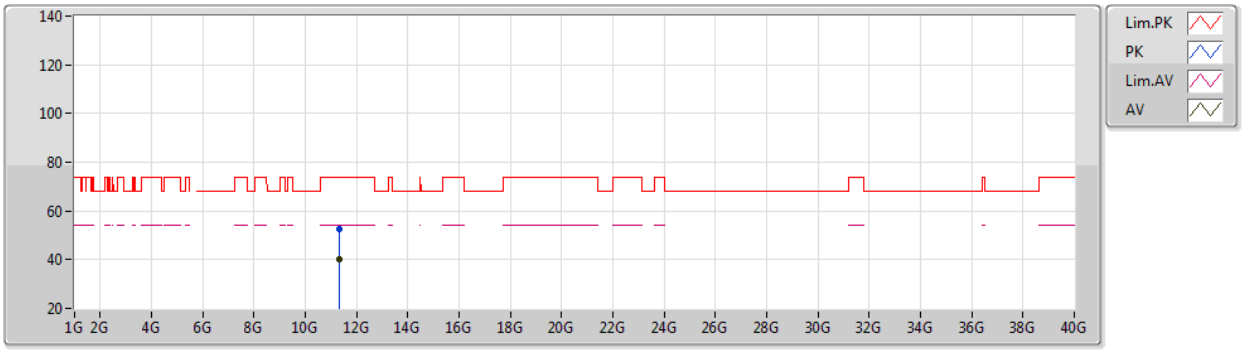

EUT Z_2TX
Setting 88
02-E-K-4

Type	Freq	Level	Limit	Margin	Raw	Dist	Condition	Azimuth	Height	Comment	AF	CL	PA
	(Hz)	(dBuV/m)	(dBuV/m)	(dB)	(dBuV)	(m)		(°)	(m)		(dB)	(dB)	(dB)
PK	11.3496G	52.44	74.00	-21.56	38.91	3	Vertical	343	2.85	-	38.78	7.57	32.82
AV	11.3418G	40.16	54.00	-13.84	26.64	3	Vertical	343	2.85	-	38.77	7.57	32.82

802.11ax HEW40_Nss1,(MCS0)_2TX

5670MHz_TX

24/10/2020

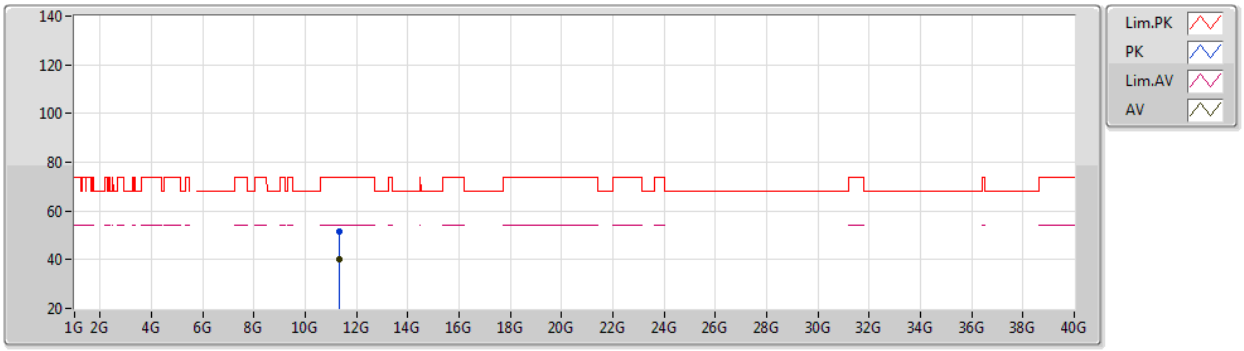

EUT Z_2TX
Setting 88
02-E-K-4

Type	Freq	Level	Limit	Margin	Raw	Dist	Condition	Azimuth	Height	Comment	AF	CL	PA
	(Hz)	(dBuV/m)	(dBuV/m)	(dB)	(dBuV)	(m)		(°)	(m)		(dB)	(dB)	(dB)
PK	11.33664G	51.79	74.00	-22.21	38.27	3	Horizontal	342	2.21	-	38.77	7.57	32.82
AV	11.3508G	39.95	54.00	-14.05	26.42	3	Horizontal	342	2.21	-	38.78	7.57	32.82

802.11ax HEW40_Nss1,(MCS0)_2TX

5710MHz Straddle 5.47-5.725GHz_TX

24/10/2020

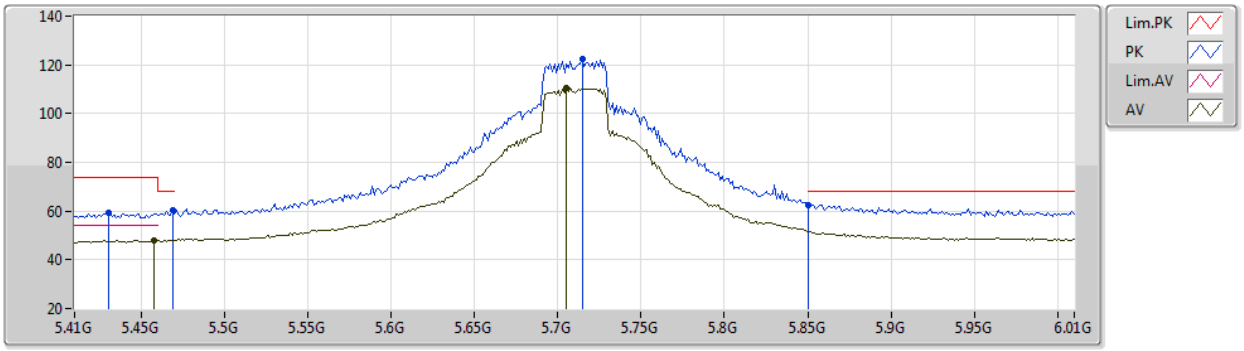

EUT Z_2TX
Setting 108
02-E-J-7-10

Type	Freq	Level	Limit	Margin	Raw	Dist	Condition	Azimuth	Height	Comment	AF	CL	PA
	(Hz)	(dBuV/m)	(dBuV/m)	(dB)	(dBuV)	(m)		(°)	(m)		(dB)	(dB)	(dB)
PK	5.4304G	59.37	74.00	-14.63	52.04	3	Vertical	89	1.12	-	33.83	5.03	31.53
PK	5.4688G	60.23	68.20	-7.97	52.78	3	Vertical	89	1.12	-	33.87	5.07	31.49
AV	5.458G	48.11	54.00	-5.89	40.69	3	Vertical	89	1.12	-	33.86	5.06	31.50
PK	5.7148G	122.22	Inf	-Inf	114.79	3	Vertical	89	1.12	-	33.80	5.09	31.46
AV	5.7052G	110.48	Inf	-Inf	103.05	3	Vertical	89	1.12	-	33.80	5.09	31.46
PK	5.85G	62.67	68.20	-5.53	55.02	3	Vertical	89	1.12	-	33.95	5.15	31.45

802.11ax HEW40_Nss1,(MCS0)_2TX

5710MHz Straddle 5.47-5.725GHz_TX

24/10/2020

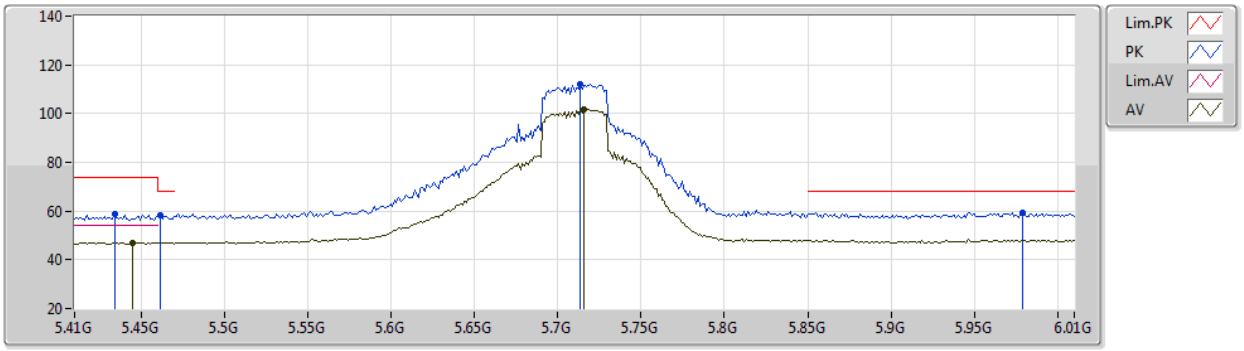

EUT Z_2TX
Setting 108
02-E-J-7-10

Type	Freq	Level	Limit	Margin	Raw	Dist	Condition	Azimuth	Height	Comment	AF	CL	PA
	(Hz)	(dBuV/m)	(dBuV/m)	(dB)	(dBuV)	(m)		(°)	(m)		(dB)	(dB)	(dB)
PK	5.434G	58.58	74.00	-15.42	51.24	3	Horizontal	296	2.66	-	33.83	5.03	31.52
AV	5.4448G	47.15	54.00	-6.85	39.78	3	Horizontal	296	2.66	-	33.84	5.04	31.51
PK	5.4616G	58.23	68.20	-9.97	50.81	3	Horizontal	296	2.66	-	33.86	5.06	31.50
PK	5.7136G	111.88	Inf	-Inf	104.45	3	Horizontal	296	2.66	-	33.80	5.09	31.46
AV	5.716G	101.84	Inf	-Inf	94.42	3	Horizontal	296	2.66	-	33.80	5.08	31.46
PK	5.9788G	59.46	68.20	-8.74	51.19	3	Horizontal	296	2.66	-	34.18	5.54	31.45

802.11ax HEW40_Nss1,(MCS0)_2TX

5710MHz Straddle 5.47-5.725GHz_TX

24/10/2020

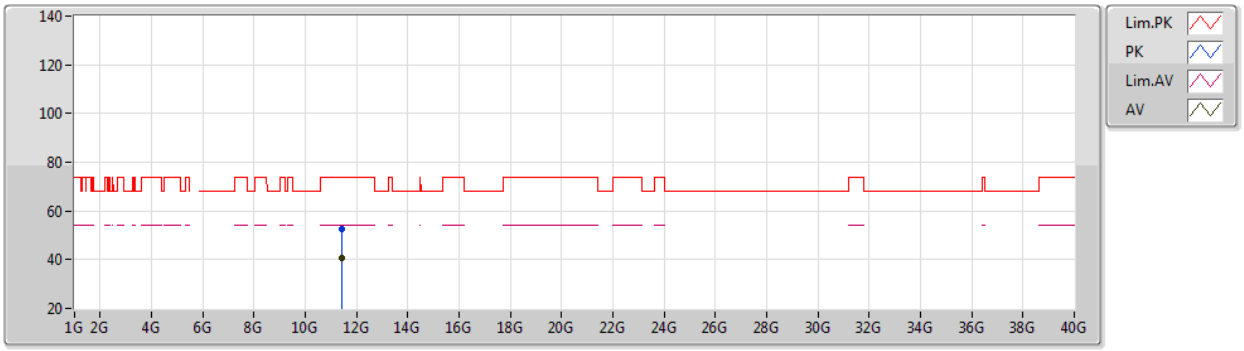

EUT Z_2TX
Setting 108
02-E-K-4

Type	Freq	Level	Limit	Margin	Raw	Dist	Condition	Azimuth	Height	Comment	AF	CL	PA
	(Hz)	(dBuV/m)	(dBuV/m)	(dB)	(dBuV)	(m)		(°)	(m)		(dB)	(dB)	(dB)
PK	11.40668G	52.54	74.00	-21.46	38.95	3	Vertical	167	2.35	-	38.83	7.59	32.83
AV	11.42342G	40.51	54.00	-13.49	26.91	3	Vertical	167	2.35	-	38.84	7.60	32.84

802.11ax HEW40_Nss1,(MCS0)_2TX

5710MHz Straddle 5.47-5.725GHz_TX

24/10/2020

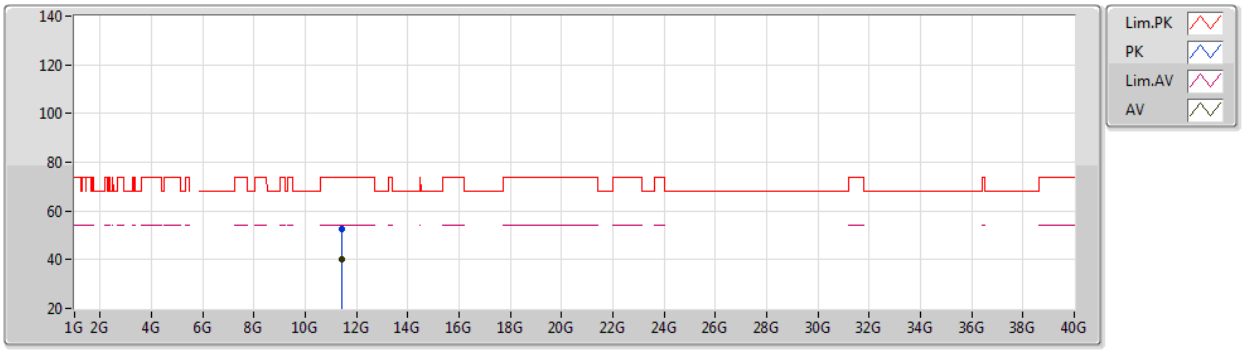

EUT Z_2TX
Setting 108
02-E-K-4

Type	Freq	Level	Limit	Margin	Raw	Dist	Condition	Azimuth	Height	Comment	AF	CL	PA
	(Hz)	(dBuV/m)	(dBuV/m)	(dB)	(dBuV)	(m)		(°)	(m)		(dB)	(dB)	(dB)
PK	11.40686G	52.66	74.00	-21.34	39.07	3	Horizontal	353	2.86	-	38.83	7.59	32.83
AV	11.40512G	40.38	54.00	-13.62	26.80	3	Horizontal	353	2.86	-	38.82	7.59	32.83

802.11ax HEW40_Nss1,(MCS0)_2TX

5755MHz_TX

24/10/2020

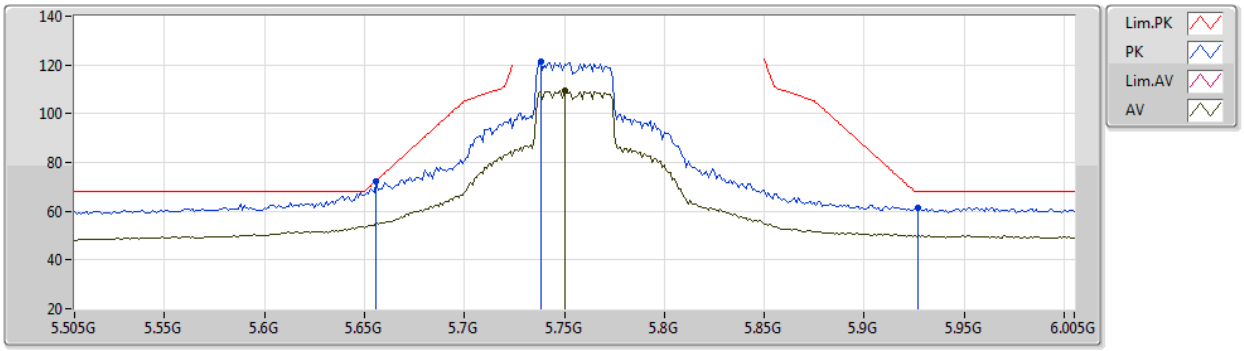

EUT Z_2TX
Setting 103
02-E-K-4-10

Type	Freq	Level	Limit	Margin	Raw	Dist	Condition	Azimuth	Height	Comment	AF	CL	PA
	(Hz)	(dBuV/m)	(dBuV/m)	(dB)	(dBuV)	(m)		(°)	(m)		(dB)	(dB)	(dB)
PK	5.656G	72.39	72.64	-0.25	64.87	3	Vertical	90	1.11	-	33.84	5.14	31.46
PK	5.738G	121.48	Inf	-Inf	114.08	3	Vertical	90	1.11	-	33.80	5.06	31.46
AV	5.75G	109.58	Inf	-Inf	102.19	3	Vertical	90	1.11	-	33.80	5.05	31.46
PK	5.927G	61.55	68.20	-6.65	53.49	3	Vertical	90	1.11	-	34.13	5.38	31.45

802.11ax HEW40_Nss1,(MCS0)_2TX

5755MHz_TX

24/10/2020

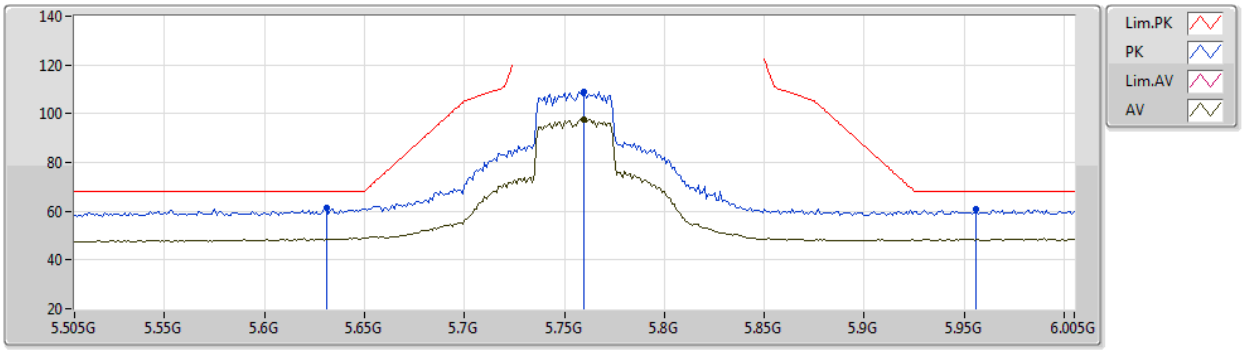

EUT Z_2TX
Setting 103
02-E-K-4-10

Type	Freq	Level	Limit	Margin	Raw	Dist	Condition	Azimuth	Height	Comment	AF	CL	PA
	(Hz)	(dBuV/m)	(dBuV/m)	(dB)	(dBuV)	(m)		(°)	(m)		(dB)	(dB)	(dB)
PK	5.631G	61.35	68.20	-6.85	53.78	3	Horizontal	94	1.80	-	33.87	5.17	31.47
PK	5.76G	109.07	Inf	-Inf	101.69	3	Horizontal	94	1.80	-	33.80	5.04	31.46
AV	5.76G	97.82	Inf	-Inf	90.44	3	Horizontal	94	1.80	-	33.80	5.04	31.46
PK	5.956G	60.67	68.20	-7.53	52.49	3	Horizontal	94	1.80	-	34.16	5.47	31.45

802.11ax HEW40_Nss1,(MCS0)_2TX

5755MHz_TX

24/10/2020

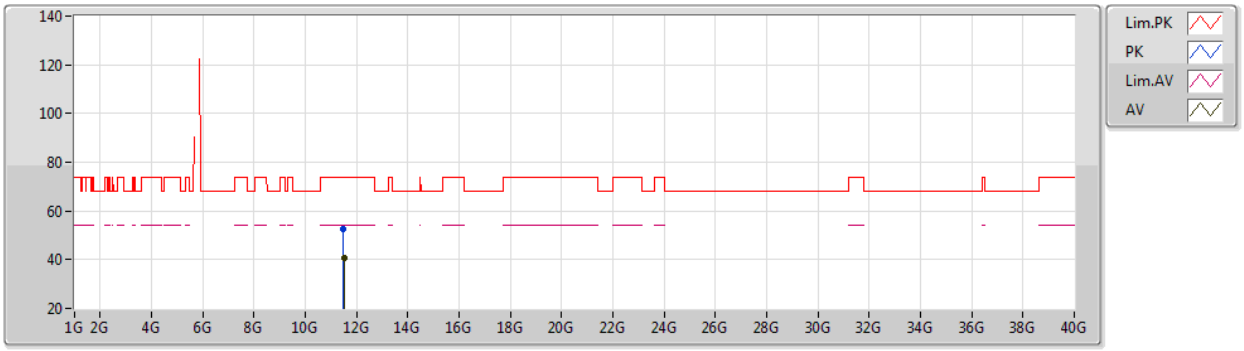

EUT Z_2TX
Setting 103
02-E-K-4

Type	Freq	Level	Limit	Margin	Raw	Dist	Condition	Azimuth	Height	Comment	AF	CL	PA
	(Hz)	(dBuV/m)	(dBuV/m)	(dB)	(dBuV)	(m)		(°)	(m)		(dB)	(dB)	(dB)
PK	11.49782G	52.80	74.00	-21.20	39.13	3	Vertical	286	1.13	-	38.90	7.62	32.85
AV	11.50766G	40.75	54.00	-13.25	27.06	3	Vertical	286	1.13	-	38.91	7.63	32.85

802.11ax HEW40_Nss1,(MCS0)_2TX

5755MHz_TX

24/10/2020

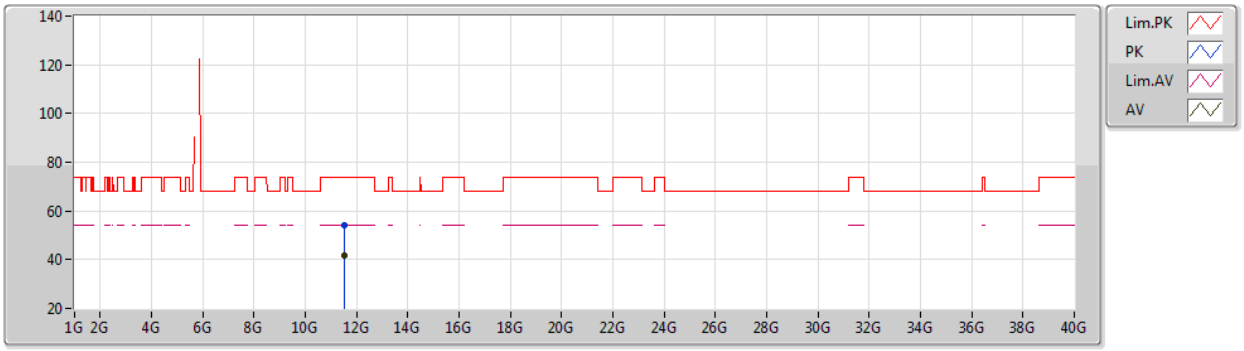

EUT Z_2TX
Setting 103
02-E-K-4

Type	Freq	Level	Limit	Margin	Raw	Dist	Condition	Azimuth	Height	Comment	AF	CL	PA
	(Hz)	(dBuV/m)	(dBuV/m)	(dB)	(dBuV)	(m)		(°)	(m)		(dB)	(dB)	(dB)
PK	11.50886G	54.28	74.00	-19.72	40.59	3	Horizontal	29	1.90	-	38.91	7.63	32.85
AV	11.51072G	41.59	54.00	-12.41	27.90	3	Horizontal	29	1.90	-	38.91	7.63	32.85

802.11ax HEW40_Nss1,(MCS0)_2TX

5795MHz_TX

24/10/2020

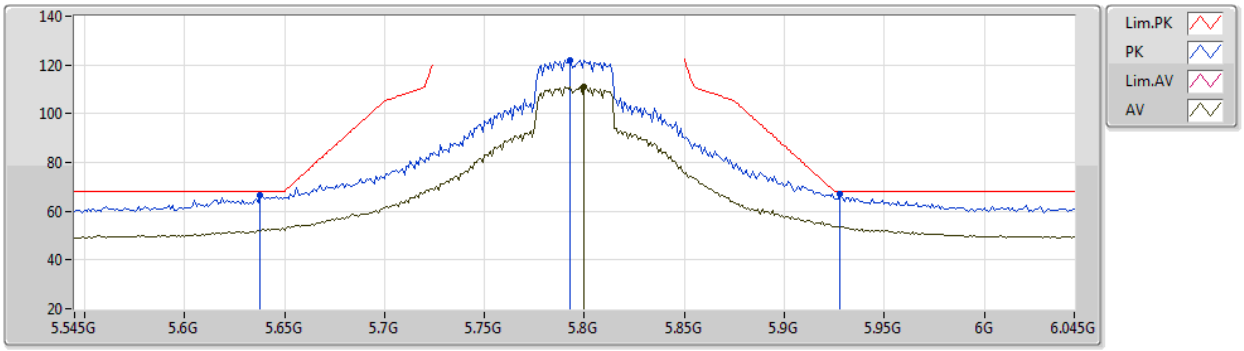

EUT Z_2TX
Setting 108
02-E-K-4-10

Type	Freq	Level	Limit	Margin	Raw	Dist	Condition	Azimuth	Height	Comment	AF	CL	PA
	(Hz)	(dBuV/m)	(dBuV/m)	(dB)	(dBuV)	(m)		(°)	(m)		(dB)	(dB)	(dB)
PK	5.638G	66.38	68.20	-1.82	58.83	3	Vertical	87	1.00	-	33.86	5.16	31.47
PK	5.793G	122.10	Inf	-Inf	114.75	3	Vertical	87	1.00	-	33.80	5.01	31.46
AV	5.8G	111.04	Inf	-Inf	103.70	3	Vertical	87	1.00	-	33.80	5.00	31.46
PK	5.928G	67.13	68.20	-1.07	59.07	3	Vertical	87	1.00	-	34.13	5.38	31.45

802.11ax HEW40_Nss1,(MCS0)_2TX

5795MHz_TX

24/10/2020

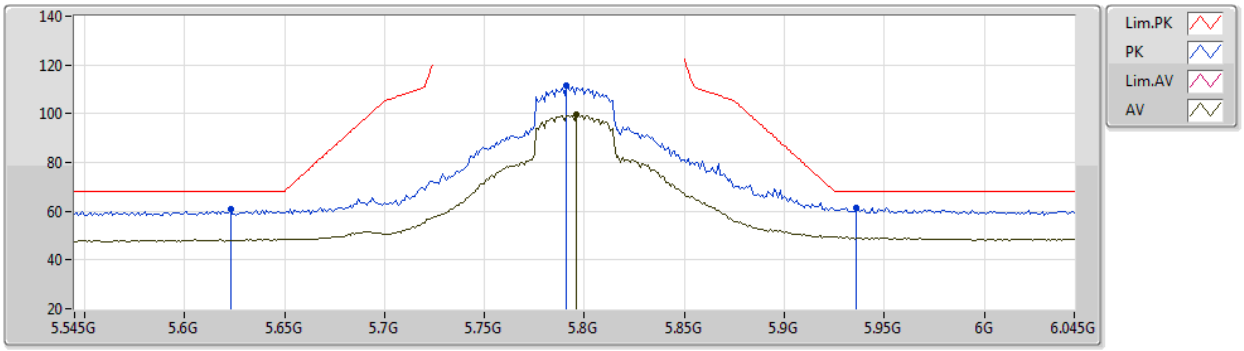

EUT Z_2TX
Setting 108
02-E-K-4-10

Type	Freq	Level	Limit	Margin	Raw	Dist	Condition	Azimuth	Height	Comment	AF	CL	PA
	(Hz)	(dBuV/m)	(dBuV/m)	(dB)	(dBuV)	(m)		(°)	(m)		(dB)	(dB)	(dB)
PK	5.623G	60.68	68.20	-7.52	53.09	3	Horizontal	98	1.31	-	33.88	5.18	31.47
PK	5.791G	111.40	Inf	-Inf	104.05	3	Horizontal	98	1.31	-	33.80	5.01	31.46
AV	5.796G	99.44	Inf	-Inf	92.10	3	Horizontal	98	1.31	-	33.80	5.00	31.46
PK	5.936G	61.57	68.20	-6.63	53.47	3	Horizontal	98	1.31	-	34.14	5.41	31.45

802.11ax HEW40_Nss1,(MCS0)_2TX

5795MHz_TX

24/10/2020

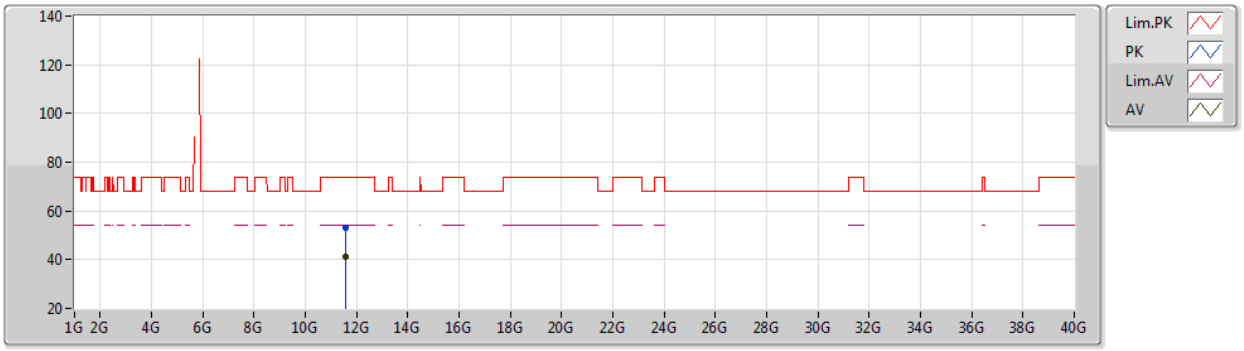

EUT Z_2TX
Setting 108
02-E-K-4

Type	Freq	Level	Limit	Margin	Raw	Dist	Condition	Azimuth	Height	Comment	AF	CL	PA
	(Hz)	(dBuV/m)	(dBuV/m)	(dB)	(dBuV)	(m)		(°)	(m)		(dB)	(dB)	(dB)
PK	11.59024G	52.85	74.00	-21.15	39.09	3	Vertical	173	2.38	-	38.97	7.66	32.87
AV	11.59078G	40.97	54.00	-13.03	27.21	3	Vertical	173	2.38	-	38.97	7.66	32.87

802.11ax HEW40_Nss1,(MCS0)_2TX

5795MHz_TX

24/10/2020

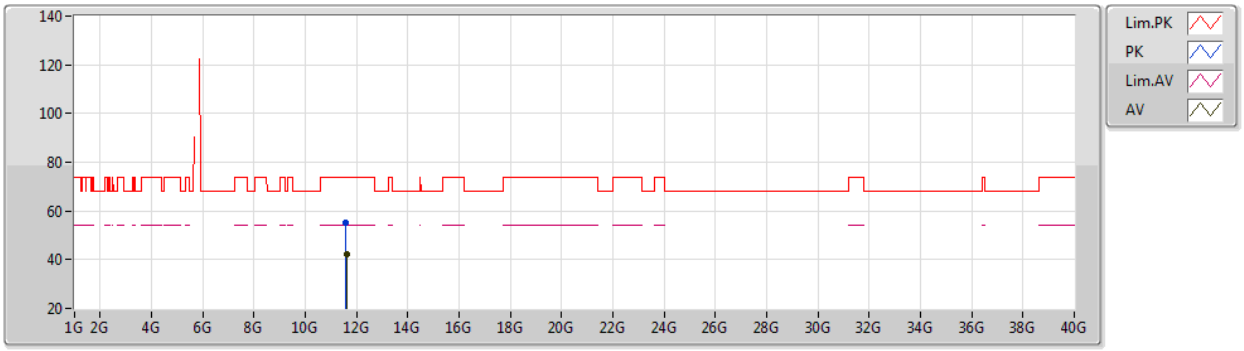

EUT Z_2TX
Setting 108
02-E-K-4

Type	Freq	Level	Limit	Margin	Raw	Dist	Condition	Azimuth	Height	Comment	AF	CL	PA
	(Hz)	(dBuV/m)	(dBuV/m)	(dB)	(dBuV)	(m)		(°)	(m)		(dB)	(dB)	(dB)
PK	11.58142G	55.07	74.00	-18.93	41.31	3	Horizontal	67	1.94	-	38.97	7.65	32.86
AV	11.5999G	42.40	54.00	-11.60	28.63	3	Horizontal	67	1.94	-	38.98	7.66	32.87

802.11ax HEW80_Nss1,(MCS0)_2TX

5210MHz_TX

24/10/2020

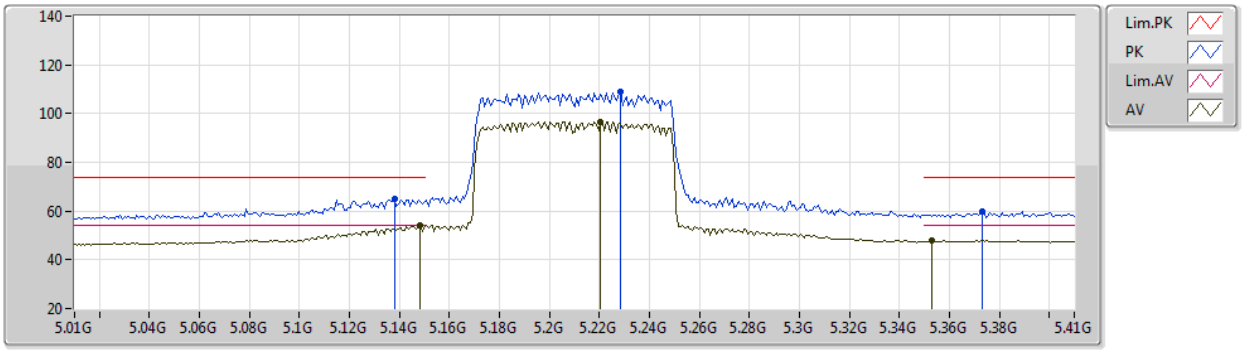

EUT Z_2TX
Setting 65
02-E-K-4-10

Type	Freq	Level	Limit	Margin	Raw	Dist	Condition	Azimuth	Height	Comment	AF	CL	PA
	(Hz)	(dBuV/m)	(dBuV/m)	(dB)	(dBuV)	(m)		(°)	(m)		(dB)	(dB)	(dB)
PK	5.138G	64.97	74.00	-9.03	58.28	3	Vertical	83	1.01	-	33.44	4.98	31.73
AV	5.1484G	53.92	54.00	-0.08	47.20	3	Vertical	83	1.01	-	33.45	5.00	31.73
PK	5.2284G	109.13	Inf	-Inf	102.15	3	Vertical	83	1.01	-	33.56	5.09	31.67
AV	5.2204G	96.69	Inf	-Inf	89.74	3	Vertical	83	1.01	-	33.54	5.09	31.68
PK	5.3732G	59.83	74.00	-14.17	52.62	3	Vertical	83	1.01	-	33.77	5.01	31.57
AV	5.3532G	47.93	54.00	-6.07	40.74	3	Vertical	83	1.01	-	33.75	5.02	31.58

802.11ax HEW80_Nss1,(MCS0)_2TX

5210MHz_TX

24/10/2020

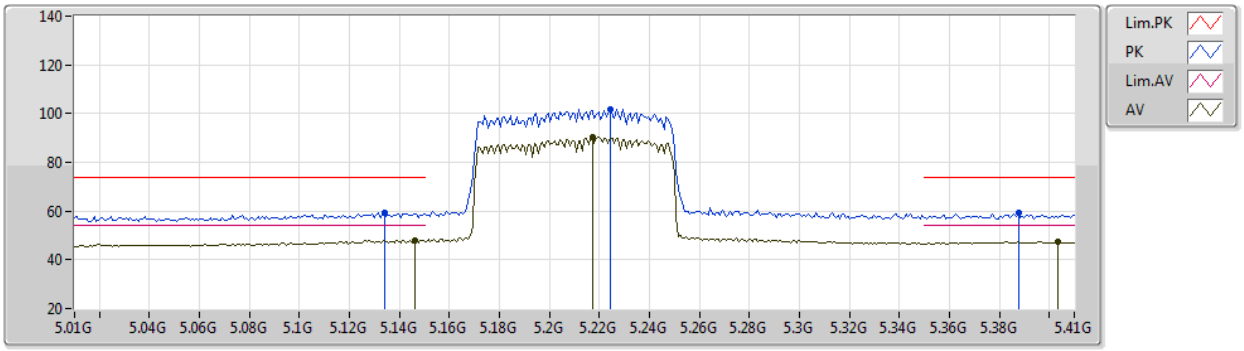

EUT Z_2TX
Setting 65
02-E-K-4-10

Type	Freq	Level	Limit	Margin	Raw	Dist	Condition	Azimuth	Height	Comment	AF	CL	PA
	(Hz)	(dBuV/m)	(dBuV/m)	(dB)	(dBuV)	(m)		(°)	(m)		(dB)	(dB)	(dB)
PK	5.134G	59.44	74.00	-14.56	52.78	3	Horizontal	126	1.03	-	33.43	4.97	31.74
AV	5.146G	47.99	54.00	-6.01	41.28	3	Horizontal	126	1.03	-	33.45	4.99	31.73
PK	5.2244G	101.95	Inf	-Inf	94.98	3	Horizontal	126	1.03	-	33.55	5.09	31.67
AV	5.2172G	90.18	Inf	-Inf	83.24	3	Horizontal	126	1.03	-	33.53	5.09	31.68
PK	5.3876G	59.50	74.00	-14.50	52.26	3	Horizontal	126	1.03	-	33.79	5.01	31.56
AV	5.4036G	47.30	54.00	-6.70	40.05	3	Horizontal	126	1.03	-	33.80	5.00	31.55

802.11ax HEW80_Nss1,(MCS0)_2TX

5210MHz_TX

24/10/2020

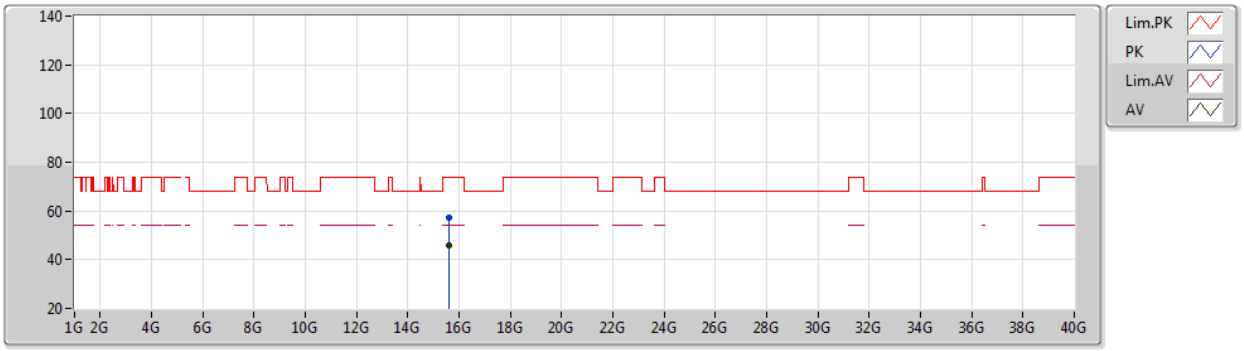

EUT Z_2TX
Setting 65
02-E-K-4

Type	Freq	Level	Limit	Margin	Raw	Dist	Condition	Azimuth	Height	Comment	AF	CL	PA
	(Hz)	(dBuV/m)	(dBuV/m)	(dB)	(dBuV)	(m)		(°)	(m)		(dB)	(dB)	(dB)
PK	15.60948G	57.29	74.00	-16.71	42.56	3	Vertical	3	2.90	-	38.53	9.06	32.86
AV	15.60756G	46.07	54.00	-7.93	31.33	3	Vertical	3	2.90	-	38.54	9.06	32.86

802.11ax HEW80_Nss1,(MCS0)_2TX

5210MHz_TX

24/10/2020

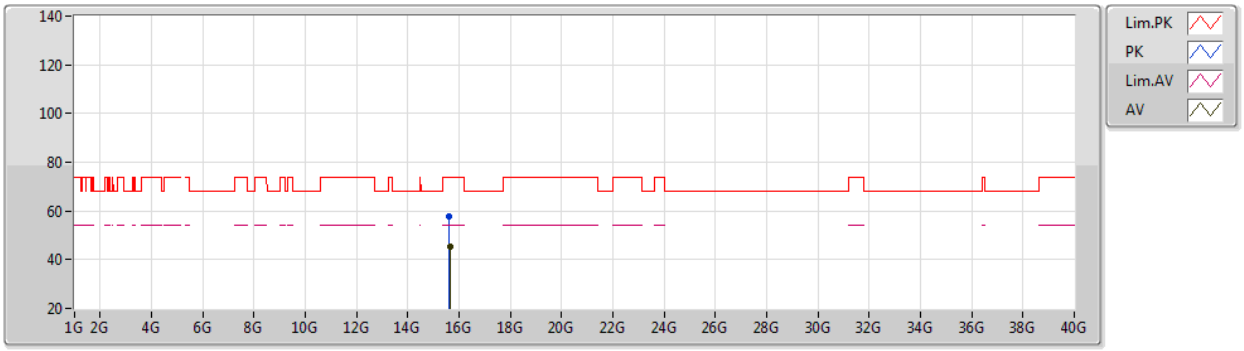

EUT Z_2TX
Setting 65
02-E-K-4

Type	Freq	Level	Limit	Margin	Raw	Dist	Condition	Azimuth	Height	Comment	AF	CL	PA
	(Hz)	(dBuV/m)	(dBuV/m)	(dB)	(dBuV)	(m)		(°)	(m)		(dB)	(dB)	(dB)
PK	15.62196G	57.92	74.00	-16.08	43.21	3	Horizontal	141	2.45	-	38.50	9.07	32.86
AV	15.64116G	45.54	54.00	-8.46	30.89	3	Horizontal	141	2.45	-	38.44	9.07	32.86

802.11ax HEW80_Nss1,(MCS0)_2TX

5290MHz_TX

24/10/2020

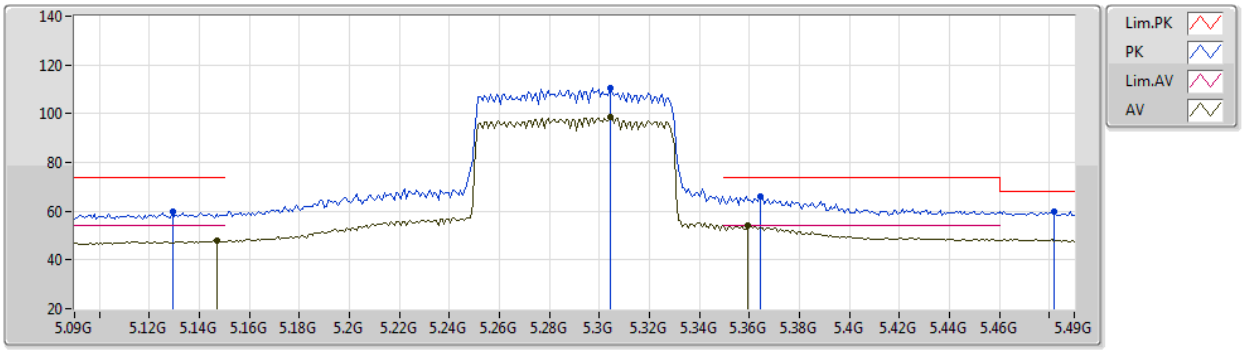

EUT Z_2TX
Setting 70
02-E-K-4-10

Type	Freq	Level	Limit	Margin	Raw	Dist	Condition	Azimuth	Height	Comment	AF	CL	PA
	(Hz)	(dBuV/m)	(dBuV/m)	(dB)	(dBuV)	(m)		(°)	(m)		(dB)	(dB)	(dB)
PK	5.1292G	59.61	74.00	-14.39	52.96	3	Vertical	352	1.00	-	33.43	4.96	31.74
AV	5.1468G	48.00	54.00	-6.00	41.29	3	Vertical	352	1.00	-	33.45	4.99	31.73
PK	5.3044G	110.57	Inf	-Inf	103.44	3	Vertical	352	1.00	-	33.70	5.05	31.62
AV	5.3044G	98.41	Inf	-Inf	91.28	3	Vertical	352	1.00	-	33.70	5.05	31.62
PK	5.3644G	66.23	74.00	-7.77	59.02	3	Vertical	352	1.00	-	33.76	5.02	31.57
AV	5.3596G	53.94	54.00	-0.06	46.74	3	Vertical	352	1.00	-	33.76	5.02	31.58
PK	5.482G	59.87	68.20	-8.33	52.39	3	Vertical	352	1.00	-	33.88	5.08	31.48

802.11ax HEW80_Nss1,(MCS0)_2TX

5290MHz_TX

24/10/2020

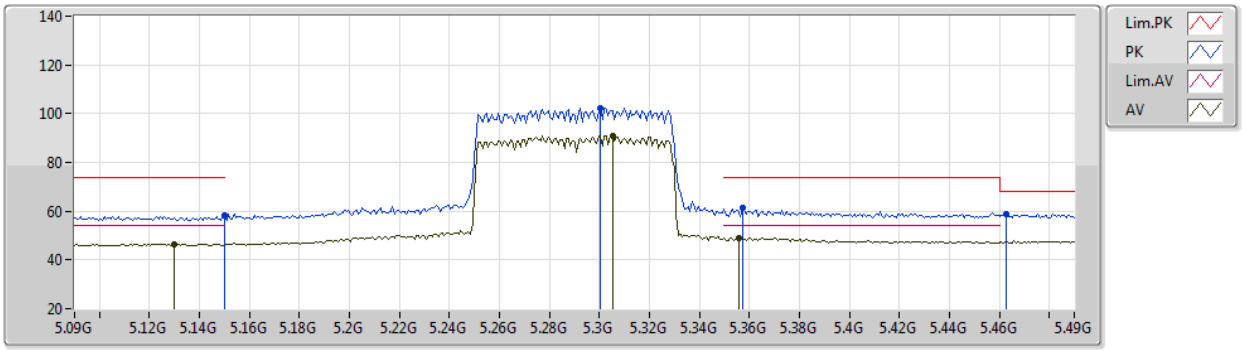

EUT Z_2TX
Setting 70
02-E-K-4-10

Type	Freq	Level	Limit	Margin	Raw	Dist	Condition	Azimuth	Height	Comment	AF	CL	PA
	(Hz)	(dBuV/m)	(dBuV/m)	(dB)	(dBuV)	(m)		(°)	(m)		(dB)	(dB)	(dB)
PK	5.15G	58.10	74.00	-15.90	51.38	3	Horizontal	120	1.09	-	33.45	5.00	31.73
AV	5.13G	46.51	54.00	-7.49	39.86	3	Horizontal	120	1.09	-	33.43	4.96	31.74
PK	5.3004G	102.43	Inf	-Inf	95.30	3	Horizontal	120	1.09	-	33.70	5.05	31.62
AV	5.3052G	91.08	Inf	-Inf	83.94	3	Horizontal	120	1.09	-	33.71	5.05	31.62
PK	5.3572G	61.53	74.00	-12.47	54.33	3	Horizontal	120	1.09	-	33.76	5.02	31.58
AV	5.3556G	48.97	54.00	-5.03	41.77	3	Horizontal	120	1.09	-	33.76	5.02	31.58
PK	5.4628G	58.95	68.20	-9.25	51.53	3	Horizontal	120	1.09	-	33.86	5.06	31.50

802.11ax HEW80_Nss1,(MCS0)_2TX

5290MHz_TX

24/10/2020

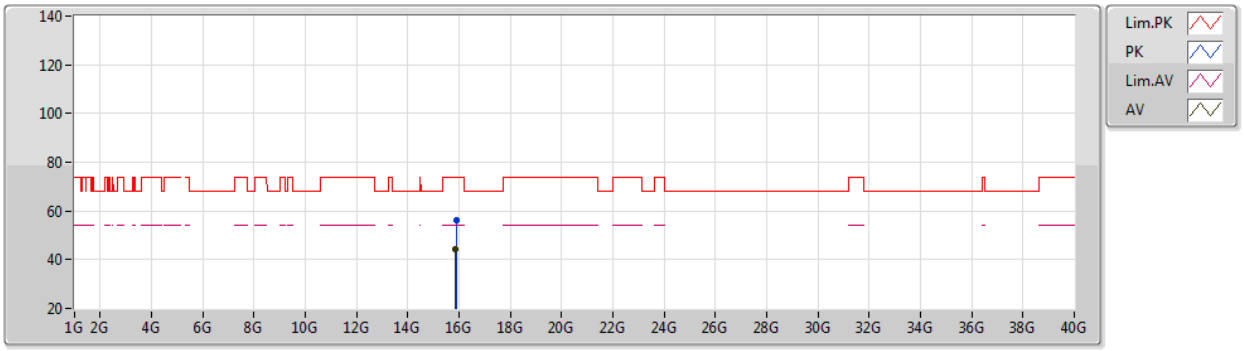

EUT Z_2TX
Setting 70
02-E-K-4

Type	Freq	Level	Limit	Margin	Raw	Dist	Condition	Azimuth	Height	Comment	AF	CL	PA
	(Hz)	(dBuV/m)	(dBuV/m)	(dB)	(dBuV)	(m)		(°)	(m)		(dB)	(dB)	(dB)
PK	15.89628G	56.07	74.00	-17.93	42.08	3	Vertical	145	2.64	-	37.70	9.16	32.87
AV	15.8742G	44.22	54.00	-9.78	30.17	3	Vertical	145	2.64	-	37.76	9.16	32.87

802.11ax HEW80_Nss1,(MCS0)_2TX

5290MHz_TX

24/10/2020

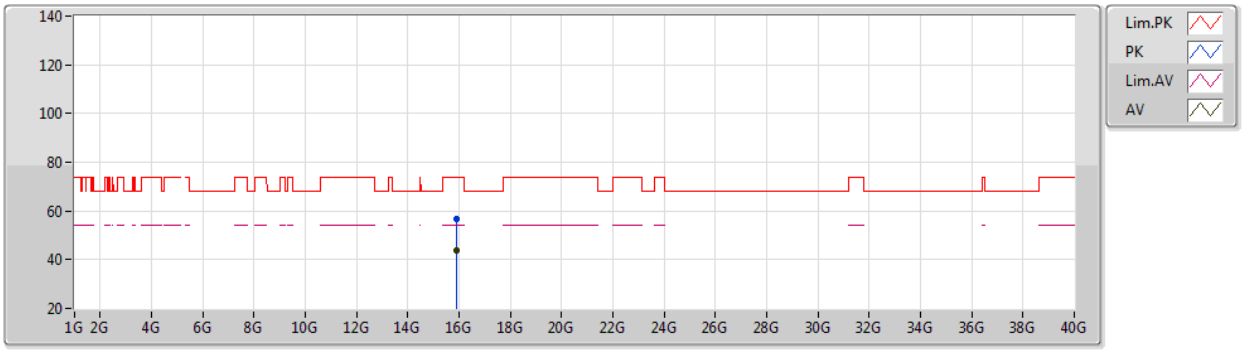

EUT Z_2TX
Setting 70
02-E-K-4

Type	Freq	Level	Limit	Margin	Raw	Dist	Condition	Azimuth	Height	Comment	AF	CL	PA
	(Hz)	(dBuV/m)	(dBuV/m)	(dB)	(dBuV)	(m)		(°)	(m)		(dB)	(dB)	(dB)
PK	15.8802G	56.70	74.00	-17.30	42.66	3	Horizontal	206	2.75	-	37.75	9.16	32.87
AV	15.8892G	44.01	54.00	-9.99	30.00	3	Horizontal	206	2.75	-	37.72	9.16	32.87

802.11ax HEW80_Nss1,(MCS0)_2TX

5530MHz_TX

24/10/2020

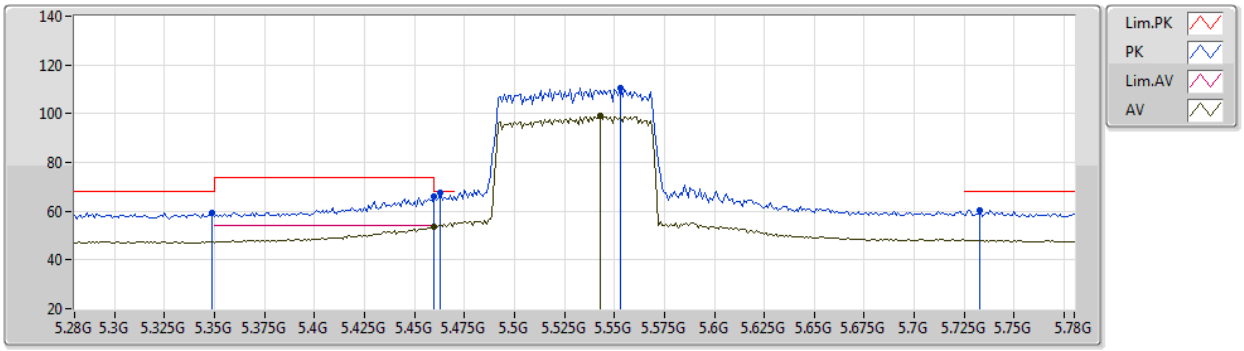

EUT Z_2TX
Setting 74
02-E-K-4-10

Type	Freq	Level	Limit	Margin	Raw	Dist	Condition	Azimuth	Height	Comment	AF	CL	PA
	(Hz)	(dBuV/m)	(dBuV/m)	(dB)	(dBuV)	(m)		(°)	(m)		(dB)	(dB)	(dB)
PK	5.349G	59.18	68.20	-9.02	51.99	3	Vertical	89	1.23	-	33.75	5.03	31.59
PK	5.46G	65.86	74.00	-8.14	58.44	3	Vertical	89	1.23	-	33.86	5.06	31.50
AV	5.46G	53.84	54.00	-0.16	46.42	3	Vertical	89	1.23	-	33.86	5.06	31.50
PK	5.463G	67.36	68.20	-0.84	59.94	3	Vertical	89	1.23	-	33.86	5.06	31.50
PK	5.553G	110.50	Inf	-Inf	102.92	3	Vertical	89	1.23	-	33.90	5.15	31.47
AV	5.543G	99.23	Inf	-Inf	91.66	3	Vertical	89	1.23	-	33.90	5.14	31.47
PK	5.733G	60.38	68.20	-7.82	52.97	3	Vertical	89	1.23	-	33.80	5.07	31.46

802.11ax HEW80_Nss1,(MCS0)_2TX

5530MHz_TX

24/10/2020

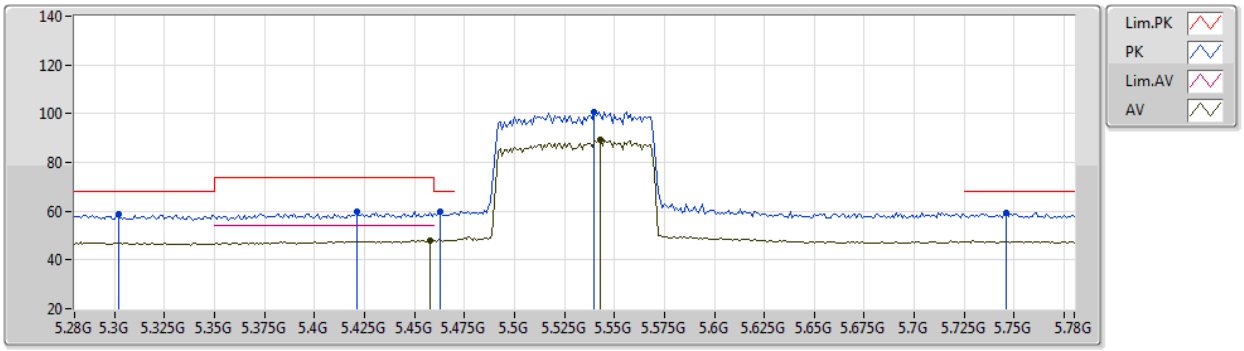

EUT Z_2TX
Setting 74
02-E-K-4-10

Type	Freq	Level	Limit	Margin	Raw	Dist	Condition	Azimuth	Height	Comment	AF	CL	PA
	(Hz)	(dBuV/m)	(dBuV/m)	(dB)	(dBuV)	(m)		(°)	(m)		(dB)	(dB)	(dB)
PK	5.302G	58.78	68.20	-9.42	51.65	3	Horizontal	96	2.27	-	33.70	5.05	31.62
PK	5.421G	59.99	74.00	-14.01	52.68	3	Horizontal	96	2.27	-	33.82	5.02	31.53
PK	5.463G	59.82	68.20	-8.38	52.40	3	Horizontal	96	2.27	-	33.86	5.06	31.50
AV	5.458G	48.00	54.00	-6.00	40.58	3	Horizontal	96	2.27	-	33.86	5.06	31.50
PK	5.54G	100.68	Inf	-Inf	93.11	3	Horizontal	96	2.27	-	33.90	5.14	31.47
AV	5.543G	89.32	Inf	-Inf	81.75	3	Horizontal	96	2.27	-	33.90	5.14	31.47
PK	5.746G	59.17	68.20	-9.03	51.78	3	Horizontal	96	2.27	-	33.80	5.05	31.46

802.11ax HEW80_Nss1,(MCS0)_2TX

5530MHz_TX

24/10/2020

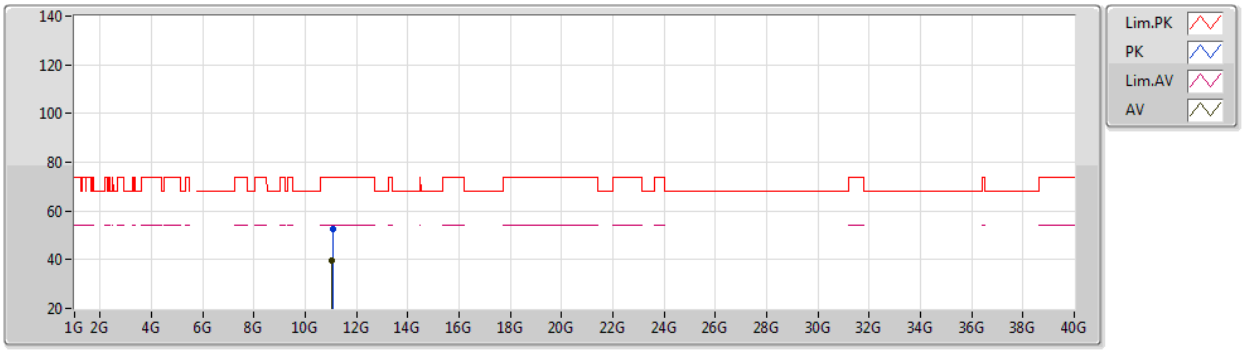

EUT Z_2TX
Setting 74
02-E-K-4

Type	Freq	Level	Limit	Margin	Raw	Dist	Condition	Azimuth	Height	Comment	AF	CL	PA
	(Hz)	(dBuV/m)	(dBuV/m)	(dB)	(dBuV)	(m)		(°)	(m)		(dB)	(dB)	(dB)
PK	11.08448G	52.47	74.00	-21.53	39.20	3	Vertical	141	1.76	-	38.57	7.48	32.78
AV	11.04968G	39.87	54.00	-14.13	26.63	3	Vertical	141	1.76	-	38.54	7.47	32.77

802.11ax HEW80_Nss1,(MCS0)_2TX

5530MHz_TX

24/10/2020

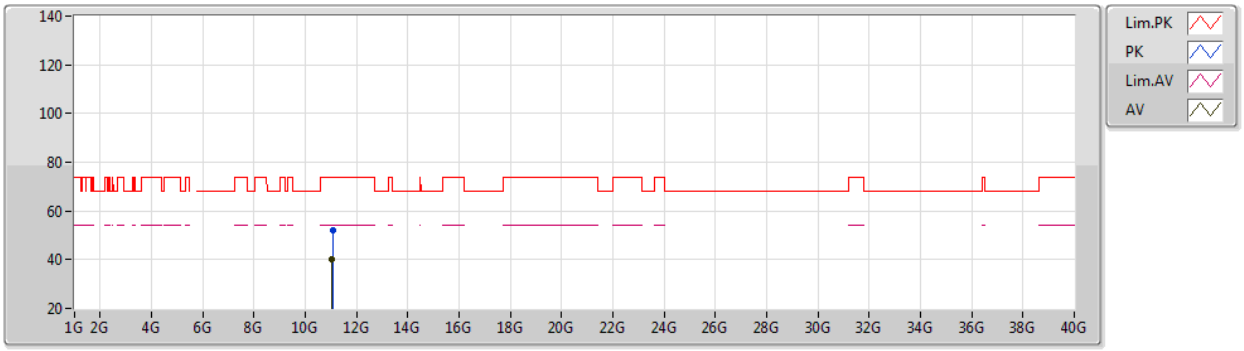

EUT Z_2TX
Setting 74
02-E-K-4

Type	Freq	Level	Limit	Margin	Raw	Dist	Condition	Azimuth	Height	Comment	AF	CL	PA
	(Hz)	(dBuV/m)	(dBuV/m)	(dB)	(dBuV)	(m)		(°)	(m)		(dB)	(dB)	(dB)
PK	11.08232G	52.10	74.00	-21.90	38.82	3	Horizontal	320	1.29	-	38.57	7.48	32.77
AV	11.05664G	39.95	54.00	-14.05	26.70	3	Horizontal	320	1.29	-	38.55	7.47	32.77

802.11ax HEW80_Nss1,(MCS0)_2TX

5610MHz_TX

24/10/2020

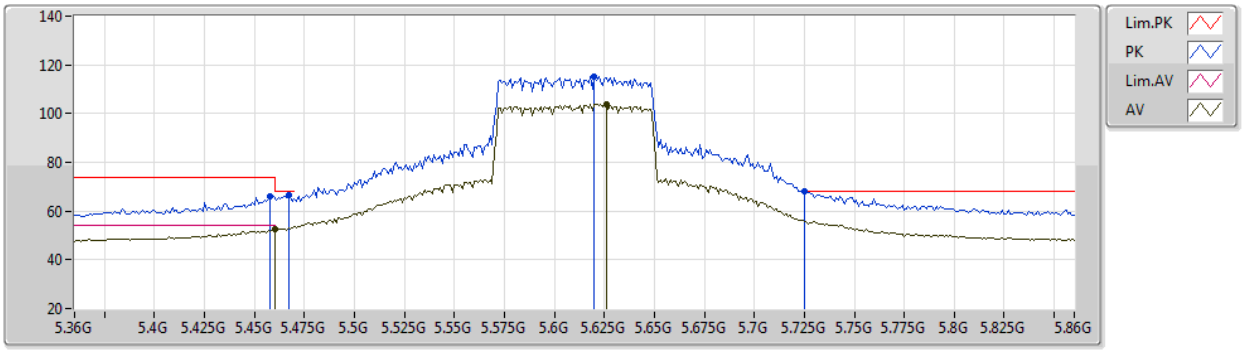

EUT Z_2TX
Setting 92
02-E-K-4-10

Type	Freq	Level	Limit	Margin	Raw	Dist	Condition	Azimuth	Height	Comment	AF	CL	PA
	(Hz)	(dBuV/m)	(dBuV/m)	(dB)	(dBuV)	(m)		(°)	(m)		(dB)	(dB)	(dB)
PK	5.458G	66.15	74.00	-7.85	58.73	3	Vertical	88	1.00	-	33.86	5.06	31.50
AV	5.46G	52.46	54.00	-1.54	45.04	3	Vertical	88	1.00	-	33.86	5.06	31.50
PK	5.467G	66.67	68.20	-1.53	59.23	3	Vertical	88	1.00	-	33.87	5.07	31.50
PK	5.62G	115.34	Inf	-Inf	107.75	3	Vertical	88	1.00	-	33.88	5.18	31.47
AV	5.626G	103.96	Inf	-Inf	96.39	3	Vertical	88	1.00	-	33.87	5.17	31.47
PK	5.725G	68.05	68.20	-0.15	60.63	3	Vertical	88	1.00	-	33.80	5.08	31.46

802.11ax HEW80_Nss1,(MCS0)_2TX

5610MHz_TX

24/10/2020

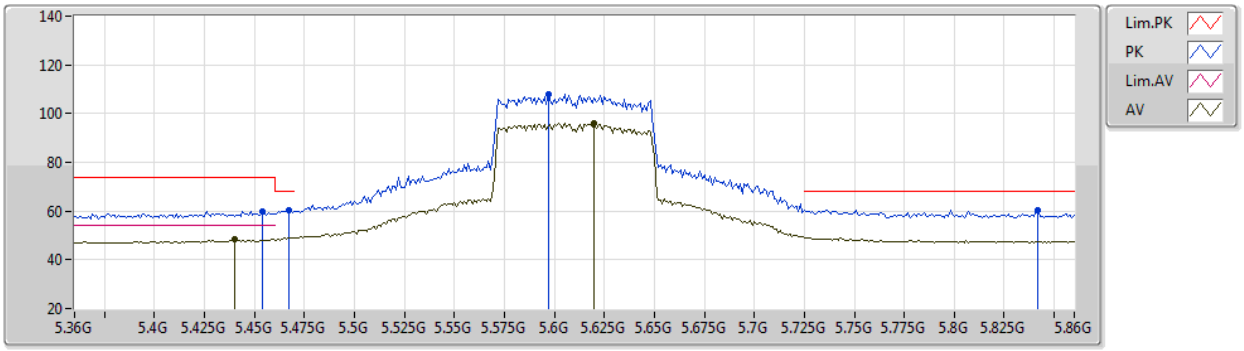

EUT Z_2TX
Setting 92
02-E-K-4-10

Type	Freq	Level	Limit	Margin	Raw	Dist	Condition	Azimuth	Height	Comment	AF	CL	PA
	(Hz)	(dBuV/m)	(dBuV/m)	(dB)	(dBuV)	(m)		(°)	(m)		(dB)	(dB)	(dB)
PK	5.454G	59.90	74.00	-14.10	52.51	3	Horizontal	112	1.13	-	33.85	5.05	31.51
AV	5.44G	48.40	54.00	-5.60	41.04	3	Horizontal	112	1.13	-	33.84	5.04	31.52
PK	5.467G	60.17	68.20	-8.03	52.73	3	Horizontal	112	1.13	-	33.87	5.07	31.50
PK	5.597G	107.94	Inf	-Inf	100.31	3	Horizontal	112	1.13	-	33.90	5.20	31.47
AV	5.62G	96.02	Inf	-Inf	88.43	3	Horizontal	112	1.13	-	33.88	5.18	31.47
PK	5.842G	60.43	68.20	-7.77	52.83	3	Horizontal	112	1.13	-	33.93	5.13	31.46

802.11ax HEW80_Nss1,(MCS0)_2TX

5610MHz_TX

24/10/2020

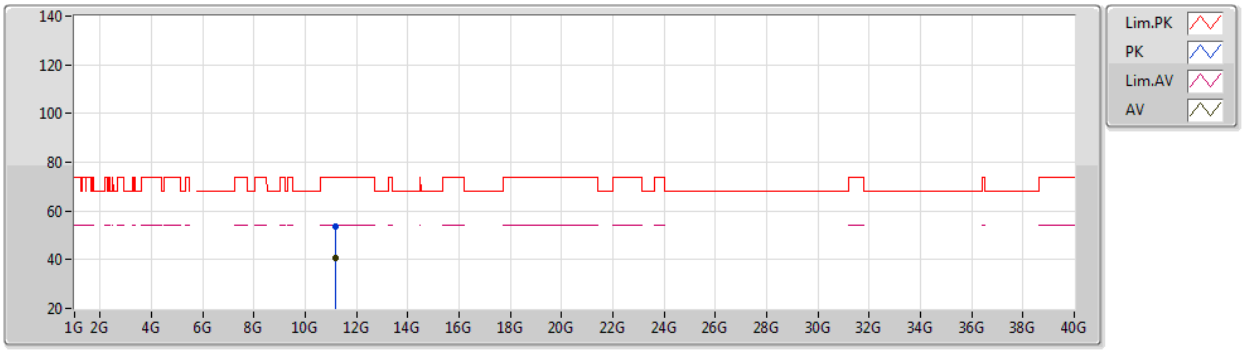

EUT Z_2TX
Setting 92
02-E-K-4

Type	Freq	Level	Limit	Margin	Raw	Dist	Condition	Azimuth	Height	Comment	AF	CL	PA
	(Hz)	(dBuV/m)	(dBuV/m)	(dB)	(dBuV)	(m)		(°)	(m)		(dB)	(dB)	(dB)
PK	11.2002G	53.47	74.00	-20.53	40.09	3	Vertical	79	2.15	-	38.66	7.52	32.80
AV	11.20068G	40.44	54.00	-13.56	27.06	3	Vertical	79	2.15	-	38.66	7.52	32.80

802.11ax HEW80_Nss1,(MCS0)_2TX

5610MHz_TX

24/10/2020

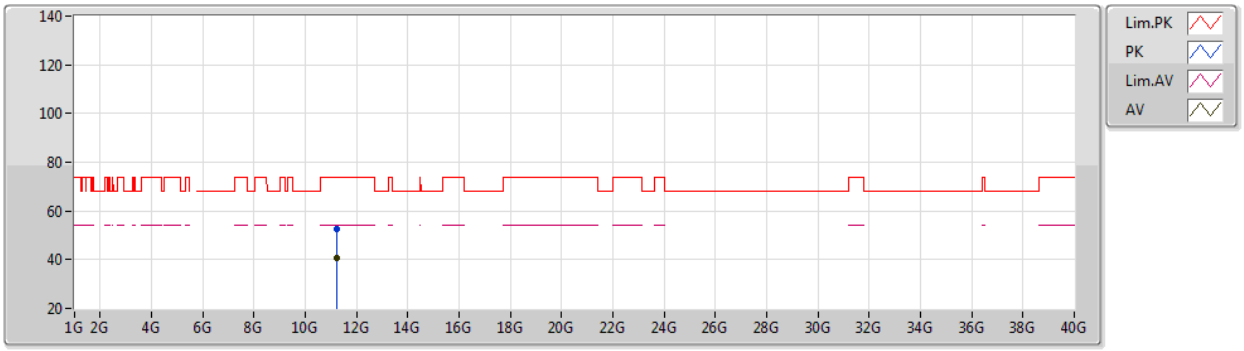

EUT Z_2TX
Setting 92
02-E-K-4

Type	Freq	Level	Limit	Margin	Raw	Dist	Condition	Azimuth	Height	Comment	AF	CL	PA
	(Hz)	(dBuV/m)	(dBuV/m)	(dB)	(dBuV)	(m)		(°)	(m)		(dB)	(dB)	(dB)
PK	11.20656G	52.37	74.00	-21.63	38.98	3	Horizontal	82	1.23	-	38.67	7.52	32.80
AV	11.2362G	40.65	54.00	-13.35	27.23	3	Horizontal	82	1.23	-	38.69	7.53	32.80

802.11ax HEW80_Nss1,(MCS0)_2TX

5690MHz Straddle 5.47-5.725GHz_TX

24/10/2020

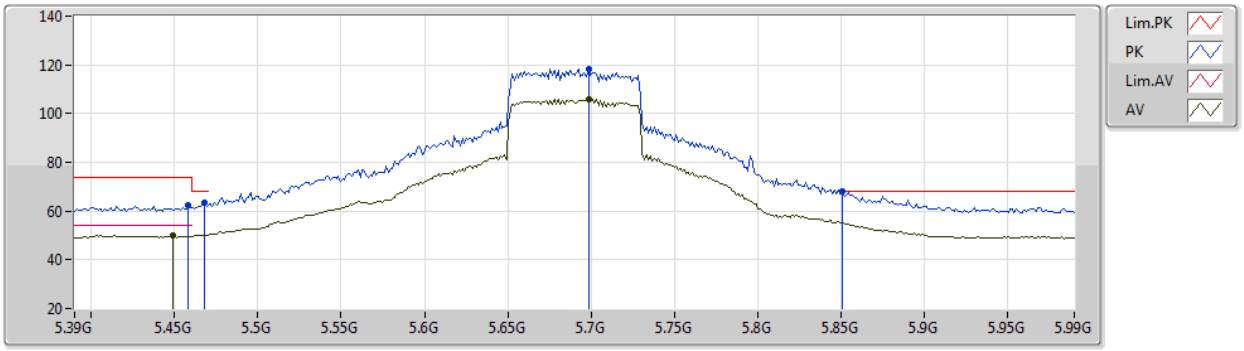

EUT Z_2TX
Setting 103
02-E-K-4-10

Type	Freq	Level	Limit	Margin	Raw	Dist	Condition	Azimuth	Height	Comment	AF	CL	PA
	(Hz)	(dBuV/m)	(dBuV/m)	(dB)	(dBuV)	(m)		(°)	(m)		(dB)	(dB)	(dB)
PK	5.4584G	62.29	74.00	-11.71	54.87	3	Vertical	93	2.73	-	33.86	5.06	31.50
AV	5.4488G	49.92	54.00	-4.08	42.53	3	Vertical	93	2.73	-	33.85	5.05	31.51
PK	5.468G	63.40	68.20	-4.80	55.96	3	Vertical	93	2.73	-	33.87	5.07	31.50
PK	5.6984G	118.47	Inf	-Inf	111.03	3	Vertical	93	2.73	-	33.80	5.10	31.46
AV	5.6984G	105.91	Inf	-Inf	98.47	3	Vertical	93	2.73	-	33.80	5.10	31.46
PK	5.8508G	67.95	68.20	-0.25	60.30	3	Vertical	93	2.73	-	33.95	5.15	31.45

802.11ax HEW80_Nss1,(MCS0)_2TX

5690MHz Straddle 5.47-5.725GHz_TX

24/10/2020

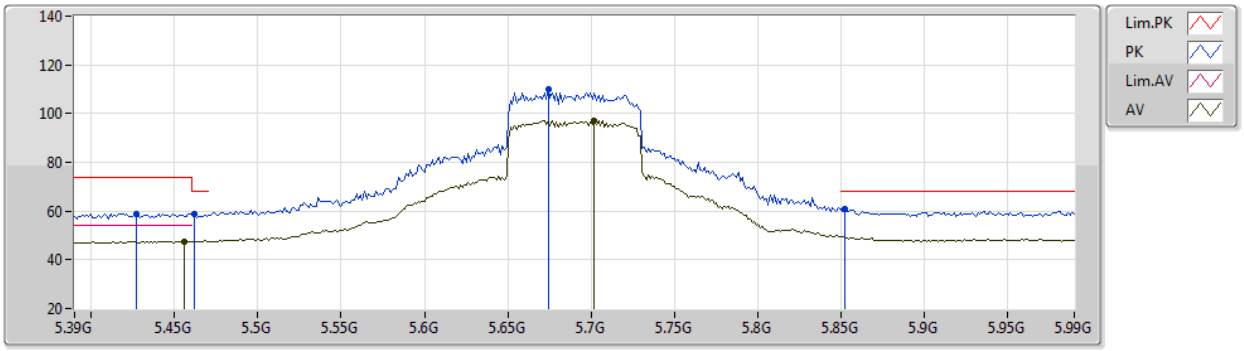

EUT Z_2TX
Setting 103
02-E-K-4-10

Type	Freq	Level	Limit	Margin	Raw	Dist	Condition	Azimuth	Height	Comment	AF	CL	PA
	(Hz)	(dBuV/m)	(dBuV/m)	(dB)	(dBuV)	(m)		(°)	(m)		(dB)	(dB)	(dB)
PK	5.4272G	59.02	74.00	-14.98	51.69	3	Horizontal	310	2.36	-	33.83	5.03	31.53
PK	5.462G	58.68	68.20	-9.52	51.26	3	Horizontal	310	2.36	-	33.86	5.06	31.50
AV	5.456G	47.55	54.00	-6.45	40.14	3	Horizontal	310	2.36	-	33.86	5.06	31.51
PK	5.6744G	110.08	Inf	-Inf	102.58	3	Horizontal	310	2.36	-	33.83	5.13	31.46
AV	5.702G	97.16	Inf	-Inf	89.72	3	Horizontal	310	2.36	-	33.80	5.10	31.46
PK	5.852G	60.95	68.20	-7.25	53.28	3	Horizontal	310	2.36	-	33.96	5.16	31.45

802.11ax HEW80_Nss1,(MCS0)_2TX

5690MHz Straddle 5.47-5.725GHz_TX

24/10/2020

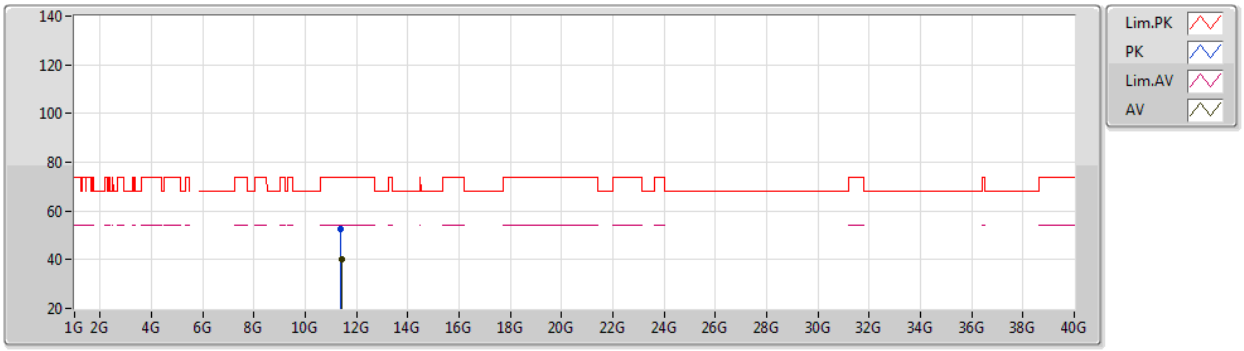

EUT Z_2TX
Setting 103
02-E-K-4

Type	Freq	Level	Limit	Margin	Raw	Dist	Condition	Azimuth	Height	Comment	AF	CL	PA
	(Hz)	(dBuV/m)	(dBuV/m)	(dB)	(dBuV)	(m)		(°)	(m)		(dB)	(dB)	(dB)
PK	11.35768G	52.41	74.00	-21.59	38.86	3	Vertical	46	2.98	-	38.79	7.58	32.82
AV	11.40172G	40.39	54.00	-13.61	26.81	3	Vertical	46	2.98	-	38.82	7.59	32.83

802.11ax HEW80_Nss1,(MCS0)_2TX

5690MHz Straddle 5.47-5.725GHz_TX

24/10/2020

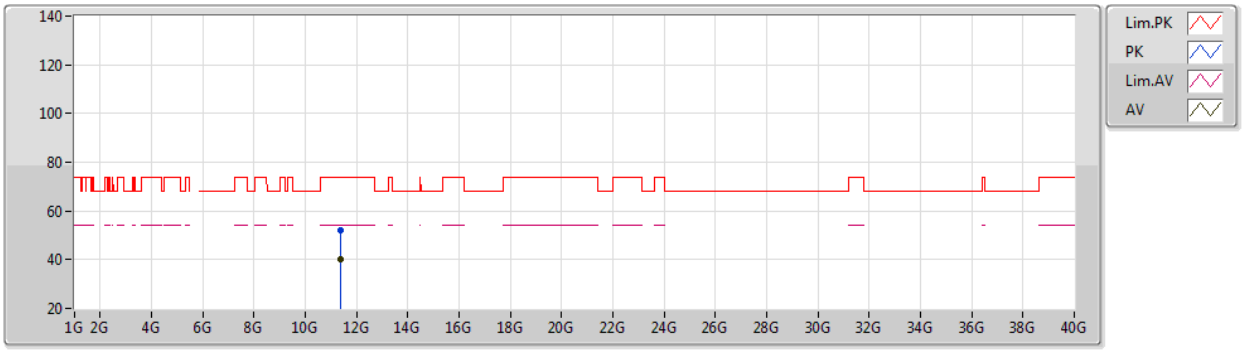

EUT Z_2TX
Setting 103
02-E-K-4

Type	Freq	Level	Limit	Margin	Raw	Dist	Condition	Azimuth	Height	Comment	AF	CL	PA
	(Hz)	(dBuV/m)	(dBuV/m)	(dB)	(dBuV)	(m)		(°)	(m)		(dB)	(dB)	(dB)
PK	11.37436G	52.25	74.00	-21.75	38.70	3	Horizontal	66	2.86	-	38.80	7.58	32.83
AV	11.37772G	40.24	54.00	-13.76	26.69	3	Horizontal	66	2.86	-	38.80	7.58	32.83

802.11ax HEW80_Nss1,(MCS0)_2TX

5775MHz_TX

24/10/2020

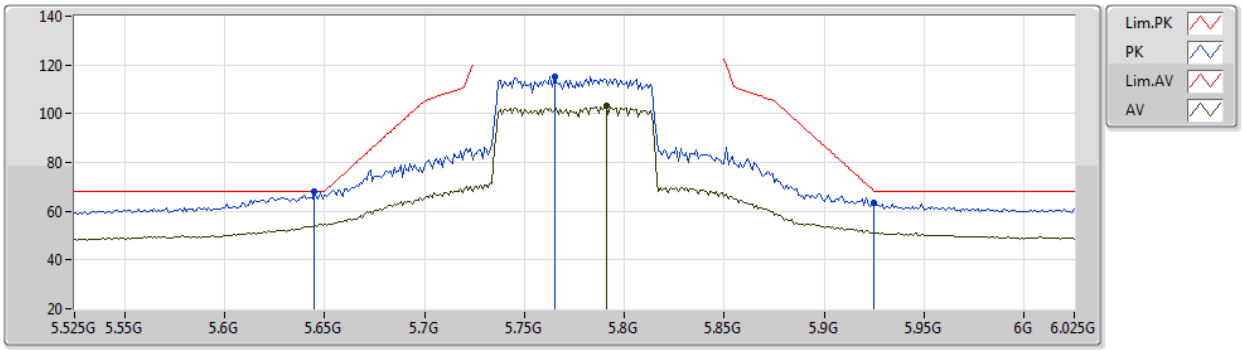

EUT Z_2TX
Setting 90
02-E-K-4-10

Type	Freq	Level	Limit	Margin	Raw	Dist	Condition	Azimuth	Height	Comment	AF	CL	PA
	(Hz)	(dBuV/m)	(dBuV/m)	(dB)	(dBuV)	(m)		(°)	(m)		(dB)	(dB)	(dB)
PK	5.645G	68.07	68.20	-0.13	60.53	3	Vertical	86	1.00	-	33.85	5.16	31.47
PK	5.765G	114.95	Inf	-Inf	107.57	3	Vertical	86	1.00	-	33.80	5.04	31.46
AV	5.791G	103.06	Inf	-Inf	95.71	3	Vertical	86	1.00	-	33.80	5.01	31.46
PK	5.925G	63.33	68.20	-4.87	55.27	3	Vertical	86	1.00	-	34.13	5.38	31.45

802.11ax HEW80_Nss1,(MCS0)_2TX

5775MHz_TX

24/10/2020

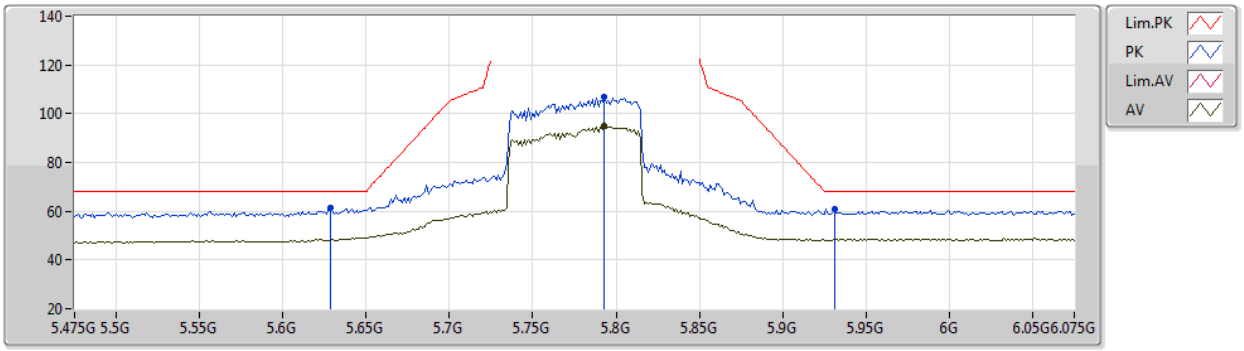

EUT Z_2TX
Setting 90
02-E-K-4-10

Type	Freq	Level	Limit	Margin	Raw	Dist	Condition	Azimuth	Height	Comment	AF	CL	PA
	(Hz)	(dBuV/m)	(dBuV/m)	(dB)	(dBuV)	(m)		(°)	(m)		(dB)	(dB)	(dB)
PK	5.6286G	61.15	68.20	-7.05	53.58	3	Horizontal	39	2.75	-	33.87	5.17	31.47
PK	5.793G	107.13	Inf	-Inf	99.78	3	Horizontal	39	2.75	-	33.80	5.01	31.46
AV	5.793G	94.87	Inf	-Inf	87.52	3	Horizontal	39	2.75	-	33.80	5.01	31.46
PK	5.931G	60.70	68.20	-7.50	52.63	3	Horizontal	39	2.75	-	34.13	5.39	31.45