802.11n (20M)

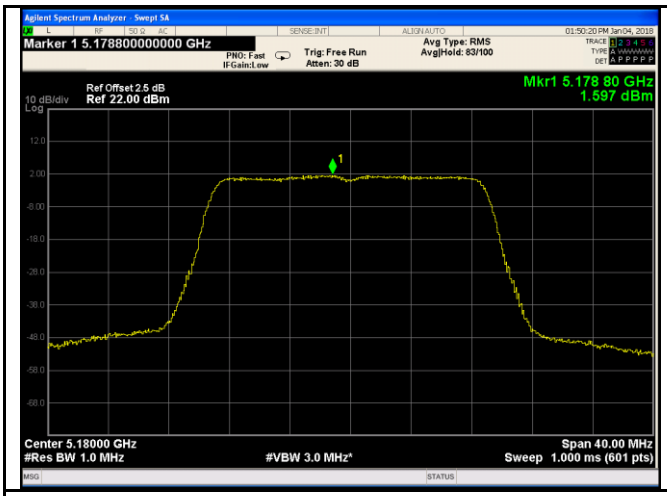

5150-5250MHz PSD - Low CH 5180

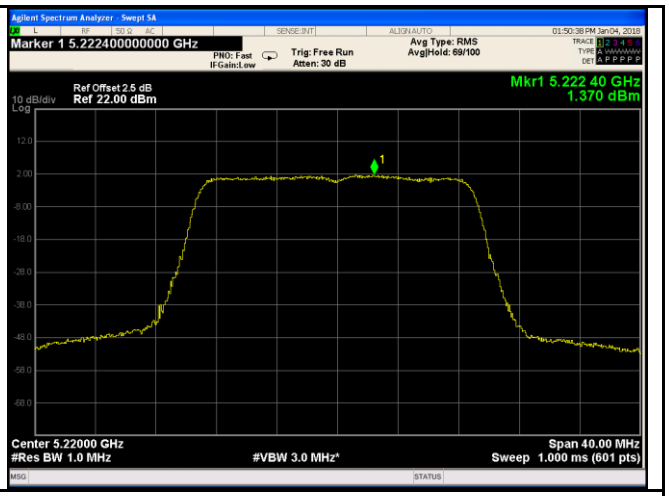

5150-5250MHz PSD - Middle CH 5220

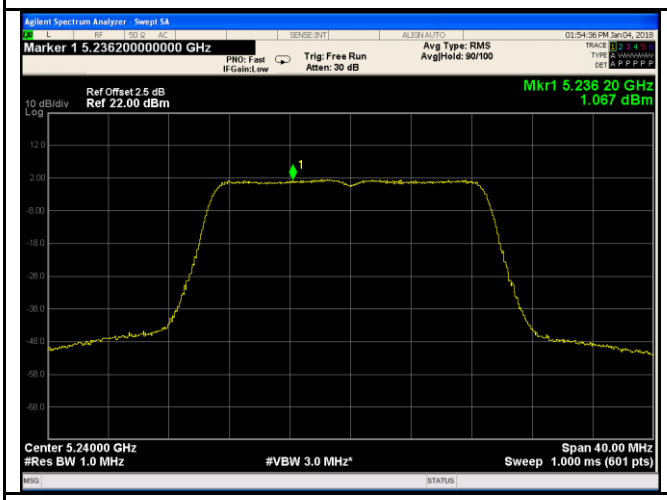

5150-5250MHz PSD - High CH 5240

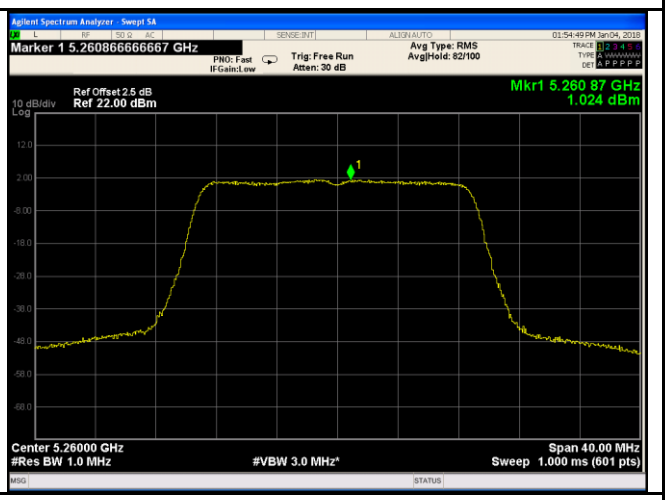

5250-5350MHz PSD - Low CH 5260

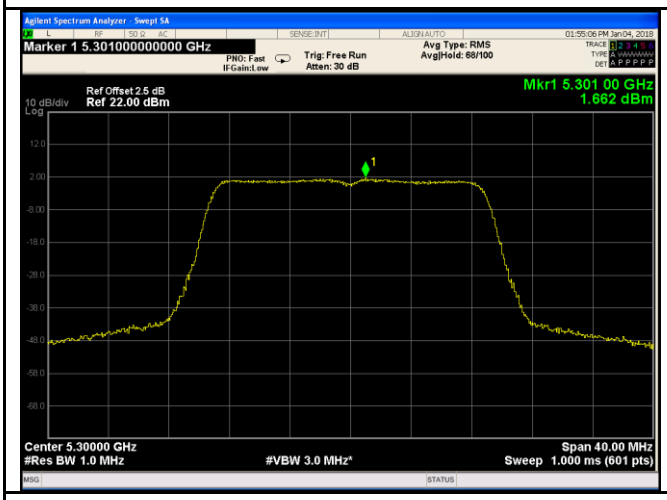

5250-5350MHz PSD - Middle CH 5300

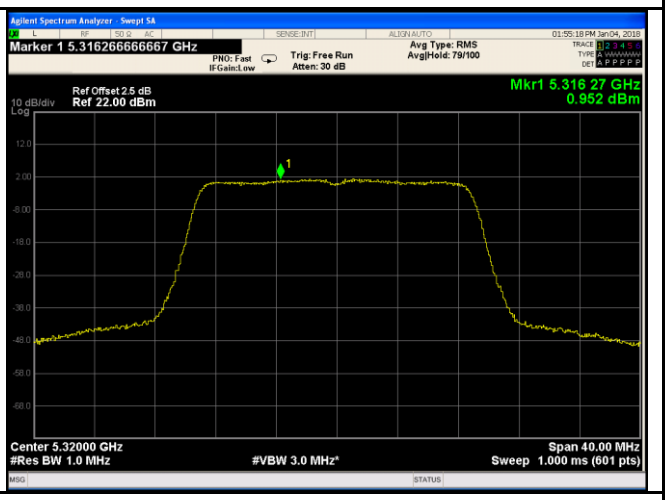

5250-5350MHz PSD - High CH 5320

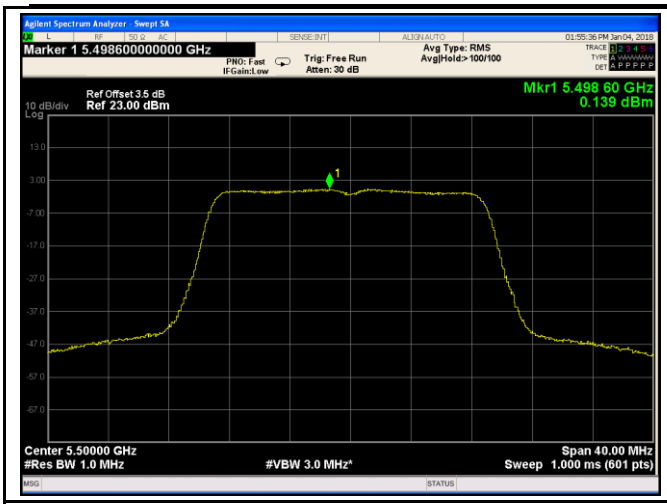

5470-5725MHz PSD - Low CH 5500

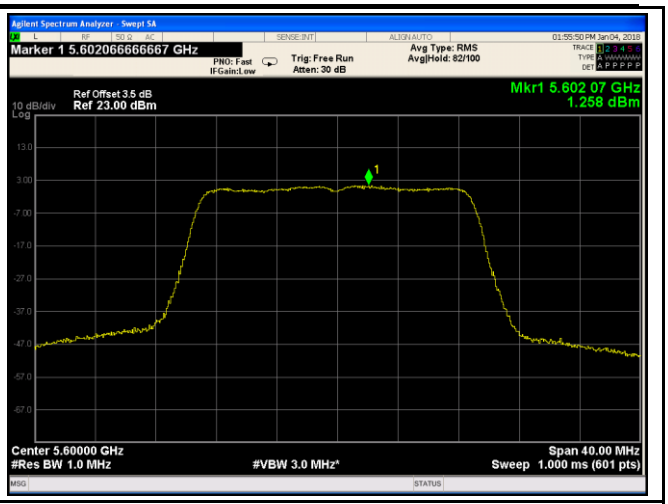

5470-5725MHz PSD - Mid CH 5600

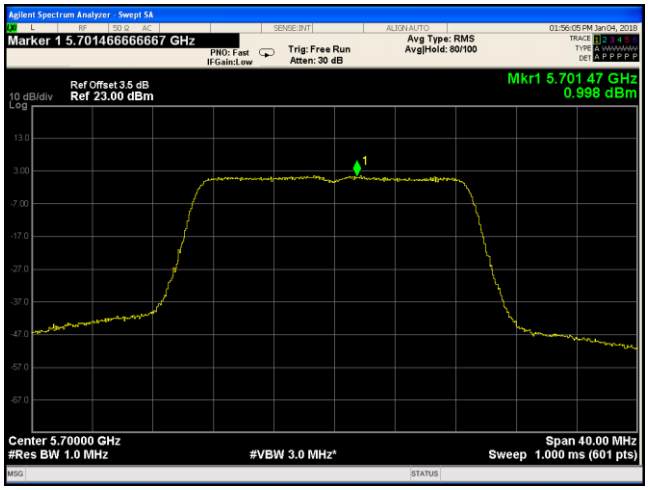

5470-5725MHz PSD - High CH 5700

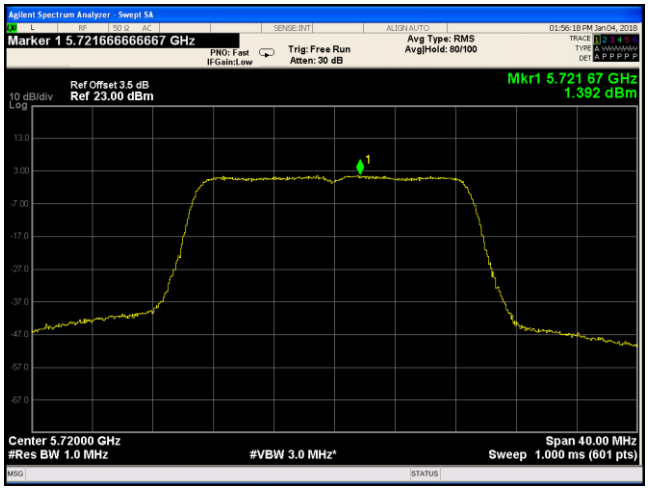

5725-5850MHz PSD - Straddle 5720

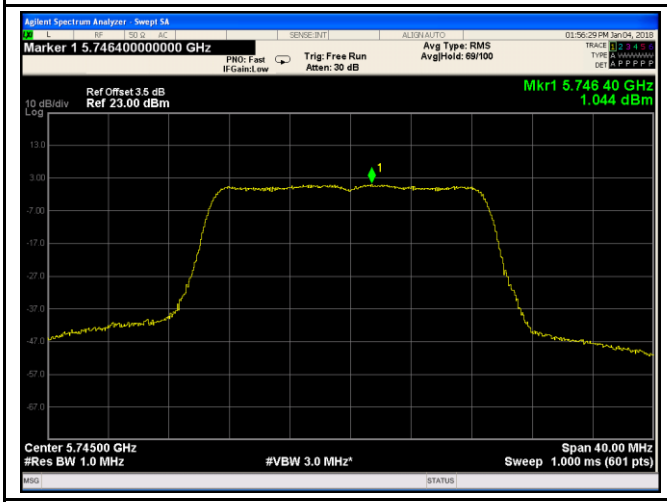

5725-5850MHz PSD - Low CH 5745

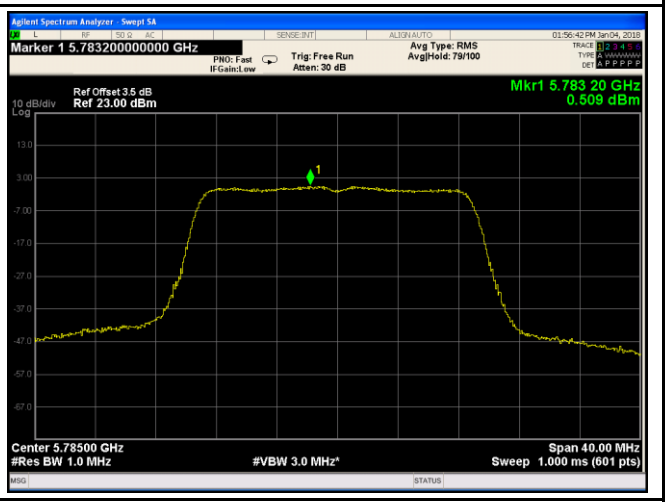

5725-5850MHz PSD - Mid CH 5785

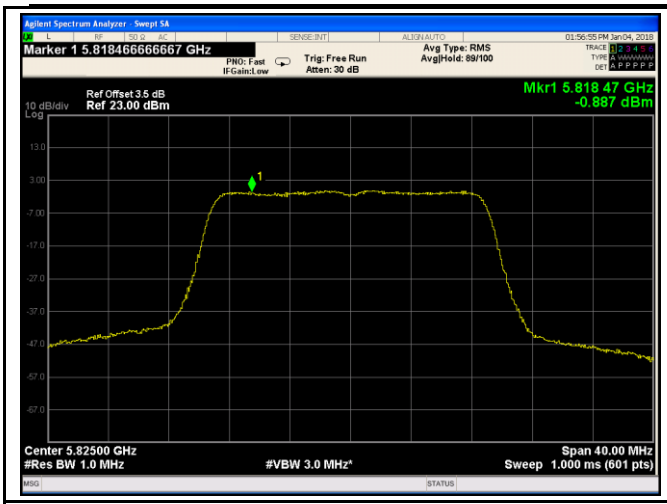

5725-5850MHz PSD - High CH 5825

802.11n (40M)

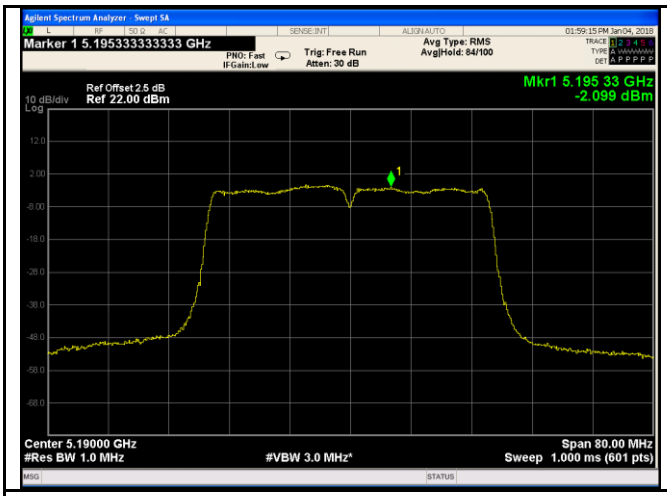

5150-5250MHz PSD - Low CH 5190

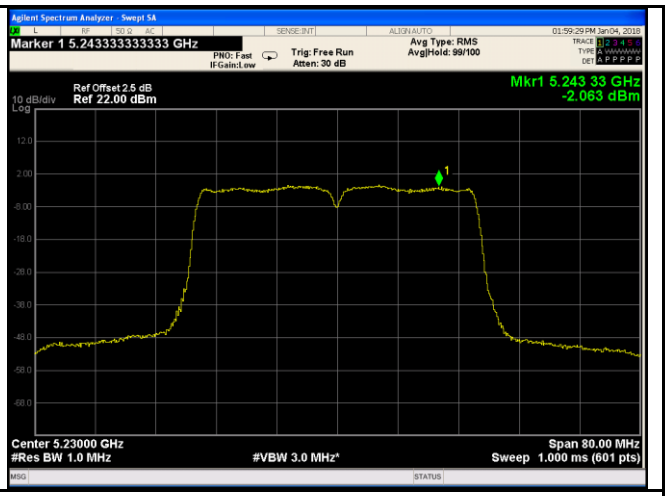

5150-5250MHz PSD - High CH 5230

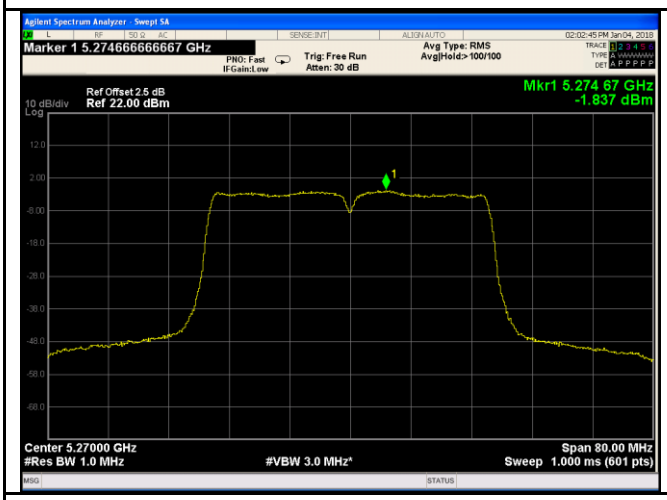

5250-5350MHz PSD - Low CH 5270

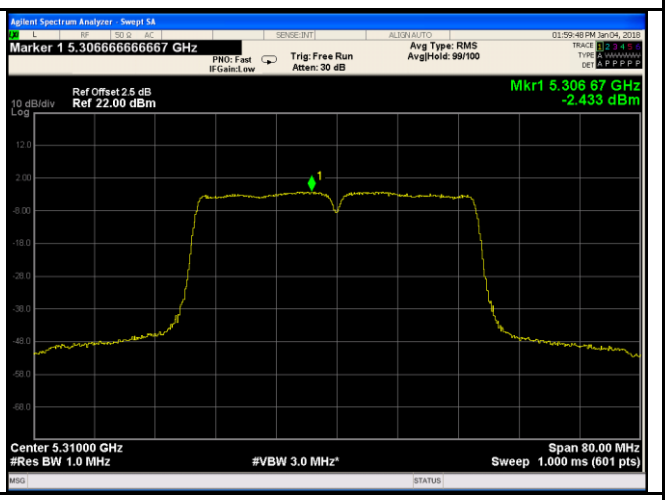

5250-5350MHz PSD - High CH 5310

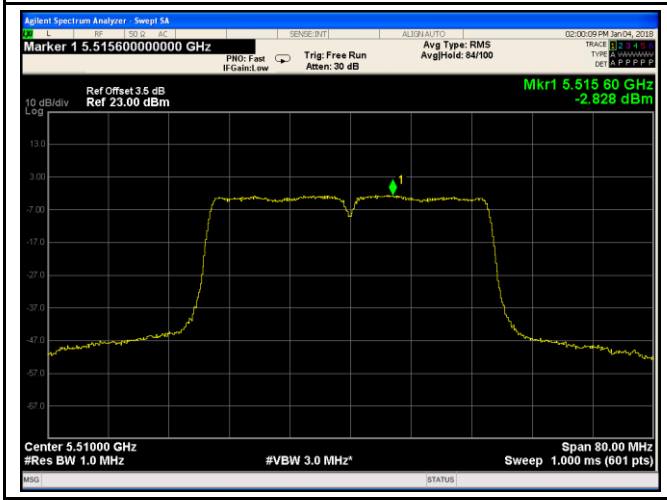

5470-5725MHz PSD - Low CH 5510

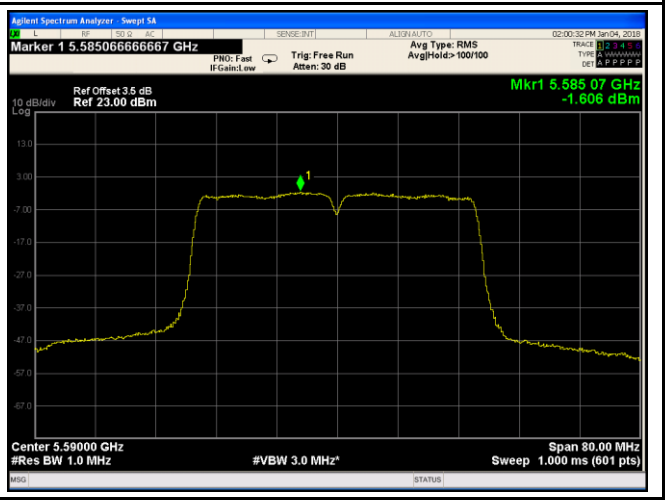

5470-5725MHz PSD - Mid CH 5590

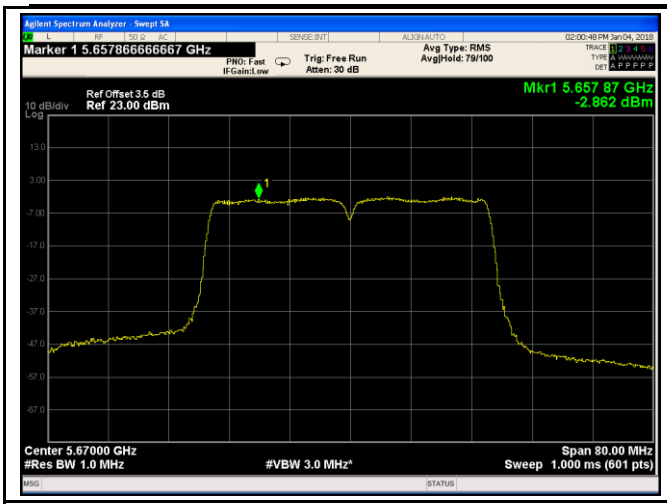

5470-5725MHz PSD - High CH 5670

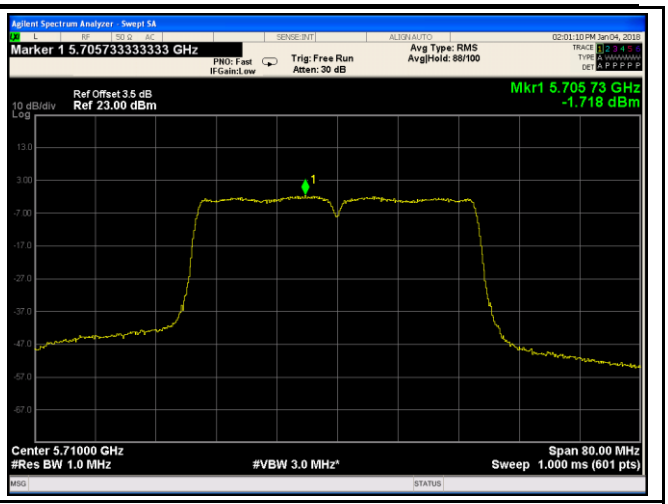

5470-5725MHz PSD - Straddle CH 5710

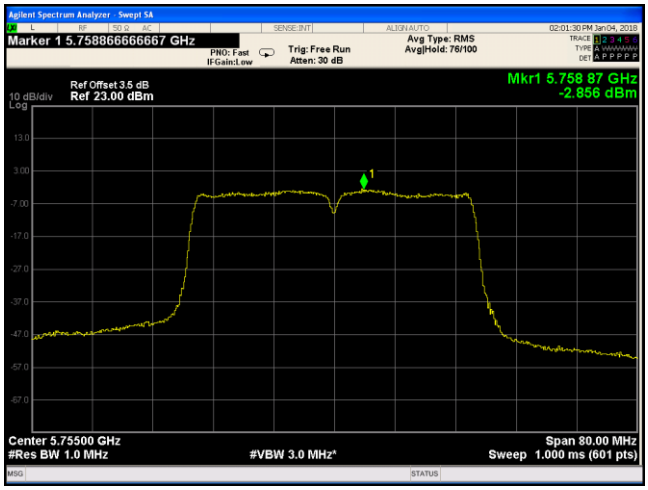

5725-5850MHz PSD - Low CH 5755

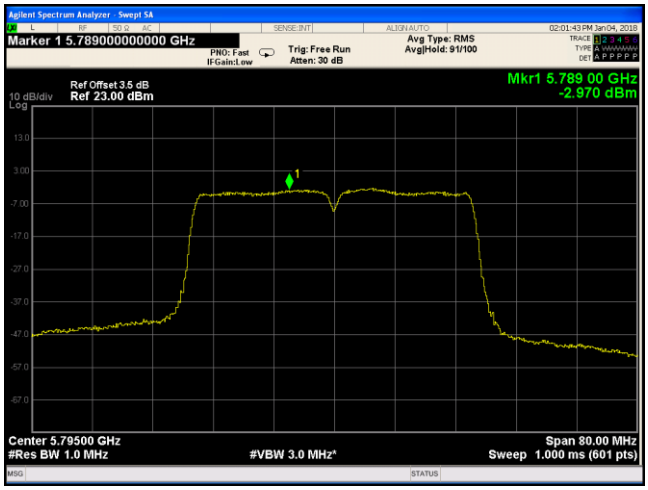

5725-5850MHz PSD - High CH 5795

802.11ac (20M)

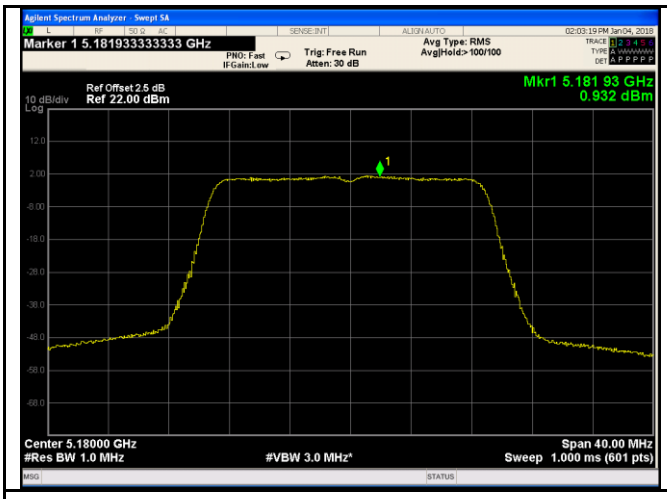

5150-5250MHz PSD - Low CH 5180

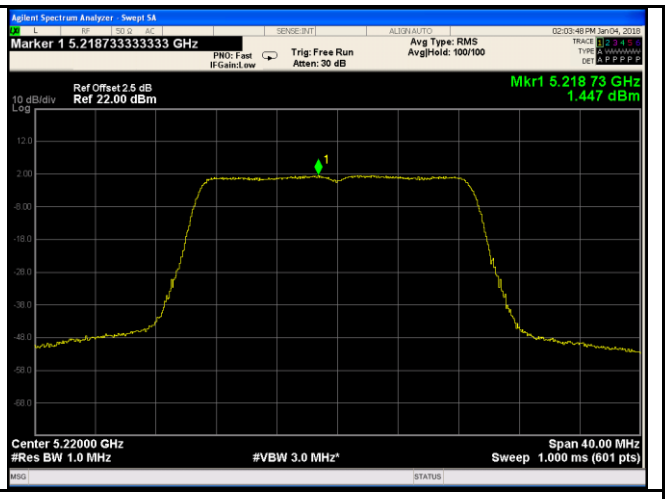

5150-5250MHz PSD - Middle CH 5220

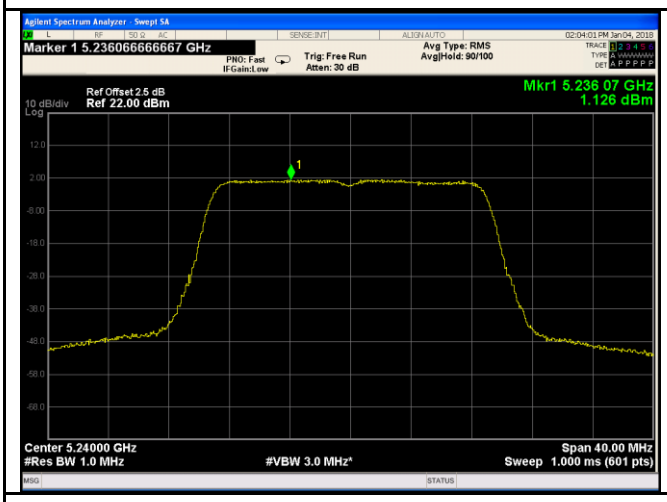

5150-5250MHz PSD - High CH 5240

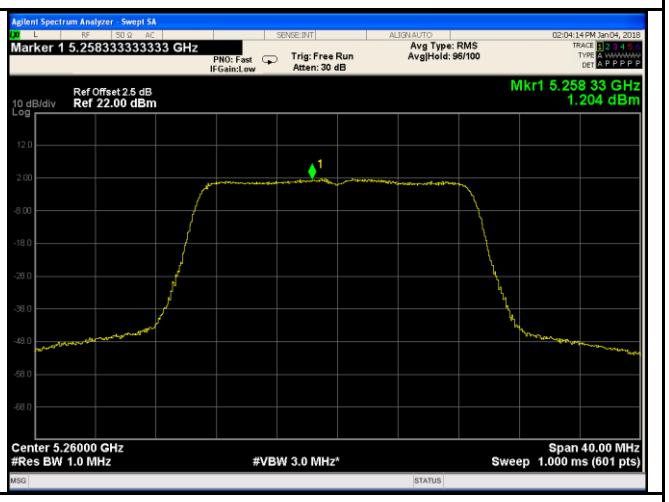

5250-5350MHz PSD - Low CH 5260

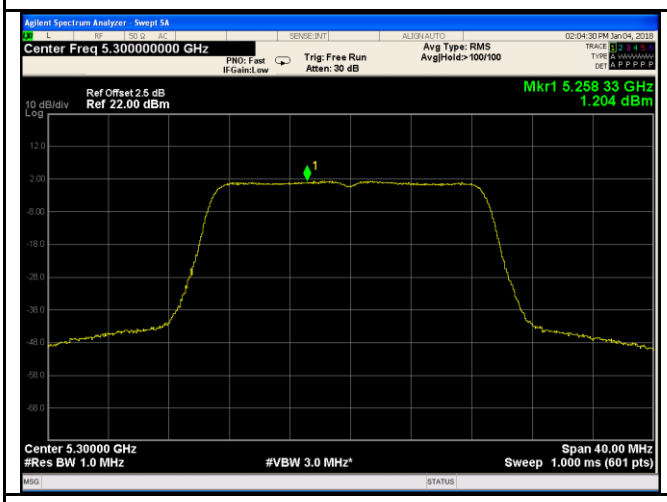

5250-5350MHz PSD - Middle CH 5300

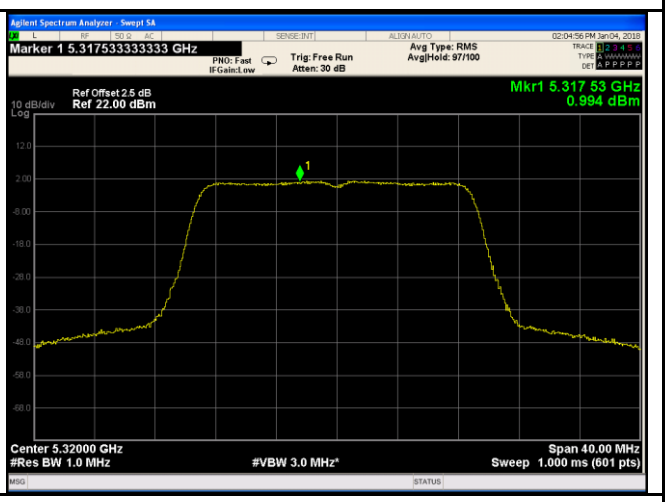

5250-5350MHz PSD - High CH 5320

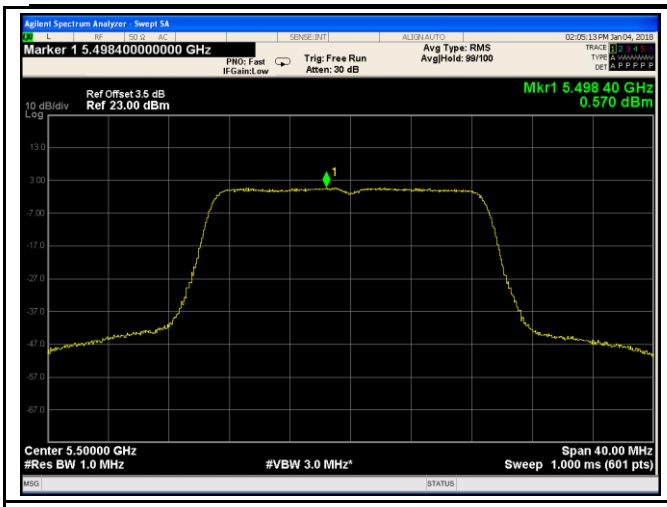

5470-5725MHz PSD - Low CH 5500

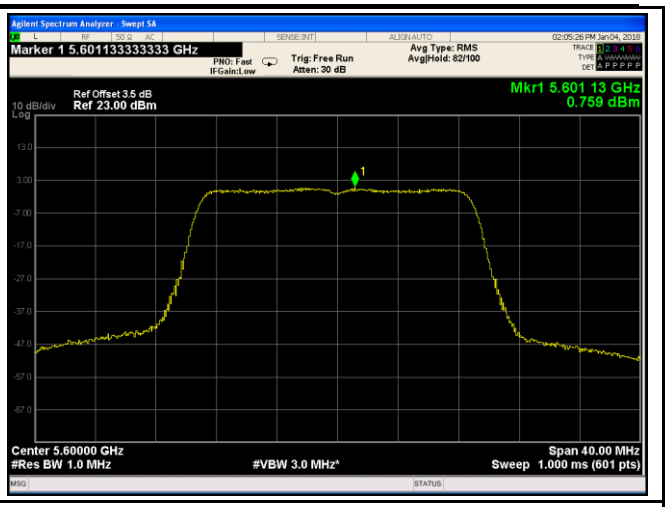

5470-5725MHz PSD - Mid CH 5600

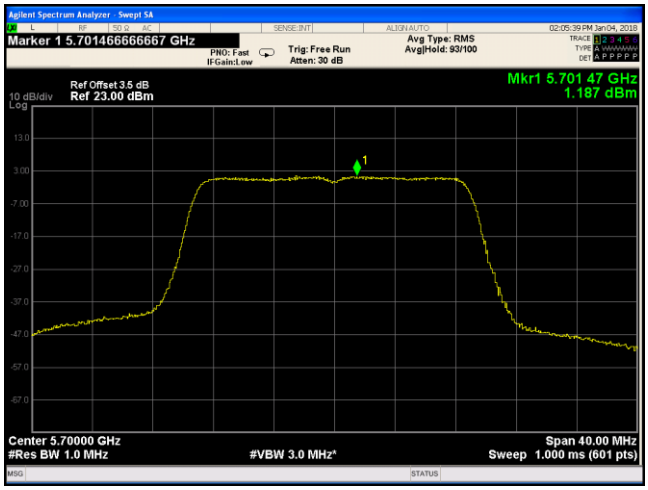

5470-5725MHz PSD - High CH 5700

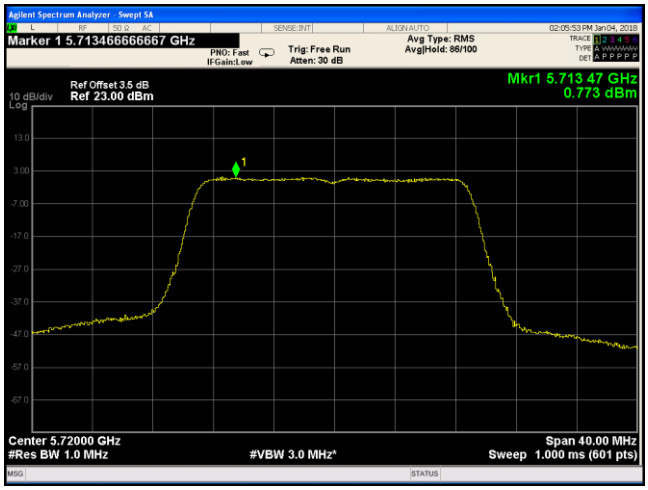

5725-5850MHz PSD - Mid CH 5720

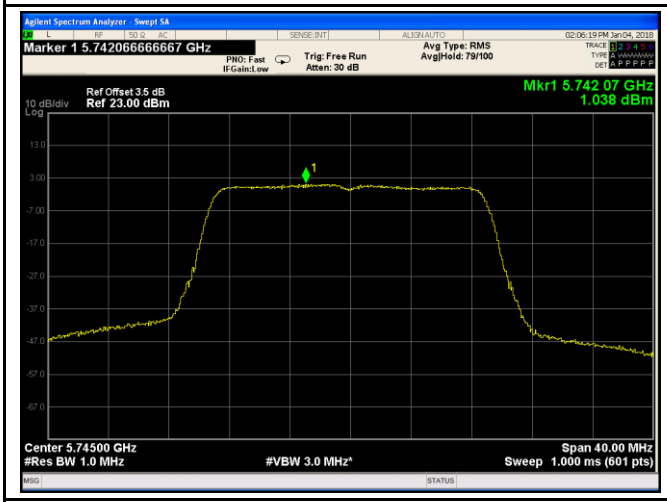

5725-5850MHz PSD - Low CH 5745

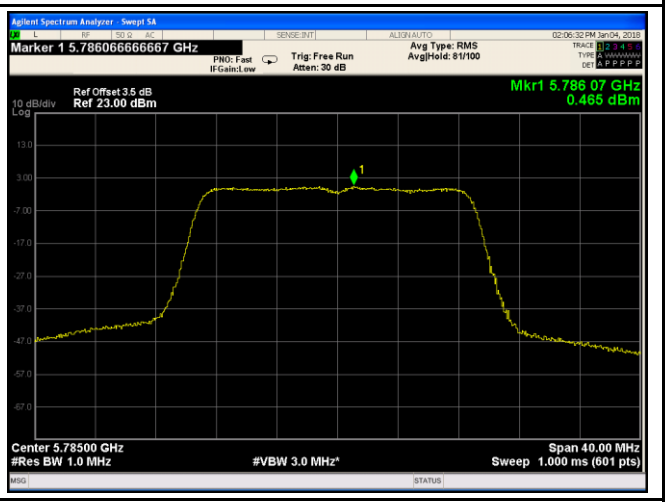

5725-5850MHz PSD - Mid CH 5785

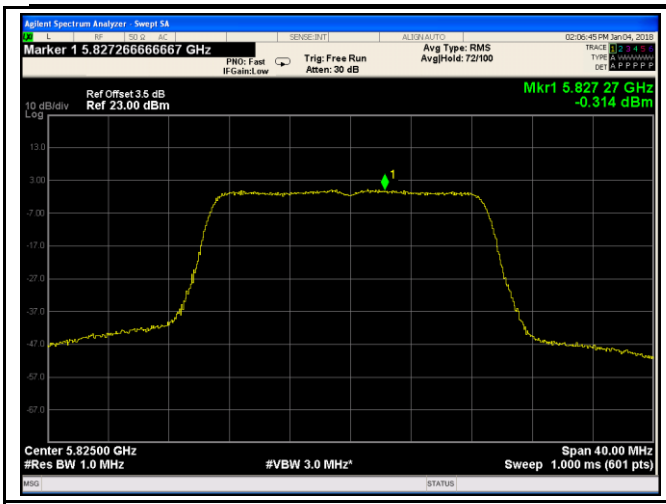

5725-5850MHz PSD - High CH 5825

802.11ac (40M)

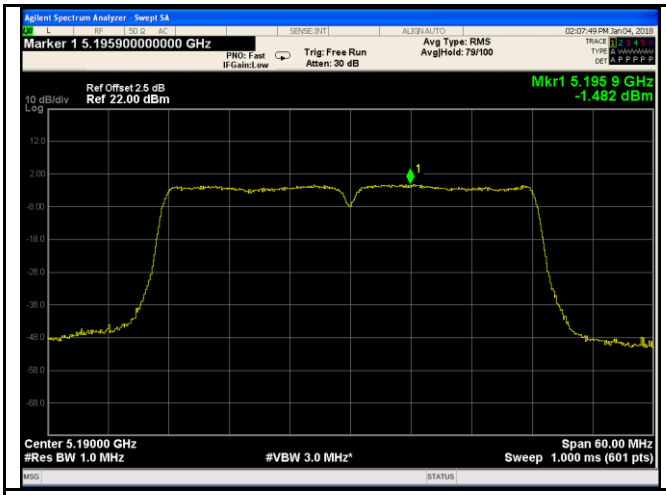

5150-5250MHz PSD - Low CH 5190

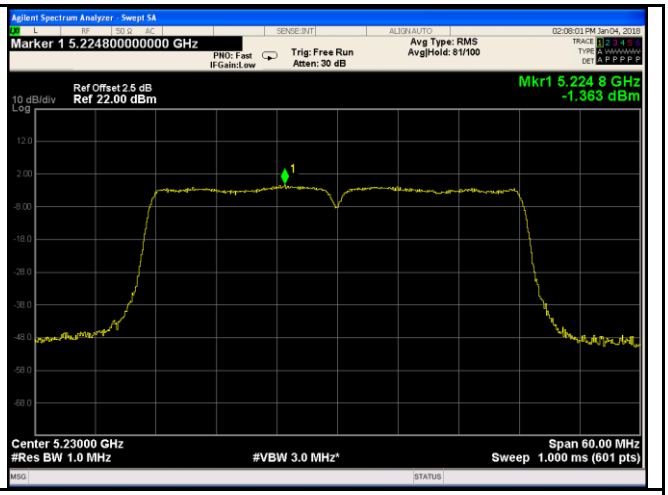

5150-5250MHz PSD - High CH 5230

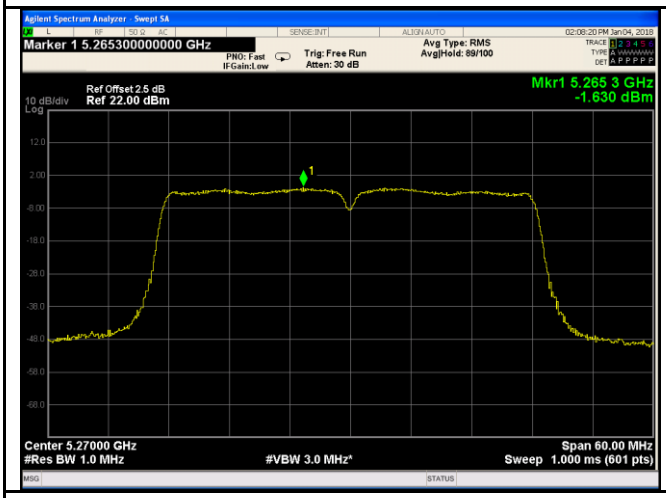

5250-5350MHz PSD - Low CH 5270

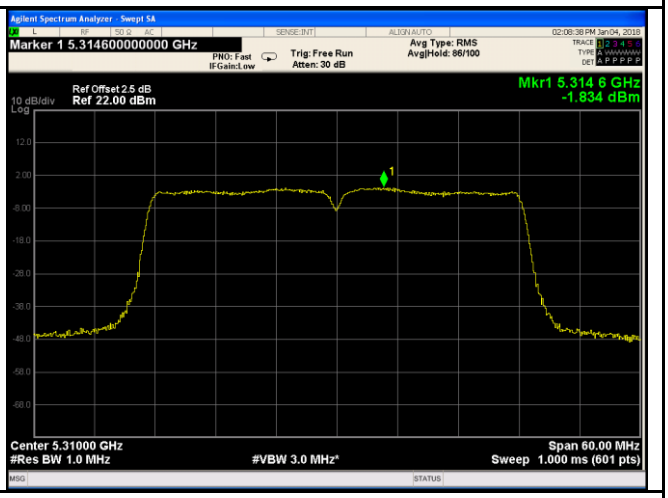

5250-5350MHz PSD - High CH 5310

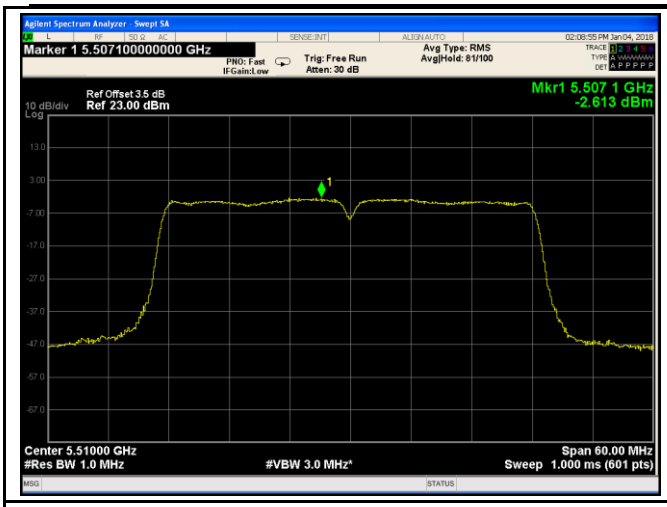

5470-5725MHz PSD - Low CH 5510

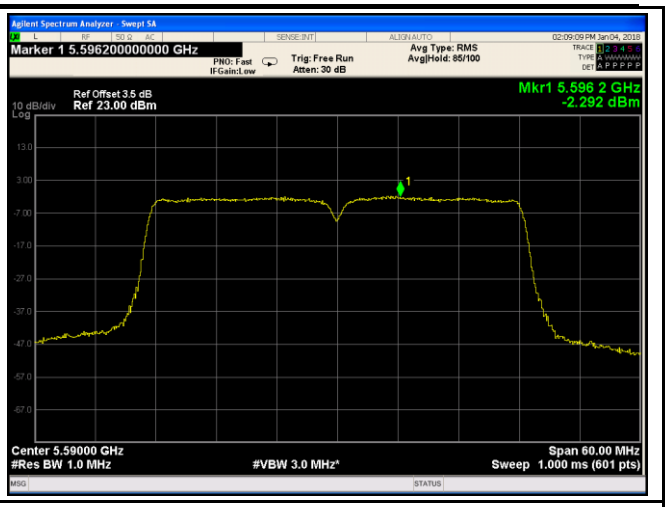

5470-5725MHz PSD - Mid CH 5590

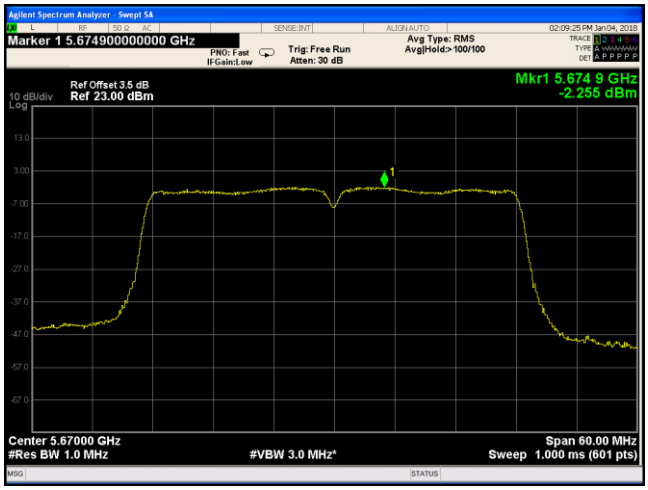

5470-5725MHz PSD - High CH 5670

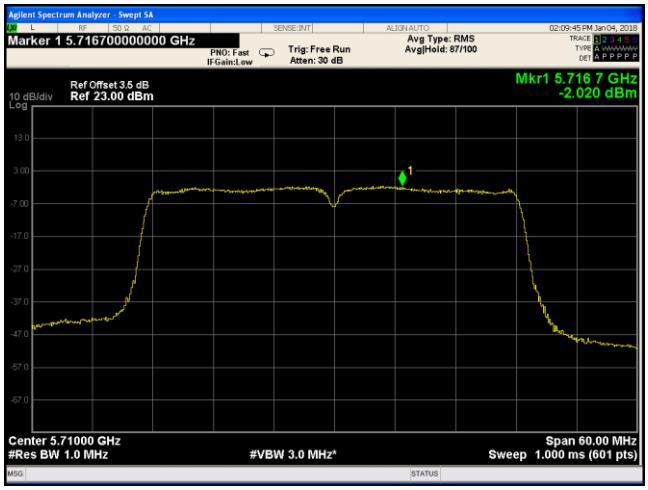

5470-5725MHz PSD - Straddle CH 5710

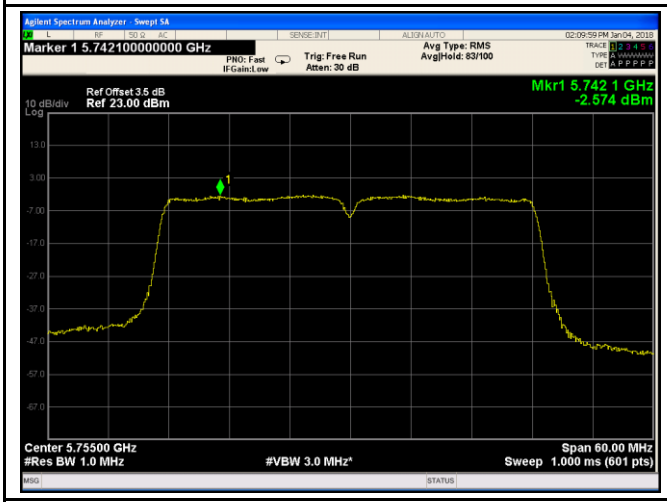

5725-5850MHz PSD - Low CH 5755

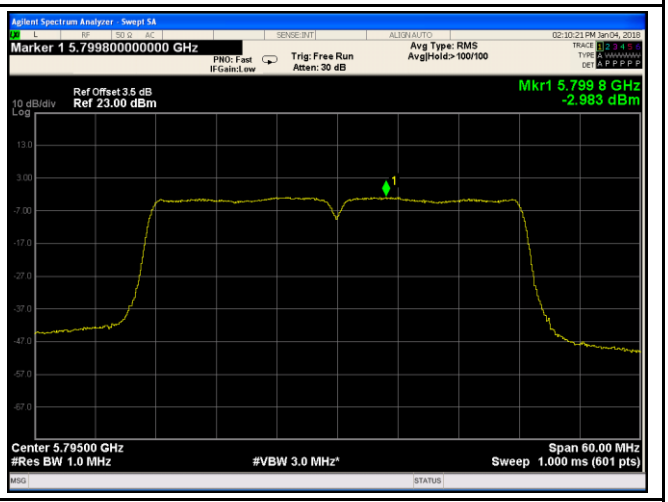

5725-5850MHz PSD - High CH 5795

802.11ac (80M)

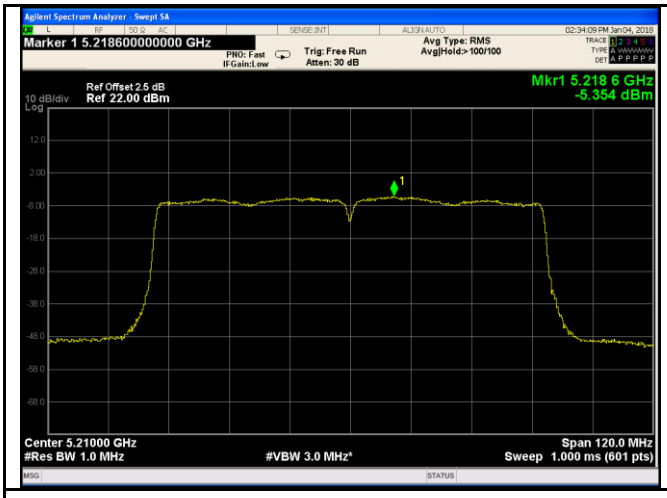

5150-5250MHz PSD - One CH 5210

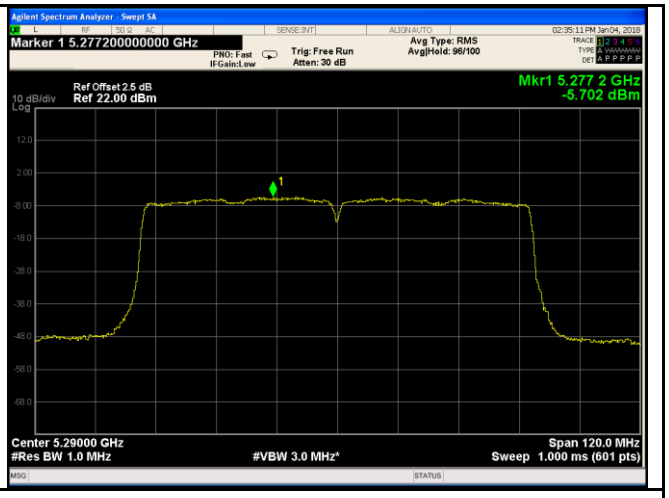

5250-5350MHz PSD - One CH 5290

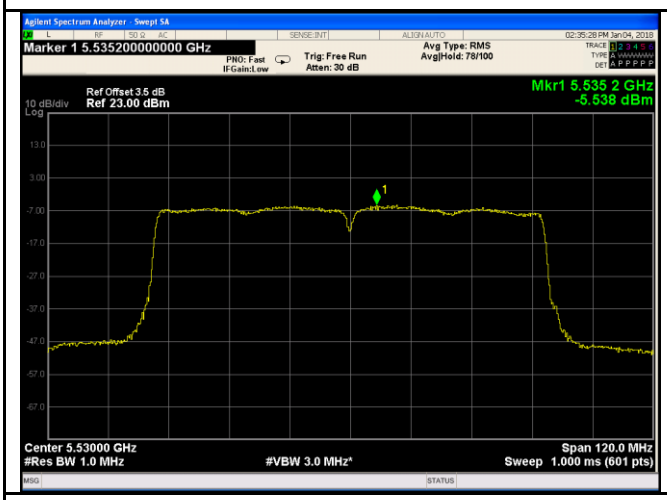

5470-5725MHz PSD - One CH 5530

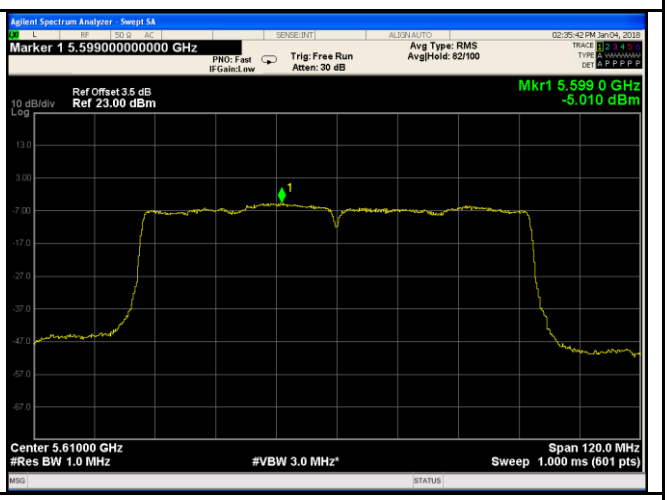

5470-5725MHz PSD - One CH 5610

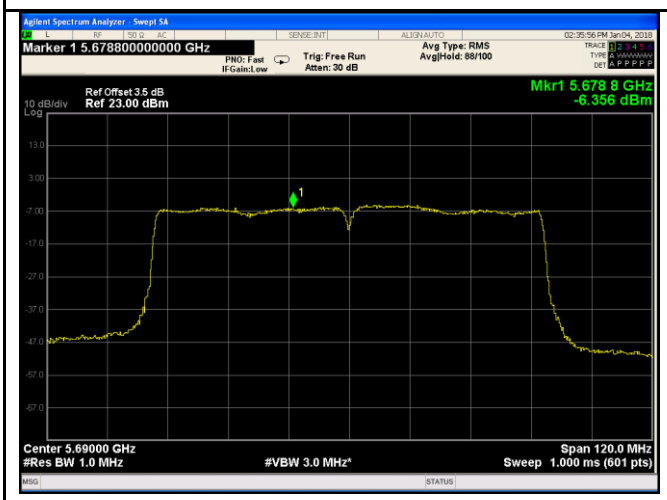

5470-5725MHz PSD - Straddle CH 5690

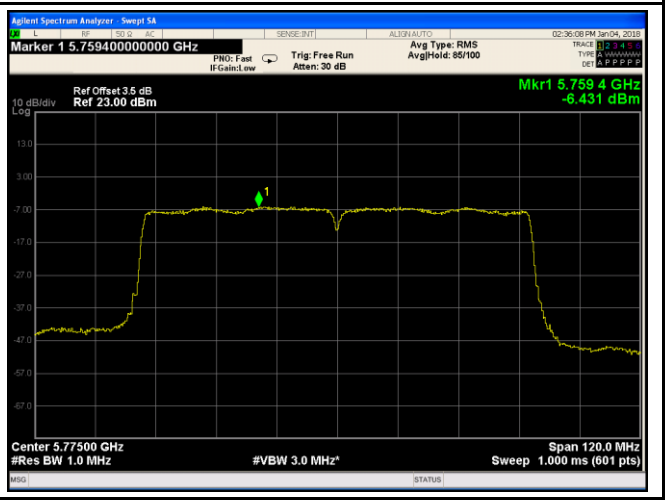

5725-5850MHz PSD - One CH 5775

6.6 §15.407(1) and b(4) Band-Edge

1. Conducted Measurement

   EUT was set for low, mid, high channel with modulated mode and highest RF output power.

   The spectrum analyzer was connected to the antenna terminal.

2. Environmental Conditions

Environmental Conditions	Temperature	25°C
	Relative Humidity	54%
	Atmospheric Pressure	1010mbar

3. Conducted Emissions Measurement Uncertainty

   All test measurements carried out are traceable to national standards. The uncertainty of the measurement at a confidence level of approximately 95% (in the case where distributions are normal), with a coverage factor of 2, in the range 30MHz – 40GHz is ±1.5dB.

4. Test date : January 06, 2018

   Tested By : Aaron Liang

Standard Requirement:

(b) Undesirable emission limits. Except as shown in paragraph (b)(7) of this section, the maximum emissions outside of the frequency bands of operation shall be attenuated in accordance with the following limits:

(1) For transmitters operating in the 5.15-5.25 GHz band: All emissions outside of the 5.15-5.35 GHz band shall not exceed an e.i.r.p. of − 27 dBm/MHz.

(2) For transmitters operating in the 5.25-5.35 GHz band: All emissions outside of the 5.15-5.35 GHz band shall not exceed an e.i.r.p. of − 27 dBm/MHz.

(3) For transmitters operating in the 5.47-5.725 GHz band: All emissions outside of the 5.47-5.725 GHz band shall not exceed an e.i.r.p. of − 27 dBm/MHz.

(4) For transmitters operating in the 5.725-5.85 GHz band:

Procedures:

Measurement Procedure Band edge:

Bandedge are measured by setting the analyzer as follows:

(i) RBW = 1 MHz.

(ii) VBW ≥ 3 MHz.

(iii) Detector = Peak.

(iv) Sweep time = auto.

(v) Trace mode = max hold.

(vi) Allow sweeps to continue until the trace stabilizes. Note that if the transmission is not continuous, the time required for the trace to stabilize will increase by a factor of approximately 1/x, where x is the duty cycle. For example, at 50 percent duty cycle, the measurement time will increase by a factor of two relative to measurement time for continuous transmission.

Unwanted band-edge emissions may be measured using either of the special band-edge measurement techniques (the marker-delta or integration methods) described below. Note that the marker-delta method is primarily a radiated measurement technique that requires the 99% occupied bandwidth edge to be within 2 MHz of the authorized band edge, whereas the integration method can be used in either a radiated or conducted measurement without any special requirement with regards to the displacement of the unwanted emission(s) relative to the authorized bandwidth.

(i) Marker-Delta Method.

The marker-delta method, as described in ANSI C63.10, can be used to perform measurements of the radiated unwanted emissions level of emissions provided that the 99% occupied bandwidth of the fundamental is within 2 MHz of the authorized band-edge..

(ii) Integration Method •

For maximum emissions measurements, follow the procedures described in section II.G.5., " Procedures for Unwanted Maximum Emissions Measurements above 1000 MHz" , except for the following changes:

◦ Set RBW = 100 kHz

◦ Set VBW ≥ 3 • RBW

◦ Perform a band-power integration across the 1 MHz bandwidth in which the band-edge emission level is to be measured. CAUTION: You must ensure that the spectrum analyzer or EMI

receiver is set for peak-detection and max-hold for this measurement.

• For average emissions measurements, follow the procedures described in section II.G.6., " Procedures for Average Unwanted Emissions Measurements above 1000 MHz" , except for the following changes:

◦ Set RBW = 100 kHz

◦ Set VBW ≥ 3 • RBW

◦ Perform a band-power integration across the 1 MHz bandwidth in which the band-edge emission level is to be measured.

Test Result: Pass.

Please refer to the following tables and plots.

Band edge measurement result

5150-5250MHz

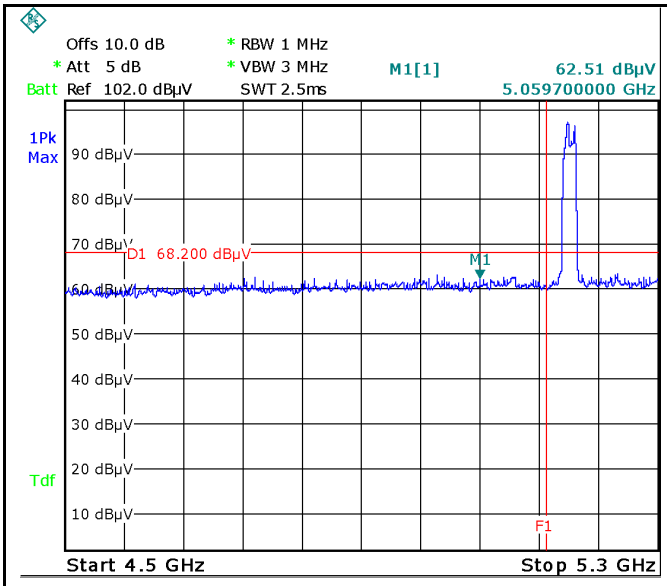

Band Edge, Left Side (Peak) - a (Ant. Green)

Note: F1 is frequency 4500MHz;

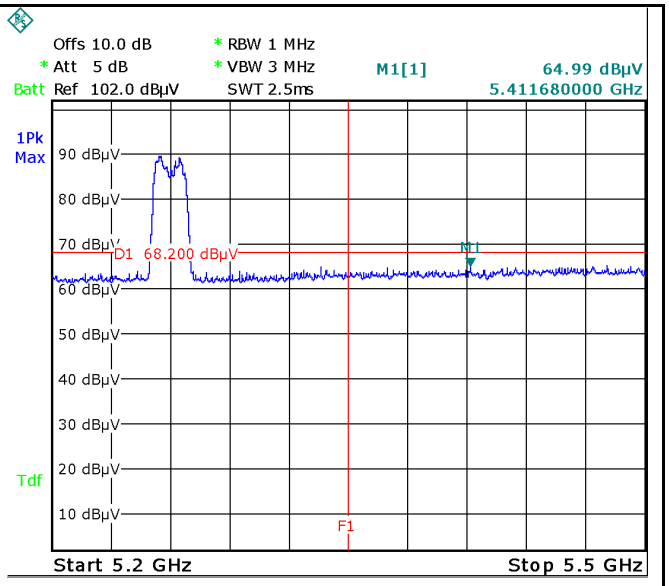

Band Edge, Right Side (Peak) - a (Ant. Green)

Note: F1 is frequency 5200MHz

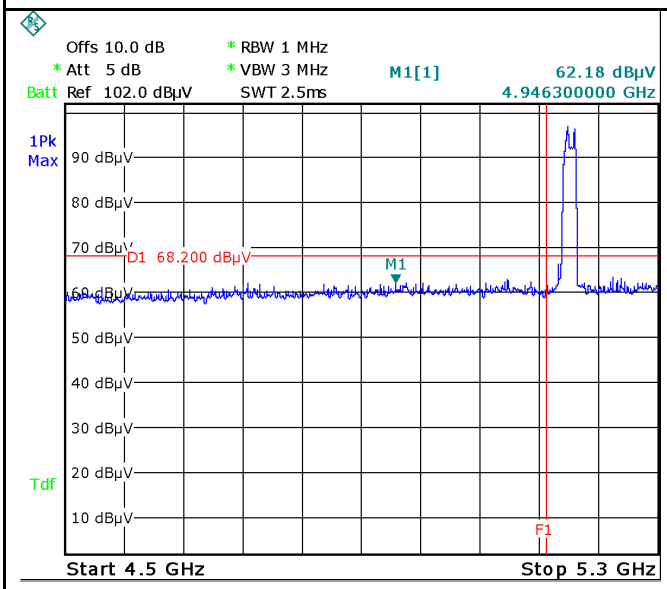

Band Edge, Left Side (Peak) - a(Ant. Gray)

Note: F1 is frequency 4500MHz;

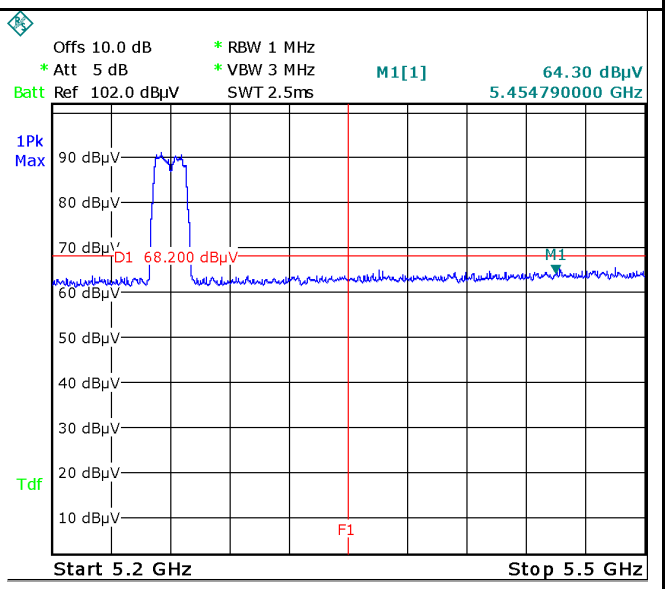

Band Edge, Right Side (Peak) - a(Ant. Gray)

Note: F1 is frequency 5200MHz

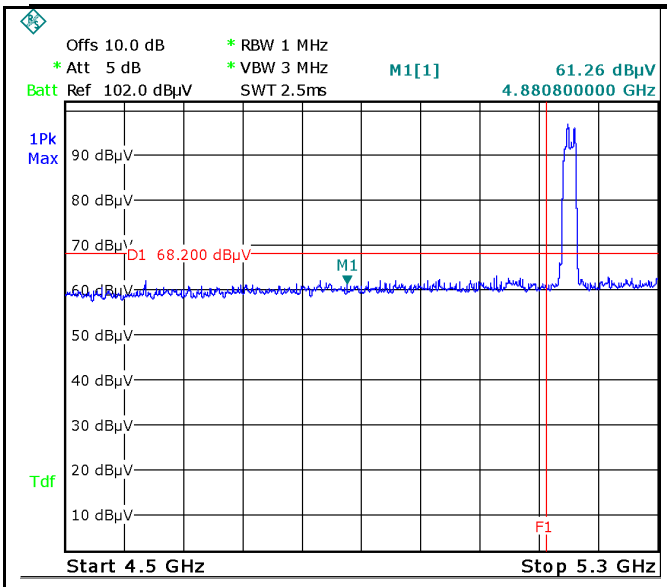

Band Edge, Left Side (Peak) - a(Ant. Black)

Note: F1 is frequency 4500MHz;

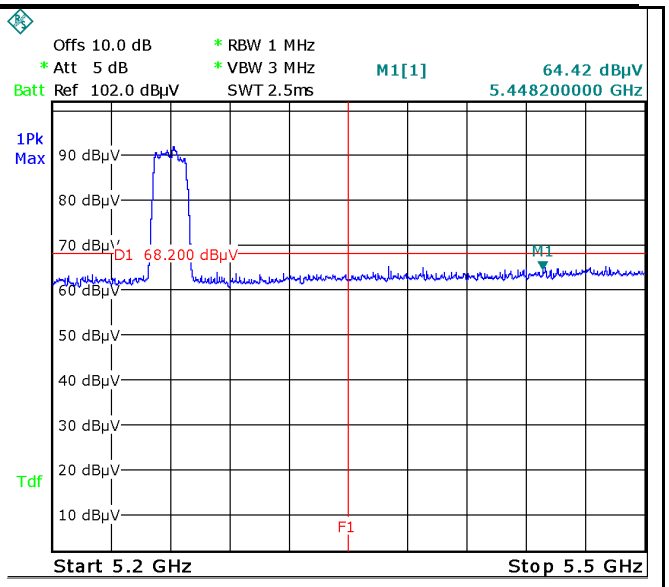

Band Edge, Right Side (Peak) - a(Ant. Black)

Note: F1 is frequency 5200MHz

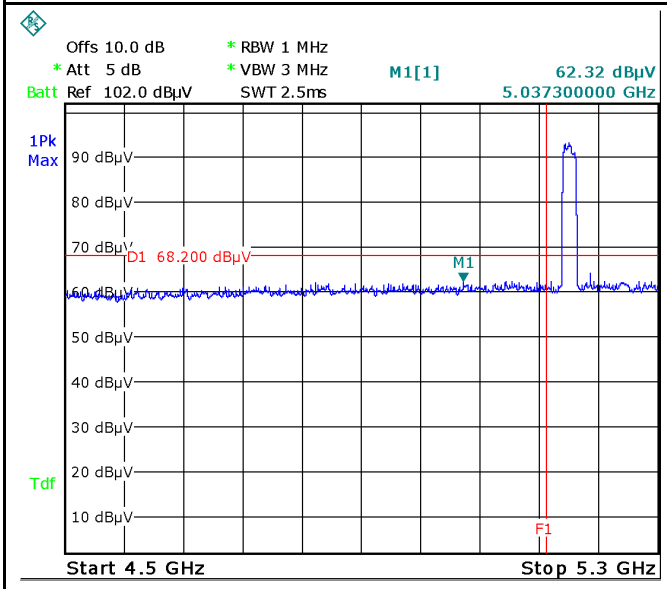

Band Edge, Left Side (Peak) - ac20

Note: F1 is frequency 4500MHz;

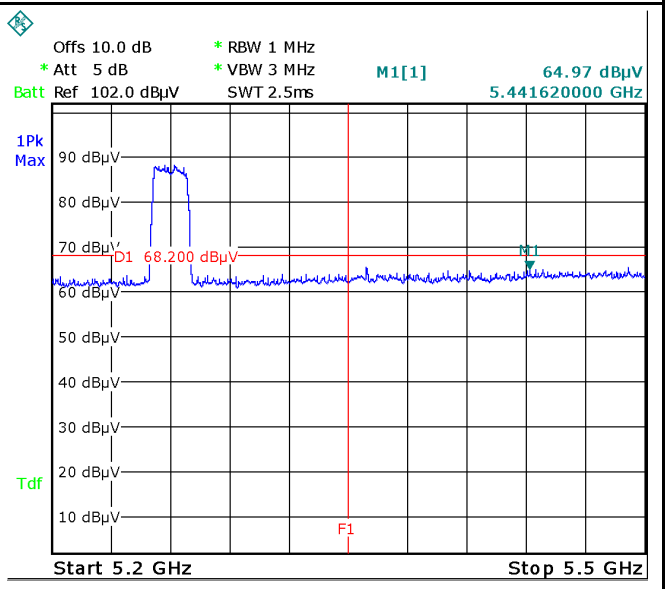

Band Edge, Right Side (Peak) - ac20

Note: F1 is frequency 5200MHz

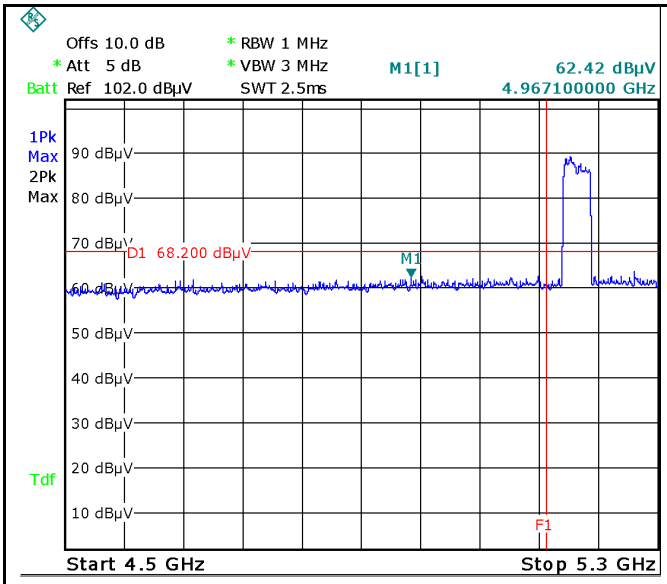

Band Edge, Left Side (Peak) - ac40

Note: F1 is frequency 4500MHz;

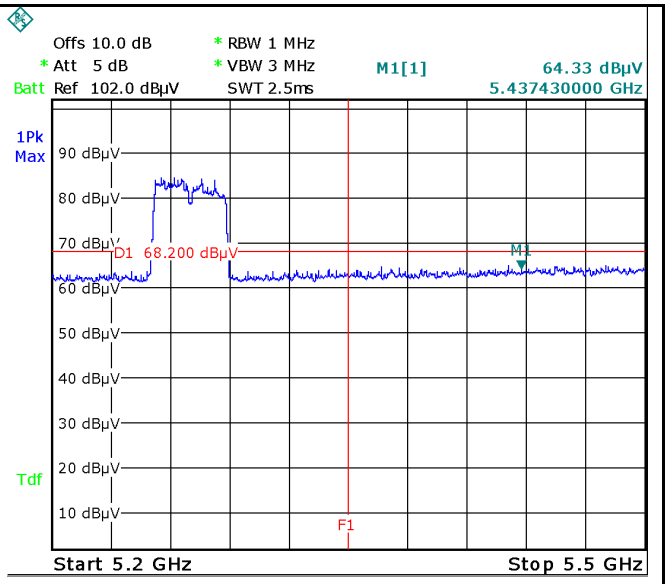

Band Edge, Right Side (Peak) - ac40

Note: F1 is frequency 5200MHz

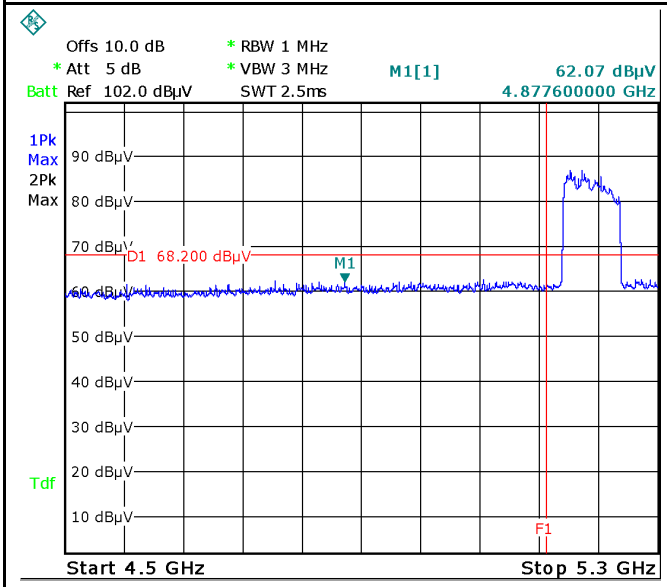

Band Edge, Left Side (Peak) - ac80

Note: F1 is frequency 4500MHz;

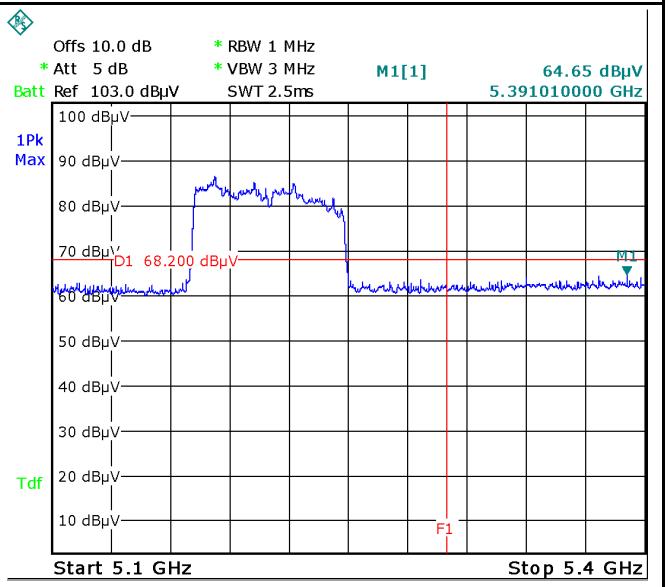

Band Edge, Right Side (Peak) - ac80

Note: F1 is frequency 5200MHz

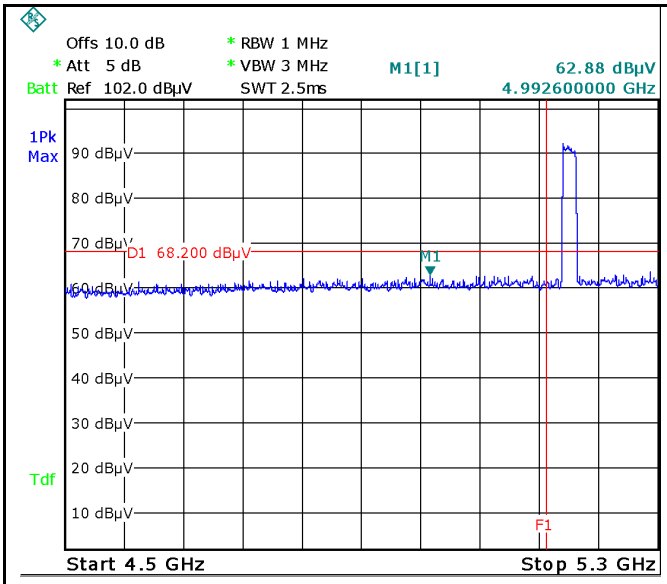

Band Edge, Left Side (Peak) - n20

Note: F1 is frequency 4500MHz;

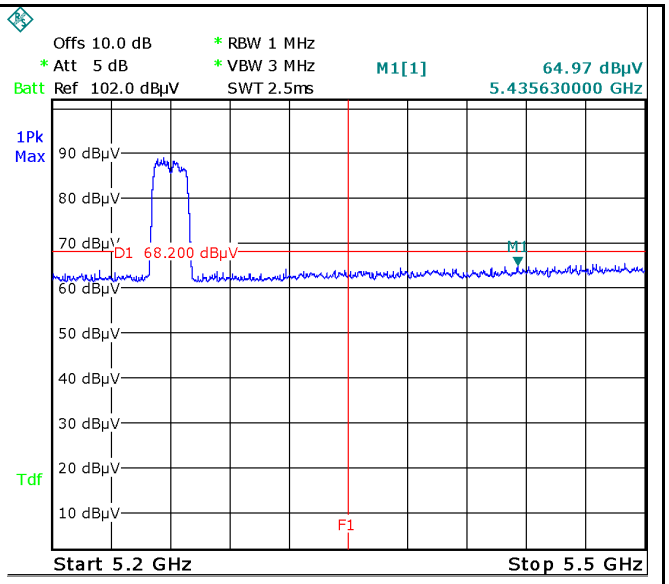

Band Edge, Right Side (Peak) - n20

Note: F1 is frequency 5200MHz

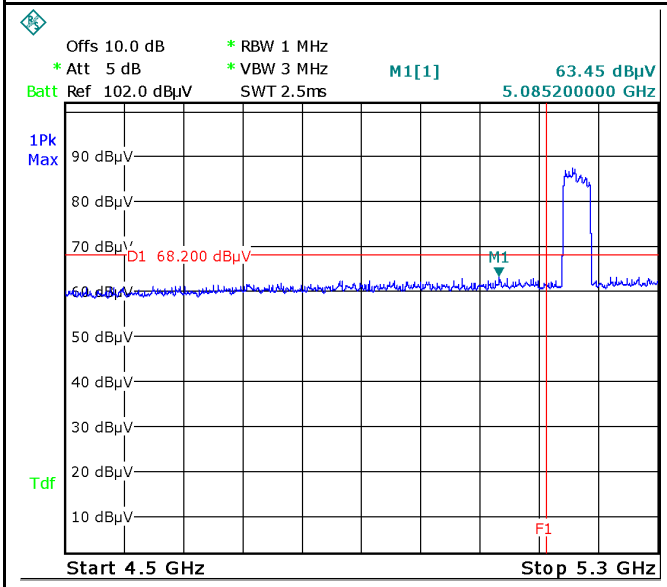

Band Edge, Left Side (Peak) - n40

Note: F1 is frequency 4500MHz;

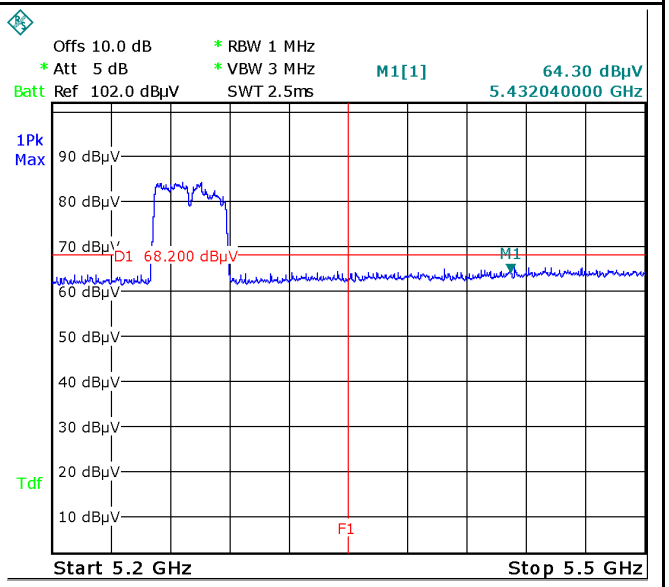

Band Edge, Right Side (Peak) - n40

Note: F1 is frequency 5200MHz

5250-5350MHz

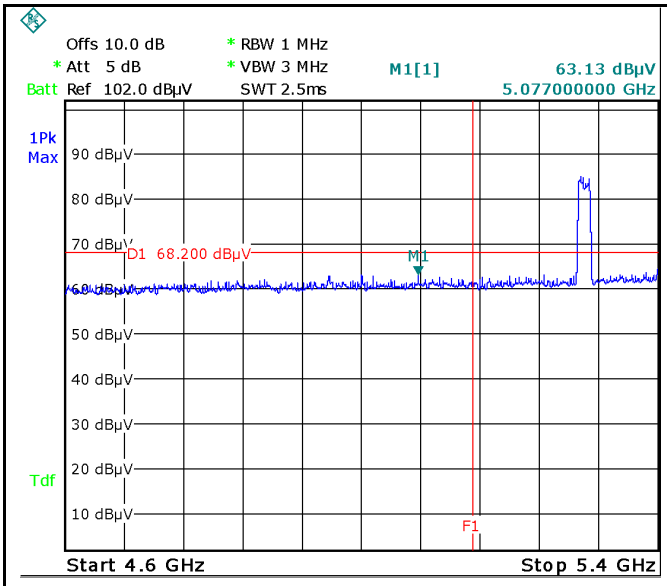

Band Edge, Left Side (Peak) - a (Ant. Green)

Note: F1 is frequency 4500MHz;

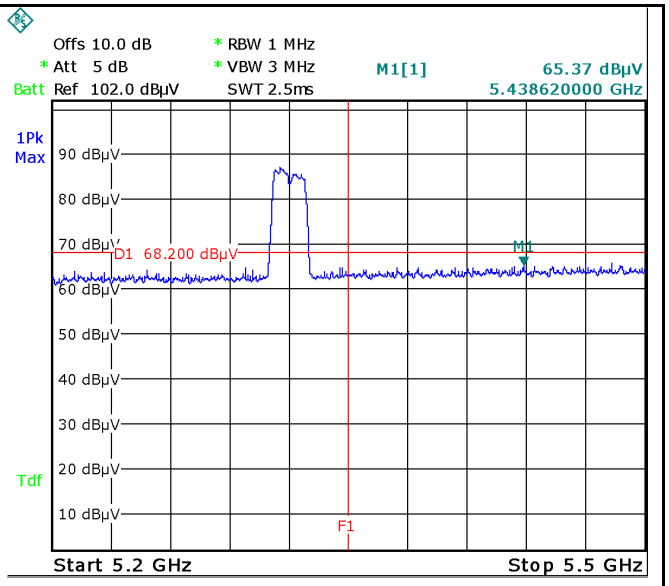

Band Edge, Right Side (Peak) - a (Ant. Green)

Note: F1 is frequency 5200MHz

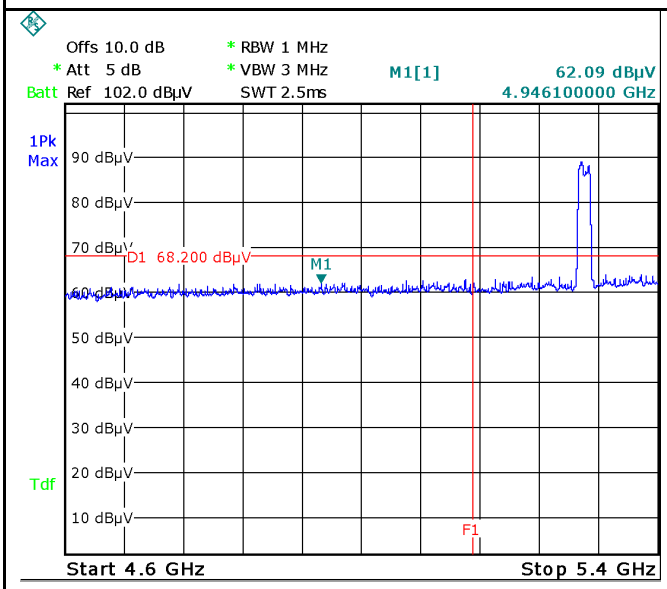

Band Edge, Left Side (Peak) - a(Ant. Gray)

Note: F1 is frequency 4500MHz;

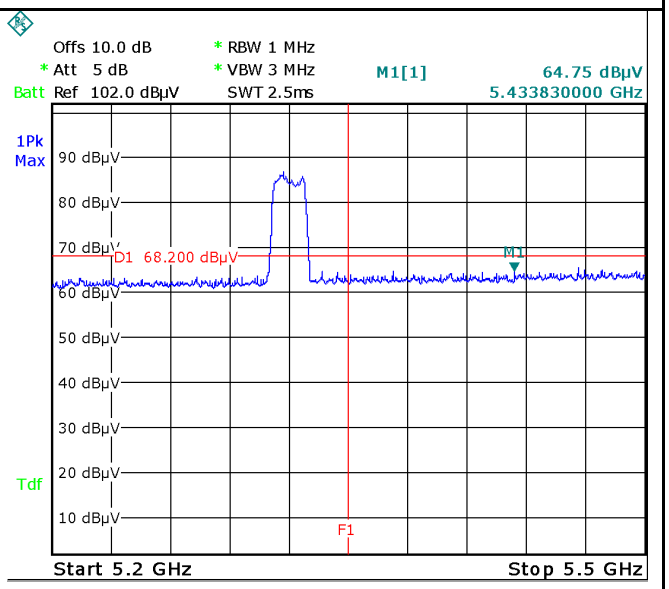

Band Edge, Right Side (Peak) - a(Ant. Gray)

Note: F1 is frequency 5200MHz

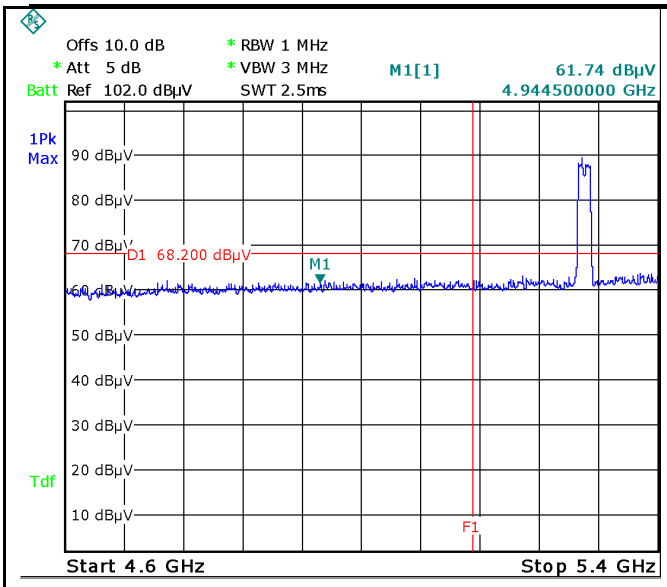

Band Edge, Left Side (Peak) - a(Ant. Black)

Note: F1 is frequency 4500MHz;

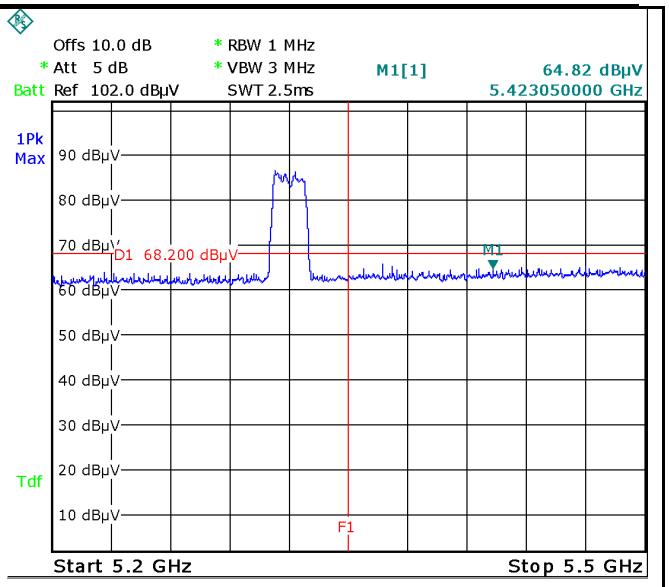

Band Edge, Right Side (Peak) - a(Ant. Black)

Note: F1 is frequency 5200MHz

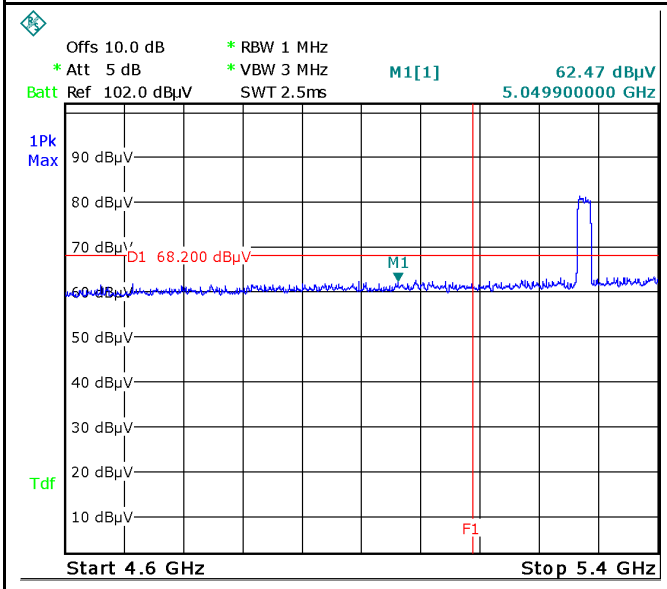

Band Edge, Left Side (Peak) - ac20

Note: F1 is frequency 4500MHz;

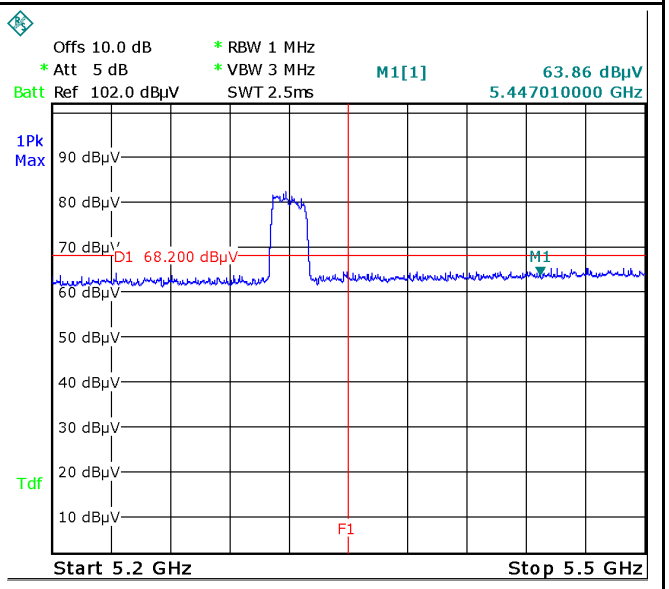

Band Edge, Right Side (Peak) - ac20

Note: F1 is frequency 5200MHz

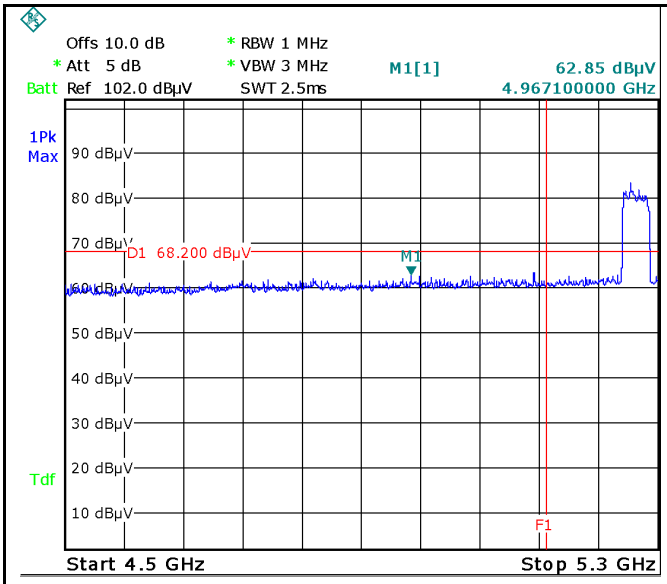

Band Edge, Left Side (Peak) - ac40

Note: F1 is frequency 4500MHz;

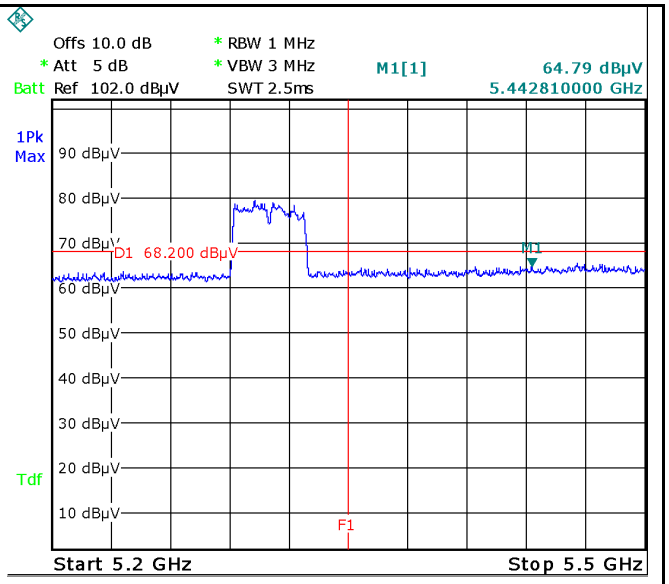

Band Edge, Right Side (Peak) - ac40

Note: F1 is frequency 5200MHz

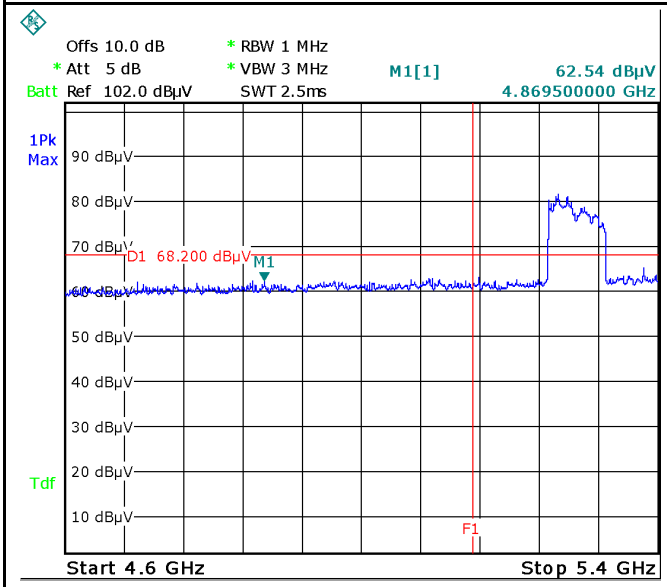

Band Edge, Left Side (Peak) - ac80

Note: F1 is frequency 4500MHz;

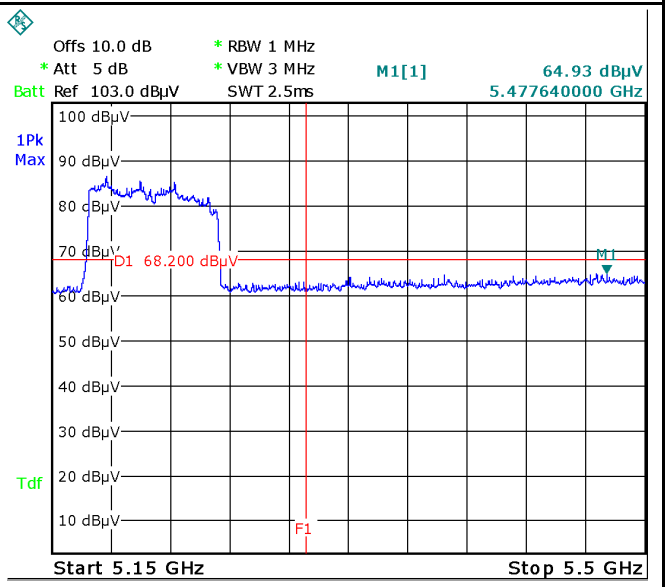

Band Edge, Right Side (Peak) - ac80

Note: F1 is frequency 5200MHz

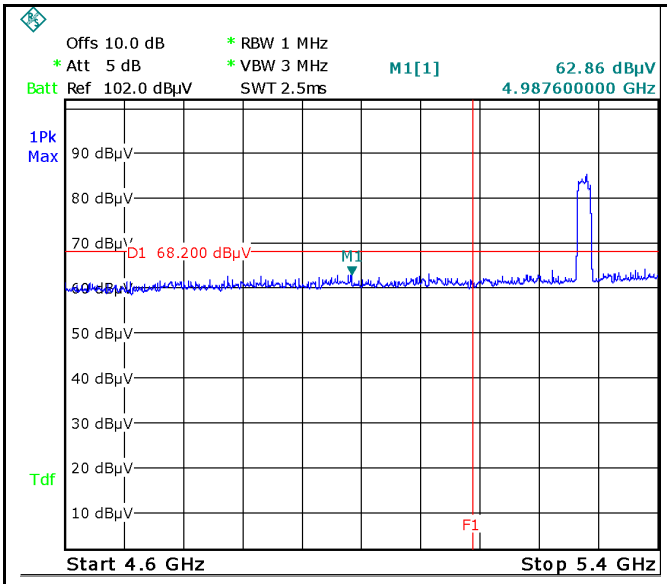

Band Edge, Left Side (Peak) - n20

Note: F1 is frequency 4500MHz;

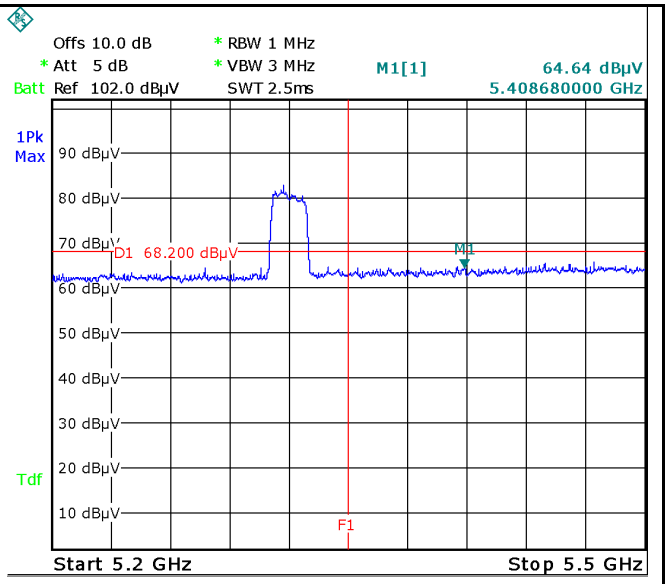

Band Edge, Right Side (Peak) - n20

Note: F1 is frequency 5200MHz

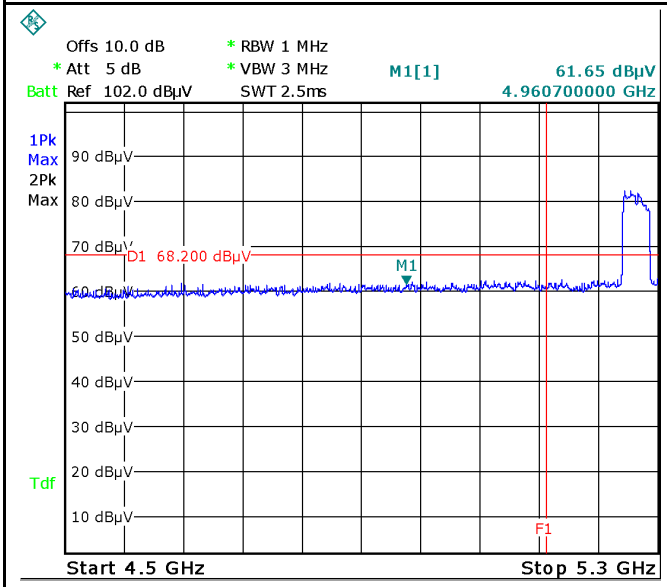

Band Edge, Left Side (Peak) - n40

Note: F1 is frequency 4500MHz;

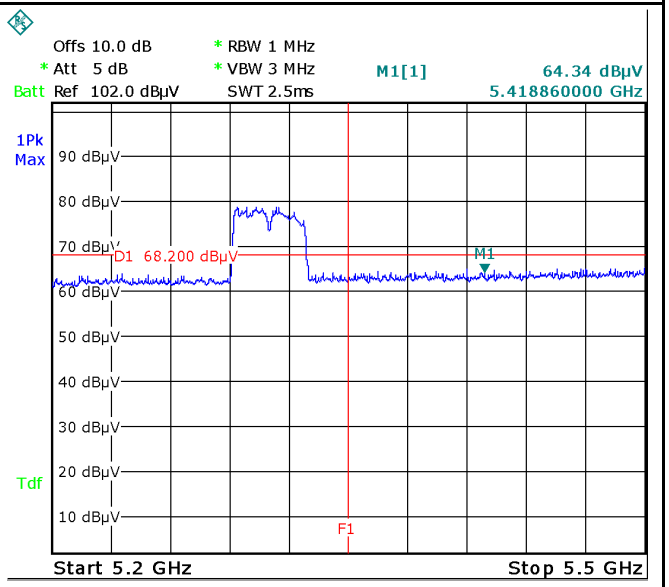

Band Edge, Right Side (Peak) - n40

Note: F1 is frequency 5200MHz

5470-5725MHz

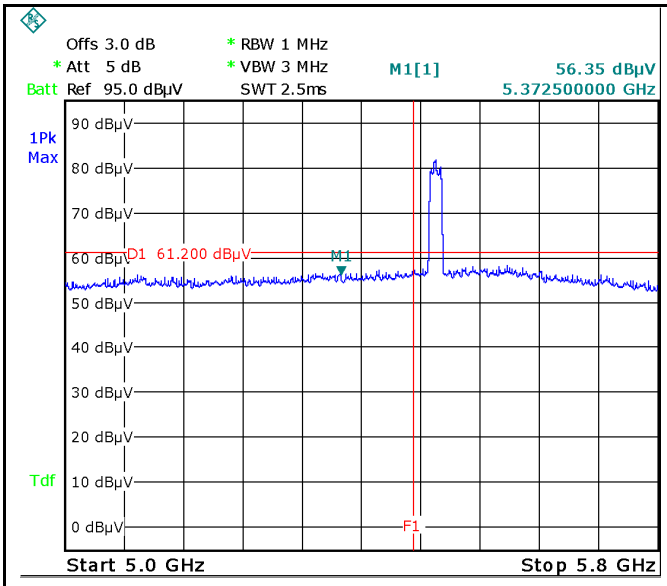

Band Edge, Left Side (Peak) - a (Ant. Green)

Note: F1 is frequency 4500MHz;

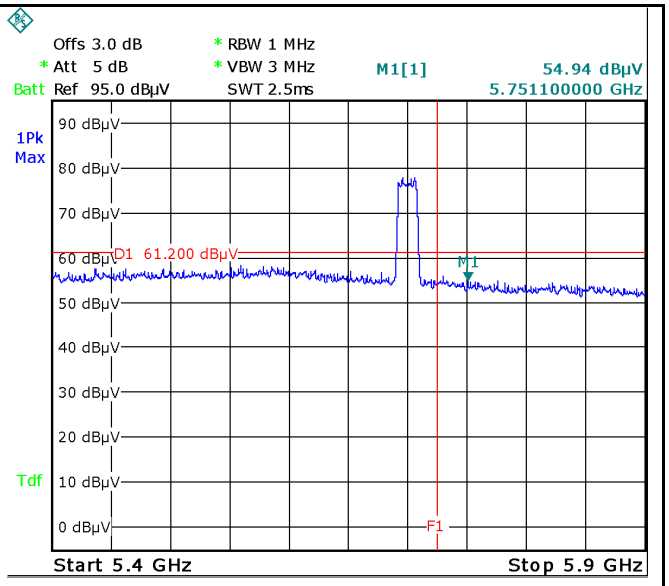

Band Edge, Right Side (Peak) - a (Ant. Green)

Note: F1 is frequency 5200MHz

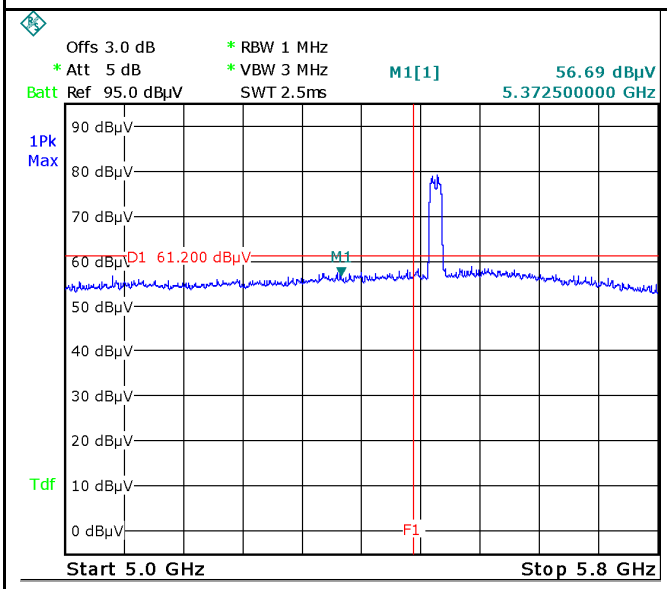

Band Edge, Left Side (Peak) - a(Ant. Gray)

Note: F1 is frequency 4500MHz;

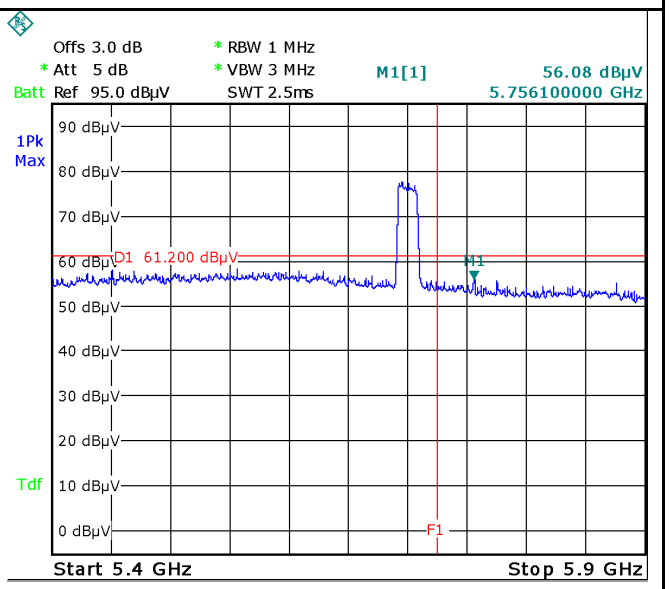

Band Edge, Right Side (Peak) - a(Ant. Gray)

Note: F1 is frequency 5200MHz

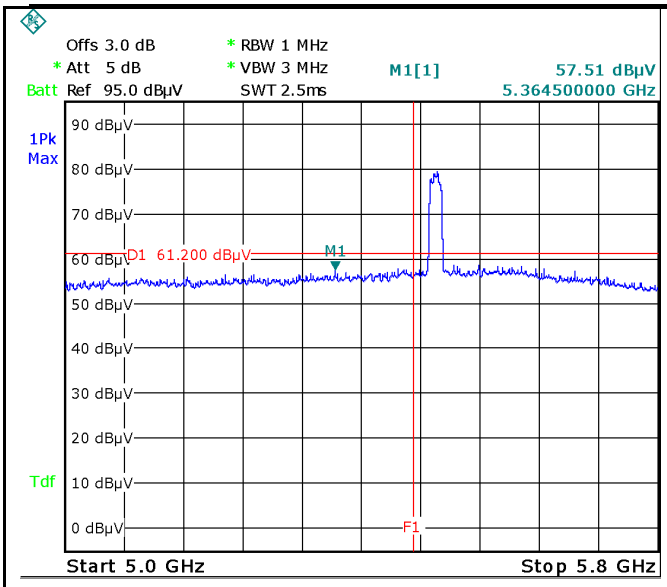

Band Edge, Left Side (Peak) - a(Ant. Black)

Note: F1 is frequency 4500MHz;

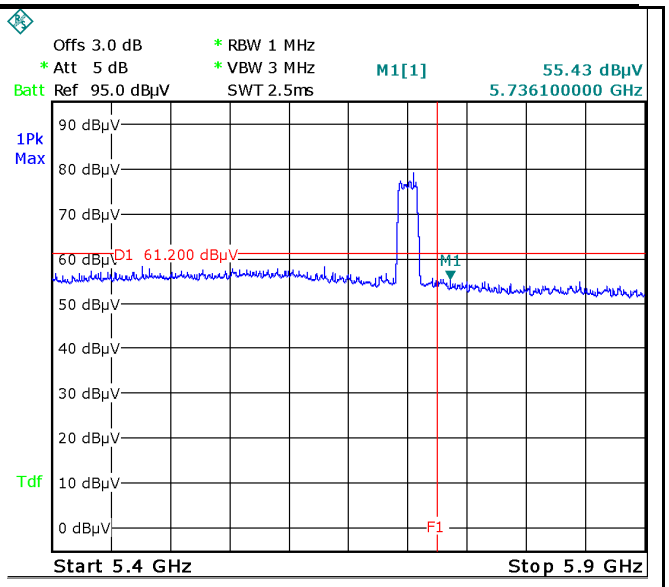

Band Edge, Right Side (Peak) - a(Ant. Black)

Note: F1 is frequency 5200MHz

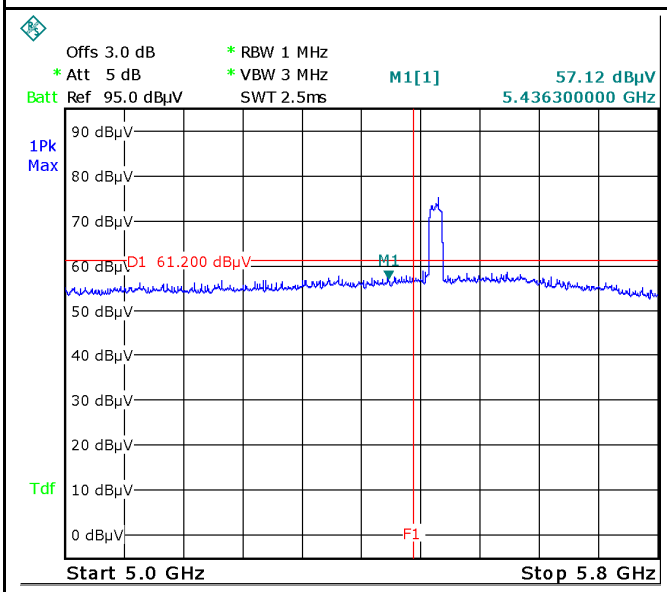

Band Edge, Left Side (Peak) - ac20

Note: F1 is frequency 4500MHz;

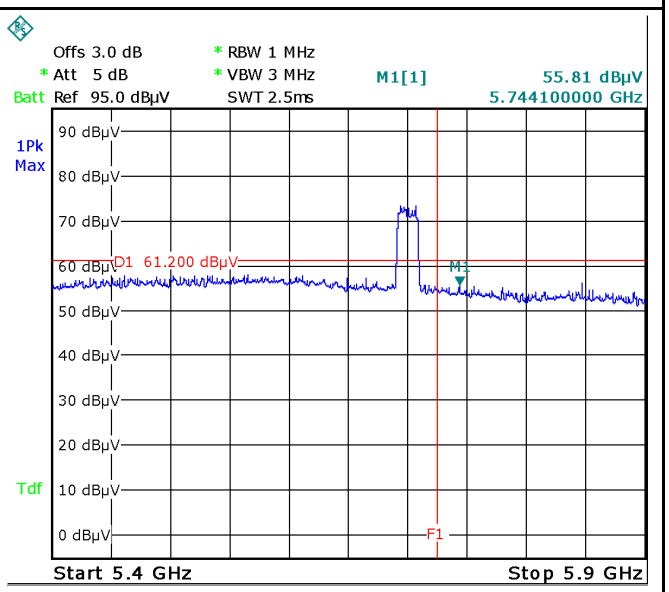

Band Edge, Right Side (Peak) - ac20

Note: F1 is frequency 5200MHz

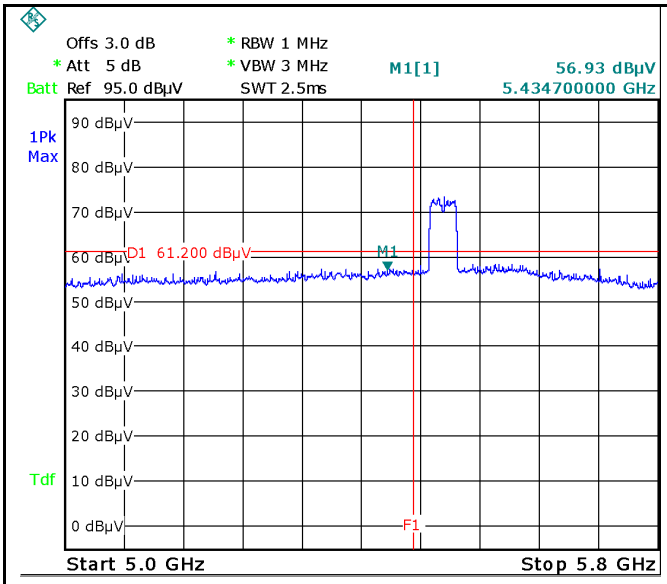

Band Edge, Left Side (Peak) - ac40

Note: F1 is frequency 4500MHz;

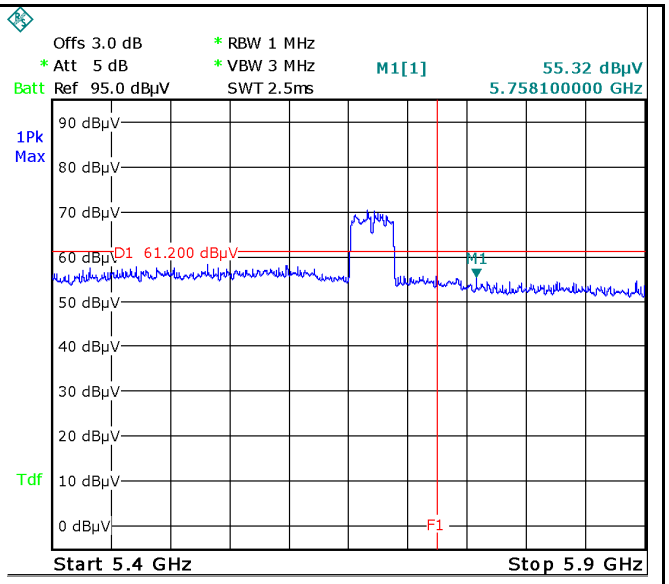

Band Edge, Right Side (Peak) - ac40

Note: F1 is frequency 5200MHz

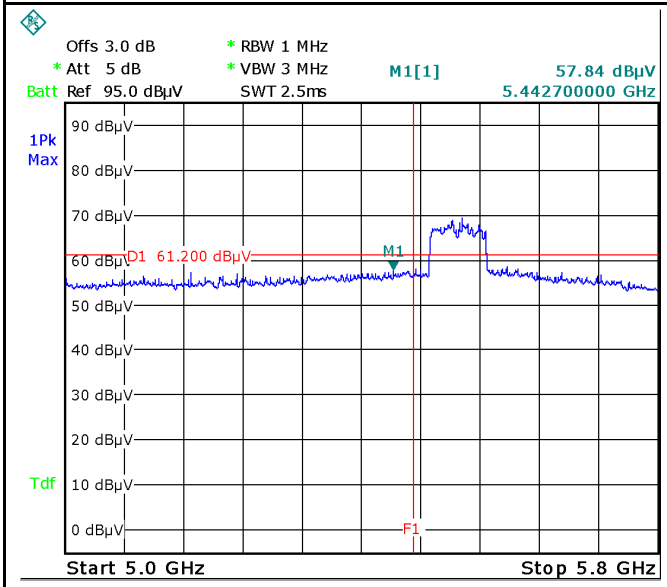

Band Edge, Left Side (Peak) - ac80

Note: F1 is frequency 4500MHz;

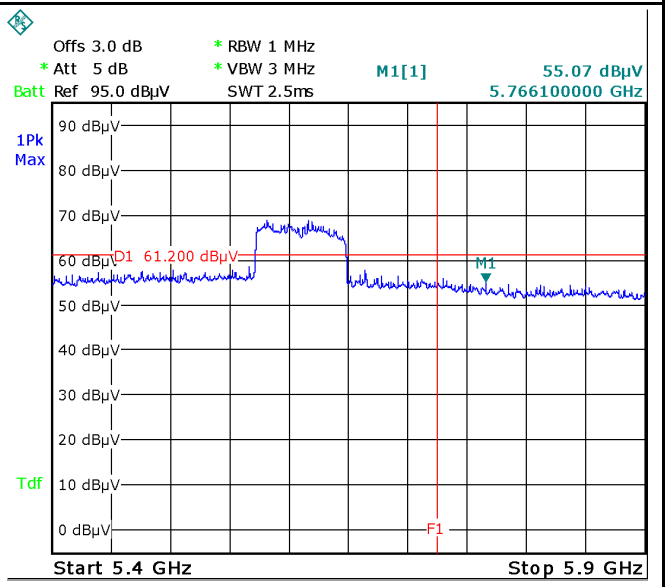

Band Edge, Right Side (Peak) - ac80

Note: F1 is frequency 5200MHz

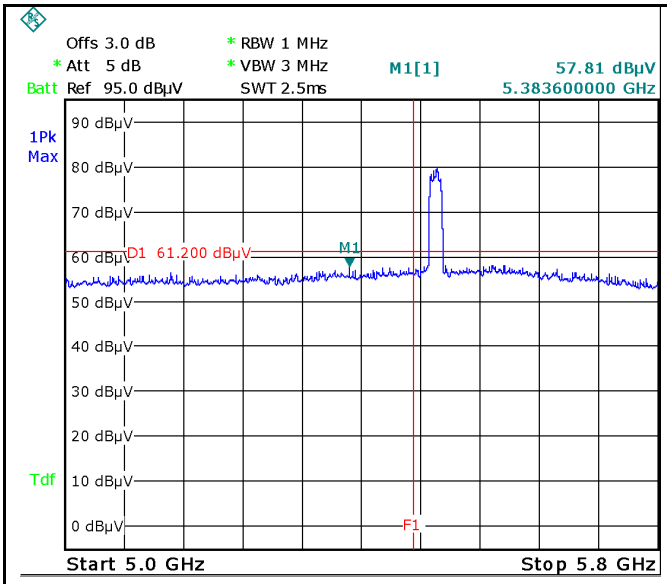

Band Edge, Left Side (Peak) - n20

Note: F1 is frequency 4500MHz;

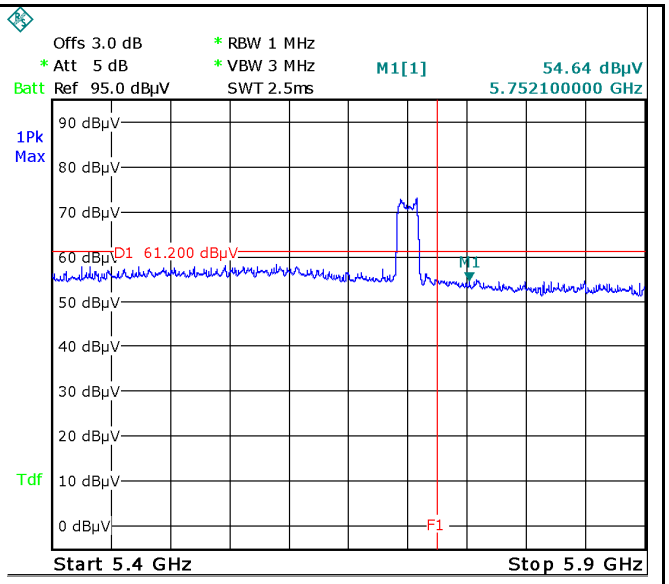

Band Edge, Right Side (Peak) - n20

Note: F1 is frequency 5200MHz

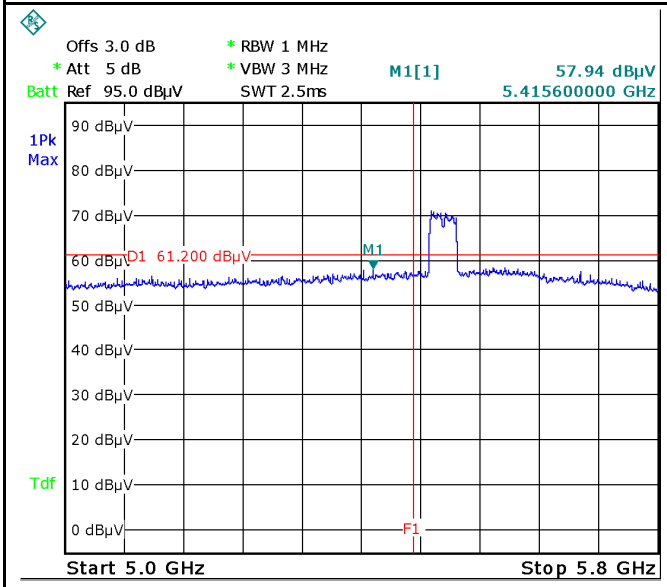

Band Edge, Left Side (Peak) - n40

Note: F1 is frequency 4500MHz;

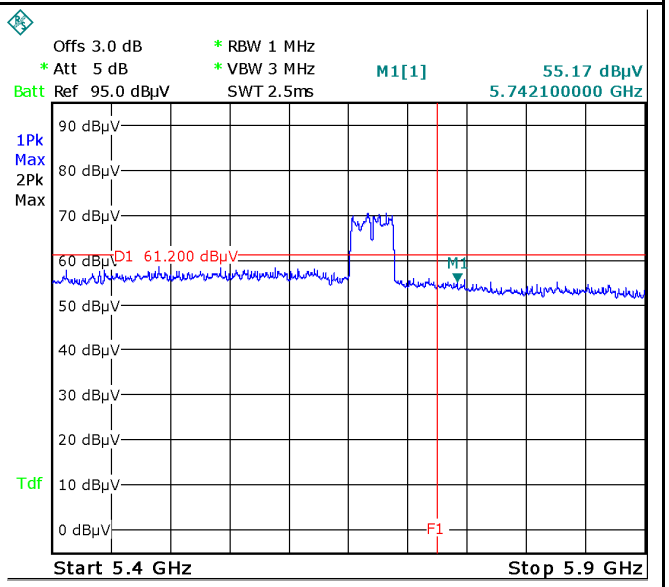

Band Edge, Right Side (Peak) - n40

Note: F1 is frequency 5200MHz

5725-5850MHz

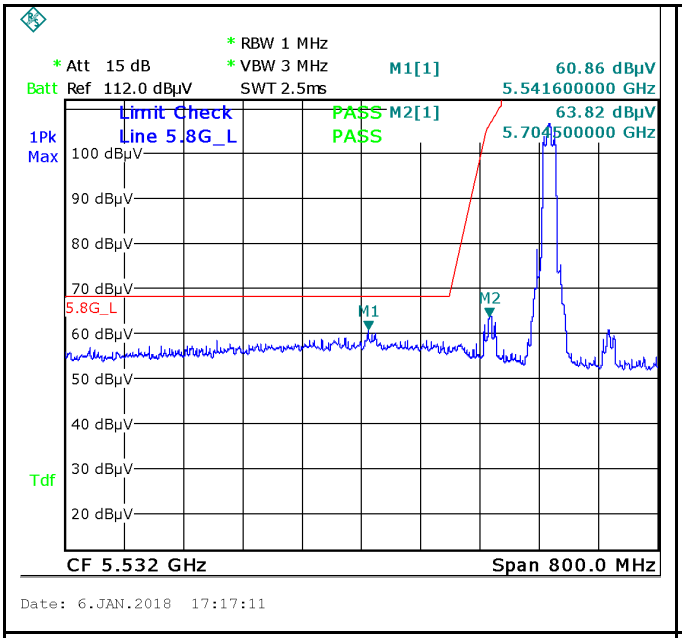

Band Edge, Left Side (Peak) - a (Ant. Green)

Note: F1 is frequency 4500MHz;

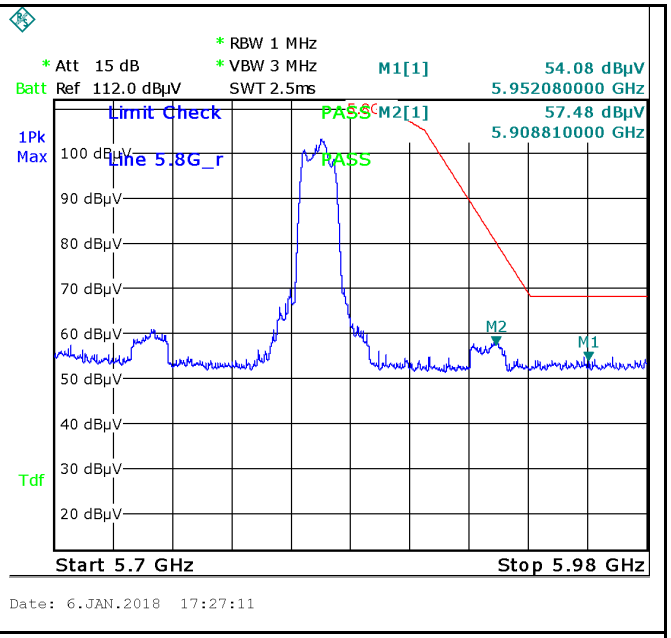

Band Edge, Right Side (Peak) - a (Ant. Green)

Note: F1 is frequency 5200MHz

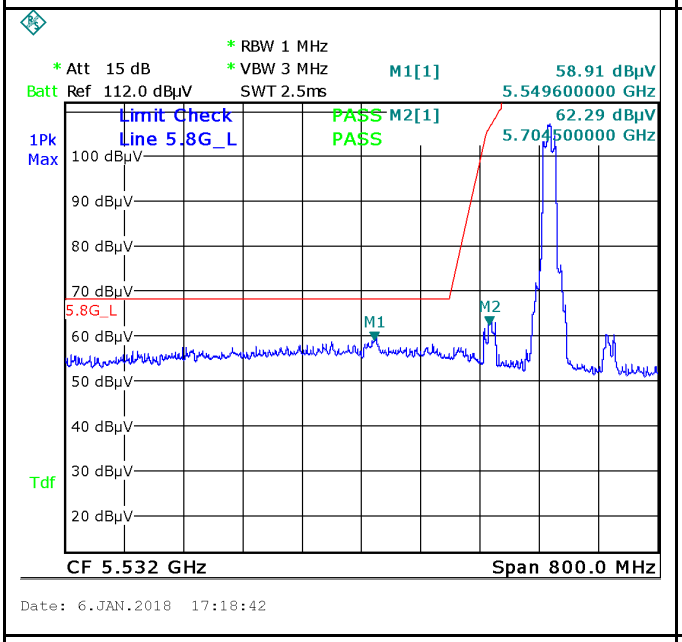

Band Edge, Left Side (Peak) - a(Ant. Gray)

Note: F1 is frequency 4500MHz;

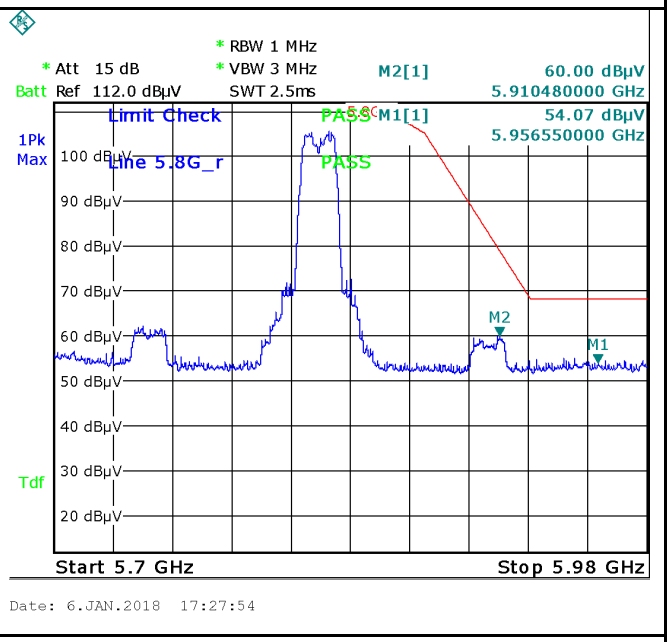

Band Edge, Right Side (Peak) - a(Ant. Gray)

Note: F1 is frequency 5200MHz

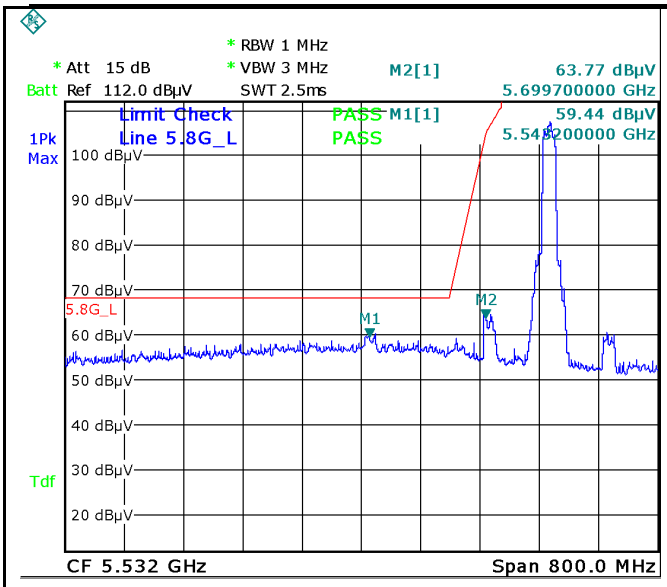

Band Edge, Left Side (Peak) - a(Ant. Black)

Note: F1 is frequency 4500MHz;

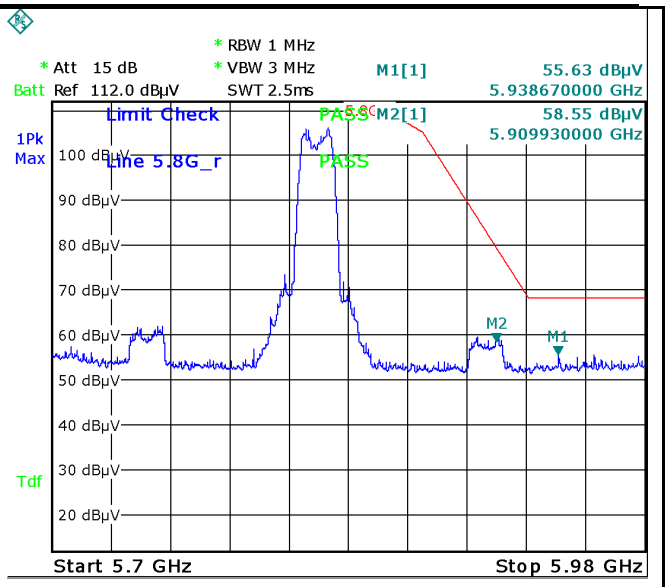

Band Edge, Right Side (Peak) - a(Ant. Black)

Note: F1 is frequency 5200MHz

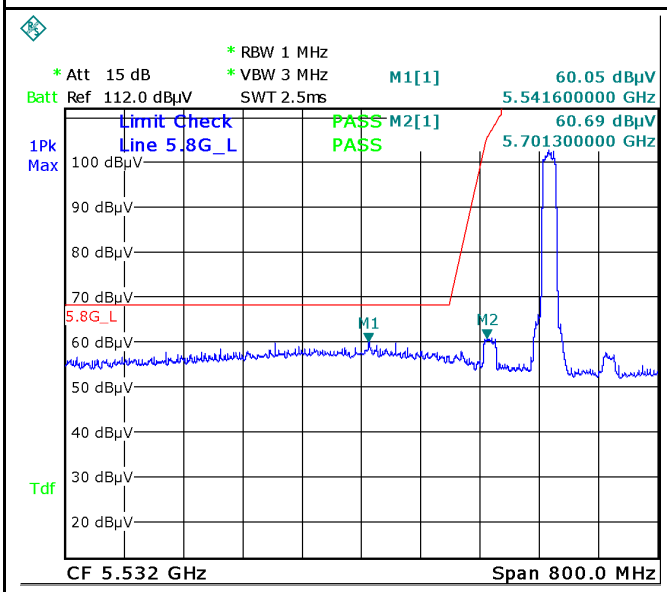

Band Edge, Left Side (Peak) - ac20

Note: F1 is frequency 5100MHz;

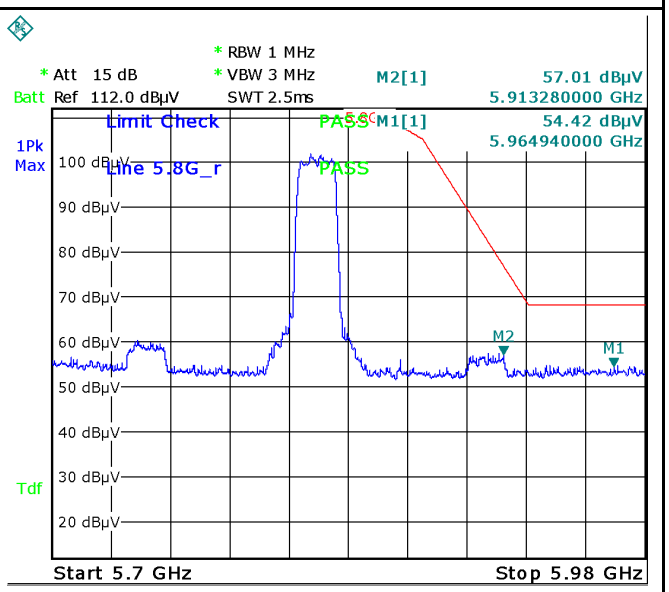

Band Edge, Right Side (Peak) - ac20

Note: F1 is frequency 5400MHz

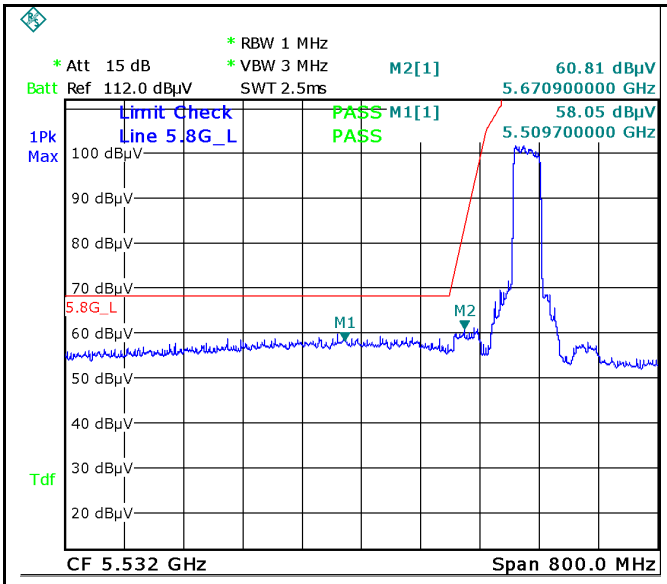

Band Edge, Left Side (Peak) - ac40

Note: F1 is frequency 5100MHz;

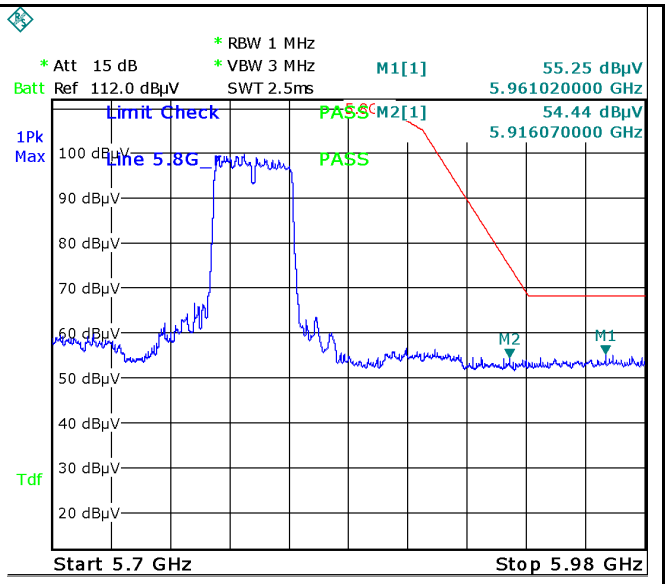

Band Edge, Right Side (Peak) - ac40

Note: F1 is frequency 5400MHz

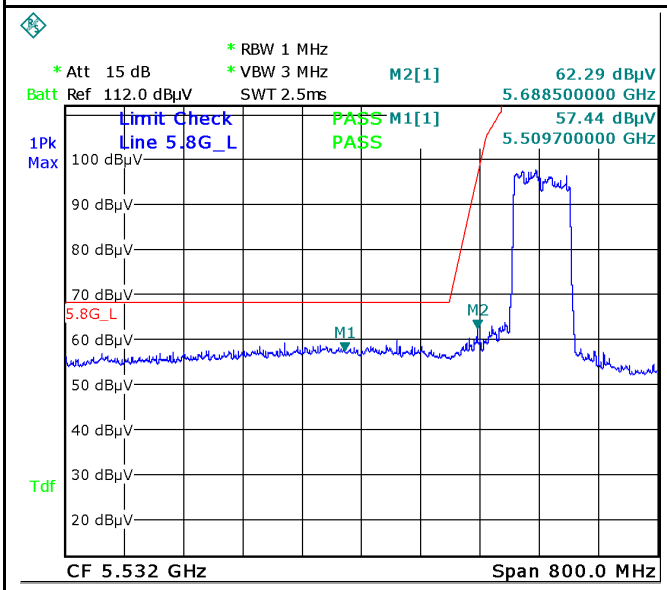

Band Edge, Left Side (Peak) - ac80

Note: F1 is frequency 5100MHz;

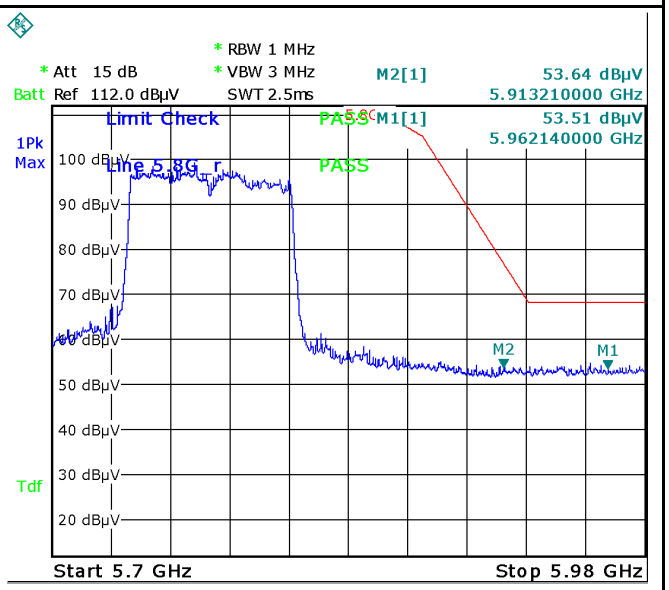

Band Edge, Right Side (Peak) - ac80

Note: F1 is frequency 5400MHz

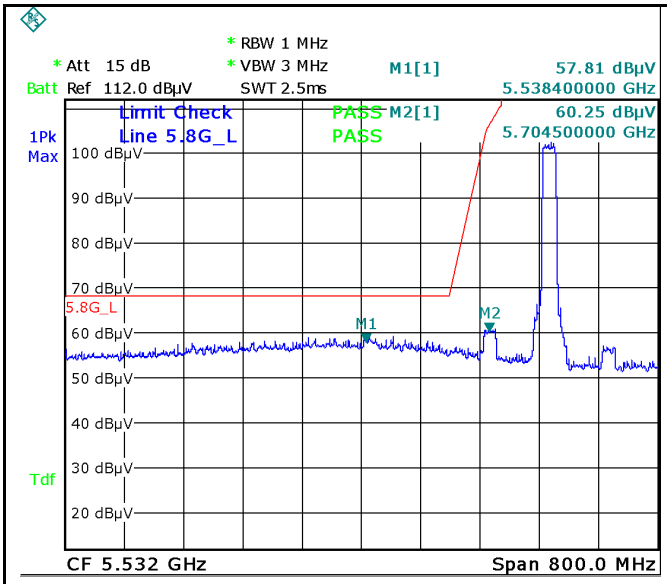

Band Edge, Left Side (Peak) - n20

Note: F1 is frequency 5100MHz;

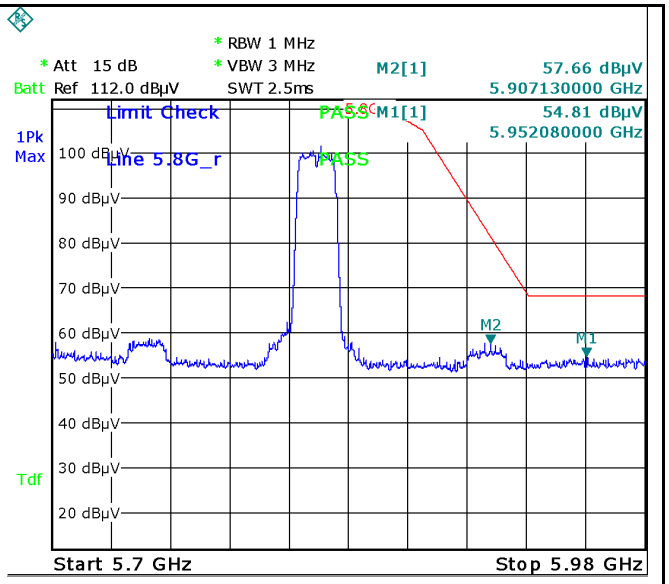

Band Edge, Right Side (Peak) - n20

Note: F1 is frequency 5400MHz

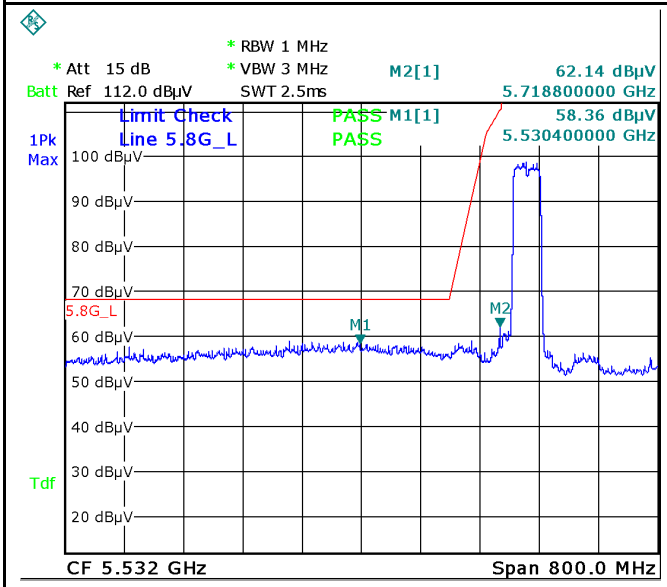

Band Edge, Left Side (Peak) - n40

Note: F1 is frequency 5100MHz;

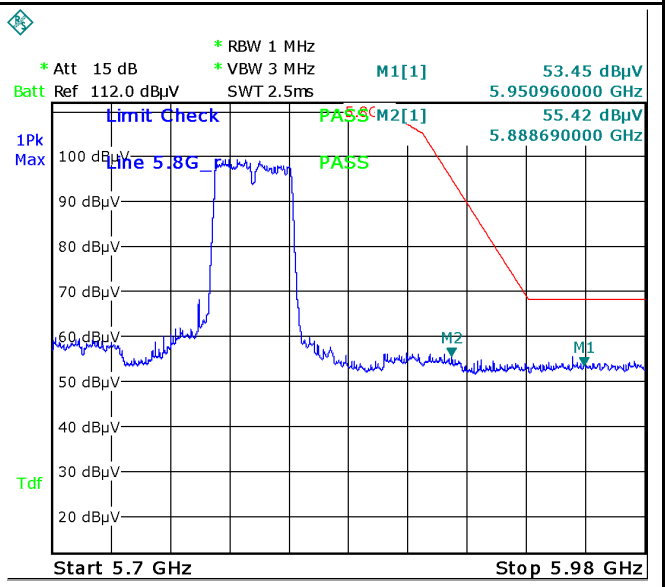

Band Edge, Right Side (Peak) - n40

Note: F1 is frequency 5400MHz

6.7 §15.207 (a) - AC Power Line Conducted Emissions

Requirement:

Frequency of emission (MHz)	Conducted limit (dBμ V)	
	Quasi-peak	Average
0.15– 0.5	66 to 56*	56 to 46*
0.5– 5	56	46
5– 30	60	50

*Decreases with the logarithm of the frequency.

Procedures:

1. All possible modes of operation were investigated. Only the 6 worst case emissions measured, using the correct CISPR and Average detectors, are reported. All other emissions were relatively insignificant.
2. A "-ve" margin indicates a PASS as it refers to the margin present below the limit line at the particular frequency.
3. Conducted Emissions Measurement Uncertainty
   All test measurements carried out are traceable to national standards. The uncertainty of the measurement at a confidence level of approximately 95% (in the case where distributions are normal), with a coverage factor of 2, in the range 9kHz – 30MHz (Average & Quasi-peak) is ±3.5dB.
4. Environmental Conditions
   Temperature 25°C
   Relative Humidity 57%
   Atmospheric Pressure 1015mbar
5. Test date : January 07, 2018
   Tested By : Aaron Liang

Result: PASS

Test Mode:	Transmitting Mode

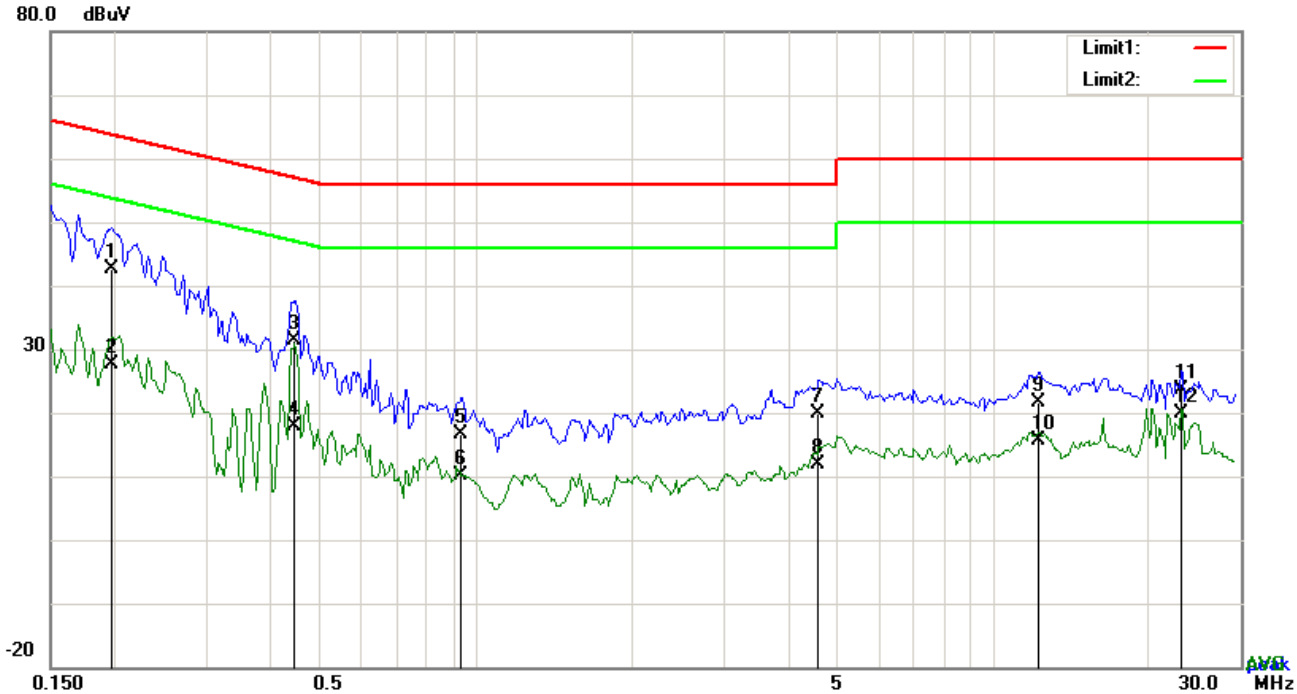

Test Data

Phase Line Plot at 120Vac, 60Hz

No.	P/L	Frequency (MHz)	Reading (dBµV)	Detector	Corrected (dB)	Result (dBµV)	Limit (dBµV)	Margin (dB)
1	L1	0.1968	32.56	QP	10.03	42.59	63.74	-21.15
2	L1	0.1968	17.61	AVG	10.03	27.64	53.74	-26.10
3	L1	0.4464	21.37	QP	10.03	31.40	56.94	-25.54
4	L1	0.4464	7.90	AVG	10.03	17.93	46.94	-29.01
5	L1	0.9378	6.59	QP	10.03	16.62	56.00	-39.38
6	L1	0.9378	0.07	AVG	10.03	10.10	46.00	-35.90
7	L1	4.5873	9.85	QP	10.07	19.92	56.00	-36.08
8	L1	4.5873	1.70	AVG	10.07	11.77	46.00	-34.23
9	L1	12.2391	11.50	QP	10.18	21.68	60.00	-38.32
10	L1	12.2391	5.43	AVG	10.18	15.61	50.00	-34.39
11	L1	23.1279	13.37	QP	10.36	23.73	60.00	-36.27
12	L1	23.1279	9.50	AVG	10.36	19.86	50.00	-30.14

Test Mode:	Transmitting Mode

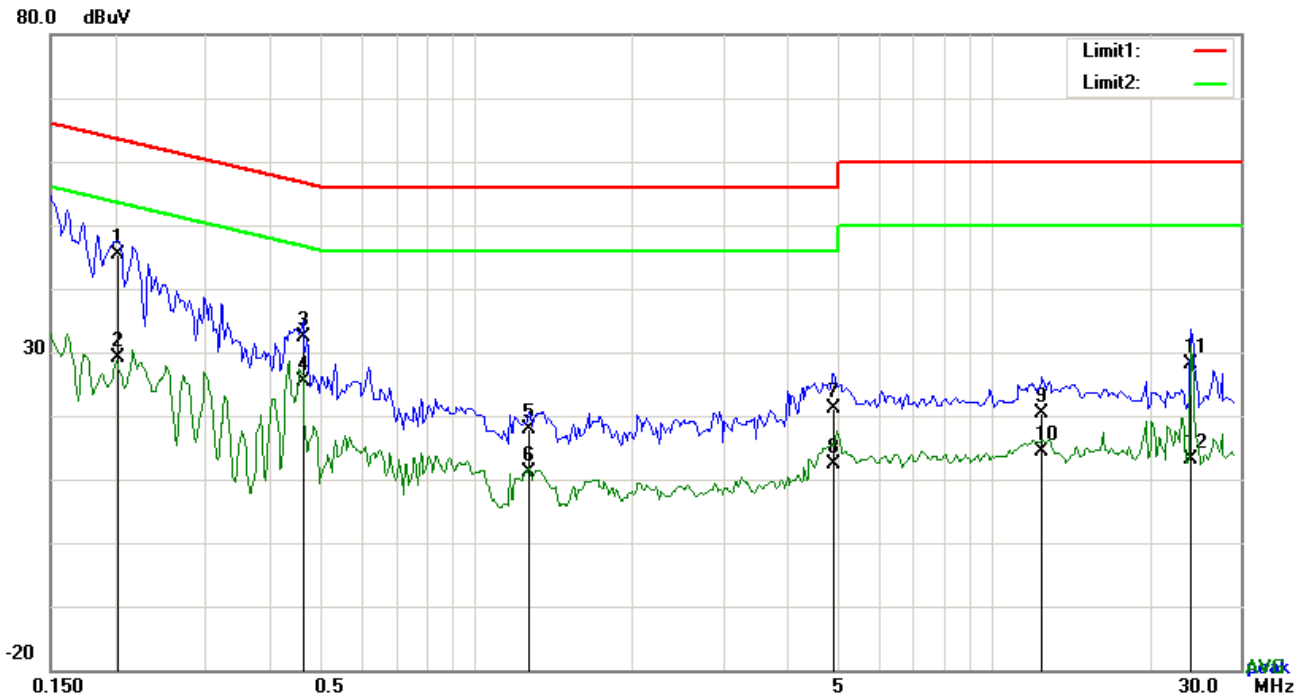

Test Data

Phase Neutral Plot at 120Vac, 60Hz

No.	P/L	Frequency (MHz)	Reading (dBµV)	Detector	Corrected (dB)	Result (dBµV)	Limit (dBµV)	Margin (dB)
1	N	0.2029	35.39	QP	10.02	45.41	63.49	-18.08
2	N	0.2029	19.00	AVG	10.02	29.02	53.49	-24.47
3	N	0.4620	22.36	QP	10.02	32.38	56.66	-24.28
4	N	0.4620	15.39	AVG	10.02	25.41	46.66	-21.25
5	N	1.2654	7.94	QP	10.03	17.97	56.00	-38.03
6	N	1.2654	1.19	AVG	10.03	11.22	46.00	-34.78
7	N	4.9032	11.07	QP	10.07	21.14	56.00	-34.86
8	N	4.9032	2.42	AVG	10.07	12.49	46.00	-33.51
9	N	12.3951	10.14	QP	10.17	20.31	60.00	-39.69
10	N	12.3951	4.32	AVG	10.17	14.49	50.00	-35.51
11	N	24.0678	17.77	QP	10.33	28.10	60.00	-31.90
12	N	24.0678	2.77	AVG	10.33	13.10	50.00	-36.90

Test Mode:	Transmitting Mode

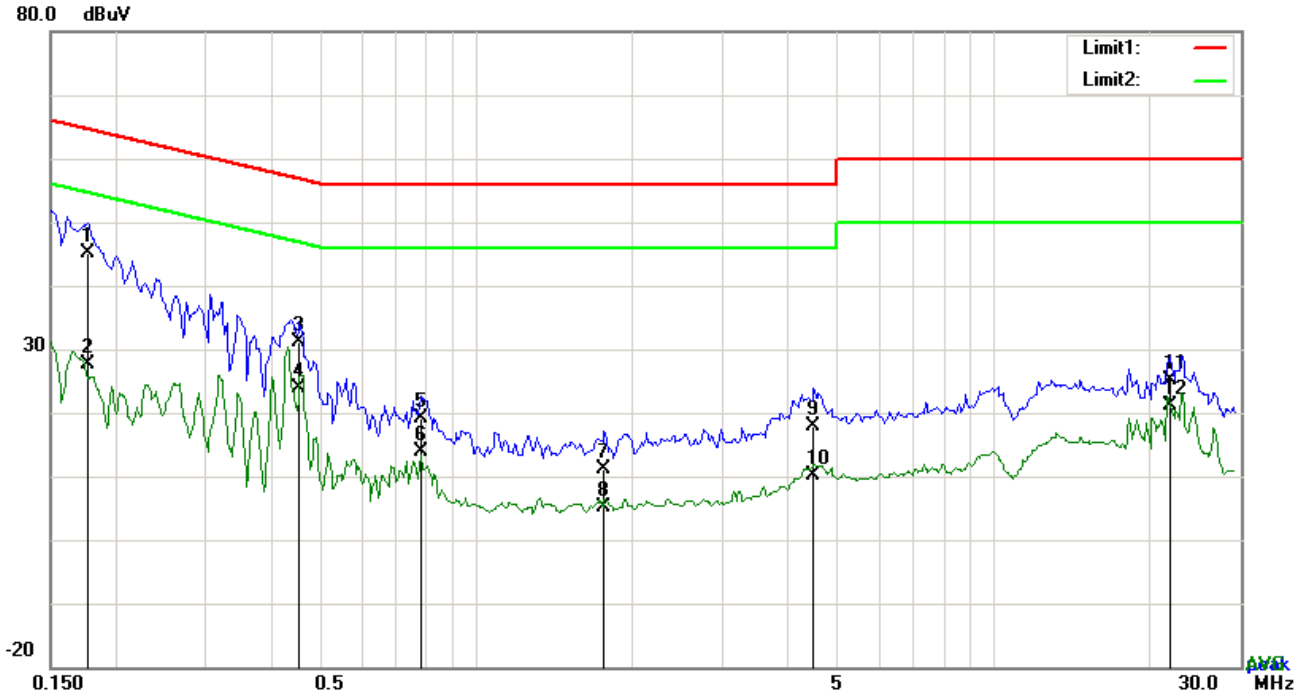

Test Data

Phase Line Plot at 240Vac, 60Hz

No.	P/L	Frequency (MHz)	Reading (dBµV)	Detector	Corrected (dB)	Result (dBµV)	Limit (dBµV)	Margin (dB)
1	L1	0.1773	35.06	QP	10.03	45.09	64.61	-19.52
2	L1	0.1773	17.61	AVG	10.03	27.64	54.61	-26.97
3	L1	0.4542	21.07	QP	10.03	31.10	56.80	-25.70
4	L1	0.4542	13.75	AVG	10.03	23.78	46.80	-23.02
5	L1	0.7818	9.20	QP	10.03	19.23	56.00	-36.77
6	L1	0.7818	3.74	AVG	10.03	13.77	46.00	-32.23
7	L1	1.7685	1.04	QP	10.04	11.08	56.00	-44.92
8	L1	1.7685	-4.80	AVG	10.04	5.24	46.00	-40.76
9	L1	4.4937	7.71	QP	10.07	17.78	56.00	-38.22
10	L1	4.4937	0.01	AVG	10.07	10.08	46.00	-35.92
11	L1	21.9072	14.89	QP	10.34	25.23	60.00	-34.77
12	L1	21.9072	10.69	AVG	10.34	21.03	50.00	-28.97

Test Mode:	Transmitting Mode

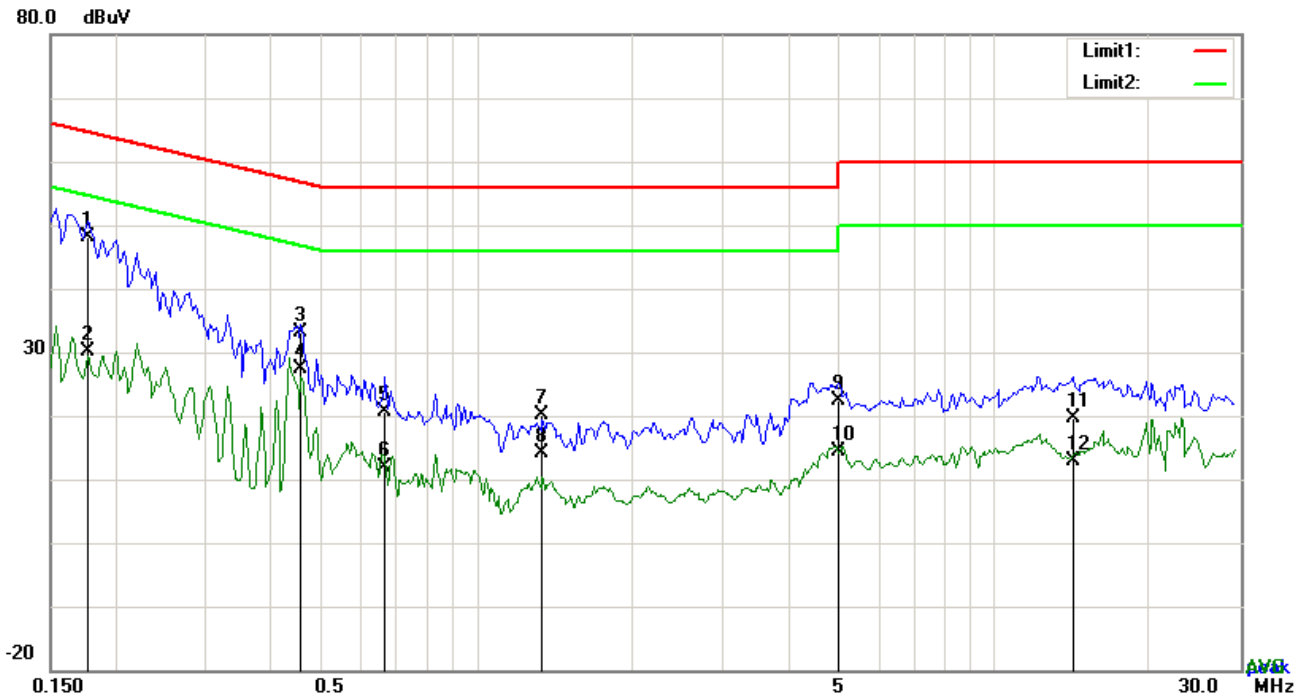

Test Data

Phase Neutral Plot at 240Vac, 60Hz

No.	P/L	Frequency (MHz)	Reading (dBµV)	Detector	Corrected (dB)	Result (dBµV)	Limit (dBµV)	Margin (dB)
1	N	0.1773	38.07	QP	10.02	48.09	64.61	-16.52
2	N	0.1773	20.09	AVG	10.02	30.11	54.61	-24.50
3	N	0.4581	23.04	QP	10.02	33.06	56.73	-23.67
4	N	0.4581	17.29	AVG	10.02	27.31	46.73	-19.42
5	N	0.6648	10.67	QP	10.02	20.69	56.00	-35.31
6	N	0.6648	1.74	AVG	10.02	11.76	46.00	-34.24
7	N	1.3434	10.13	QP	10.03	20.16	56.00	-35.84
8	N	1.3434	4.10	AVG	10.03	14.13	46.00	-31.87
9	N	5.0124	12.31	QP	10.07	22.38	60.00	-37.62
10	N	5.0124	4.26	AVG	10.07	14.33	50.00	-35.67
11	N	14.2515	9.35	QP	10.19	19.54	60.00	-40.46
12	N	14.2515	2.72	AVG	10.19	12.91	50.00	-37.09

6.8 §15.209, §15.205 & §15.407(b) - Radiated Spurious Emissions & Unwanted Emissions into Restricted Frequency Bands

1. All possible modes of operation were investigated. Only the 6 worst case emissions measured, using the correct CISPR detectors, are reported. All other emissions were relatively insignificant.
2. A "-ve" margin indicates a PASS as it refers to the margin present below the limit line at the particular frequency.
3. Radiated Emissions Measurement Uncertainty
   All test measurements carried out are traceable to national standards. The uncertainty of the measurement at a confidence level of approximately 95% (in the case where distributions are normal), with a coverage factor of 2, in the range 30MHz – 1GHz & 1GHz above (3m & 10m) is +/-6dB.
4. Environmental Conditions

Environmental Conditions	Temperature	25°C
	Relative Humidity	54%
	Atmospheric Pressure	1010mbar

5. Test date : January 06, 2018
   Tested By : Aaron Liang

Requirement: §15.407(b) specifies that emissions which fall in the restricted bands, as defined in **§15.205(a)**, must comply with the radiated emission limits specified in **§15.209(a)**.

Procedures:

Radiated Spurious Emissions Measurement

An additional consideration when performing conducted measurements of restricted band emissions is that unwanted emissions radiating from the EUT cabinet, control circuits, power leads, or intermediate circuit elements will likely go undetected in a conducted measurement configuration. To address this concern, a radiated test shall be performed to ensure that emissions emanating from the EUT cabinet (rather than the antenna port) also comply with the applicable limits.

For these radiated spurious emission measurements the EUT transmit antenna may be replaced with a termination matching the nominal impedance of the antenna. Established procedures for performing radiated measurements shall be used (see C63.10). All detected emissions must comply with the applicable limits.

Measurement Detectors

§15.35(a) specifies that on frequencies less than and below 1000 MHz, the radiated emissions limits assume the use of a CISPR quasi-peak detector function and related measurement bandwidths. **§15.35(b)** specifies that on frequencies above 1000 MHz, the radiated emissions limits assume the use of an average detector and a minimum resolution bandwidth of 1 MHz. In addition, **§15.35(b)** that when average radiated emissions measurements are specified there is also a limit on the peak emissions level which is 20 dB above the applicable maximum permitted average emission limit. These specifications also apply to conducted emissions measurements.

1. CISPR Quasi-Peak Measurement

The specifications for the measuring instrument using the CISPR quasi-peak detector can be found in Publication 16 of the International Special Committee on Radio Frequency Interference (CISPR) of the International Electrotechnical Commission.

As an alternative to CISPR quasi-peak measurement, compliance can be demonstrated to the applicable emission limits using a peak detector.

2. Peak Power Measurement Procedure

Utilize the peak power measurement procedure specified in Section 8.1.1 with the following modifications:

Set analyzer center frequency to the frequency associated with the restricted band emission under examination.

Set RBW = 1 MHz.

Note that if the peak measured value complies with the average limit, it is not necessary to perform a separate average measurement. If this option is exercised, it should be so noted in the test report.

3. Average Power Measurement Procedures

The average restricted band emission levels must be measured with the EUT transmitting continuously (≥ 98% duty cycle) at its maximum power control level. Optionally, video triggering/signal gating can be used to ensure that measurements are performed only when the EUT is transmitting at its maximum power control level.

The average power measurement procedures described in Section 8.2 shall be used with the following modifications:

Set analyzer center frequency to the frequency associated with the restricted band emission.

Set span to at least 1 MHz.

Use peak marker function to determine the highest amplitude within the RBW (1 MHz).

Test Mode:	Transmitting Mode

(Below 1GHz)

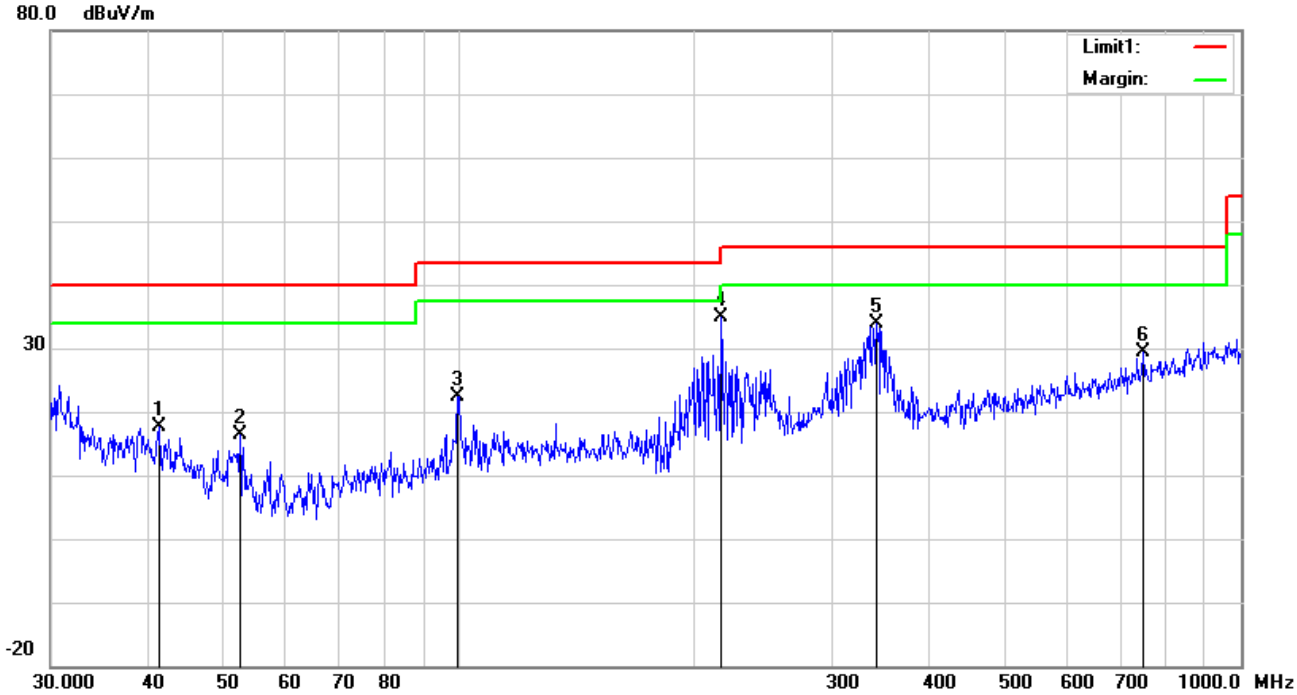

Test Data

Vertical Polarity Plot @3m

No.	Frequency	Reading	Detector	Ant_F	PA_G	Cab_L	Result	Limit	Margin	Height	Degree
	(MHz)	(dBuV/m)		(dB/m)	(dB)	(dB)	(dBuV/m)	(dBuV/m)	(dB)	(cm)	( )
1	41.2765	26.16	peak	13.06	22.28	0.78	17.72	40.00	-22.28	100	114
2	52.3913	29.89	peak	8.14	22.39	0.79	16.43	40.00	-23.57	100	46
3	99.5281	33.35	peak	10.29	22.32	1.11	22.43	43.50	-21.07	100	279
4	216.0240	43.67	peak	11.88	22.35	1.59	34.79	46.00	-11.21	100	128
5	341.9787	39.62	peak	14.48	22.17	2.00	33.93	46.00	-12.07	100	51
6	750.1083	26.91	peak	20.80	21.25	2.87	29.33	46.00	-16.67	100	347

(Below 1GHz)

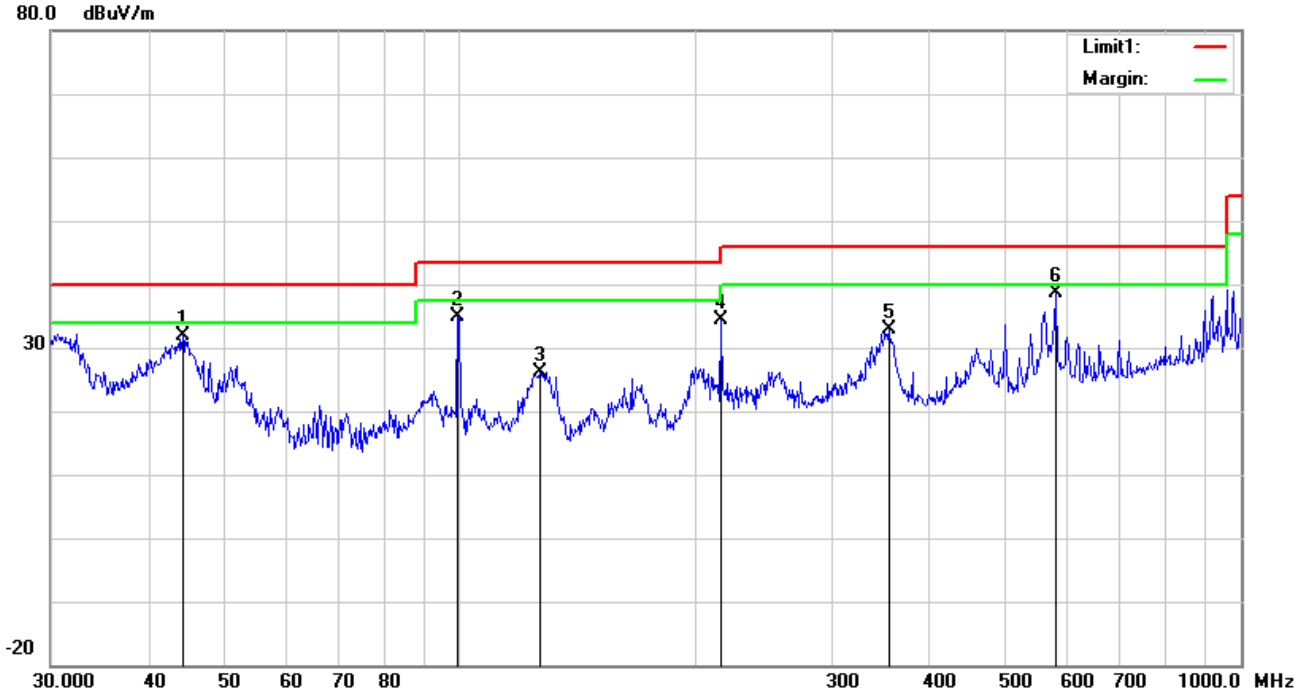

Test Data

Horizontal Polarity Plot @3m

No.	Frequency	Reading	Detector	Ant_F	PA_G	Cab_L	Result	Limit	Margin	Height	Degree
	(MHz)	(dBuV/m)		(dB/m)	(dB)	(dB)	(dBuV/m)	(dBuV/m)	(dB)	(cm)	( )
1	44.2752	42.45	peak	11.08	22.29	0.76	32.00	40.00	-8.00	100	315
2	99.5281	45.77	peak	10.29	22.32	1.11	34.85	43.50	-8.65	100	260
3	126.7723	33.85	peak	13.46	22.38	1.19	26.12	43.50	-17.38	100	342
4	216.0240	43.26	peak	11.88	22.35	1.59	34.38	46.00	-11.62	100	147
5	354.1831	38.15	peak	14.74	22.14	2.04	32.79	46.00	-13.21	100	299
6	580.7026	38.82	peak	18.83	21.62	2.49	38.52	46.00	-7.48	100	252

Above 1GHz

5150-5250MHz

Test Mode:	Transmitting Mode

Low Channel (5180 MHz-a(Ant. Green mode)

Frequency (MHz)	S.A. Reading (dBµV)	Detector (PK/AV)	Polarity (H/V)	Ant. Factor (dB/m)	Cable Loss (dB)	Pre-Amp. Gain (dB)	Cord Amp. (dBµV/m)	Limit (dBµV/m)	Margin (dB)
10360	38.13	AV	V	39.42	11.11	47.26	41.4	54	-12.6
10360	37.41	AV	H	39.42	11.11	47.26	40.68	54	-13.32
10360	54	PK	V	39.42	11.11	47.26	57.27	74	-16.73
10360	49.54	PK	H	39.42	11.11	47.26	52.81	74	-21.19
2999.2	53.73	AV	V	30.19	5.88	48.21	41.59	54	-12.41
2999.2	51.85	AV	H	30.19	5.88	48.21	39.71	54	-14.29
2999.2	72.15	PK	V	30.19	5.88	48.21	60.01	74	-13.99
2999.2	62.95	PK	H	30.19	5.88	48.21	50.81	74	-23.19

Middle Channel (5220 MHz- Ant. Green mode)

Frequency (MHz)	S.A. Reading (dBµV)	Detector (PK/AV)	Polarity (H/V)	Ant. Factor (dB/m)	Cable Loss (dB)	Pre-Amp. Gain (dB)	Cord Amp. (dBµV/m)	Limit (dBµV/m)	Margin (dB)
10440	37.9	AV	V	39.92	10.54	47.02	41.34	54	-12.66
10440	37.63	AV	H	39.92	10.54	47.02	41.07	54	-12.93
10440	50.95	PK	V	39.92	10.54	47.02	54.39	74	-19.61
10440	48.35	PK	H	39.92	10.54	47.02	51.79	74	-22.21
2842.2	56.78	AV	V	28.93	5.28	49.37	41.62	54	-12.38
2842.2	57.18	AV	H	28.93	5.28	49.37	42.02	54	-11.98
2842.2	65.13	PK	V	28.93	5.28	49.37	49.97	74	-24.03
2842.2	65.48	PK	H	28.93	5.28	49.37	50.32	74	-23.68

High Channel (5240 MHz- Ant. Green mode)

Frequency (MHz)	S.A. Reading (dBμV)	Detector (PK/AV)	Polarity (H/V)	Ant. Factor (dB/m)	Cable Loss (dB)	Pre-Amp. Gain (dB)	Cord Amp. (dBμV/m)	Limit (dBμV/m)	Margin (dB)
10480	39.43	AV	V	40.08	10.04	47.94	41.61	54	-12.39
10480	37.44	AV	H	40.08	10.04	47.94	39.62	54	-14.38
10480	49.24	PK	V	40.08	10.04	47.94	51.42	74	-22.58
10480	50.5	PK	H	40.08	10.04	47.94	52.68	74	-21.32
2999.2	52.3	AV	V	30.19	5.88	48.21	40.16	54	-13.84
2999.2	52.87	AV	H	30.19	5.88	48.21	40.73	54	-13.27
2999.2	70.69	PK	V	30.19	5.88	48.21	58.55	74	-15.45
2999.2	62.85	PK	H	30.19	5.88	48.21	50.71	74	-23.29

Note:

1, The testing has been conformed to 40GHz;
2, All other emissions more than 30 dB below the limit
3, The radiated spurious test above 18GHz is subcontracted to "BV 7LAYERS COMMUNICATION TRCHNOLOGY(SHENZHEN)CO.,LTD" Laboratories. and found 30dB below the limit at least.

Low Channel (5180 MHz-a(Ant. Gray mode)

Frequency (MHz)	S.A. Reading (dBµV)	Detector (PK/AV)	Polarity (H/V)	Ant. Factor (dB/m)	Cable Loss (dB)	Pre-Amp. Gain (dB)	Cord Amp. (dBµV/m)	Limit (dBµV/m)	Margin (dB)
10360	36.91	AV	V	39.42	11.11	47.26	40.18	54	-13.82
10360	37.96	AV	H	39.42	11.11	47.26	41.23	54	-12.77
10360	53.22	PK	V	39.42	11.11	47.26	56.49	74	-17.51
10360	50.62	PK	H	39.42	11.11	47.26	53.89	74	-20.11
2999.2	52.78	AV	V	30.19	5.88	48.21	40.64	54	-13.36
2999.2	53.23	AV	H	30.19	5.88	48.21	41.09	54	-12.91
2999.2	70.34	PK	V	30.19	5.88	48.21	58.2	74	-15.8
2999.2	68.3	PK	H	30.19	5.88	48.21	56.16	74	-17.84

Middle Channel (5220 MHz- Ant. Gray mode)

Frequency (MHz)	S.A. Reading (dBµV)	Detector (PK/AV)	Polarity (H/V)	Ant. Factor (dB/m)	Cable Loss (dB)	Pre-Amp. Gain (dB)	Cord Amp. (dBµV/m)	Limit (dBµV/m)	Margin (dB)
10440	37.9	AV	V	39.92	10.54	47.02	41.34	54	-12.66
10440	37.63	AV	H	39.92	10.54	47.02	41.07	54	-12.93
10440	50.95	PK	V	39.92	10.54	47.02	54.39	74	-19.61
10440	48.35	PK	H	39.92	10.54	47.02	51.79	74	-22.21
2842.2	56.78	AV	V	28.93	5.28	49.37	41.62	54	-12.38
2842.2	57.18	AV	H	28.93	5.28	49.37	42.02	54	-11.98
2842.2	65.13	PK	V	28.93	5.28	49.37	49.97	74	-24.03
2842.2	65.48	PK	H	28.93	5.28	49.37	50.32	74	-23.68

High Channel (5240 MHz- Ant. Gray mode)

Frequency (MHz)	S.A. Reading (dBμV)	Detector (PK/AV)	Polarity (H/V)	Ant. Factor (dB/m)	Cable Loss (dB)	Pre-Amp. Gain (dB)	Cord Amp. (dBμV/m)	Limit (dBμV/m)	Margin (dB)
10480	40.78	AV	V	40.08	10.04	47.94	42.96	54	-11.04
10480	38.56	AV	H	40.08	10.04	47.94	40.74	54	-13.26
10480	51.8	PK	V	40.08	10.04	47.94	53.98	74	-20.02
10480	50.81	PK	H	40.08	10.04	47.94	52.99	74	-21.01
2999.2	53.04	AV	V	30.19	5.88	48.21	40.9	54	-13.1
2999.2	52.01	AV	H	30.19	5.88	48.21	39.87	54	-14.13
2999.2	71.37	PK	V	30.19	5.88	48.21	59.23	74	-14.77
2999.2	66.61	PK	H	30.19	5.88	48.21	54.47	74	-19.53

Note:

1, The testing has been conformed to 40GHz;
2, All other emissions more than 30 dB below the limit
3, The radiated spurious test above 18GHz is subcontracted to "BV 7LAYERS COMMUNICATION TRCHNOLOGY(SHENZHEN)CO.,LTD" Laboratories. and found 30dB below the limit at least.

Low Channel (5180 MHz-a(Ant. Black mode)

Frequency (MHz)	S.A. Reading (dBµV)	Detector (PK/AV)	Polarity (H/V)	Ant. Factor (dB/m)	Cable Loss (dB)	Pre-Amp. Gain (dB)	Cord Amp. (dBµV/m)	Limit (dBµV/m)	Margin (dB)
10360	39	AV	V	39.42	11.11	47.26	42.27	54	-11.73
10360	38.78	AV	H	39.42	11.11	47.26	42.05	54	-11.95
10360	48.61	PK	V	39.42	11.11	47.26	51.88	74	-22.12
10360	49.69	PK	H	39.42	11.11	47.26	52.96	74	-21.04
2988.4	56.37	AV	V	29.47	5.69	47.47	44.06	54	-9.94
2988.4	55.36	AV	H	29.47	5.69	47.47	43.05	54	-10.95
2988.4	71.68	PK	V	29.47	5.69	47.47	59.37	74	-14.63
2988.4	68.27	PK	H	29.47	5.69	47.47	55.96	74	-18.04

Middle Channel (5220 MHz- Ant. Black mode)

Frequency (MHz)	S.A. Reading (dBµV)	Detector (PK/AV)	Polarity (H/V)	Ant. Factor (dB/m)	Cable Loss (dB)	Pre-Amp. Gain (dB)	Cord Amp. (dBµV/m)	Limit (dBµV/m)	Margin (dB)
10440	39.29	AV	V	39.92	10.54	47.02	42.73	54	-11.27
10440	37.04	AV	H	39.92	10.54	47.02	40.48	54	-13.52
10440	48.57	PK	V	39.92	10.54	47.02	52.01	74	-21.99
10440	48.87	PK	H	39.92	10.54	47.02	52.31	74	-21.69
4789.5	45.07	AV	V	35.02	9.33	48.47	40.95	54	-13.05
4789.5	46.55	AV	H	35.02	9.33	48.47	42.43	54	-11.57
4789.5	58.04	PK	V	35.02	9.33	48.47	53.92	74	-20.08
4789.5	56.81	PK	H	35.02	9.33	48.47	52.69	74	-21.31

High Channel (5240 MHz- Ant. Black mode)

Frequency (MHz)	S.A. Reading (dBμV)	Detector (PK/AV)	Polarity (H/V)	Ant. Factor (dB/m)	Cable Loss (dB)	Pre-Amp. Gain (dB)	Cord Amp. (dBμV/m)	Limit (dBμV/m)	Margin (dB)
10480	40.53	AV	V	40.08	10.04	47.94	42.71	54	-11.29
10480	39.77	AV	H	40.08	10.04	47.94	41.95	54	-12.05
10480	49.72	PK	V	40.08	10.04	47.94	51.9	74	-22.1
10480	51.05	PK	H	40.08	10.04	47.94	53.23	74	-20.77
2993.8	51.99	AV	V	29.99	5.79	47.59	40.18	54	-13.82
2993.8	53.86	AV	H	29.99	5.79	47.59	42.05	54	-11.95
2993.8	66.32	PK	V	29.99	5.79	47.59	54.51	74	-19.49
2993.8	67.07	PK	H	29.99	5.79	47.59	55.26	74	-18.74

Note:

1, The testing has been conformed to 40GHz;
2, All other emissions more than 30 dB below the limit
3, The radiated spurious test above 18GHz is subcontracted to "BV 7LAYERS COMMUNICATION TRCHNOLOGY(SHENZHEN)CO.,LTD" Laboratories. and found 30dB below the limit at least.

Test Mode:	Transmitting Mode

Low Channel (5180 MHz-ac20 mode)

Frequency (MHz)	S.A. Reading (dBμV)	Detector (PK/AV)	Polarity (H/V)	Ant. Factor (dB/m)	Cable Loss (dB)	Pre-Amp. Gain (dB)	Cord Amp. (dBμV/m)	Limit (dBμV/m)	Margin (dB)
10360	39	AV	V	39.42	11.11	47.26	42.27	54	-11.73
10360	38.78	AV	H	39.42	11.11	47.26	42.05	54	-11.95
10360	48.61	PK	V	39.42	11.11	47.26	51.88	74	-22.12
10360	49.69	PK	H	39.42	11.11	47.26	52.96	74	-21.04
2988.4	56.37	AV	V	29.47	5.69	47.47	44.06	54	-9.94
2988.4	55.36	AV	H	29.47	5.69	47.47	43.05	54	-10.95
2988.4	71.68	PK	V	29.47	5.69	47.47	59.37	74	-14.63
2988.4	68.27	PK	H	29.47	5.69	47.47	55.96	74	-18.04

Middle Channel (5200 MHz-ac20 mode)

Frequency (MHz)	S.A. Reading (dBμV)	Detector (PK/AV)	Polarity (H/V)	Ant. Factor (dB/m)	Cable Loss (dB)	Pre-Amp. Gain (dB)	Cord Amp. (dBμV/m)	Limit (dBμV/m)	Margin (dB)
10440	39.29	AV	V	39.92	10.54	47.02	42.73	54	-11.27
10440	37.04	AV	H	39.92	10.54	47.02	40.48	54	-13.52
10440	48.57	PK	V	39.92	10.54	47.02	52.01	74	-21.99
10440	48.87	PK	H	39.92	10.54	47.02	52.31	74	-21.69
5189.5	45.07	AV	V	35.02	9.33	48.47	40.95	54	-13.05
5189.5	46.55	AV	H	35.02	9.33	48.47	42.43	54	-11.57
5189.5	58.04	PK	V	35.02	9.33	48.47	53.92	74	-20.08
5189.5	56.81	PK	H	35.02	9.33	48.47	52.69	74	-21.31

High Channel (5240 MHz-ac20 mode)

Frequency (MHz)	S.A. Reading (dBμV)	Detector (PK/AV)	Polarity (H/V)	Ant. Factor (dB/m)	Cable Loss (dB)	Pre-Amp. Gain (dB)	Cord Amp. (dBμV/m)	Limit (dBμV/m)	Margin (dB)
10480	40.53	AV	V	40.08	10.04	47.94	42.71	54	-11.29
10480	39.77	AV	H	40.08	10.04	47.94	41.95	54	-12.05
10480	49.72	PK	V	40.08	10.04	47.94	51.9	74	-22.1
10480	51.05	PK	H	40.08	10.04	47.94	53.23	74	-20.77
2993.8	51.99	AV	V	29.99	5.79	47.59	40.18	54	-13.82
2993.8	53.86	AV	H	29.99	5.79	47.59	42.05	54	-11.95
2993.8	66.32	PK	V	29.99	5.79	47.59	54.51	74	-19.49
2993.8	67.07	PK	H	29.99	5.79	47.59	55.26	74	-18.74

Note:

1, The testing has been conformed to 40GHz;
2, All other emissions more than 30 dB below the limit
3, The radiated spurious test above 18GHz is subcontracted to "BV 7LAYERS COMMUNICATION TRCHNOLOGY(SHENZHEN)CO.,LTD" Laboratories. and found 30dB below the limit at least.

Test Mode:	Transmitting Mode

Low Channel (5190 MHz-ac40 mode)

Frequency (MHz)	S.A. Reading (dBμV)	Detector (PK/AV)	Polarity (H/V)	Ant. Factor (dB/m)	Cable Loss (dB)	Pre-Amp. Gain (dB)	Cord Amp. (dBμV/m)	Limit (dBμV/m)	Margin (dB)
10380	37.25	AV	V	39.76	11.12	46.24	41.89	54	-12.11
10380	36.71	AV	H	39.76	11.12	46.24	41.35	54	-12.65
10380	47.93	PK	V	39.76	11.12	46.24	52.57	74	-21.43
10380	45.74	PK	H	39.76	11.12	46.24	50.38	74	-23.62
2999.2	54.42	AV	V	30.19	5.88	48.21	42.28	54	-11.72
2999.2	52.88	AV	H	30.19	5.88	48.21	40.74	54	-13.26
2999.2	71.76	PK	V	30.19	5.88	48.21	59.62	74	-14.38
2999.2	68.77	PK	H	30.19	5.88	48.21	56.63	74	-17.37

High Channel (5230 MHz-ac40 mode)

Frequency (MHz)	S.A. Reading (dBμV)	Detector (PK/AV)	Polarity (H/V)	Ant. Factor (dB/m)	Cable Loss (dB)	Pre-Amp. Gain (dB)	Cord Amp. (dBμV/m)	Limit (dBμV/m)	Margin (dB)
10460	39.32	AV	V	40.39	9.56	46.7	42.57	54	-11.43
10460	37.64	AV	H	40.39	9.56	46.7	40.89	54	-13.11
10460	49.61	PK	V	40.39	9.56	46.7	52.86	74	-21.14
10460	48.58	PK	H	40.39	9.56	46.7	51.83	74	-22.17
10351.6	40.77	AV	V	40.12	11	47.89	44	54	-10
10351.6	39.38	AV	H	40.12	11	47.89	42.61	54	-11.39
10351.6	51.59	PK	V	40.12	11	47.89	54.82	74	-19.18
10351.6	49.27	PK	H	40.12	11	47.89	52.5	74	-21.5

Note:

1, The testing has been conformed to 40GHz;
2, All other emissions more than 30 dB below the limit
3, The radiated spurious test above 18GHz is subcontracted to "BV 7LAYERS COMMUNICATION TRCHNOLOGY(SHENZHEN)CO.,LTD" Laboratories. and found 30dB below the limit at least.

Test Mode:	Transmitting Mode

Channel (5210 MHz-ac80 mode)

Frequency (MHz)	S.A. Reading (dBμV)	Detector (PK/AV)	Polarity (H/V)	Ant. Factor (dB/m)	Cable Loss (dB)	Pre-Amp. Gain (dB)	Cord Amp. (dBμV/m)	Limit (dBμV/m)	Margin (dB)
10420	39.04	AV	V	39.81	11.15	46.05	43.95	54	-10.05
10420	36.12	AV	H	39.81	11.15	46.05	41.03	54	-12.97
10420	46.92	PK	V	39.81	11.15	46.05	51.83	74	-22.17
10420	48.54	PK	H	39.81	11.15	46.05	53.45	74	-20.55
2988.4	55.83	AV	V	29.47	5.69	47.47	43.52	54	-10.48
2988.4	51.51	AV	H	29.47	5.69	47.47	39.2	54	-14.8
2988.4	68.42	PK	V	29.47	5.69	47.47	56.11	74	-17.89
2988.4	63.78	PK	H	29.47	5.69	47.47	51.47	74	-22.53

Note:

1, The testing has been conformed to 40GHz;
2, All other emissions more than 30 dB below the limit
3, The radiated spurious test above 18GHz is subcontracted to "BV 7LAYERS COMMUNICATION TRCHNOLOGY(SHENZHEN)CO.,LTD" Laboratories. and found 30dB below the limit at least.

Test Mode:	Transmitting Mode

Low Channel (5180 MHz-n20 mode)

Frequency (MHz)	S.A. Reading (dBμV)	Detector (PK/AV)	Polarity (H/V)	Ant. Factor (dB/m)	Cable Loss (dB)	Pre-Amp. Gain (dB)	Cord Amp. (dBμV/m)	Limit (dBμV/m)	Margin (dB)
10360	39	AV	V	39.42	11.11	47.26	42.27	54	-11.73
10360	38.78	AV	H	39.42	11.11	47.26	42.05	54	-11.95
10360	48.61	PK	V	39.42	11.11	47.26	51.88	74	-22.12
10360	49.69	PK	H	39.42	11.11	47.26	52.96	74	-21.04
12912	35.02	AV	V	41.67	13.88	46.51	44.06	54	-9.94
12912	34.01	AV	H	41.67	13.88	46.51	43.05	54	-10.95
12912	48.03	PK	V	41.67	13.88	46.51	57.07	74	-16.93
12912	47.16	PK	H	41.67	13.88	46.51	56.2	74	-17.8

Middle Channel (5220 MHz-n20 mode)

Frequency (MHz)	S.A. Reading (dBμV)	Detector (PK/AV)	Polarity (H/V)	Ant. Factor (dB/m)	Cable Loss (dB)	Pre-Amp. Gain (dB)	Cord Amp. (dBμV/m)	Limit (dBμV/m)	Margin (dB)
10440	39.29	AV	V	39.92	10.54	47.02	42.73	54	-11.27
10440	37.04	AV	H	39.92	10.54	47.02	40.48	54	-13.52
10440	48.57	PK	V	39.92	10.54	47.02	52.01	74	-21.99
10440	48.87	PK	H	39.92	10.54	47.02	52.31	74	-21.69
3442	52.44	AV	V	30.9	6.36	48.75	40.95	54	-13.05
3442	53.92	AV	H	30.9	6.36	48.75	42.43	54	-11.57
3442	65.41	PK	V	30.9	6.36	48.75	53.92	74	-20.08
3442	64.18	PK	H	30.9	6.36	48.75	52.69	74	-21.31

High Channel (5240 MHz-n20 mode)

Frequency (MHz)	S.A. Reading (dBμV)	Detector (PK/AV)	Polarity (H/V)	Ant. Factor (dB/m)	Cable Loss (dB)	Pre-Amp. Gain (dB)	Cord Amp. (dBμV/m)	Limit (dBμV/m)	Margin (dB)
10480	40.53	AV	V	40.08	10.04	47.94	42.71	54	-11.29
10480	39.77	AV	H	40.08	10.04	47.94	41.95	54	-12.05
10480	49.72	PK	V	40.08	10.04	47.94	51.9	74	-22.1
10480	51.05	PK	H	40.08	10.04	47.94	53.23	74	-20.77
2999.2	52.32	AV	V	30.19	5.88	48.21	40.18	54	-13.82
2999.2	54.19	AV	H	30.19	5.88	48.21	42.05	54	-11.95
2999.2	70.38	PK	V	30.19	5.88	48.21	58.24	74	-15.76
2999.2	70.48	PK	H	30.19	5.88	48.21	58.34	74	-15.66

Note:

1, The testing has been conformed to 40GHz;
2, All other emissions more than 30 dB below the limit
3, The radiated spurious test above 18GHz is subcontracted to "BV 7LAYERS COMMUNICATION TRCHNOLOGY(SHENZHEN)CO.,LTD" Laboratories. and found 30dB below the limit at least.

Test Mode:	Transmitting Mode

Low Channel (5190 MHz-n40 mode)

Frequency (MHz)	S.A. Reading (dBμV)	Detector (PK/AV)	Polarity (H/V)	Ant. Factor (dB/m)	Cable Loss (dB)	Pre-Amp. Gain (dB)	Cord Amp. (dBμV/m)	Limit (dBμV/m)	Margin (dB)
10380	36.87	AV	V	39.76	11.12	46.24	41.51	54	-12.49
10380	34.76	AV	H	39.76	11.12	46.24	39.4	54	-14.6
10380	47.78	PK	V	39.76	11.12	46.24	52.42	74	-21.58
10380	45.87	PK	H	39.76	11.12	46.24	50.51	74	-23.49
2999.2	54.58	AV	V	30.19	5.88	48.21	42.44	54	-11.56
2999.2	52.72	AV	H	30.19	5.88	48.21	40.58	54	-13.42
2999.2	70.38	PK	V	30.19	5.88	48.21	58.24	74	-15.76
2999.2	62.62	PK	H	30.19	5.88	48.21	50.48	74	-23.52

High Channel (5230 MHz-n40 mode)

Frequency (MHz)	S.A. Reading (dBμV)	Detector (PK/AV)	Polarity (H/V)	Ant. Factor (dB/m)	Cable Loss (dB)	Pre-Amp. Gain (dB)	Cord Amp. (dBμV/m)	Limit (dBμV/m)	Margin (dB)
10460	40.39	AV	V	40.39	9.56	46.7	43.64	54	-10.36
10460	39.57	AV	H	40.39	9.56	46.7	42.82	54	-11.18
10460	49.21	PK	V	40.39	9.56	46.7	52.46	74	-21.54
10460	48.52	PK	H	40.39	9.56	46.7	51.77	74	-22.23
11757.3	35.65	AV	V	39.78	13.03	47.75	40.71	54	-13.29
11757.3	35.4	AV	H	39.78	13.03	47.75	40.46	54	-13.54
11757.3	49.87	PK	V	39.78	13.03	47.75	54.93	74	-19.07
11757.3	48.13	PK	H	39.78	13.03	47.75	53.19	74	-20.81

Note:

1, The testing has been conformed to 40GHz;
2, All other emissions more than 30 dB below the limit
3, The radiated spurious test above 18GHz is subcontracted to "BV 7LAYERS COMMUNICATION TRCHNOLOGY(SHENZHEN)CO.,LTD" Laboratories. and found 30dB below the limit at least.

Above 1GHz

5250-5350MHz

Test Mode:	Transmitting Mode

Low Channel (5260 MHz-a(Ant. Green mode)

Frequency (MHz)	S.A. Reading (dBµV)	Detector (PK/AV)	Polarity (H/V)	Ant. Factor (dB/m)	Cable Loss (dB)	Pre-Amp. Gain (dB)	Cord Amp. (dBµV/m)	Limit (dBµV/m)	Margin (dB)
10520	36.79	AV	V	40.43	10.58	46.05	41.75	54	-12.25
10520	36.67	AV	H	40.43	10.58	46.05	41.63	54	-12.37
10520	46.96	PK	V	40.43	10.58	46.05	51.92	74	-22.08
10520	46.59	PK	H	40.43	10.58	46.05	51.55	74	-22.45
2988.4	56.17	AV	V	29.47	5.69	47.47	43.86	54	-10.14
2988.4	53.85	AV	H	29.47	5.69	47.47	41.54	54	-12.46
2988.4	67.8	PK	V	29.47	5.69	47.47	55.49	74	-18.51
2988.4	67.24	PK	H	29.47	5.69	47.47	54.93	74	-19.07

Middle Channel (5300 MHz- Ant. Green mode)

Frequency (MHz)	S.A. Reading (dBµV)	Detector (PK/AV)	Polarity (H/V)	Ant. Factor (dB/m)	Cable Loss (dB)	Pre-Amp. Gain (dB)	Cord Amp. (dBµV/m)	Limit (dBµV/m)	Margin (dB)
10600	37.97	AV	V	40.66	10.41	46.54	42.5	54	-11.5
10600	34.95	AV	H	40.66	10.41	46.54	39.48	54	-14.52
10600	47.8	PK	V	40.66	10.41	46.54	52.33	74	-21.67
10600	48	PK	H	40.66	10.41	46.54	52.53	74	-21.47
2388.8	52.48	AV	V	29.17	5.99	47.41	40.23	54	-13.77
2388.8	53.05	AV	H	29.17	5.99	47.41	40.8	54	-13.2
2388.8	67.48	PK	V	29.17	5.99	47.41	55.23	74	-18.77
2388.8	65.35	PK	H	29.17	5.99	47.41	53.1	74	-20.9

High Channel (5320 MHz- Ant. Green mode)

Frequency (MHz)	S.A. Reading (dBμV)	Detector (PK/AV)	Polarity (H/V)	Ant. Factor (dB/m)	Cable Loss (dB)	Pre-Amp. Gain (dB)	Cord Amp. (dBμV/m)	Limit (dBμV/m)	Margin (dB)
10640	36.87	AV	V	40.73	10.23	46.24	41.59	54	-12.41
10640	37.29	AV	H	40.73	10.23	46.24	42.01	54	-11.99
10640	50.3	PK	V	40.73	10.23	46.24	55.02	74	-18.98
10640	45.62	PK	H	40.73	10.23	46.24	50.34	74	-23.66
14976	27.21	AV	V	43.37	15.18	45.26	40.5	54	-13.5
14976	29.05	AV	H	43.37	15.18	45.26	42.34	54	-11.66
14976	42.62	PK	V	43.37	15.18	45.26	55.91	74	-18.09
14976	39.16	PK	H	43.37	15.18	45.26	52.45	74	-21.55

Note:

1, The testing has been conformed to 40GHz;
2, All other emissions more than 30 dB below the limit
3, The radiated spurious test above 18GHz is subcontracted to "BV 7LAYERS COMMUNICATION TRCHNOLOGY(SHENZHEN)CO.,LTD" Laboratories. and found 30dB below the limit at least.

Low Channel (5260 MHz-a(Ant. Gray mode)

Frequency (MHz)	S.A. Reading (dBμV)	Detector (PK/AV)	Polarity (H/V)	Ant. Factor (dB/m)	Cable Loss (dB)	Pre-Amp. Gain (dB)	Cord Amp. (dBμV/m)	Limit (dBμV/m)	Margin (dB)
10520	38.44	AV	V	40.43	10.58	46.05	43.4	54	-10.6
10520	36.16	AV	H	40.43	10.58	46.05	41.12	54	-12.88
10520	48.92	PK	V	40.43	10.58	46.05	53.88	74	-20.12
10520	48.15	PK	H	40.43	10.58	46.05	53.11	74	-20.89
2999.2	52.69	AV	V	30.19	5.88	48.21	40.55	54	-13.45
2999.2	52.64	AV	H	30.19	5.88	48.21	40.5	54	-13.5
2999.2	71.64	PK	V	30.19	5.88	48.21	59.5	74	-14.5
2999.2	67.18	PK	H	30.19	5.88	48.21	55.04	74	-18.96

Middle Channel (5300 MHz- Ant. Gray mode)

Frequency (MHz)	S.A. Reading (dBμV)	Detector (PK/AV)	Polarity (H/V)	Ant. Factor (dB/m)	Cable Loss (dB)	Pre-Amp. Gain (dB)	Cord Amp. (dBμV/m)	Limit (dBμV/m)	Margin (dB)
10600	37.42	AV	V	40.66	10.41	46.54	41.95	54	-12.05
10600	36.27	AV	H	40.66	10.41	46.54	40.8	54	-13.2
10600	49.65	PK	V	40.66	10.41	46.54	54.18	74	-19.82
10600	47.26	PK	H	40.66	10.41	46.54	51.79	74	-22.21
15000	28.25	AV	V	43.67	15.09	45.41	41.6	54	-12.4
15000	27.25	AV	H	43.67	15.09	45.41	40.6	54	-13.4
15000	44.06	PK	V	43.67	15.09	45.41	57.41	74	-16.59
15000	39.78	PK	H	43.67	15.09	45.41	53.13	74	-20.87

High Channel (5320 MHz- Ant. Gray mode)

Frequency (MHz)	S.A. Reading (dBμV)	Detector (PK/AV)	Polarity (H/V)	Ant. Factor (dB/m)	Cable Loss (dB)	Pre-Amp. Gain (dB)	Cord Amp. (dBμV/m)	Limit (dBμV/m)	Margin (dB)
10640	36.99	AV	V	40.73	10.23	46.24	41.71	54	-12.29
10640	34.81	AV	H	40.73	10.23	46.24	39.53	54	-14.47
10640	48.18	PK	V	40.73	10.23	46.24	52.9	74	-21.1
10640	46.58	PK	H	40.73	10.23	46.24	51.3	74	-22.7
2993.8	52.47	AV	V	29.99	5.79	47.59	40.66	54	-13.34
2993.8	50.57	AV	H	29.99	5.79	47.59	38.76	54	-15.24
2993.8	70.42	PK	V	29.99	5.79	47.59	58.61	74	-15.39
2993.8	66.26	PK	H	29.99	5.79	47.59	54.45	74	-19.55

Note:

1, The testing has been conformed to 40GHz;
2, All other emissions more than 30 dB below the limit
3, The radiated spurious test above 18GHz is subcontracted to "BV 7LAYERS COMMUNICATION TRCHNOLOGY(SHENZHEN)CO.,LTD" Laboratories. and found 30dB below the limit at least.

Low Channel (5180 MHz-a(Ant. Black mode)

Frequency (MHz)	S.A. Reading (dBµV)	Detector (PK/AV)	Polarity (H/V)	Ant. Factor (dB/m)	Cable Loss (dB)	Pre-Amp. Gain (dB)	Cord Amp. (dBµV/m)	Limit (dBµV/m)	Margin (dB)
10520	36.53	AV	V	40.43	10.58	46.05	41.49	54	-12.51
10520	36.27	AV	H	40.43	10.58	46.05	41.23	54	-12.77
10520	49.74	PK	V	40.43	10.58	46.05	54.7	74	-19.3
10520	46.78	PK	H	40.43	10.58	46.05	51.74	74	-22.26
2988.4	54.76	AV	V	29.47	5.69	47.47	42.45	54	-11.55
2988.4	54.54	AV	H	29.47	5.69	47.47	42.23	54	-11.77
2988.4	72.08	PK	V	29.47	5.69	47.47	59.77	74	-14.23
2988.4	67.82	PK	H	29.47	5.69	47.47	55.51	74	-18.49

Middle Channel (5220 MHz- Ant. Black mode)

Frequency (MHz)	S.A. Reading (dBµV)	Detector (PK/AV)	Polarity (H/V)	Ant. Factor (dB/m)	Cable Loss (dB)	Pre-Amp. Gain (dB)	Cord Amp. (dBµV/m)	Limit (dBµV/m)	Margin (dB)
10600	39.28	AV	V	40.66	10.41	46.54	43.81	54	-10.19
10600	37.15	AV	H	40.66	10.41	46.54	41.68	54	-12.32
10600	47.71	PK	V	40.66	10.41	46.54	52.24	74	-21.76
10600	46.38	PK	H	40.66	10.41	46.54	50.91	74	-23.09
2243	52.41	AV	V	29.3	6.01	47.39	40.33	54	-13.67
2243	54.4	AV	H	29.3	6.01	47.39	42.32	54	-11.68
2243	65.68	PK	V	29.3	6.01	47.39	53.6	74	-20.4
2243	58.56	PK	H	29.3	6.01	47.39	46.48	74	-27.52

High Channel (5240 MHz- Ant. Black mode)

Frequency (MHz)	S.A. Reading (dBμV)	Detector (PK/AV)	Polarity (H/V)	Ant. Factor (dB/m)	Cable Loss (dB)	Pre-Amp. Gain (dB)	Cord Amp. (dBμV/m)	Limit (dBμV/m)	Margin (dB)
10640	38.09	AV	V	40.73	10.23	46.24	42.81	54	-11.19
10640	34.95	AV	H	40.73	10.23	46.24	39.67	54	-14.33
10640	48.85	PK	V	40.73	10.23	46.24	53.57	74	-20.43
10640	48.4	PK	H	40.73	10.23	46.24	53.12	74	-20.88
14616	29.99	AV	V	41.69	14.22	45.24	40.66	54	-13.34
14616	30.54	AV	H	41.69	14.22	45.24	41.21	54	-12.79
14616	46.03	PK	V	41.69	14.22	45.24	56.7	74	-17.3
14616	42.64	PK	H	41.69	14.22	45.24	53.31	74	-20.69

Note:

1, The testing has been conformed to 40GHz;
2, All other emissions more than 30 dB below the limit
3, The radiated spurious test above 18GHz is subcontracted to "BV 7LAYERS COMMUNICATION TRCHNOLOGY(SHENZHEN)CO.,LTD" Laboratories. and found 30dB below the limit at least.

Test Mode:	Transmitting Mode

Low Channel (5260 MHz-ac20 mode)

Frequency (MHz)	S.A. Reading (dBμV)	Detector (PK/AV)	Polarity (H/V)	Ant. Factor (dB/m)	Cable Loss (dB)	Pre-Amp. Gain (dB)	Cord Amp. (dBμV/m)	Limit (dBμV/m)	Margin (dB)
10520	37.22	AV	V	40.43	10.58	46.05	42.18	54	-11.82
10520	36.57	AV	H	40.43	10.58	46.05	41.53	54	-12.47
10520	47.87	PK	V	40.43	10.58	46.05	52.83	74	-21.17
10520	45.74	PK	H	40.43	10.58	46.05	50.7	74	-23.3
14880	53.43	AV	V	30.19	5.88	48.21	41.29	54	-12.71
14880	55.02	AV	H	30.19	5.88	48.21	42.88	54	-11.12
14880	65.42	PK	V	30.19	5.88	48.21	53.28	74	-20.72
14880	66.03	PK	H	30.19	5.88	48.21	53.89	74	-20.11

Middle Channel (5300 MHz-ac20 mode)

Frequency (MHz)	S.A. Reading (dBμV)	Detector (PK/AV)	Polarity (H/V)	Ant. Factor (dB/m)	Cable Loss (dB)	Pre-Amp. Gain (dB)	Cord Amp. (dBμV/m)	Limit (dBμV/m)	Margin (dB)
10600	37.58	AV	V	40.66	10.41	46.54	42.11	54	-11.89
10600	38.18	AV	H	40.66	10.41	46.54	42.71	54	-11.29
10600	48.57	PK	V	40.66	10.41	46.54	53.1	74	-20.9
10600	46.28	PK	H	40.66	10.41	46.54	50.81	74	-23.19
12744	34.44	AV	V	40.3	14.08	46.74	42.08	54	-11.92
12744	33.39	AV	H	40.3	14.08	46.74	41.03	54	-12.97
12744	45.45	PK	V	40.3	14.08	46.74	53.09	74	-20.91
12744	45.72	PK	H	40.3	14.08	46.74	53.36	74	-20.64

High Channel (5320 MHz-ac20 mode)

Frequency (MHz)	S.A. Reading (dBμV)	Detector (PK/AV)	Polarity (H/V)	Ant. Factor (dB/m)	Cable Loss (dB)	Pre-Amp. Gain (dB)	Cord Amp. (dBμV/m)	Limit (dBμV/m)	Margin (dB)
10640	37.14	AV	V	40.73	10.23	46.24	41.86	54	-12.14
10640	38.42	AV	H	40.73	10.23	46.24	43.14	54	-10.86
10640	48.63	PK	V	40.73	10.23	46.24	53.35	74	-20.65
10640	45.66	PK	H	40.73	10.23	46.24	50.38	74	-23.62
2999.2	54.63	AV	V	30.19	5.88	48.21	42.49	54	-11.51
2999.2	53.77	AV	H	30.19	5.88	48.21	41.63	54	-12.37
2999.2	68.05	PK	V	30.19	5.88	48.21	55.91	74	-18.09
10640	37.14	AV	V	40.73	10.23	46.24	41.86	54	-12.14

Note:

1, The testing has been conformed to 40GHz;
2, All other emissions more than 30 dB below the limit
3, The radiated spurious test above 18GHz is subcontracted to "BV 7LAYERS COMMUNICATION TRCHNOLOGY(SHENZHEN)CO.,LTD" Laboratories. and found 30dB below the limit at least.

Test Mode:	Transmitting Mode

Low Channel (5270 MHz-ac40 mode)

Frequency (MHz)	S.A. Reading (dBμV)	Detector (PK/AV)	Polarity (H/V)	Ant. Factor (dB/m)	Cable Loss (dB)	Pre-Amp. Gain (dB)	Cord Amp. (dBμV/m)	Limit (dBμV/m)	Margin (dB)
10540	38.77	AV	V	40.24	10.43	46.16	43.28	54	-10.72
10540	35.59	AV	H	40.24	10.43	46.16	40.1	54	-13.9
10540	48.15	PK	V	40.24	10.43	46.16	52.66	74	-21.34
10540	47.94	PK	H	40.24	10.43	46.16	52.45	74	-21.55
2993.8	55.81	AV	V	29.99	5.79	47.59	44	54	-10
2993.8	50.81	AV	H	29.99	5.79	47.59	39	54	-15
2993.8	70.14	PK	V	29.99	5.79	47.59	58.33	74	-15.67
2993.8	68.67	PK	H	29.99	5.79	47.59	56.86	74	-17.14

High Channel (5310 MHz-ac40 mode)

Frequency (MHz)	S.A. Reading (dBμV)	Detector (PK/AV)	Polarity (H/V)	Ant. Factor (dB/m)	Cable Loss (dB)	Pre-Amp. Gain (dB)	Cord Amp. (dBμV/m)	Limit (dBμV/m)	Margin (dB)
10620	38.21	AV	V	40.36	10.65	46.3	42.92	54	-11.08
10620	36.86	AV	H	40.36	10.65	46.3	41.57	54	-12.43
10620	48.79	PK	V	40.36	10.65	46.3	53.5	74	-20.5
10620	47.53	PK	H	40.36	10.65	46.3	52.24	74	-21.76
12851	35.31	AV	V	40.17	13.24	46.64	42.08	54	-11.92
12851	35.79	AV	H	40.17	13.24	46.64	42.56	54	-11.44
12851	47.7	PK	V	40.17	13.24	46.64	54.47	74	-19.53
12851	48.94	PK	H	40.17	13.24	46.64	55.71	74	-18.29

Note:

1, The testing has been conformed to 40GHz;
2, All other emissions more than 30 dB below the limit
3, The radiated spurious test above 18GHz is subcontracted to "BV 7LAYERS COMMUNICATION TRCHNOLOGY(SHENZHEN)CO.,LTD" Laboratories. and found 30dB below the limit at least.

Test Mode:	Transmitting Mode

Channel (5290 MHz-ac80 mode)

Frequency (MHz)	S.A. Reading (dBμV)	Detector (PK/AV)	Polarity (H/V)	Ant. Factor (dB/m)	Cable Loss (dB)	Pre-Amp. Gain (dB)	Cord Amp. (dBμV/m)	Limit (dBμV/m)	Margin (dB)
10580	38.77	AV	V	40.24	10.43	46.16	43.28	54	-10.72
10580	35.59	AV	H	40.24	10.43	46.16	40.1	54	-13.9
10580	48.15	PK	V	40.24	10.43	46.16	52.66	74	-21.34
10580	47.94	PK	H	40.24	10.43	46.16	52.45	74	-21.55
2999.2	56.14	AV	V	30.19	5.88	48.21	44	54	-10
2999.2	51.14	AV	H	30.19	5.88	48.21	39	54	-15
2999.2	70.26	PK	V	30.19	5.88	48.21	58.12	74	-15.88
2999.2	67.56	PK	H	30.19	5.88	48.21	55.42	74	-18.58

Note:

1, The testing has been conformed to 40GHz;
2, All other emissions more than 30 dB below the limit
3, The radiated spurious test above 18GHz is subcontracted to "BV 7LAYERS COMMUNICATION TRCHNOLOGY(SHENZHEN)CO.,LTD" Laboratories. and found 30dB below the limit at least.

Test Mode:	Transmitting Mode

Low Channel (5260 MHz-n20 mode)

Frequency (MHz)	S.A. Reading (dBμV)	Detector (PK/AV)	Polarity (H/V)	Ant. Factor (dB/m)	Cable Loss (dB)	Pre-Amp. Gain (dB)	Cord Amp. (dBμV/m)	Limit (dBμV/m)	Margin (dB)
10520	36.31	AV	V	40.43	10.58	46.05	41.27	54	-12.73
10520	34.27	AV	H	40.43	10.58	46.05	39.23	54	-14.77
10520	48.71	PK	V	40.43	10.58	46.05	53.67	74	-20.33
10520	47.4	PK	H	40.43	10.58	46.05	52.36	74	-21.64
2999.2	54.75	AV	V	30.19	5.88	48.21	42.61	54	-11.39
2999.2	53.61	AV	H	30.19	5.88	48.21	41.47	54	-12.53
2999.2	71.38	PK	V	30.19	5.88	48.21	59.24	74	-14.76
2999.2	68.03	PK	H	30.19	5.88	48.21	55.89	74	-18.11

Middle Channel (5300 MHz-n20 mode)

Frequency (MHz)	S.A. Reading (dBμV)	Detector (PK/AV)	Polarity (H/V)	Ant. Factor (dB/m)	Cable Loss (dB)	Pre-Amp. Gain (dB)	Cord Amp. (dBμV/m)	Limit (dBμV/m)	Margin (dB)
10600	35.99	AV	V	40.66	10.41	46.54	40.52	54	-13.48
10600	38.47	AV	H	40.66	10.41	46.54	43	54	-11
10600	50.09	PK	V	40.66	10.41	46.54	54.62	74	-19.38
10600	47.17	PK	H	40.66	10.41	46.54	51.7	74	-22.3
13152	35.7	AV	V	40.07	14.02	46.39	43.4	54	-10.6
13152	31.89	AV	H	40.07	14.02	46.39	39.59	54	-14.41
13152	46.51	PK	V	40.07	14.02	46.39	54.21	74	-19.79
13152	45.99	PK	H	40.07	14.02	46.39	53.69	74	-20.31

High Channel (5320 MHz-n20 mode)

Frequency (MHz)	S.A. Reading (dBμV)	Detector (PK/AV)	Polarity (H/V)	Ant. Factor (dB/m)	Cable Loss (dB)	Pre-Amp. Gain (dB)	Cord Amp. (dBμV/m)	Limit (dBμV/m)	Margin (dB)
10640	37.01	AV	V	40.73	10.23	46.24	41.73	54	-12.27
10640	37.04	AV	H	40.73	10.23	46.24	41.76	54	-12.24
10640	48.26	PK	V	40.73	10.23	46.24	52.98	74	-21.02
10640	47.34	PK	H	40.73	10.23	46.24	52.06	74	-21.94
2988.4	54.18	AV	V	29.47	5.69	47.47	41.87	54	-12.13
2988.4	51.49	AV	H	29.47	5.69	47.47	39.18	54	-14.82
2988.4	68.92	PK	V	29.47	5.69	47.47	56.61	74	-17.39
2988.4	68.66	PK	H	29.47	5.69	47.47	56.35	74	-17.65

Note:

1, The testing has been conformed to 40GHz;
2, All other emissions more than 30 dB below the limit
3, The radiated spurious test above 18GHz is subcontracted to "BV 7LAYERS COMMUNICATION TRCHNOLOGY(SHENZHEN)CO.,LTD" Laboratories. and found 30dB below the limit at least.

Test Mode:	Transmitting Mode

Low Channel (5270 MHz-n40 mode)

Frequency (MHz)	S.A. Reading (dBμV)	Detector (PK/AV)	Polarity (H/V)	Ant. Factor (dB/m)	Cable Loss (dB)	Pre-Amp. Gain (dB)	Cord Amp. (dBμV/m)	Limit (dBμV/m)	Margin (dB)
10540	38.77	AV	V	40.24	10.43	46.16	43.28	54	-10.72
10540	35.59	AV	H	40.24	10.43	46.16	40.1	54	-13.9
10540	48.15	PK	V	40.24	10.43	46.16	52.66	74	-21.34
10540	47.94	PK	H	40.24	10.43	46.16	52.45	74	-21.55
2999.2	56.14	AV	V	30.19	5.88	48.21	44	54	-10
2999.2	51.14	AV	H	30.19	5.88	48.21	39	54	-15
2999.2	65.43	PK	V	30.19	5.88	48.21	53.29	74	-20.71
2999.2	66.8	PK	H	30.19	5.88	48.21	54.66	74	-19.34

High Channel (5310 MHz-n40 mode)

Frequency (MHz)	S.A. Reading (dBμV)	Detector (PK/AV)	Polarity (H/V)	Ant. Factor (dB/m)	Cable Loss (dB)	Pre-Amp. Gain (dB)	Cord Amp. (dBμV/m)	Limit (dBμV/m)	Margin (dB)
10620	38.21	AV	V	40.36	10.65	46.3	42.92	54	-11.08
10620	36.86	AV	H	40.36	10.65	46.3	41.57	54	-12.43
10620	48.79	PK	V	40.36	10.65	46.3	53.5	74	-20.5
10620	47.53	PK	H	40.36	10.65	46.3	52.24	74	-21.76
13968	34.48	AV	V	40.8	13.61	46.81	42.08	54	-11.92
13968	34.96	AV	H	40.8	13.61	46.81	42.56	54	-11.44
13968	46.87	PK	V	40.8	13.61	46.81	54.47	74	-19.53
13968	48.11	PK	H	40.8	13.61	46.81	55.71	74	-18.29

Note:

1, The testing has been conformed to 40GHz;
2, All other emissions more than 30 dB below the limit
3, The radiated spurious test above 18GHz is subcontracted to "BV 7LAYERS COMMUNICATION TRCHNOLOGY(SHENZHEN)CO.,LTD" Laboratories. and found 30dB below the limit at least.

Above 1GHz

5470-5725MHz

Test Mode:	Transmitting Mode

Low Channel (5500 MHz-a(Ant. Green mode)

Frequency (MHz)	S.A. Reading (dBµV)	Detector (PK/AV)	Polarity (H/V)	Ant. Factor (dB/m)	Cable Loss (dB)	Pre-Amp. Gain (dB)	Cord Amp. (dBµV/m)	Limit (dBµV/m)	Margin (dB)
11000	36	AV	V	39.58	11.03	46.61	40	54	-14
11000	36.35	AV	H	39.58	11.03	46.61	40.35	54	-13.65
11000	49.86	PK	V	39.58	11.03	46.61	53.86	74	-20.14
11000	48.86	PK	H	39.58	11.03	46.61	52.86	74	-21.14
2993.8	52.93	AV	V	29.99	5.79	47.59	41.12	54	-12.88
2993.8	51.26	AV	H	29.99	5.79	47.59	39.45	54	-14.55
2993.8	71.07	PK	V	29.99	5.79	47.59	59.26	74	-14.74
2993.8	68.24	PK	H	29.99	5.79	47.59	56.43	74	-17.57

Middle Channel (5600 MHz- Ant. Green mode)

Frequency (MHz)	S.A. Reading (dBµV)	Detector (PK/AV)	Polarity (H/V)	Ant. Factor (dB/m)	Cable Loss (dB)	Pre-Amp. Gain (dB)	Cord Amp. (dBµV/m)	Limit (dBµV/m)	Margin (dB)
11200	40.36	AV	V	39.02	10.01	46.87	42.52	54	-11.48
11200	38.37	AV	H	39.02	10.01	46.87	40.53	54	-13.47
11200	50.22	PK	V	39.02	10.01	46.87	52.38	74	-21.62
11200	50.39	PK	H	39.02	10.01	46.87	52.55	74	-21.45
14865	31.23	AV	V	42.32	14.97	45.94	42.58	54	-11.42
14865	27.73	AV	H	42.32	14.97	45.94	39.08	54	-14.92
14865	44.37	PK	V	42.32	14.97	45.94	55.72	74	-18.28
14865	41.81	PK	H	42.32	14.97	45.94	53.16	74	-20.84

High Channel (5700 MHz- Ant. Green mode)

Frequency (MHz)	S.A. Reading (dBμV)	Detector (PK/AV)	Polarity (H/V)	Ant. Factor (dB/m)	Cable Loss (dB)	Pre-Amp. Gain (dB)	Cord Amp. (dBμV/m)	Limit (dBμV/m)	Margin (dB)
11400	37.56	AV	V	40.02	11.65	46.41	42.82	54	-11.18
11400	37.43	AV	H	40.02	11.65	46.41	42.69	54	-11.31
11400	48.31	PK	V	40.02	11.65	46.41	53.57	74	-20.43
11400	46.52	PK	H	40.02	11.65	46.41	51.78	74	-22.22
2999.2	53.29	AV	V	30.19	5.88	48.21	41.15	54	-12.85
2999.2	52.66	AV	H	30.19	5.88	48.21	40.52	54	-13.48
2999.2	68.51	PK	V	30.19	5.88	48.21	56.37	74	-17.63
2999.2	67.85	PK	H	30.19	5.88	48.21	55.71	74	-18.29

Note:

1, The testing has been conformed to 40GHz;
2, All other emissions more than 30 dB below the limit
3, The radiated spurious test above 18GHz is subcontracted to "BV 7LAYERS COMMUNICATION TRCHNOLOGY(SHENZHEN)CO.,LTD" Laboratories. and found 30dB below the limit at least.

Low Channel (5500 MHz-a(Ant. Gray mode)

Frequency (MHz)	S.A. Reading (dBμV)	Detector (PK/AV)	Polarity (H/V)	Ant. Factor (dB/m)	Cable Loss (dB)	Pre-Amp. Gain (dB)	Cord Amp. (dBμV/m)	Limit (dBμV/m)	Margin (dB)
11000	38.06	AV	V	39.58	11.03	46.61	42.06	54	-11.94
11000	35.4	AV	H	39.58	11.03	46.61	39.4	54	-14.6
11000	49.07	PK	V	39.58	11.03	46.61	53.07	74	-20.93
11000	48.72	PK	H	39.58	11.03	46.61	52.72	74	-21.28
2988.4	55.45	AV	V	29.47	5.69	47.47	43.14	54	-10.86
2988.4	52.7	AV	H	29.47	5.69	47.47	40.39	54	-13.61
2988.4	70.48	PK	V	29.47	5.69	47.47	58.17	74	-15.83
2988.4	67.89	PK	H	29.47	5.69	47.47	55.58	74	-18.42

Middle Channel (5600 MHz- Ant. Gray mode)

Frequency (MHz)	S.A. Reading (dBμV)	Detector (PK/AV)	Polarity (H/V)	Ant. Factor (dB/m)	Cable Loss (dB)	Pre-Amp. Gain (dB)	Cord Amp. (dBμV/m)	Limit (dBμV/m)	Margin (dB)
11200	40.67	AV	V	39.02	10.01	46.87	42.83	54	-11.17
11200	37.73	AV	H	39.02	10.01	46.87	39.89	54	-14.11
11200	50.87	PK	V	39.02	10.01	46.87	53.03	74	-20.97
11200	50.12	PK	H	39.02	10.01	46.87	52.28	74	-21.72
14760	28.34	AV	V	43.81	15.39	46.86	40.68	54	-13.32
14760	29.63	AV	H	43.81	15.39	46.86	41.97	54	-12.03
14760	42.11	PK	V	43.81	15.39	46.86	54.45	74	-19.55
14760	39.53	PK	H	43.81	15.39	46.86	51.87	74	-22.13

High Channel (5700 MHz- Ant. Gray mode)

Frequency (MHz)	S.A. Reading (dBμV)	Detector (PK/AV)	Polarity (H/V)	Ant. Factor (dB/m)	Cable Loss (dB)	Pre-Amp. Gain (dB)	Cord Amp. (dBμV/m)	Limit (dBμV/m)	Margin (dB)
11400	35.05	AV	V	40.02	11.65	46.41	40.31	54	-13.69
11400	34.05	AV	H	40.02	11.65	46.41	39.31	54	-14.69
11400	47.4	PK	V	40.02	11.65	46.41	52.66	74	-21.34
11400	46.43	PK	H	40.02	11.65	46.41	51.69	74	-22.31
2999.2	55.49	AV	V	30.19	5.88	48.21	43.35	54	-10.65
2999.2	53.45	AV	H	30.19	5.88	48.21	41.31	54	-12.69
2999.2	68.6	PK	V	30.19	5.88	48.21	56.46	74	-17.54
2999.2	67.5	PK	H	30.19	5.88	48.21	55.36	74	-18.64

Note:

1, The testing has been conformed to 40GHz;
2, All other emissions more than 30 dB below the limit
3, The radiated spurious test above 18GHz is subcontracted to "BV 7LAYERS COMMUNICATION TRCHNOLOGY(SHENZHEN)CO.,LTD" Laboratories. and found 30dB below the limit at least.

Low Channel (550 MHz-a(Ant. Black mode)

Frequency (MHz)	S.A. Reading (dBµV)	Detector (PK/AV)	Polarity (H/V)	Ant. Factor (dB/m)	Cable Loss (dB)	Pre-Amp. Gain (dB)	Cord Amp. (dBµV/m)	Limit (dBµV/m)	Margin (dB)
11000	38.29	AV	V	39.58	11.03	46.61	42.29	54	-11.71
11000	39.02	AV	H	39.58	11.03	46.61	43.02	54	-10.98
11000	50.47	PK	V	39.58	11.03	46.61	54.47	74	-19.53
11000	46.52	PK	H	39.58	11.03	46.61	50.52	74	-23.48
2999.2	55.76	AV	V	30.19	5.88	48.21	43.62	54	-10.38
2999.2	53.52	AV	H	30.19	5.88	48.21	41.38	54	-12.62
2999.2	71.55	PK	V	30.19	5.88	48.21	59.41	74	-14.59
2999.2	68.66	PK	H	30.19	5.88	48.21	56.52	74	-17.48

Middle Channel (5600 MHz- Ant. Black mode)

Frequency (MHz)	S.A. Reading (dBµV)	Detector (PK/AV)	Polarity (H/V)	Ant. Factor (dB/m)	Cable Loss (dB)	Pre-Amp. Gain (dB)	Cord Amp. (dBµV/m)	Limit (dBµV/m)	Margin (dB)
11200	40.85	AV	V	39.02	10.01	46.87	43.01	54	-10.99
11200	37.47	AV	H	39.02	10.01	46.87	39.63	54	-14.37
11200	52.39	PK	V	39.02	10.01	46.87	54.55	74	-19.45
11200	50.32	PK	H	39.02	10.01	46.87	52.48	74	-21.52
15024	31.19	AV	V	43.46	14.2	46.12	42.73	54	-11.27
15024	28.4	AV	H	43.46	14.2	46.12	39.94	54	-14.06
15024	43.73	PK	V	43.46	14.2	46.12	55.27	74	-18.73
15024	42.18	PK	H	43.46	14.2	46.12	53.72	74	-20.28

High Channel (5700 MHz- Ant. Black mode)

Frequency (MHz)	S.A. Reading (dBμV)	Detector (PK/AV)	Polarity (H/V)	Ant. Factor (dB/m)	Cable Loss (dB)	Pre-Amp. Gain (dB)	Cord Amp. (dBμV/m)	Limit (dBμV/m)	Margin (dB)
11400	35.15	AV	V	40.02	11.65	46.41	40.41	54	-13.59
11400	37.14	AV	H	40.02	11.65	46.41	42.4	54	-11.6
11400	48.06	PK	V	40.02	11.65	46.41	53.32	74	-20.68
11400	45.5	PK	H	40.02	11.65	46.41	50.76	74	-23.24
2993.8	53.38	AV	V	29.99	5.79	47.59	41.57	54	-12.43
2993.8	52.23	AV	H	29.99	5.79	47.59	40.42	54	-13.58
2993.8	68.07	PK	V	29.99	5.79	47.59	56.26	74	-17.74
2993.8	68.33	PK	H	29.99	5.79	47.59	56.52	74	-17.48

Note:

1, The testing has been conformed to 40GHz;
2, All other emissions more than 30 dB below the limit
3, The radiated spurious test above 18GHz is subcontracted to "BV 7LAYERS COMMUNICATION TRCHNOLOGY(SHENZHEN)CO.,LTD" Laboratories. and found 30dB below the limit at least.

Test Mode:	Transmitting Mode

Low Channel (5500 MHz-ac20 mode)

Frequency (MHz)	S.A. Reading (dBμV)	Detector (PK/AV)	Polarity (H/V)	Ant. Factor (dB/m)	Cable Loss (dB)	Pre-Amp. Gain (dB)	Cord Amp. (dBμV/m)	Limit (dBμV/m)	Margin (dB)
11000	39.68	AV	V	39.58	11.03	46.61	43.68	54	-10.32
11000	37.32	AV	H	39.58	11.03	46.61	41.32	54	-12.68
11000	48.7	PK	V	39.58	11.03	46.61	52.7	74	-21.3
11000	48.79	PK	H	39.58	11.03	46.61	52.79	74	-21.21
2999.2	54.63	AV	V	30.19	5.88	48.21	42.49	54	-11.51
2999.2	55.05	AV	H	30.19	5.88	48.21	42.91	54	-11.09
2999.2	66.57	PK	V	30.19	5.88	48.21	54.43	74	-19.57
2999.2	65.11	PK	H	30.19	5.88	48.21	52.97	74	-21.03

Middle Channel (5600 MHz-ac20 mode)

Frequency (MHz)	S.A. Reading (dBμV)	Detector (PK/AV)	Polarity (H/V)	Ant. Factor (dB/m)	Cable Loss (dB)	Pre-Amp. Gain (dB)	Cord Amp. (dBμV/m)	Limit (dBμV/m)	Margin (dB)
11200	38.15	AV	V	39.02	10.01	46.87	40.31	54	-13.69
11200	37.5	AV	H	39.02	10.01	46.87	39.66	54	-14.34
11200	52.11	PK	V	39.02	10.01	46.87	54.27	74	-19.73
11200	50.64	PK	H	39.02	10.01	46.87	52.8	74	-21.2
12078	36.96	AV	V	39.11	13.07	45.06	44.08	54	-9.92
12078	32.83	AV	H	39.11	13.07	45.06	39.95	54	-14.05
12078	46.21	PK	V	39.11	13.07	45.06	53.33	74	-20.67
12078	47.31	PK	H	39.11	13.07	45.06	54.43	74	-19.57

High Channel (5700 MHz-ac20 mode)

Frequency (MHz)	S.A. Reading (dBμV)	Detector (PK/AV)	Polarity (H/V)	Ant. Factor (dB/m)	Cable Loss (dB)	Pre-Amp. Gain (dB)	Cord Amp. (dBμV/m)	Limit (dBμV/m)	Margin (dB)
11400	36.16	AV	V	40.02	11.65	46.41	41.42	54	-12.58
11400	37.46	AV	H	40.02	11.65	46.41	42.72	54	-11.28
11400	49.19	PK	V	40.02	11.65	46.41	54.45	74	-19.55
11400	47.5	PK	H	40.02	11.65	46.41	52.76	74	-21.24
9466	38.58	AV	V	38.71	10.43	47.51	40.21	54	-13.79
9466	40.35	AV	H	38.71	10.43	47.51	41.98	54	-12.02
9466	52.25	PK	V	38.71	10.43	47.51	53.88	74	-20.12
9466	52.51	PK	H	38.71	10.43	47.51	54.14	74	-19.86

Note:

1, The testing has been conformed to 40GHz;
2, All other emissions more than 30 dB below the limit
3, The radiated spurious test above 18GHz is subcontracted to "BV 7LAYERS COMMUNICATION TRCHNOLOGY(SHENZHEN)CO.,LTD" Laboratories. and found 30dB below the limit at least.

Test Mode:	Transmitting Mode

Low Channel (5510 MHz-ac40 mode)

Frequency (MHz)	S.A. Reading (dBμV)	Detector (PK/AV)	Polarity (H/V)	Ant. Factor (dB/m)	Cable Loss (dB)	Pre-Amp. Gain (dB)	Cord Amp. (dBμV/m)	Limit (dBμV/m)	Margin (dB)
11020	40.32	AV	V	38.61	11.45	46.96	43.42	54	-10.58
11020	39.46	AV	H	38.61	11.45	46.96	42.56	54	-11.44
11020	51.87	PK	V	38.61	11.45	46.96	54.97	74	-19.03
11020	47.33	PK	H	38.61	11.45	46.96	50.43	74	-23.57
2988.4	55.74	AV	V	29.47	5.69	47.47	43.43	54	-10.57
2988.4	51.99	AV	H	29.47	5.69	47.47	39.68	54	-14.32
2988.4	68.02	PK	V	29.47	5.69	47.47	55.71	74	-18.29
2988.4	66.47	PK	H	29.47	5.69	47.47	54.16	74	-19.84

Middle Channel (5590 MHz-ac40 mode)

Frequency (MHz)	S.A. Reading (dBμV)	Detector (PK/AV)	Polarity (H/V)	Ant. Factor (dB/m)	Cable Loss (dB)	Pre-Amp. Gain (dB)	Cord Amp. (dBμV/m)	Limit (dBμV/m)	Margin (dB)
11340	39.9	AV	V	40.07	10.8	47.38	43.39	54	-10.61
11340	36.55	AV	H	40.07	10.8	47.38	40.04	54	-13.96
11340	49.49	PK	V	40.07	10.8	47.38	52.98	74	-21.02
11340	48.38	PK	H	40.07	10.8	47.38	51.87	74	-22.13
9092	42.22	AV	V	39.46	10.39	48.94	43.13	54	-10.87
9092	39.41	AV	H	39.46	10.39	48.94	40.32	54	-13.68
9092	54.61	PK	V	39.46	10.39	48.94	55.52	74	-18.48
9092	52.08	PK	H	39.46	10.39	48.94	52.99	74	-21.01

Note:

1, The testing has been conformed to 40GHz;
2, All other emissions more than 30 dB below the limit
3, The radiated spurious test above 18GHz is subcontracted to "BV 7LAYERS COMMUNICATION TRCHNOLOGY(SHENZHEN)CO.,LTD" Laboratories. and found 30dB below the limit at least.

Test Mode:	Transmitting Mode

Low Channel (5530 MHz-ac80 mode)

Frequency (MHz)	S.A. Reading (dBµV)	Detector (PK/AV)	Polarity (H/V)	Ant. Factor (dB/m)	Cable Loss (dB)	Pre-Amp. Gain (dB)	Cord Amp. (dBµV/m)	Limit (dBµV/m)	Margin (dB)
11060	36.91	AV	V	38.61	11.45	46.96	40.01	54	-13.99
11060	38.26	AV	H	38.61	11.45	46.96	41.36	54	-12.64
11060	50.19	PK	V	38.61	11.45	46.96	53.29	74	-20.71
11060	48.54	PK	H	38.61	11.45	46.96	51.64	74	-22.36
2999.2	55.1	AV	V	30.19	5.88	48.21	42.96	54	-11.04
2999.2	51.74	AV	H	30.19	5.88	48.21	39.6	54	-14.4
2999.2	72.07	PK	V	30.19	5.88	48.21	59.93	74	-14.07
2999.2	68.84	PK	H	30.19	5.88	48.21	56.7	74	-17.3

Channel (5610 MHz-ac80 mode)

Frequency (MHz)	S.A. Reading (dBµV)	Detector (PK/AV)	Polarity (H/V)	Ant. Factor (dB/m)	Cable Loss (dB)	Pre-Amp. Gain (dB)	Cord Amp. (dBµV/m)	Limit (dBµV/m)	Margin (dB)
11220	36.62	AV	V	39.97	10.96	47.14	40.41	54	-13.59
11220	38.84	AV	H	39.97	10.96	47.14	42.63	54	-11.37
11220	50.49	PK	V	39.97	10.96	47.14	54.28	74	-19.72
11220	47.5	PK	H	39.97	10.96	47.14	51.29	74	-22.71
12780	34.37	AV	V	40.29	14.04	46.88	41.82	54	-12.18
12780	34.02	AV	H	40.29	14.04	46.88	41.47	54	-12.53
12780	45.66	PK	V	40.29	14.04	46.88	53.11	74	-20.89
12780	44.57	PK	H	40.29	14.04	46.88	52.02	74	-21.98

Channel (5690 MHz-ac80 mode)

Frequency (MHz)	S.A. Reading (dBμV)	Detector (PK/AV)	Polarity (H/V)	Ant. Factor (dB/m)	Cable Loss (dB)	Pre-Amp. Gain (dB)	Cord Amp. (dBμV/m)	Limit (dBμV/m)	Margin (dB)
11380	39.21	AV	V	40.07	10.8	47.38	42.7	54	-11.3
11380	39.08	AV	H	40.07	10.8	47.38	42.57	54	-11.43
11380	49.42	PK	V	40.07	10.8	47.38	52.91	74	-21.09
11380	49.3	PK	H	40.07	10.8	47.38	52.79	74	-21.21
13313	32.41	AV	V	41.48	13.84	46.28	41.45	54	-12.55
13313	33.22	AV	H	41.48	13.84	46.28	42.26	54	-11.74
13313	44.65	PK	V	41.48	13.84	46.28	53.69	74	-20.31
13313	45.65	PK	H	41.48	13.84	46.28	54.69	74	-19.31

Note:

1, The testing has been conformed to 40GHz;
2, All other emissions more than 30 dB below the limit
3, The radiated spurious test above 18GHz is subcontracted to "BV 7LAYERS COMMUNICATION TRCHNOLOGY(SHENZHEN)CO.,LTD" Laboratories. and found 30dB below the limit at least.

Test Mode:	Transmitting Mode

Low Channel (5500 MHz-n20 mode)

Frequency (MHz)	S.A. Reading (dBμV)	Detector (PK/AV)	Polarity (H/V)	Ant. Factor (dB/m)	Cable Loss (dB)	Pre-Amp. Gain (dB)	Cord Amp. (dBμV/m)	Limit (dBμV/m)	Margin (dB)
11000	39.33	AV	V	39.58	11.03	46.61	43.33	54	-10.67
11000	38.03	AV	H	39.58	11.03	46.61	42.03	54	-11.97
11000	50.82	PK	V	39.58	11.03	46.61	54.82	74	-19.18
11000	46.57	PK	H	39.58	11.03	46.61	50.57	74	-23.43
2999.2	52.58	AV	V	30.19	5.88	48.21	40.44	54	-13.56
2999.2	53.62	AV	H	30.19	5.88	48.21	41.48	54	-12.52
2999.2	68.45	PK	V	30.19	5.88	48.21	56.31	74	-17.69
2999.2	66.87	PK	H	30.19	5.88	48.21	54.73	74	-19.27

Middle Channel (5600 MHz-n20 mode)

Frequency (MHz)	S.A. Reading (dBμV)	Detector (PK/AV)	Polarity (H/V)	Ant. Factor (dB/m)	Cable Loss (dB)	Pre-Amp. Gain (dB)	Cord Amp. (dBμV/m)	Limit (dBμV/m)	Margin (dB)
11200	39.07	AV	V	39.02	10.01	46.87	41.23	54	-12.77
11200	40.42	AV	H	39.02	10.01	46.87	42.58	54	-11.42
11200	51.12	PK	V	39.02	10.01	46.87	53.28	74	-20.72
11200	50.08	PK	H	39.02	10.01	46.87	52.24	74	-21.76
7282	45.53	AV	V	36.47	8.86	48.8	42.06	54	-11.94
7282	44.61	AV	H	36.47	8.86	48.8	41.14	54	-12.86
7282	57.54	PK	V	36.47	8.86	48.8	54.07	74	-19.93
7282	56.74	PK	H	36.47	8.86	48.8	53.27	74	-20.73

High Channel (5700 MHz-n20 mode)

Frequency (MHz)	S.A. Reading (dBμV)	Detector (PK/AV)	Polarity (H/V)	Ant. Factor (dB/m)	Cable Loss (dB)	Pre-Amp. Gain (dB)	Cord Amp. (dBμV/m)	Limit (dBμV/m)	Margin (dB)
11400	35.65	AV	V	40.02	11.65	46.41	40.91	54	-13.09
11400	34.91	AV	H	40.02	11.65	46.41	40.17	54	-13.83
11400	47.54	PK	V	40.02	11.65	46.41	52.8	74	-21.2
11400	46.3	PK	H	40.02	11.65	46.41	51.56	74	-22.44
13303	36.21	AV	V	39.83	14.08	46.92	43.2	54	-10.8
13303	32.69	AV	H	39.83	14.08	46.92	39.68	54	-14.32
13303	48.24	PK	V	39.83	14.08	46.92	55.23	74	-18.77
13303	47.17	PK	H	39.83	14.08	46.92	54.16	74	-19.84

Note:

1, The testing has been conformed to 40GHz;
2, All other emissions more than 30 dB below the limit
3, The radiated spurious test above 18GHz is subcontracted to "BV 7LAYERS COMMUNICATION TRCHNOLOGY(SHENZHEN)CO.,LTD" Laboratories. and found 30dB below the limit at least.

Test Mode:	Transmitting Mode

Low Channel (5510 MHz-n40 mode)

Frequency (MHz)	S.A. Reading (dBμV)	Detector (PK/AV)	Polarity (H/V)	Ant. Factor (dB/m)	Cable Loss (dB)	Pre-Amp. Gain (dB)	Cord Amp. (dBμV/m)	Limit (dBμV/m)	Margin (dB)
11020	38.1	AV	V	38.61	11.45	46.96	41.2	54	-12.8
11020	37.18	AV	H	38.61	11.45	46.96	40.28	54	-13.72
11020	50.02	PK	V	38.61	11.45	46.96	53.12	74	-20.88
11020	47.76	PK	H	38.61	11.45	46.96	50.86	74	-23.14
2993.8	54.41	AV	V	29.99	5.79	47.59	42.6	54	-11.4
2993.8	53.89	AV	H	29.99	5.79	47.59	42.08	54	-11.92
2993.8	69.93	PK	V	29.99	5.79	47.59	58.12	74	-15.88
2993.8	66.86	PK	H	29.99	5.79	47.59	55.05	74	-18.95

High Channel (5590 MHz-n40 mode)

Frequency (MHz)	S.A. Reading (dBμV)	Detector (PK/AV)	Polarity (H/V)	Ant. Factor (dB/m)	Cable Loss (dB)	Pre-Amp. Gain (dB)	Cord Amp. (dBμV/m)	Limit (dBμV/m)	Margin (dB)
11180	38.16	AV	V	39.97	10.96	47.14	41.95	54	-12.05
11180	37.03	AV	H	39.97	10.96	47.14	40.82	54	-13.18
11180	50.97	PK	V	39.97	10.96	47.14	54.76	74	-19.24
11180	48.21	PK	H	39.97	10.96	47.14	52	74	-22
10218	39.87	AV	V	39.76	10.4	46.27	43.76	54	-10.24
10218	34.86	AV	H	39.76	10.4	46.27	38.75	54	-15.25
10218	51.01	PK	V	39.76	10.4	46.27	54.9	74	-19.1
10218	48.55	PK	H	39.76	10.4	46.27	52.44	74	-21.56

High Channel (5670 MHz-n40 mode)

Frequency (MHz)	S.A. Reading (dBμV)	Detector (PK/AV)	Polarity (H/V)	Ant. Factor (dB/m)	Cable Loss (dB)	Pre-Amp. Gain (dB)	Cord Amp. (dBμV/m)	Limit (dBμV/m)	Margin (dB)
11340	39.48	AV	V	40.07	10.8	47.38	42.97	54	-11.03
11340	39.03	AV	H	40.07	10.8	47.38	42.52	54	-11.48
11340	49.55	PK	V	40.07	10.8	47.38	53.04	74	-20.96
11340	47.92	PK	H	40.07	10.8	47.38	51.41	74	-22.59
5595	48.79	AV	V	34.5	8.24	47.53	44	54	-10
5595	45.83	AV	H	34.5	8.24	47.53	41.04	54	-12.96
5595	62.6	PK	V	34.5	8.24	47.53	57.81	74	-16.19
5595	62.01	PK	H	34.5	8.24	47.53	57.22	74	-16.78

Note:

1, The testing has been conformed to 40GHz;
2, All other emissions more than 30 dB below the limit
3, The radiated spurious test above 18GHz is subcontracted to "BV 7LAYERS COMMUNICATION TRCHNOLOGY(SHENZHEN)CO.,LTD" Laboratories. and found 30dB below the limit at least.

Above 1GHz

5150-5250MHz

Test Mode:	Transmitting Mode

Low Channel (5745 MHz-a(Ant. Green mode)

Frequency (MHz)	S.A. Reading (dBµV)	Detector (PK/AV)	Polarity (H/V)	Ant. Factor (dB/m)	Cable Loss (dB)	Pre-Amp. Gain (dB)	Cord Amp. (dBµV/m)	Limit (dBµV/m)	Margin (dB)
11490	38.6	AV	V	39.58	11.03	46.61	42.6	54	-11.4
11490	36.45	AV	H	39.58	11.03	46.61	40.45	54	-13.55
11490	49.68	PK	V	39.58	11.03	46.61	53.68	74	-20.32
11490	49.14	PK	H	39.58	11.03	46.61	53.14	74	-20.86
2988.4	54.62	AV	V	29.47	5.69	47.47	42.31	54	-11.69
2988.4	50.78	AV	H	29.47	5.69	47.47	38.47	54	-15.53
2988.4	72.59	PK	V	29.47	5.69	47.47	60.28	74	-13.72
2988.4	68.72	PK	H	29.47	5.69	47.47	56.41	74	-17.59

Middle Channel (5785 MHz- Ant. Green mode)

Frequency (MHz)	S.A. Reading (dBµV)	Detector (PK/AV)	Polarity (H/V)	Ant. Factor (dB/m)	Cable Loss (dB)	Pre-Amp. Gain (dB)	Cord Amp. (dBµV/m)	Limit (dBµV/m)	Margin (dB)
11570	41.76	AV	V	39.02	10.01	46.87	43.92	54	-10.08
11570	38.92	AV	H	39.02	10.01	46.87	41.08	54	-12.92
11570	52.06	PK	V	39.02	10.01	46.87	54.22	74	-19.78
11570	50.44	PK	H	39.02	10.01	46.87	52.6	74	-21.4
12782	34.13	AV	V	40.82	13.17	46.21	41.91	54	-12.09
12782	31.93	AV	H	40.82	13.17	46.21	39.71	54	-14.29
12782	47.14	PK	V	40.82	13.17	46.21	54.92	74	-19.08
12782	45.91	PK	H	40.82	13.17	46.21	53.69	74	-20.31

High Channel (5825 MHz- Ant. Green mode)

Frequency (MHz)	S.A. Reading (dBμV)	Detector (PK/AV)	Polarity (H/V)	Ant. Factor (dB/m)	Cable Loss (dB)	Pre-Amp. Gain (dB)	Cord Amp. (dBμV/m)	Limit (dBμV/m)	Margin (dB)
11650	38.52	AV	V	40.02	11.65	46.41	43.78	54	-10.22
11650	34.72	AV	H	40.02	11.65	46.41	39.98	54	-14.02
11650	49.11	PK	V	40.02	11.65	46.41	54.37	74	-19.63
11650	48.93	PK	H	40.02	11.65	46.41	54.19	74	-19.81
2999.2	54.47	AV	V	30.19	5.88	48.21	42.33	54	-11.67
2999.2	50.35	AV	H	30.19	5.88	48.21	38.21	54	-15.79
2999.2	70.41	PK	V	30.19	5.88	48.21	58.27	74	-15.73
2999.2	67.27	PK	H	30.19	5.88	48.21	55.13	74	-18.87

Note:

1, The testing has been conformed to 40GHz;
2, All other emissions more than 30 dB below the limit
3, The radiated spurious test above 18GHz is subcontracted to "BV 7LAYERS COMMUNICATION TRCHNOLOGY(SHENZHEN)CO.,LTD" Laboratories. and found 30dB below the limit at least.

Low Channel (5745 MHz-a(Ant. Gray mode)

Frequency (MHz)	S.A. Reading (dBμV)	Detector (PK/AV)	Polarity (H/V)	Ant. Factor (dB/m)	Cable Loss (dB)	Pre-Amp. Gain (dB)	Cord Amp. (dBμV/m)	Limit (dBμV/m)	Margin (dB)
11490	40.44	AV	V	39.58	11.03	46.61	44.44	54	-9.56
11490	38.4	AV	H	39.58	11.03	46.61	42.4	54	-11.6
11490	49.54	PK	V	39.58	11.03	46.61	53.54	74	-20.46
11490	49.25	PK	H	39.58	11.03	46.61	53.25	74	-20.75
2988.4	55.42	AV	V	29.47	5.69	47.47	43.11	54	-10.89
2988.4	52.23	AV	H	29.47	5.69	47.47	39.92	54	-14.08
2988.4	67.17	PK	V	29.47	5.69	47.47	54.86	74	-19.14
2988.4	66.27	PK	H	29.47	5.69	47.47	53.96	74	-20.04

Middle Channel (5785 MHz- Ant. Gray mode)

Frequency (MHz)	S.A. Reading (dBμV)	Detector (PK/AV)	Polarity (H/V)	Ant. Factor (dB/m)	Cable Loss (dB)	Pre-Amp. Gain (dB)	Cord Amp. (dBμV/m)	Limit (dBμV/m)	Margin (dB)
11570	40.4	AV	V	39.02	10.01	46.87	42.56	54	-11.44
11570	37.91	AV	H	39.02	10.01	46.87	40.07	54	-13.93
11570	50.13	PK	V	39.02	10.01	46.87	52.29	74	-21.71
11570	52.27	PK	H	39.02	10.01	46.87	54.43	74	-19.57
3833	53.86	AV	V	31.28	7.16	50.12	42.18	54	-11.82
3833	51.27	AV	H	31.28	7.16	50.12	39.59	54	-14.41
3833	68.31	PK	V	31.28	7.16	50.12	56.63	74	-17.37
3833	65.43	PK	H	31.28	7.16	50.12	53.75	74	-20.25

High Channel (5825 MHz- Ant. Gray mode)

Frequency (MHz)	S.A. Reading (dBμV)	Detector (PK/AV)	Polarity (H/V)	Ant. Factor (dB/m)	Cable Loss (dB)	Pre-Amp. Gain (dB)	Cord Amp. (dBμV/m)	Limit (dBμV/m)	Margin (dB)
11650	37.32	AV	V	40.02	11.65	46.41	42.58	54	-11.42
11650	34.77	AV	H	40.02	11.65	46.41	40.03	54	-13.97
11650	47.35	PK	V	40.02	11.65	46.41	52.61	74	-21.39
11650	49.09	PK	H	40.02	11.65	46.41	54.35	74	-19.65
15036	29.62	AV	V	43.53	14.04	45.21	41.98	54	-12.02
15036	26.93	AV	H	43.53	14.04	45.21	39.29	54	-14.71
15036	44.46	PK	V	43.53	14.04	45.21	56.82	74	-17.18
15036	44.57	PK	H	43.53	14.04	45.21	56.93	74	-17.07

Note:

1, The testing has been conformed to 40GHz;
2, All other emissions more than 30 dB below the limit
3, The radiated spurious test above 18GHz is subcontracted to "BV 7LAYERS COMMUNICATION TRCHNOLOGY(SHENZHEN)CO.,LTD" Laboratories. and found 30dB below the limit at least.

Low Channel (5745 MHz-a(Ant. Black mode)

Frequency (MHz)	S.A. Reading (dBμV)	Detector (PK/AV)	Polarity (H/V)	Ant. Factor (dB/m)	Cable Loss (dB)	Pre-Amp. Gain (dB)	Cord Amp. (dBμV/m)	Limit (dBμV/m)	Margin (dB)
11490	39.98	AV	V	39.58	11.03	46.61	43.98	54	-10.02
11490	35.88	AV	H	39.58	11.03	46.61	39.88	54	-14.12
11490	50.12	PK	V	39.58	11.03	46.61	54.12	74	-19.88
11490	48.91	PK	H	39.58	11.03	46.61	52.91	74	-21.09
2988.4	55.52	AV	V	29.47	5.69	47.47	43.21	54	-10.79
2988.4	50.56	AV	H	29.47	5.69	47.47	38.25	54	-15.75
2988.4	68	PK	V	29.47	5.69	47.47	55.69	74	-18.31
2988.4	65.44	PK	H	29.47	5.69	47.47	53.13	74	-20.87

Middle Channel (5785 MHz- Ant. Black mode)

Frequency (MHz)	S.A. Reading (dBμV)	Detector (PK/AV)	Polarity (H/V)	Ant. Factor (dB/m)	Cable Loss (dB)	Pre-Amp. Gain (dB)	Cord Amp. (dBμV/m)	Limit (dBμV/m)	Margin (dB)
11570	39.8	AV	V	39.02	10.01	46.87	41.96	54	-12.04
11570	38.81	AV	H	39.02	10.01	46.87	40.97	54	-13.03
11570	51.38	PK	V	39.02	10.01	46.87	53.54	74	-20.46
11570	52.21	PK	H	39.02	10.01	46.87	54.37	74	-19.63
2999.2	56.61	AV	V	29.68	5.71	49.32	42.68	54	-11.32
2999.2	54	AV	H	29.68	5.71	49.32	40.07	54	-13.93
2999.2	68.43	PK	V	29.68	5.71	49.32	54.5	74	-19.5
2999.2	65.21	PK	H	29.68	5.71	49.32	51.28	74	-22.72

High Channel (5825 MHz- Ant. Black mode)

Frequency (MHz)	S.A. Reading (dBμV)	Detector (PK/AV)	Polarity (H/V)	Ant. Factor (dB/m)	Cable Loss (dB)	Pre-Amp. Gain (dB)	Cord Amp. (dBμV/m)	Limit (dBμV/m)	Margin (dB)
11650	37.64	AV	V	40.02	11.65	46.41	42.9	54	-11.1
11650	34.73	AV	H	40.02	11.65	46.41	39.99	54	-14.01
11650	47.52	PK	V	40.02	11.65	46.41	52.78	74	-21.22
11650	48.36	PK	H	40.02	11.65	46.41	53.62	74	-20.38
15072	30.95	AV	V	42.7	15.09	46.47	42.27	54	-11.73
15072	28.25	AV	H	42.7	15.09	46.47	39.57	54	-14.43
15072	45.41	PK	V	42.7	15.09	46.47	56.73	74	-17.27
15072	45.48	PK	H	42.7	15.09	46.47	56.8	74	-17.2

Note:

1, The testing has been conformed to 40GHz;
2, All other emissions more than 30 dB below the limit
3, The radiated spurious test above 18GHz is subcontracted to "BV 7LAYERS COMMUNICATION TRCHNOLOGY(SHENZHEN)CO.,LTD" Laboratories. and found 30dB below the limit at least.

Test Mode:	Transmitting Mode

Low Channel (5745 MHz-ac20 mode)

Frequency (MHz)	S.A. Reading (dBμV)	Detector (PK/AV)	Polarity (H/V)	Ant. Factor (dB/m)	Cable Loss (dB)	Pre-Amp. Gain (dB)	Cord Amp. (dBμV/m)	Limit (dBμV/m)	Margin (dB)
11490	40.16	AV	V	39.58	11.03	46.61	44.16	54	-9.84
11490	37.16	AV	H	39.58	11.03	46.61	41.16	54	-12.84
11490	49.81	PK	V	39.58	11.03	46.61	53.81	74	-20.19
11490	49.25	PK	H	39.58	11.03	46.61	53.25	74	-20.75
2988.4	54.01	AV	V	29.47	5.69	47.47	41.7	54	-12.3
2988.4	51.91	AV	H	29.47	5.69	47.47	39.6	54	-14.4
2988.4	67.5	PK	V	29.47	5.69	47.47	55.19	74	-18.81
2988.4	68.14	PK	H	29.47	5.69	47.47	55.83	74	-18.17

Middle Channel (5785 MHz-ac20 mode)

Frequency (MHz)	S.A. Reading (dBμV)	Detector (PK/AV)	Polarity (H/V)	Ant. Factor (dB/m)	Cable Loss (dB)	Pre-Amp. Gain (dB)	Cord Amp. (dBμV/m)	Limit (dBμV/m)	Margin (dB)
11570	41.58	AV	V	39.02	10.01	46.87	43.74	54	-10.26
11570	37.66	AV	H	39.02	10.01	46.87	39.82	54	-14.18
11570	51.91	PK	V	39.02	10.01	46.87	54.07	74	-19.93
11570	50.53	PK	H	39.02	10.01	46.87	52.69	74	-21.31
14968	33.22	AV	V	42.44	13.95	46.79	42.82	54	-11.18
14968	28.87	AV	H	42.44	13.95	46.79	38.47	54	-15.53
14968	47.1	PK	V	42.44	13.95	46.79	56.7	74	-17.3
14968	42.58	PK	H	42.44	13.95	46.79	52.18	74	-21.82

High Channel (5825 MHz-ac20 mode)

Frequency (MHz)	S.A. Reading (dBμV)	Detector (PK/AV)	Polarity (H/V)	Ant. Factor (dB/m)	Cable Loss (dB)	Pre-Amp. Gain (dB)	Cord Amp. (dBμV/m)	Limit (dBμV/m)	Margin (dB)
11650	36.28	AV	V	40.02	11.65	46.41	41.54	54	-12.46
11650	36.68	AV	H	40.02	11.65	46.41	41.94	54	-12.06
11650	46.52	PK	V	40.02	11.65	46.41	51.78	74	-22.22
11650	49.06	PK	H	40.02	11.65	46.41	54.32	74	-19.68
3442	53.63	AV	V	30.7	6.39	48.73	41.99	54	-12.01
3442	51.34	AV	H	30.7	6.39	48.73	39.7	54	-14.3
3442	64.5	PK	V	30.7	6.39	48.73	52.86	74	-21.14
3442	64.89	PK	H	30.7	6.39	48.73	53.25	74	-20.75

Note:

1, The testing has been conformed to 40GHz;
2, All other emissions more than 30 dB below the limit
3, The radiated spurious test above 18GHz is subcontracted to "BV 7LAYERS COMMUNICATION TRCHNOLOGY(SHENZHEN)CO.,LTD" Laboratories. and found 30dB below the limit at least.

Test Mode:	Transmitting Mode

Low Channel (5710 MHz-ac40 mode)

Frequency (MHz)	S.A. Reading (dBμV)	Detector (PK/AV)	Polarity (H/V)	Ant. Factor (dB/m)	Cable Loss (dB)	Pre-Amp. Gain (dB)	Cord Amp. (dBμV/m)	Limit (dBμV/m)	Margin (dB)
11420	39.7	AV	V	39.58	11.03	46.61	43.7	54	-10.3
11420	36.28	AV	H	39.58	11.03	46.61	40.28	54	-13.72
11420	50.13	PK	V	39.58	11.03	46.61	54.13	74	-19.87
11420	49.85	PK	H	39.58	11.03	46.61	53.85	74	-20.15
3806	50.73	AV	V	32.36	7.79	48.99	41.89	54	-12.11
3806	47.21	AV	H	32.36	7.79	48.99	38.37	54	-15.63
3806	62.63	PK	V	32.36	7.79	48.99	53.79	74	-20.21
3806	61.92	PK	H	32.36	7.79	48.99	53.08	74	-20.92

Middle Channel (5755 MHz-ac40 mode)

Frequency (MHz)	S.A. Reading (dBμV)	Detector (PK/AV)	Polarity (H/V)	Ant. Factor (dB/m)	Cable Loss (dB)	Pre-Amp. Gain (dB)	Cord Amp. (dBμV/m)	Limit (dBμV/m)	Margin (dB)
11510	40.13	AV	V	39.02	10.01	46.87	42.29	54	-11.71
11510	39.07	AV	H	39.02	10.01	46.87	41.23	54	-12.77
11510	49.77	PK	V	39.02	10.01	46.87	51.93	74	-22.07
11510	50.64	PK	H	39.02	10.01	46.87	52.8	74	-21.2
14984	29.71	AV	V	43.14	15.44	46.02	42.27	54	-11.73
14984	26.36	AV	H	43.14	15.44	46.02	38.92	54	-15.08
14984	43.45	PK	V	43.14	15.44	46.02	56.01	74	-17.99
14984	40.84	PK	H	43.14	15.44	46.02	53.4	74	-20.6

High Channel (5795 MHz-ac40 mode)

Frequency (MHz)	S.A. Reading (dBμV)	Detector (PK/AV)	Polarity (H/V)	Ant. Factor (dB/m)	Cable Loss (dB)	Pre-Amp. Gain (dB)	Cord Amp. (dBμV/m)	Limit (dBμV/m)	Margin (dB)
11510	40.13	AV	V	39.02	10.01	46.87	42.29	54	-11.71
11510	39.07	AV	H	39.02	10.01	46.87	41.23	54	-12.77
11510	49.77	PK	V	39.02	10.01	46.87	51.93	74	-22.07
11510	50.64	PK	H	39.02	10.01	46.87	52.8	74	-21.2
14984	29.71	AV	V	43.14	15.44	46.02	42.27	54	-11.73
14984	26.36	AV	H	43.14	15.44	46.02	38.92	54	-15.08
14984	43.45	PK	V	43.14	15.44	46.02	56.01	74	-17.99
14984	40.84	PK	H	43.14	15.44	46.02	53.4	74	-20.6

Note:

1, The testing has been conformed to 40GHz;
2, All other emissions more than 30 dB below the limit
3, The radiated spurious test above 18GHz is subcontracted to "BV 7LAYERS COMMUNICATION TRCHNOLOGY(SHENZHEN)CO.,LTD" Laboratories. and found 30dB below the limit at least.

Test Mode:	Transmitting Mode

Channel (5775 MHz-ac80 mode)

Frequency (MHz)	S.A. Reading (dBμV)	Detector (PK/AV)	Polarity (H/V)	Ant. Factor (dB/m)	Cable Loss (dB)	Pre-Amp. Gain (dB)	Cord Amp. (dBμV/m)	Limit (dBμV/m)	Margin (dB)
11550	39.07	AV	V	39.58	11.03	46.61	43.07	54	-10.93
11550	38.34	AV	H	39.58	11.03	46.61	42.34	54	-11.66
11550	47.54	PK	V	39.58	11.03	46.61	51.54	74	-22.46
11550	47.57	PK	H	39.58	11.03	46.61	51.57	74	-22.43
14940	30.46	AV	V	43.46	13.73	45.12	42.53	54	-11.47
14940	26.85	AV	H	43.46	13.73	45.12	38.92	54	-15.08
14940	42.69	PK	V	43.46	13.73	45.12	54.76	74	-19.24
14940	44.83	PK	H	43.46	13.73	45.12	56.9	74	-17.1

Note:

1, The testing has been conformed to 40GHz;
2, All other emissions more than 30 dB below the limit
3, The radiated spurious test above 18GHz is subcontracted to "BV 7LAYERS COMMUNICATION TRCHNOLOGY(SHENZHEN)CO.,LTD" Laboratories. and found 30dB below the limit at least.

Test Mode:	Transmitting Mode

Low Channel (5745 MHz-n20 mode)

Frequency (MHz)	S.A. Reading (dBμV)	Detector (PK/AV)	Polarity (H/V)	Ant. Factor (dB/m)	Cable Loss (dB)	Pre-Amp. Gain (dB)	Cord Amp. (dBμV/m)	Limit (dBμV/m)	Margin (dB)
11490	38.68	AV	V	39.58	11.03	46.61	42.68	54	-11.32
11490	38.01	AV	H	39.58	11.03	46.61	42.01	54	-11.99
11490	49.35	PK	V	39.58	11.03	46.61	53.35	74	-20.65
11490	50.53	PK	H	39.58	11.03	46.61	54.53	74	-19.47
2988.4	55.25	AV	V	29.47	5.69	47.47	42.94	54	-11.06
2988.4	51.84	AV	H	29.47	5.69	47.47	39.53	54	-14.47
2988.4	68.8	PK	V	29.47	5.69	47.47	56.49	74	-17.51
2988.4	67.47	PK	H	29.47	5.69	47.47	55.16	74	-18.84

Middle Channel (5785 MHz-n20 mode)

Frequency (MHz)	S.A. Reading (dBμV)	Detector (PK/AV)	Polarity (H/V)	Ant. Factor (dB/m)	Cable Loss (dB)	Pre-Amp. Gain (dB)	Cord Amp. (dBμV/m)	Limit (dBμV/m)	Margin (dB)
11570	40.79	AV	V	39.02	10.01	46.87	42.95	54	-11.05
11570	38.43	AV	H	39.02	10.01	46.87	40.59	54	-13.41
11570	51.21	PK	V	39.02	10.01	46.87	53.37	74	-20.63
11570	50.64	PK	H	39.02	10.01	46.87	52.8	74	-21.2
15047	30.22	AV	V	42.72	15.29	46.23	42	54	-12
15047	26.71	AV	H	42.72	15.29	46.23	38.49	54	-15.51
15047	42.66	PK	V	42.72	15.29	46.23	54.44	74	-19.56
15047	42.35	PK	H	42.72	15.29	46.23	54.13	74	-19.87

High Channel (5825 MHz-n20 mode)

Frequency (MHz)	S.A. Reading (dBμV)	Detector (PK/AV)	Polarity (H/V)	Ant. Factor (dB/m)	Cable Loss (dB)	Pre-Amp. Gain (dB)	Cord Amp. (dBμV/m)	Limit (dBμV/m)	Margin (dB)
11650	37.59	AV	V	40.02	11.65	46.41	42.85	54	-11.15
11650	35.56	AV	H	40.02	11.65	46.41	40.82	54	-13.18
11650	46.22	PK	V	40.02	11.65	46.41	51.48	74	-22.52
11650	47.51	PK	H	40.02	11.65	46.41	52.77	74	-21.23
2999.2	56.41	AV	V	29.68	5.71	49.32	42.48	54	-11.52
2999.2	53.54	AV	H	29.68	5.71	49.32	39.61	54	-14.39
2999.2	73.51	PK	V	29.68	5.71	49.32	59.58	74	-14.42
2999.2	69.73	PK	H	29.68	5.71	49.32	55.8	74	-18.2

Note:

1, The testing has been conformed to 40GHz;
2, All other emissions more than 30 dB below the limit
3, The radiated spurious test above 18GHz is subcontracted to "BV 7LAYERS COMMUNICATION TRCHNOLOGY(SHENZHEN)CO.,LTD" Laboratories. and found 30dB below the limit at least.

Test Mode:	Transmitting Mode

Low Channel (5710 MHz-n40 mode)

Frequency (MHz)	S.A. Reading (dBμV)	Detector (PK/AV)	Polarity (H/V)	Ant. Factor (dB/m)	Cable Loss (dB)	Pre-Amp. Gain (dB)	Cord Amp. (dBμV/m)	Limit (dBμV/m)	Margin (dB)
11420	37.9	AV	V	39.58	11.03	46.61	41.9	54	-12.1
11420	35.6	AV	H	39.58	11.03	46.61	39.6	54	-14.4
11420	47.57	PK	V	39.58	11.03	46.61	51.57	74	-22.43
11420	49.32	PK	H	39.58	11.03	46.61	53.32	74	-20.68
2988.4	54.44	AV	V	29.47	5.69	47.47	42.13	54	-11.87
2988.4	51.54	AV	H	29.47	5.69	47.47	39.23	54	-14.77
2988.4	71.57	PK	V	29.47	5.69	47.47	59.26	74	-14.74
2988.4	67.9	PK	H	29.47	5.69	47.47	55.59	74	-18.41

Middle Channel (5755 MHz-n40 mode)

Frequency (MHz)	S.A. Reading (dBμV)	Detector (PK/AV)	Polarity (H/V)	Ant. Factor (dB/m)	Cable Loss (dB)	Pre-Amp. Gain (dB)	Cord Amp. (dBμV/m)	Limit (dBμV/m)	Margin (dB)
11510	40.44	AV	V	39.02	10.01	46.87	42.6	54	-11.4
11510	38.15	AV	H	39.02	10.01	46.87	40.31	54	-13.69
11510	50.05	PK	V	39.02	10.01	46.87	52.21	74	-21.79
11510	51.82	PK	H	39.02	10.01	46.87	53.98	74	-20.02
15031	29.36	AV	V	43.63	15.28	45.49	42.78	54	-11.22
15031	26.31	AV	H	43.63	15.28	45.49	39.73	54	-14.27
15031	41.55	PK	V	43.63	15.28	45.49	54.97	74	-19.03
15031	39.63	PK	H	43.63	15.28	45.49	53.05	74	-20.95

High Channel (5795 MHz-n40 mode)

Frequency (MHz)	S.A. Reading (dBμV)	Detector (PK/AV)	Polarity (H/V)	Ant. Factor (dB/m)	Cable Loss (dB)	Pre-Amp. Gain (dB)	Cord Amp. (dBμV/m)	Limit (dBμV/m)	Margin (dB)
11590	38.33	AV	V	40.02	11.65	46.41	43.59	54	-10.41
11590	35.97	AV	H	40.02	11.65	46.41	41.23	54	-12.77
11590	47.81	PK	V	40.02	11.65	46.41	53.07	74	-20.93
11590	49.18	PK	H	40.02	11.65	46.41	54.44	74	-19.56
3806	50.8	AV	V	32.36	7.79	48.99	41.96	54	-12.04
3806	47.27	AV	H	32.36	7.79	48.99	38.43	54	-15.57
3806	65.78	PK	V	32.36	7.79	48.99	56.94	74	-17.06
3806	62.3	PK	H	32.36	7.79	48.99	53.46	74	-20.54

Note:

1, The testing has been conformed to 40GHz;
2, All other emissions more than 30 dB below the limit
3, The radiated spurious test above 18GHz is subcontracted to "BV 7LAYERS COMMUNICATION TRCHNOLOGY(SHENZHEN)CO.,LTD" Laboratories. and found 30dB below the limit at least.

6.9 ON TIME AND DUTY CYCLE

LIMITS

None; for reporting purposes only.

PROCEDURE

KDB 789033 Zero-Span Spectrum Analyzer Method.

Test Result

Mode	ON Time B(msec)	Period (msec)	Duty Cycle X(linear)	Duty Cycle (%)	Duty Cycle Correction Factor(dB)	1/B Minimum VBW(KHz)
802.11 a	2.740	2.830	0.9682	96.82	0.1	1KHz
802.11 ac20	0.894	0.987	0.9058	90.58	0.4	3KHz
802.11 ac40	0.460	0.556	0.8273	82.73	0.8	3KHz
802.11 ac80	0.244	0.338	0.7219	72.19	0.4	10KHz
802.11 n20	0.891	0.984	0.9055	90.55	0.8	3KHz
802.11 n40	0.458	0.550	0.8327	83.27	1.4	3KHz

Test plots
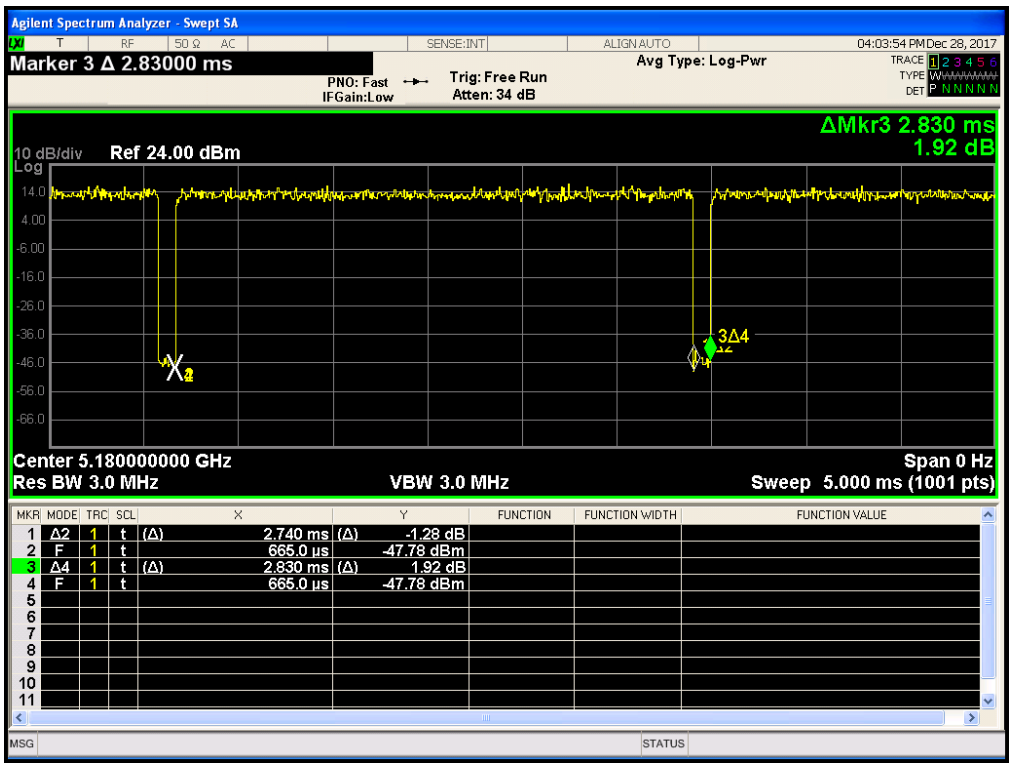
802.11 a