User Manual

xTablet Flex 10C

MobileDemand

Achieve **More**

User Manual
xTablet Flex 10C

Contents

1	Introduction	3
2	Copyright and Trademark Notice	4
3	FCC Statement	5
4	ISED Statement	6
5	Safety Instructions	9
6	xTablet Diagrams	11
7	Getting Started	13
8	Specifications	15

1 Introduction

Congratulations on the purchase of MobileDemand's rugged xTablet® Flex 10C. Designed and tested to meet our exacting standards ensures dependability and customer satisfaction.

Refer to this manual to guide you through the basic functions and features.

Unpacking

Unpack the shipping carton and check all items carefully. If any item is damaged or missing contact your local dealer immediately. Please keep the box and packing materials in the event you need to ship the unit. The package should contain the following items:

- xTablet Flex 10C
- AC/DC adapter and AC power cord
- Hand strap
- Brief case handle
- Quick Start Manual

2 Copyright and Trademarks Notice

All marks and names mentioned may be trademarks of their respective owners. No warranty as to accuracy or completeness is expressed or implied. We reserves the right to make changes to this document without prior notice.

Revision History

Version: 1.0
Date: 06, 2025

3. FCC Statement

This device has been tested and found to comply with the limits for a Class B digital device, pursuant to part 15 of the FCC Rules. These limits are designed to provide reasonable protection against harmful interference in a residential installation. This equipment generates, uses and can radiate radio frequency energy and, if not installed and used in accordance with the instructions, may cause harmful interference to radio communications. However, there is no guarantee that interference will not occur in a particular installation. If this equipment does cause harmful interference to radio or television reception, which can be determined by turning the equipment off and on, the user is encouraged to try to correct the interference by one or more of the following measures:

- **Reorient or relocate the receiving antenna.**
- **Increase the separation between the equipment and receiver.**
- **Connect the equipment into an outlet on a circuit different from that to which the receiver is connected.**
- **Consult the dealer or an experienced radio/TV technician for help.**

CAUTION:

Any changes or modifications to this device not explicitly approved by manufacturer could void your authority to operate this equipment.

This device complies with part 15 of the FCC Rules. Operation is subject to the following two conditions:

This device may not cause harmful interference, and (2) this device must accept any interference received, including interference that may cause undesired operation.

Specific Absorption Rate (SAR) information:

This device meets the government's requirements for exposure to radio waves. The guidelines are based on standards that were developed by independent scientific organizations through periodic and thorough evaluation of scientific studies. The standards include a substantial safety margin designed to assure the safety of all persons regardless of age or health. FCC RF Exposure Information and Statement the SAR limit of USA (FCC) is 1.6 W/kg averaged over one gram of tissue. Device types: This device has also been tested against this SAR limit.
This device was tested for typical body-worn operations with the back of the This device kept 0mm from the body. To maintain compliance with FCC RF exposure requirements, use accessories that maintain an 0mm separation distance between the user's body and the back of the This device.
The use of belt clips, holsters and similar accessories should not contain metallic components in its assembly. The use of accessories that do not satisfy these requirements may not comply with FCC RF exposure requirements, and should be avoided.

4. ISED Statement

ENGLISH: This device contains licence-exempt transmitter(s)/receiver(s) that comply with Innovation, Science and Economic Development Canada's licence-exempt RSS(s). Operation is subject to the following two conditions:

(1) This device may not cause interference.
(2) This device must accept any interference, including interference that may cause undesired operation of the device.

The digital apparatus complies with Canadian CAN ICES-3 (B)/NMB-3(B).

FRENCH: Cet appareil contient des émetteurs/récepteurs exempts de licence qui sont conformes aux RSS exemptés de licence d'Innovation, Sciences et Développement économique Canada. L'exploitation est soumise aux deux conditions suivantes :

(1) Cet appareil ne doit pas provoquer d'interférences.
(2) Cet appareil doit accepter toute interférence, y compris les interférences susceptibles de provoquer un fonctionnement indésirable de l'appareil.

l'appareil numérique du ciem conforme canadien peut - 3 (b) / nmb - 3 (b).

This device meets the exemption from the routine evaluation limits in section 5.2.2 of RSS 102 and compliance with RSS 102 RF exposure, users can obtain Canadian information on RF exposure and compliance.

cet appareil est conforme à l'exemption des limites d'évaluation courante dans la section 5.2.2 du cnr - 102 et conformité avec rss 102 de l'exposition aux rf, les utilisateurs peuvent obtenir des données canadiennes sur l'exposition aux champs rf et la conformité.

This equipment complies with Canada radiation exposure limits set forth for an uncontrolled environment.

Cet équipement est conforme aux limites d'exposition aux rayonnements du Canada établies pour un environnement non contrôlé.

The device for operation in the band 5150–5250 MHz is only for indoor use to reduce the potential for harmful interference to co-channel mobile satellite systems.

L'appareil destiné à fonctionner dans la bande 5150-5250 MHz est uniquement destiné à une utilisation en intérieur afin de réduire le potentiel d'interférences nuisibles aux systèmes mobiles par satellite cocanaux.

Specific Absorption Rate (SAR) information:

This device meets the government's requirements for exposure to radio waves. The guidelines are based on standards that were developed by independent scientific organizations through periodic and thorough evaluation of scientific studies. The standards include a substantial safety margin designed to assure the safety of all persons regardless of age or health. ISED RF Exposure Information and Statement the SAR limit of Canada(ISED) is 1.6 W/kg averaged over one gram of tissue.

Device types: Device has also been tested against this SAR limit. This device was tested for typical body-worn operations with the back of the device kept 0mm from the body. To maintain compliance with ISED RF exposure requirements, use accessories that maintain an 0mm separation distance between the user's body and the back of the device. The use of belt clips, holsters and similar accessories should not contain metallic components in its assembly. The use of accessories that do not satisfy these requirements may not comply with ISED RF exposure requirements, and should be avoided.

Informations sur le débit d'absorption spécifique (DAS):

Cet appareil répond aux exigences du gouvernement en matière d'exposition aux ondes radio. Les lignes directrices sont fondées sur des normes élaborées par des organismes scientifiques indépendants à la suite d'une évaluation périodique et approfondie d'études scientifiques. Les normes comportent une marge de sécurité importante destinée à assurer la sécurité de tous les
Personnes indépendamment de l'âge ou de la santé. Énoncé et Information sur l'exposition aux RF de l'ed la limite du das du Canada(ed) est de 1,6 W/kg en moyenne pour un gramme de tissu. Types d'appareils: l'appareil a également été testé en fonction de cette limite de das. Cet appareil a été testé pour des opérations typiques d'usure du corps avec le dos de l'appareil à 0mm du corps. Pour maintenir la conformité avec les exigences d'exposition aux RF isées, utilisez des accessoires qui maintiennent une distance de séparation de 0mm entre le corps de l'utilisateur et l'arrière de l'appareil. L'utilisation de clips de ceinture, de étuis et d'accessoires similaires ne doit pas contenir de composants métalliques dans son assemblage. L'utilisation d'accessoires qui ne satisfont pas à ces exigences peut ne pas être conforme aux exigences en matière d'exposition aux RF, et doit être évitée.

CE Conformity

This device complies with the essential requirements and relevant provisions of the European Radio Equipment Directive 2014/53/EU. Supported technologies include Bluetooth®, Wi-Fi, 4G LTE, and GNSS.

Full EU Declaration of Conformity is available at:
https://www.mobiledemand.com/

SAR Guidance for EU:
This product meets the applicable RF exposure guidelines under normal use, including body-worn use at a 5 mm distance.

- Body-Worn SAR Value (EU/ICNIRP): 1.082 W/kg

Wireless Communication Specifications

Frequency bands of operation (European Union):	Frequency bands of operation (USA/Canada)
Bluetooth: 2402-2480MHz WiFi: IEEE 802.11b/g/n/ax20: 2412-2472MHz/ 13 channel IEEE 802.11n/ax40: 2422-2462MHz/ 9 channel IEEE 802.11a/n/ac/ax(20M): 5150MHz ~5250MHz/ 4 channel IEEE 802.11n/ac/ax(40M): 5150MHz ~5250MHz/ 2 channel IEEE 802.11ac/ax(80M): 5150MHz ~5250MHz/ 1 channel IEEE 802.11a/n/ac/ax(20M): 5725MHz ~5850MHz/ 5 channel IEEE 802.11n/ac/ax(40M): 5725MHz ~5850MHz/ 2 channel IEEE 802.11ac/ax(80M): 5725MHz ~5850MHz/ 1 channel	Bluetooth: 2402-2480MHz WiFi: IEEE 802.11b/g/n/ax20: 2412-2462MHz/ 11 channel IEEE 802.11n/ax40: 2422-2452MHz/ 7 channel IEEE 802.11a/n/ac/ax(20M): 5150MHz ~5250MHz/ 4 channel IEEE 802.11n/ac/ax(40M): 5150MHz ~5250MHz/ 2 channel IEEE 802.11ac/ax(80M): 5150MHz ~5250MHz/ 1 channel IEEE 802.11a/n/ac/ax(20M): 5725MHz ~5850MHz/ 5 channel IEEE 802.11n/ac/ax(40M): 5725MHz ~5850MHz/ 2 channel IEEE 802.11ac/ax(80M): 5725MHz ~5850MHz/ 1 channel

NOTE: This device is restricted to indoor use only when operating in the 5150–5250 MHz frequency range.

CE Conformity

This device is in compliance with the essential safety requirements and other relevant provisions set out in the European Directive.

Hereby, We declare that Tablet supports BT, WIFI, 4G and GNSS functions. It is in conformity with the relevant union harmonization legislation: Radio Equipment Directive: 2014/53/EU.
The full text of the EU declaration of conformity is available at the following internet address:
https://www.mobiledemand.com/

Specific Absorption Rate information
This product meets the applicable national or international RF exposure guidance (SAR guideline) when used normally against your head or, when worn or carried, at a distance of 5 mm from the body. The SAR guideline includes a considerable safety margin designed to assure the safety of all persons, regardless of age and Health.

THIS DEVICE MEETS INTERNATIONAL GUIDELINES FOR EXPOSURE TO RADIO WAVES.
The highest SAR values under the ICNIRP guidelines for your device model are listed below:
Body-worn SAR: 1.082 W/kg

Battery Regulations

European Union: Batteries, battery packs, and accumulators should not be disposed of as unsorted household waste. Please use the public collection system to return, recycle, or treat them in compliance with the local regulations.

California, USA: The button cell battery may contain perchlorate material and requires special handling when recycled or disposed of in California.
For further information please visit: https://dtsc.ca.gov/perchlorate/

Safety Guideline for Using Lithium Battery
Danger of explosion if battery is incorrectly replaced. Replace only with the same or equivalent type recommended by the equipment manufacturer. Discard used batteries according to manufacturer's instructions.

WEEE Statement

European Union: Under the European Union ("EU") Directive on Waste Electrical and Electronic Equipment, Directive 2002/96/EC, which takes effect on August 13, 2005, products of "electrical and electronic equipment" cannot be discarded as municipal waste anymore and manufacturers of covered electronic equipment will be obligated to take back such products at the end of their useful life.

5 Safety Instructions

Read the safety instructions carefully and thoroughly. All cautions and warnings on the equipment or user's manual should be noted.

Keep this equipment away from humidity and high temperature.

The openings on the enclosure are used for air convection to prevent the equipment from overheating. Do not cover the openings.

- Do not leave the equipment in an unconditioned environment with a storage temperature above -10ºC (14ºF) or below -14ºC (140ºF), which may damage the equipment.
- This unit should be operated under maximum ambient temperature of 45ºC (113ºF) or under -5ºC (23ºF) for light loading applications.

Battery Storage

1. Storage temperature up to 3 months should remain between -20º ~45ºC ;
   Storage temperature of 3 months to 1 year should remain between 23º± 2ºC.
2. The battery capacity should remain at 30 ± 5%.
3. The storage humidity should remain at 65 ± 25%RH.
4. The battery charging temperature 10º ~45ºC , discharging temperature -20º ~60ºC.
5. For the maximum battery discharging performance, storage temperature = 25ºC.

Make sure the power voltage is within safety range and has been adjusted properly to the value of 100~240V before connecting the equipment to the power outlet.

- Always unplug the AC power cord before installing any add-on card or module to the equipment.
- Always disconnect the AC power cord or uninstall the battery pack or switch off the wall socket if the equipment would be left unused for a certain time to achieve zero energy consumption.

Place the power cord in a way that people are unlikely to step on it. Do not place anything on top of the power cord.

Always keep strong magnetics or electrical objects away from the tablet.

To avoid damage or electrical shock never pour liquid into the opening.

If any of the following situations arise, have the equipment checked by a service personnel:

- The power cord or plug is damaged.
- Liquid has penetrated into the equipment.
- The equipment has been exposed to moisture.
- The equipment is no longer working properly.
- The equipment was dropped and damaged.
- The equipment has obvious signs of breakage.

Green Product Features

- Reduced energy consumption during use and stand-by
- Limited use of substances harmful to the environment and health
- Easily dismantled and recycled
- Reduced use of natural resources by encouraging recycling
- Extended product lifetime through easy upgrades
- Reduced solid waste production through take-back policy

Environmental Policy

- The product has been designed to enable proper reuse of parts and recycling and should not be thrown away at its end of life.
- Users should contact the local authorized point of collection for recycling and disposing of their end-of-life products.

6 xTablet Diagrams

Front

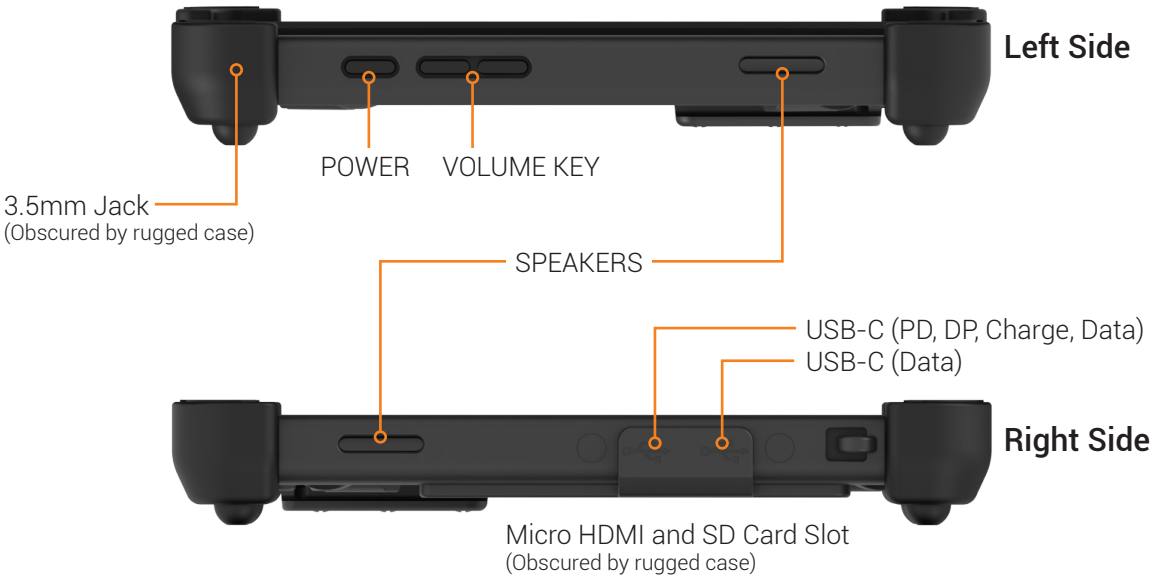

Left Side

Right Side

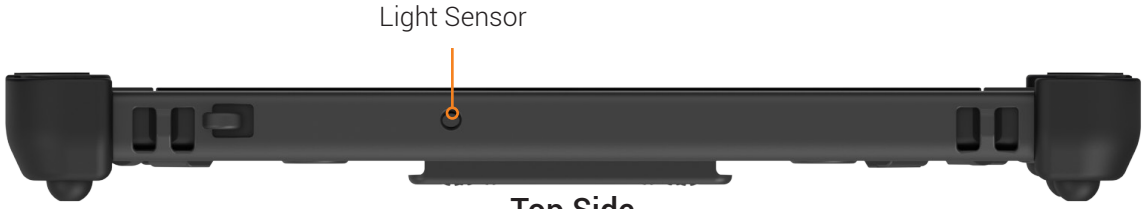

Top Side

Bottom Side

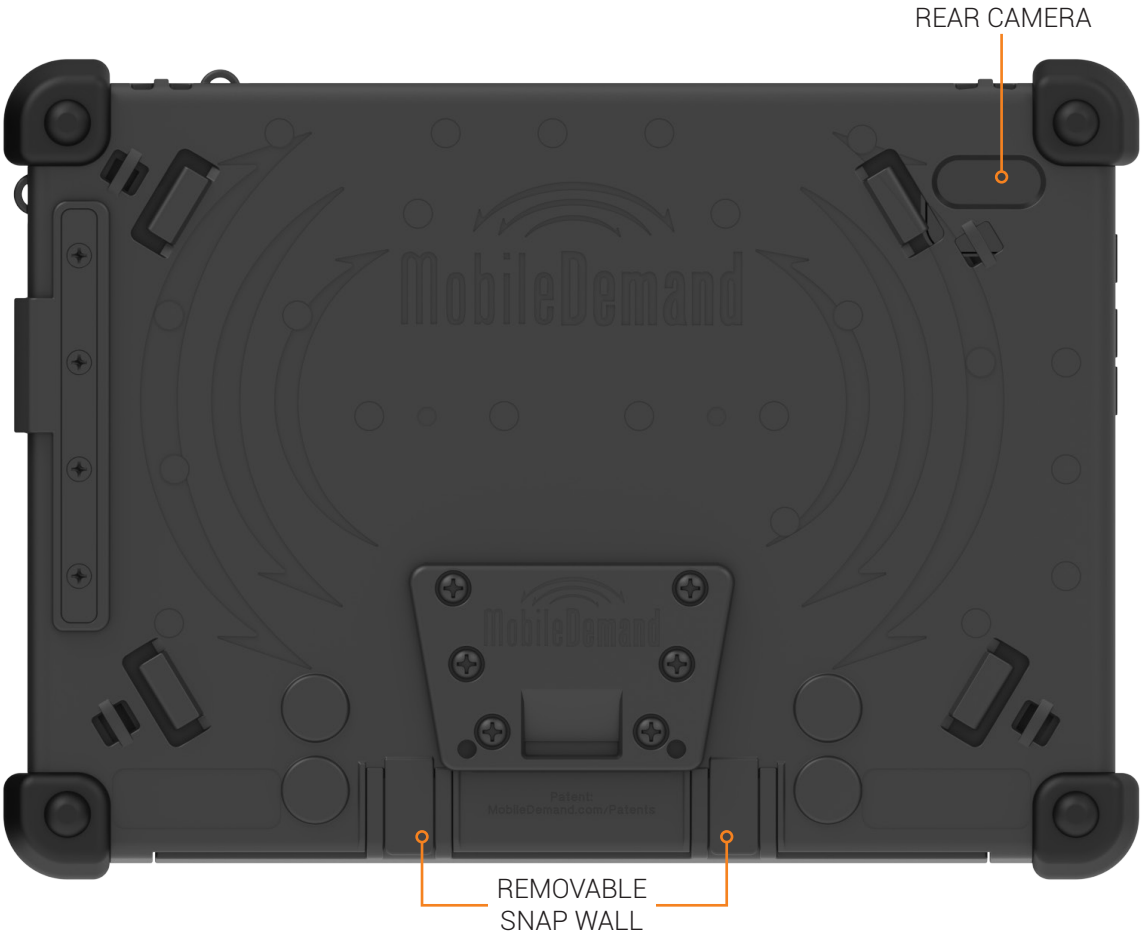

Back

7 Getting Started

Power Supply

This section provides basic safety precautions when using an AC/DC adapter and battery.

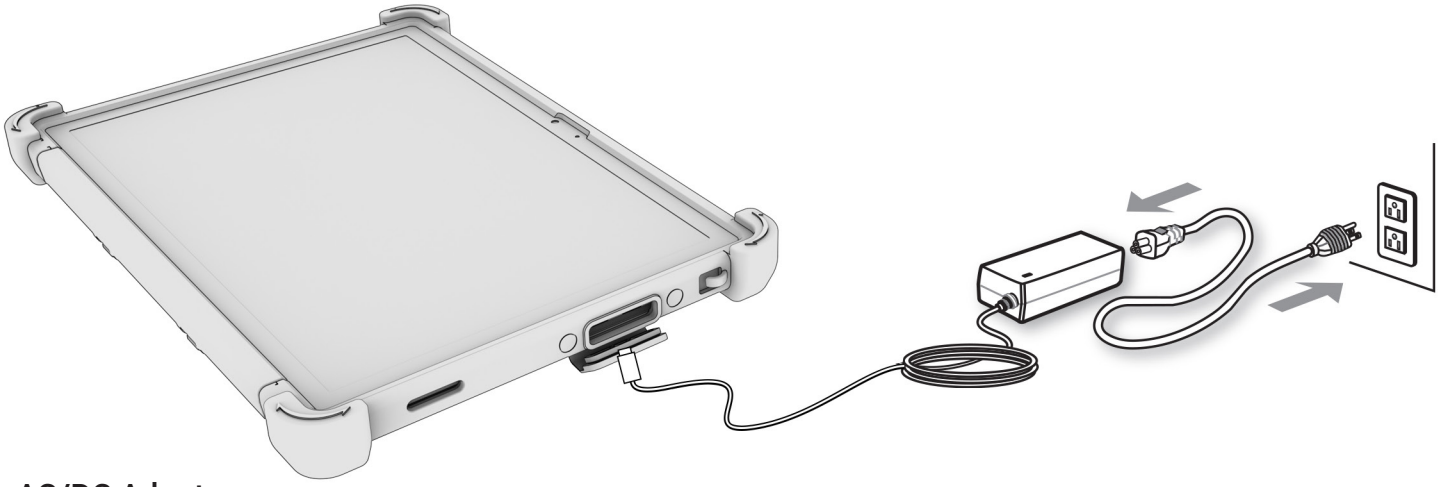

AC/DC Adapter

Ensure the xTablet Flex 10C is connected to an AC power source via the AC adapter before turning it on for the first time. If the xTablet automatically shuts down due to low battery power, it is likely to cause system failure. Below are some Dos and Don'ts for an AC/DC adapter.

Dos

- Use the adapter that shipped with xTablet Flex 10C only.
- Always be aware of heat coming from the AC/DC adapter while in use.
- Unplug the AC power cord before disassembly the notebook.

Don'ts

- Never cover an adapter that is in use as it can generate heat.
- Do not leave the AC power cord plugged in after powering off the system when the tablet will not be in use for an extended period of time.

1. Plug the DC end of the AC/DC adapter into the DC-in jack of the xTablet Flex 10C.
2. Plug the AC/DC adapter into the power outlet.
3. When removing, follow steps in reverse order.

(NOTE: The interchangeable plug may vary depending on countries or regions.)

Battery

This Tablet is equipped with a built-in high-capacity Lithium-ion Polymer battery pack.
The rechargeable Lithium-ion Polymer battery pack is an internal power source.

The battery pack may be damaged if users attempt to disassemble it. The limited warranty will be voided if the battery pack is disassembled by non-authorized technicians. Please follow your local laws and regulations to recycle the Tablet and the built-in battery pack.

Conserving Battery Power

Efficient battery power is critical to maintain normal operation. If battery power is not managed well, the saved data and customized settings may be lost.

To optimize battery life and avoid sudden power loss, read the tips below:

- Suspend system operation if the system will be idle for a period of time.
- Disable unnecessary settings or remove idle peripherals.
- Connect an AC/DC adapter to the system whenever possible.

Charging the Battery Pack

The built-in battery pack can be recharged when the Tablet is connected to the AC power. Please pay attention to the following tips before recharging the battery:

- You can use the system, suspend system operation or shut down and turn off the system without interrupting the charging process.
- The built-in battery pack uses Lithium-ion Polymer battery cells that have no “memory effect.” It is unnecessary to discharge the battery before recharging. However, to optimize the life of battery, we suggest that consuming the battery power completely once a month is necessary.
- The actual charging time will be determined by the applications in use.

(NOTE: Do not charge battery in temperature below 0º or above 45ºC , it may cause a safety issue.)

8 Specifications

The specifications listed here are for reference only, and may change without notice.

Visit us online for the most current version.
www.mobiledemand.com

DIMENSIONS	
Tablet+Case	11.1 in (W) x 7.7 in (H) x 1.2 in (D) 282 mm (W) x 195.5 mm (H) x 30.5 mm (D)
Tablet	9.75 in (W) x 6.83 in (H) x .35 in (D) 247.6 mm (W) x 173.6 mm (H) x 8.8 mm (D)
WEIGHT	
Tablet+Case	1.9lb (0.86kg)
Tablet	1.3lb (0.58kg)
DISPLAY	10.1 in - 1920 (W) x 1280 (H) IPS 320 NITS
CPU	Intel® N100 Processor, 4 Cores 4 Threads, Max Turbo Frequency 3.40GHz
MEMORY	12GB RAM
STORAGE	Internal - 256GB M.2 2242 SATA 3.0 External - MicroSD
O/S	Windows 11 Pro Windows 11 IoT Enterprise LTSC
CAMERA	5 MP Color Front-Facing 5 MP Color Rear-Facing

RUGGEDIZED	MIL-STD 810G (drop test) 4 feet
Screen Protector	Oleophobic, scratch-resistant glass
Operating Temp	0°C - 45°C (32°F - 113°F)
Storage Temp	-10°C-60°C (14°F - 140°F)
Operating Humidity	0% - 85% non-condensing
I/O PORTS	USB-C (PD, DP, Charge, Data) USB-C (Data) MicroSD Micro HDMI 3.5 Audio Combo
AUDIO	Speakers (x2)
BUTTONS	Power; Volume +/-
SENSORS	G Sensor
BATTERY SYSTEM	26.6Wh, 3500mAh, 7.6V up to 4-6 hours[1]
WIRELESS/NETWORK	
WLAN	Intel Wi-Fi 6 AX201
Bluetooth	5.2
SECURITY	
TPM	(FTPM) 2.0
AGENCY APPR	FCC-CE-IC

Manufacturer company name:	Intel Corporation SAS
Manufacturer address:	425 Rue de Goa - Le Cargo B6-B7 06600 Antibes France
Description of the radio equipment:	Intel® Wi-Fi 6 AX201
Trade /brand name or registered trademark:	Intel®
Model/type indication:	AX201D2W, version: 802.11ax, 2x2, Bluetooth® 5, M.2 1216
Software version:	Intel® PROSet / Wireless WIFI version 20.x and subsequent versions
Hardware version:	RLO1B

[1]Battery life varies significantly depending on settings, app usage, and other factors

MobileDemand
Achieve More

Contact our sales team today | sales@mobiledemand.com | 319.363.4121
1501 Boyson Square Drive | Suite 101 | Hiawatha, Iowa 52233 | MobileDemand.com

©2025 MobileDemand, LC | All trademarks are property of their respective owners.
VERSION 08.4.25