TEST REPORT

Product Name	**:**	**Tablet**
Model Number	**:**	**xTablet T1175**
FCC ID	**:**	**O86-T1175**
IC	**:**	**10591A-T1175**

Prepared for	:	MobileDemand, LC
Address	:	1501 Boyson Square Drive, Suite 101, Hiawatha, IA 52233, USA
Prepared by	:	EMTEK (SHENZHEN) CO., LTD.
Address	:	Building 69, Majialong Industry Zone, Nanshan District, Shenzhen, Guangdong, China Tel: (0755) 26954280 Fax: (0755) 26954282

Report Number	:	ENS2309250189W00206R
Date(s) of Tests	:	October 17, 2023 to January 19, 2024
Date of Issue	:	February 3, 2024

TABLE OF CONTENTS

1 TEST RESULT CERTIFICATION..... 4

2 EUT TECHNICAL DESCRIPTION.....5

3 SUMMARY OF TEST RESULTS..... 6

4 TEST METHODOLOGY..... 7

4.1 GENERAL DESCRIPTION OF APPLIED STANDARDS.....7
4.2 MEASUREMENT EQUIPMENT USED.....7
4.3 DESCRIPTION OF TEST MODES.....9

5 FACILITIES AND ACCREDITATIONS.....12

5.1 FACILITIES..... 12
5.2 EQUIPMENT.....12
5.3 LABORATORY ACCREDITATIONS AND LISTINGS.....12

6 TEST SYSTEM UNCERTAINTY.....13

7 SETUP OF EQUIPMENT UNDER TEST.....14

7.1 RADIO FREQUENCY TEST SETUP..... 14
7.2 RADIO FREQUENCY TEST SETUP..... 14
7.3 CONDUCTED EMISSION TEST SETUP..... 16
7.4 BLOCK DIAGRAM CONFIGURATION OF TEST SYSTEM..... 17
7.5 SUPPORT EQUIPMENT..... 17

8 TEST REQUIREMENTS.....18

8.1 OCCUPIED BANDWIDTH.....18
8.2 MAXIMUM CONDUCTED OUTPUT POWER.....418
8.3 MAXIMUM POWER SPECTRAL DENSITY..... 705
8.4 IN-BAND EMISSIONS (EMISSION MASK).....827
8.5 CONTENTION BASED PROTOCOL..... 1105
8.6 RADIATED SPURIOUS EMISSION..... 1126
8.7 POWER LINE CONDUCTED EMISSIONS..... 1177
8.8 ANTENNA REQUIREMENT.....1180

Modified Information

Version	Report No.	Revision Date	Summary
Ver.1.0	ENS2309250189W00206R	/	Original Report

1 TEST RESULT CERTIFICATION

Applicant	:	MobileDemand, LC
Address	:	1501 Boyson Square Drive, Suite 101, Hiawatha, IA 52233, USA
Manufacturer	:	MobileDemand, LC
Address	:	No.88 East Qianjin Road, Kunshan city, Jiangsu province, China
EUT	:	Tablet
Model Name	:	xTablet T1175
Trademark	:	MobileDemand

Measurement Procedure Used:

APPLICABLE STANDARDS	
STANDARD	**TEST RESULT**
FCC 47 CFR Part 2, Subpart J FCC 47 CFR Part 15, Subpart E	**PASS**
IC RSS-248 Issue 2(12-2022) IC RSS-GEN, Issue 5(04-2018)+A1(03-2019)+A2(02-2021)	**PASS**

The above equipment was tested by EMTEK (SHENZHEN) CO., LTD. The test data, data evaluation, test procedures, and equipment configurations shown in this report were made in accordance with the procedures given in ANSI C63.10 (2013) and the energy emitted by the sample EUT tested as described in this report is in compliance with the above table standards requirement.
The test results of this report relate only to the tested sample identified in this report.

Date of Test	:	October 17, 2023 to January 19, 2024
Prepared by	:	Una Yu/Editor
Reviewer	:	Joe Xia/Supervisor
Approved & Authorized Signer	:	Lisa Wang/Manager

2 EUT TECHNICAL DESCRIPTION

Characteristics	Description
FCC Classification:	6GHz Low Power Indoor Client (6XD)
Product:	Tablet
Model Number:	xTablet T1175
WiFi Type:	UNII-5 Band: 5925 ~ 6425 MHz UNII-6 Band: 6425 ~ 6525 MHz UNII-7 Band: 6525 ~ 6875 MHz UNII-8 Band: 6875 ~ 7125 MHz
WLAN Supported:	802.11n(20)/n(40) 802.11ac(20)/ac(40)/ac(80)/ac(160) 802.11ax(20)/ax(40)/ax(80)/ax(160)
Modulation:	OFDM, OFDMA
Channel Number:	For 5925 ~ 6425MHz band: Channel 1 - 93 For 6425 ~ 6525MHz Band: Channel 97 - 119 For 6525 ~ 6875MHz Band: Channel 117 - 187 For 6875 ~ 7125MHz band: Channel 189 - 233
Antenna Type:	Integrated Antenna
Antenna Gain:	Ant1: 4.53dBi, Ant2: 3.90dBi (Note: The antenna information is provided by the customers, which will have a certain impact on the test results.)
Smart System	MIMO
Power Supply :	Rechargeable Li-Polymer Battery 7.68V, 8600mAh, 66Wh AC 100-240V, 50Hz/60Hz by adapter Adapter： Model: A20-065N3A Input: AC 100-240V~1.6A, 50Hz/60Hz Output: 5V, 3A, 15W; 9V, 3A; 12V, 3A; 15V, 3A; 20V, 3.25A, 65W
Temperature Range:	-10°C ~ 50°C
TPC Function:	Not Applicable
Beamforming Function:	Not Applicable
FVIN:	END82ID6.008

Note: For more details, please refer to the User's manual of the EUT.

3 SUMMARY OF TEST RESULTS

FCC Part Clause	IC Part Clause	Test Parameter	Verdict	Remark
15.403(i) 2.1049	RSS-248 4.4 RSS-Gen 6.7	26dB Emission Bandwidth	PASS	-
15.407 (a) 2.1049	RSS-248 4.4 RSS-Gen 6.7	99% Occupied Bandwidth	Reporting only	-
15.407 (a) 2.1046	RSS-248 4.6	Maximum Conducted Output Power	Reporting only	-
15.407 (a) 2.1046	RSS-248 4.6	Fundamental Maximum EIRP	PASS	
15.407 (a)	RSS-248 4.6	Maximum Power Spectral Density	PASS	-
15.407 (b)	RSS-248 4.7	In-Band Emissions(Emission Mask)	PASS	-
15.407 (d)	RSS-248 4.8	Contention Based Protocol	PASS	-
15.407 (b) 15.209 15.205	RSS-248 4.7 RSS-Gen 8.9 RSS-Gen 8.10 RSS-Gen 6.13	Radiated Spurious Emission	PASS	-
15.207	RSS-Gen 8.8	Power Line Conducted Emissions	PASS	-
15.203	RSS-Gen 6.8	Antenna Requirement	PASS	-
NOTE1:The results of this report do not take into account the uncertainty. NOTE2: The product supports OFDMA full RU tone and partial RU tone, both full RU and partial RU-left (for low CH) and partial RU-right (for high CH) test output power, the full RU power > partial RU, therefore the full RU perform full test to cover partial RU except for PSD and Duty cycle. NOTE3: The product does not support 802.11be, so the Channel Puncturing or Bandwidth Reduction has not been tested.				

RELATED SUBMITTAL(S) / GRANT(S):

This submittal(s) (test report) is intended for **FCC ID: O86-T1175** and **IC: 10591A-T1175** filing to comply with the above table standards requirement.

4 TEST METHODOLOGY

4.1 GENERAL DESCRIPTION OF APPLIED STANDARDS

According to its specifications, the EUT must comply with the requirements of the following standards:
FCC 47 CFR Part 2, Subpart J
FCC 47 CFR Part 15, Subpart E
IC RSS-GEN, Issue 5(04-2018)+A1(03-2019)+A2(02-2021)
IC RSS-248 Issue 2(12-2022)
FCC KDB 662911 D01 Multiple Transmitter Output v02r01
FCC KDB 789033 D2 General UNII Test Procedures New Rules v02r01
FCC KDB 987594 D01 U-NII 6GHz General Requirements v01r03
FCC KDB 987594 D02 U-NII 6GHz EMC Measurement v01r01

4.2 MEASUREMENT EQUIPMENT USED

For Conducted Emission Test

Equipment	Manufacturer	Model No.	Serial No.	Last Cal.	Cal. Interval
EMI Test Receiver	Rohde & Schwarz	ESCI	101384	2023/5/13	1Year
AMN	Rohde & Schwarz	ENV216	101161	2023/5/13	1Year

For Spurious Emissions Test

Equipment	Manufacturer	Model No.	Serial No.	Last Cal.	Cal. Interval
Pre-Amplifier	Bonn	BLMA 011001N	2213967A	2022/10/31 2023/10/23	1Year
EMI Test Receiver	Rohde & Schwarz	ESR7	102551	2022/10/31 2023/10/23	1Year
Bilog Antenna	Schwarzbeck	VULB9163	9163142	2022/7/24	2Year
Horn antenna	Schwarzbeck	BBHA9120D	9120D-1198	2023/6/2	2Year
Pre-Amplifier	Bonn	BLMA 0118-5G	2213967B-01	2022/10/31 2023/10/23	1Year
Spectrum Analyzer	Rohde & Schwarz	FSV3044	101290	2022/10/31 2023/10/23	1Year
Horn antenna	Schwarzbeck	BBHA9170	9170-399	2023/5/12	2Year
Pre-Amplifier	Lunar EM	LNA18G26-40	J1012131010 001	2023/5/10	1Year
Pre-Amplifier	Lunar EM	LNA26G40-40	J1013131028 001	2023/5/10	1Year
Loop Antenna	Schwarzbeck	FMZB1519	1519-012	2023/5/12	2Year
Thermometer	Hegao	HTC-1	\	2023/5/16	1Year

For Other Test

Equipment	Manufacturer	Model No.	Serial No.	Last Cal.	Cal. Interval
Wideband Radio Communication Tester	R&S	CMW500	171168	2023/9/14	1Year
Frequency Extender	R&S	CMW-Z800A	100430	2022/11/2 2023/11/1	1Year
Spectrum Analyzer	R&S	FSV3044	101289	2023/9/14	1Year
Analog Signal Generator	R&S	SMB100A	183237	2023/9/16	1Year
Vector Signal Generator	R&S	SMM100A	101808	2023/9/16	1Year
RF Control	Tonscend	JS0806-2	22C8060567	2023/9/14	1Year

Unit(Power Meter)					
Temperature&Humidity Chamber	ESPEC	EL-02KA	12107166	2023/5/10	1 Year

4.3 DESCRIPTION OF TEST MODES

The EUT has been tested under its typical operating condition.
The EUT configuration for testing is installed on RF field strength measurement to meet the commissions requirement and operating in a manner which intends to maximize its emission characteristics in a continuous normal application.
The Transmitter was operated in the normal operating mode. The TX frequency was fixed which was for the purpose of the measurements.
Test of channel included the lowest and middle and highest frequency to perform the test, then record on this report.
Pre-defined engineering program for regulatory testing used to control the EUT for staying in continuous transmitting and receiving mode is programmed.

U-NII 5 Band (5925 ~ 6425MHz)

802.11n(20)/ ac(20)/ ax(20)							
Channel	Frequency	Channel	Frequency	Channel	Frequency	Channel	Frequency
1	5955MHz	5	5975MHz	9	5995MHz	13	6015MHz
17	6035MHz	21	6055MHz	25	6075MHz	29	6095MHz
33	6115MHz	37	6135MHz	41	6155MHz	45	6175MHz
49	6195MHz	53	6215MHz	57	6235MHz	61	6255MHz
65	6275MHz	69	6295MHz	73	6315MHz	77	6335MHz
81	6355MHz	85	6375MHz	89	6395MHz	93	6415MHz

802.11n(40)/ ac(40)/ ax(40)							
Channel	Frequency	Channel	Frequency	Channel	Frequency	Channel	Frequency
3	5965MHz	11	6005MHz	19	6045MHz	27	6085MHz
35	6125MHz	43	6165MHz	51	6205MHz	59	6245MHz
67	6285MHz	75	6325MHz	83	6365MHz	91	6405MHz

802.11ac(80)/ ax(80)							
Channel	Frequency	Channel	Frequency	Channel	Frequency	Channel	Frequency
7	5985MHz	23	6065MHz	39	6145MHz	55	6225MHz
71	6305MHz	87	6385MHz	-	-	-	-

802.11ac(160)/ ax(160)							
Channel	Frequency	Channel	Frequency	Channel	Frequency	Channel	Frequency
15	6025MHz	47	6185MHz	79	6345MHz	-	-

U-NII 6 Band (6425 ~ 6525MHz)

802.11n(20)/ ac(20)/ ax(20)							
Channel	Frequency	Channel	Frequency	Channel	Frequency	Channel	Frequency
97	6435MHz	101	6455MHz	105	6475MHz	109	6495MHz
113	6515MHz	-	-	-	-	-	-

802.11n(40)/ ac(40)/ ax(40)							
Channel	Frequency	Channel	Frequency	Channel	Frequency	Channel	Frequency
99	6445MHz	107	6485MHz	115	6525MHz	-	-

802.11ac(80)/ ax(80)							
Channel	Frequency	Channel	Frequency	Channel	Frequency	Channel	Frequency
103	6465MHz	119	6545MHz	-	-	-	-

802.11ac(160)/ ax(160)							
Channel	Frequency	Channel	Frequency	Channel	Frequency	Channel	Frequency
111	6505MHz	-	-	-	-	-	-

U-NII7 Band(6525~6875MHz)

802.11n(20)/ ac(20)/ ax(20)							
Channel	Frequency	Channel	Frequency	Channel	Frequency	Channel	Frequency
117	6535MHz	121	6555MHz	125	6575MHz	129	6595MHz
133	6615MHz	137	6635MHz	141	6655MHz	145	6675MHz
149	6695MHz	153	6715MHz	157	6735MHz	161	6755MHz
165	6775MHz	169	6795MHz	173	6815MHz	177	6835MHz
181	6855MHz	185	6875MHz	-	-	-	-

802.11n(40)/ ac(40)/ ax(40)							
Channel	Frequency	Channel	Frequency	Channel	Frequency	Channel	Frequency
123	6565MHz	131	6605MHz	139	6645MHz	147	6685MHz
155	6725MHz	163	6765MHz	171	6805MHz	179	6845MHz
187	6885MHz	-	-	-	-	-	-

802.11ac(80)/ ax(80)							
Channel	Frequency	Channel	Frequency	Channel	Frequency	Channel	Frequency
135	6625MHz	151	6705MHz	167	6785MHz	183	6865MHz

802.11ac(160)/ ax(160)							
Channel	Frequency	Channel	Frequency	Channel	Frequency	Channel	Frequency
143	6665MHz	175	6825MHz	-	-	-	-

U-NII 8 Band (6875~7125MHz)

802.11n(20)/ ac(20)/ ax(20)							
Channel	Frequency	Channel	Frequency	Channel	Frequency	Channel	Frequency
189	6895MHz	193	6915MHz	197	6935MHz	201	6955MHz
205	6975MHz	209	6995MHz	213	7015MHz	217	7035MHz
221	7055MHz	225	7075MHz	229	7095MHz	233	7115MHz

802.11n(40)/ ac(40)/ ax(40)							
Channel	Frequency	Channel	Frequency	Channel	Frequency	Channel	Frequency
195	6925MHz	203	6965MHz	211	7005MHz	219	7045MHz
227	7085MHz	-	-	-	-	-	-

802.11ac(80)/ ax(80)							
Channel	Frequency	Channel	Frequency	Channel	Frequency	Channel	Frequency
199	6945MHz	215	7025MHz	-	-	-	-

802.11ac(160)/ ax(160)							
Channel	Frequency	Channel	Frequency	Channel	Frequency	Channel	Frequency
207	6985MHz	-	-	-	-	-	-

Multi-antenna correlation:

☑	Transmit Signals are Correlated
	Directional gain = 10 log[$(10^{G1/20} + 10^{G2/20} + \ldots + 10^{GN/20})2 / N_{ANT}$] dBi
☐	All Transmit Signals are Completely Uncorrelated
	Directional gain = 10 log[$(10^{G1/10} + 10^{G2/10} + \ldots + 10^{GN/10})/N_{ANT}$] dBi

Directional gain = 10 log [$(10^{4.53/20} + 10^{3.9/20})^2/2$] dBi=7.23 dBi

5 FACILITIES AND ACCREDITATIONS

5.1 FACILITIES

All measurement facilities used to collect the measurement data are located at:

EMTEK (Shenzhen) Co., Ltd.
Building 69, Majialong Industry Zone District, Nanshan District, Shenzhen, China
The sites are constructed in conformance with the requirements of ANSI C63.7, ANSI C63.4 and CISPR Publication 22.

5.2 EQUIPMENT

Radiated emissions are measured with one or more of the following types of linearly polarized antennas: tuned dipole, biconical, log periodic, bi-log, and/or ridged waveguide, horn. Spectrum analyzers with preselectors and quasi-peak detectors are used to perform radiated measurements.
Conducted emissions are measured with Line Impedance Stabilization Networks and EMI Test Receivers.
Calibrated wideband preamplifiers, coaxial cables, and coaxial attenuators are also used for making measurements.
All receiving equipment conforms to CISPR Publication 16-1, “Radio Interference Measuring Apparatus and Measurement Methods.”

5.3 LABORATORY ACCREDITATIONS AND LISTINGS

Site Description		
EMC Lab.	:	**Accredited by CNAS** The Certificate Registration Number is L2291. The Laboratory has been assessed and proved to be in compliance with CNAS-CL01 (identical to ISO/IEC 17025:2017) **Accredited by FCC** Designation Number: CN1204 Test Firm Registration Number: 882943 **Accredited by A2LA** The Certificate Number is 4321.01. Accredited by Industry Canada The Conformity Assessment Body Identifier is CN0008
Name of Firm	:	EMTEK (SHENZHEN) CO., LTD.
Site Location	:	Building 69, Majialong Industry Zone, Nanshan District, Shenzhen, Guangdong, China

6 TEST SYSTEM UNCERTAINTY

The following measurement uncertainty levels have been estimated for tests performed on the apparatus:

Test Parameter	Measurement Uncertainty
Radio Frequency	±1x10^-5
99%, 26dB Bandwidth	±1.0dB
Conducted Output Power	±1.0dB
Power Spectral Density	±1.0dB
In-Band Emissions (Mask)	±1.0dB
Contention Based Protocol	±1.0dB
Dual Client- Proper Power Adjustment	±1.0dB
Power Line Conducted Emission	±2.0dB
Radiated Spurious Emission	±3dB
Temperature	±0.5℃
Humidity	±3%

Measurement Uncertainty for a level of Confidence of 95%.

7 SETUP OF EQUIPMENT UNDER TEST

7.1 RADIO FREQUENCY TEST SETUP

The WLAN component's antenna ports(s) of the EUT are connected to the measurement instrument per an appropriate attenuator. The EUT is controlled by PC/software to emit the specified signals for the purpose of measurements.

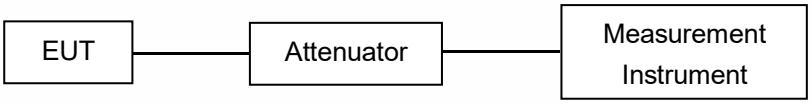

7.2 RADIO FREQUENCY TEST SETUP

The test site semi-anechoic chamber has met the requirement of NSA tolerance 4 dB according to the standards: ANSI C63.10. The test distance is 3m.The setup is according to the requirements in Section 13.1.4.1 of ANSI C63.10-2013 and CAN/CSA-CEI/IEC CISPR 22.

Below 30MHz：
The EUT is placed on a turntable 0.8 meters above the ground in the chamber, 3 meter away from the antenna (loop antenna). The Antenna should be positioned with its plane vertical at the specified distance from the EUT and rotated about its vertical axis for maximum response at each azimuth about the EUT. The center of the loop shall be 1 m above the ground. For certain applications, the loop antenna plane may also need to be positioned horizontally at the specified distance from the EUT.

Above 30MHz：
The EUT is placed on a turntable 0.8 meters above the ground in the chamber, 3 meter away from the antenna. The maximal emission value is acquired by adjusting the antenna height, polarisation and turntable azimuth. Normally, the height range of antenna is 1 m to 4 m, the azimuth range of turntable is 0° to 360°, and the receive antenna has two polarizations Vertical (V) and Horizontal (H).

Above 1GHz：
(Note: the FCC's permission to use 1.5m as an alternative per TCBC Conf call of Dec. 2, 2014.)
The EUT is placed on a turntable 1.5 meters above the ground in the chamber, 3 meter away from the antenna. The maximal emission value is acquired by adjusting the antenna height, polarisation and turntable azimuth. Normally, the height range of antenna is 1 m to 4 m, the azimuth range of turntable is 0° to 360°, and the receive antenna has two polarizations Vertical (V) and Horizontal (H).

(a) Radiated Emission Test Set-Up, Frequency Below 30MHz

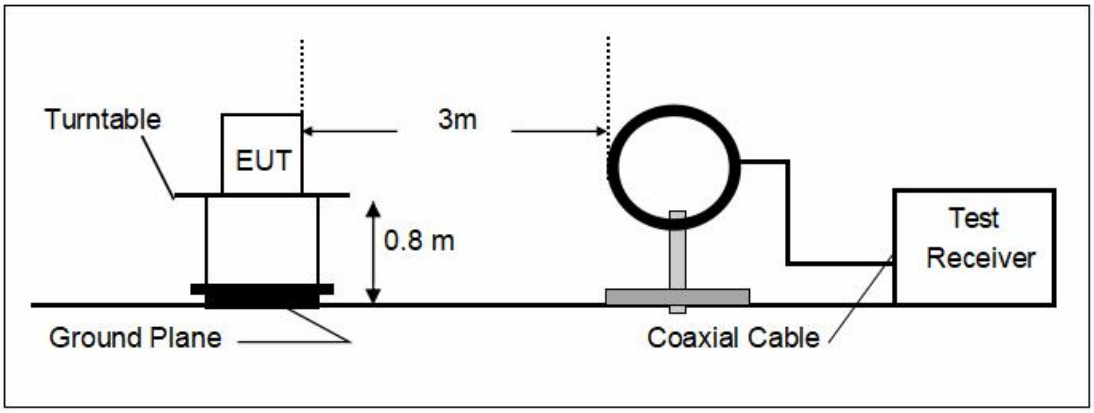

(b) Radiated Emission Test Set-Up, Frequency Below 1000MHz

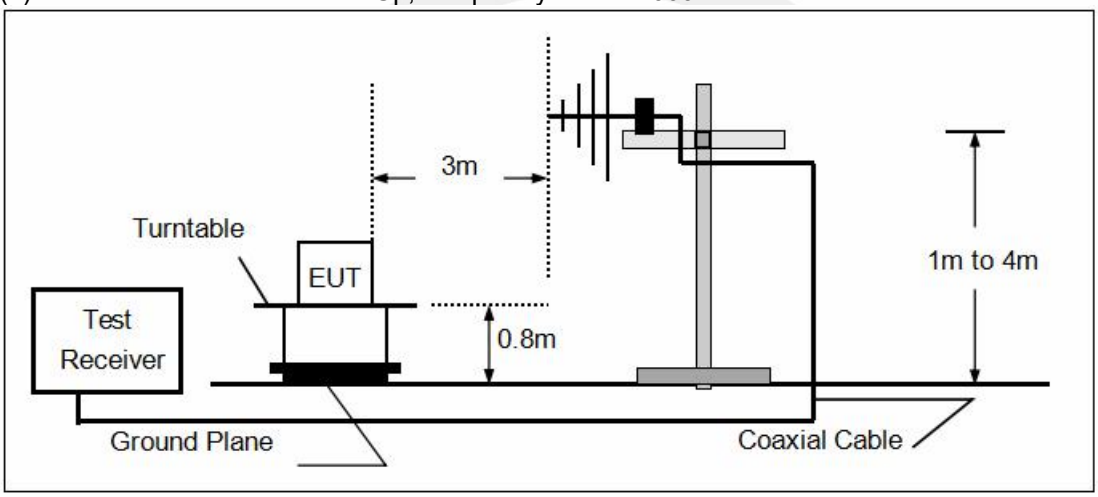

(c) Radiated Emission Test Set-Up, Frequency above 1000MHz

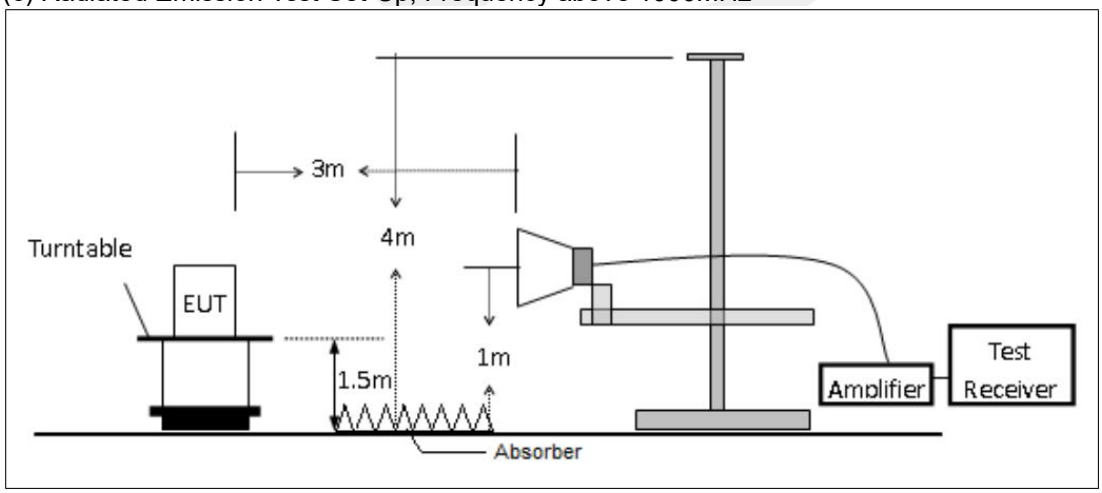

7.3 CONDUCTED EMISSION TEST SETUP

The mains cable of the EUT (maybe per AC/DC Adapter) must be connected to LISN. The LISN shall be placed 0.8 m from the boundary of EUT and bonded to a ground reference plane for LISN mounted on top of the ground reference plane. This distance is between the closest points of the LISN and the EUT. All other units of the EUT and associated equipment shall be at least 0.8m from the LISN.
Ground connections, where required for safety purposes, shall be connected to the reference ground point of the LISN and, where not otherwise provided or specified by the manufacturer, shall be of same length as the mains cable and run parallel to the mains connection at a separation distance of not more than 0.1 m.
According to the requirements in Section 13.1.4.1 of ANSI C63.10-2013 Conducted emissions from the EUT measured in the frequency range between 0.15 MHz and 30 MHz using CISPR Quasi-Peak and average detector mode.

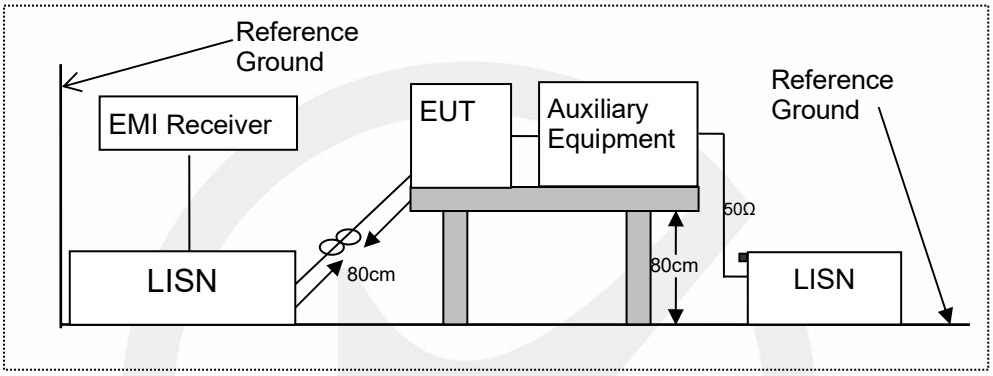

7.4 BLOCK DIAGRAM CONFIGURATION OF TEST SYSTEM

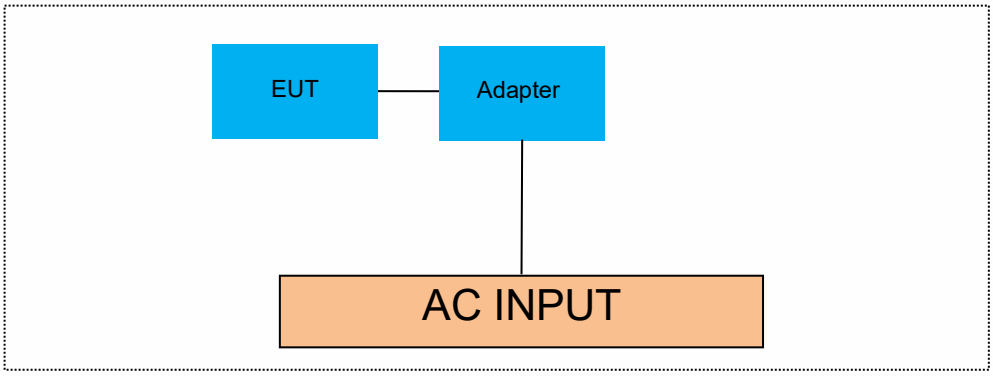

7.5 SUPPORT EQUIPMENT

N/A

Notes:

1.All the equipment/cables were placed in the worst-case configuration to maximize the emission during the test.

2.Grounding was established in accordance with the manufacturer's requirements and conditions for the intended use.

8 TEST REQUIREMENTS

8.1 OCCUPIED BANDWIDTH

8.1.1 Applicable Standard

According to FCC Part 15.407(a)
According to 789033 D02 Section II.C.1 and Section II.D
According to 987594 D02 Section II.C and Section II.D
According to RSS-Gen 6.7, RSS-248 4.4

8.1.2 Conformance Limit

The maximum transmitter channel bandwidth for U-NII devices in the 5.925-7.125 GHz band is 320 megahertz.

8.1.3 Test Configuration

Test according to clause 7.1 radio frequency test setup.

8.1.4 Test Procedure

Emission Bandwidth (EBW)
a) Set RBW = approximately 1% of the emission bandwidth.
b) Set the VBW > RBW.
c) Detector = Peak.
d) Trace mode = max hold.
e) Measure the maximum width of the emission that is 26 dB down from the maximum of the emission. Compare this with the RBW setting of the analyzer. Readjust RBW and repeat measurement as needed until the RBW/EBW ratio is approximately 1%.

99% Occupied Bandwidth
The following procedure shall be used for measuring (99 %) power bandwidth:
1. Set center frequency to the nominal EUT channel center frequency.
2. Set span = 1.5 times to 5.0 times the OBW.
3. Set RBW = 1 % to 5 % of the OBW
4. Set VBW ≥ 3 × RBW
5. Video averaging is not permitted. Where practical, a sample detection and single sweep mode shall be used. Otherwise, peak detection and max hold mode (until the trace stabilizes) shall be used.
6. Use the 99 % power bandwidth function of the instrument.

8.1.5 Test Results

PASS

Temperature :	25℃	ATM Pressure:	1011 mbar
Humidity :	60 %	Test Engineer:	XXH

26dB Bandwidth

Partial RU modes:

All of the configurations or modes are tested, the data of the worst case is recorded in the report.

Test Mode	Antenna	Frequency[dbm]	Ru Size	Ru Index	26db BW [MHz]	FL [MHz]	FH [MHz]	Limit [MHz]	Verdict
11AX20MIMO	Ant1	5955	26Tone	RU0	20.16	5943.88	5964.04	≤320	Pass
			52Tone	RU37	20.00	5944.24	5964.24	≤320	Pass
			106Tone	RU53	20.68	5943.96	5964.64	≤320	Pass
	Ant2	5955	26Tone	RU0	19.96	5944.04	5964.00	≤320	Pass
			52Tone	RU37	20.12	5943.88	5964.00	≤320	Pass
			106Tone	RU53	20.56	5943.96	5964.52	≤320	Pass
	Ant1	6175	26Tone	RU0	20.04	6164.00	6184.04	≤320	Pass
			52Tone	RU37	20.32	6163.84	6184.16	≤320	Pass
			106Tone	RU53	21.00	6163.72	6184.72	≤320	Pass
	Ant2	6175	26Tone	RU0	19.64	6164.32	6183.96	≤320	Pass
			52Tone	RU37	19.80	6164.20	6184.00	≤320	Pass
			106Tone	RU53	19.76	6164.24	6184.00	≤320	Pass
	Ant1	6415	26Tone	RU0	20.12	6403.88	6424.00	≤320	Pass
			52Tone	RU37	20.52	6403.84	6424.36	≤320	Pass
			106Tone	RU53	20.56	6403.84	6424.40	≤320	Pass
	Ant2	6415	26Tone	RU0	19.76	6404.24	6424.00	≤320	Pass
			52Tone	RU37	20.40	6403.80	6424.20	≤320	Pass
			106Tone	RU53	20.96	6403.76	6424.72	≤320	Pass
				RU54	20.16	6405.68	6425.84	≤320	Pass
	Ant1	6435	26Tone	RU0	20.08	6423.92	6444.00	≤320	Pass
			52Tone	RU37	20.36	6423.84	6444.20	≤320	Pass
			106Tone	RU53	20.40	6423.96	6444.36	≤320	Pass
	Ant2	6435	26Tone	RU0	19.72	6424.24	6443.96	≤320	Pass
			52Tone	RU37	19.88	6424.12	6444.00	≤320	Pass
			106Tone	RU53	19.96	6424.12	6444.08	≤320	Pass
	Ant1	6475	26Tone	RU0	19.96	6464.04	6484.00	≤320	Pass
			52Tone	RU37	20.16	6463.92	6484.08	≤320	Pass
			106Tone	RU53	20.92	6463.80	6484.72	≤320	Pass

	Ant2	6475	26Tone	RU0	19.76	6464.20	6483.96	≤320	Pass
			52Tone	RU37	19.76	6464.24	6484.00	≤320	Pass
			106Tone	RU53	19.84	6464.20	6484.04	≤320	Pass
	Ant1	6515	26Tone	RU0	19.84	6504.16	6524.00	≤320	Pass
			52Tone	RU37	20.20	6504.00	6524.20	≤320	Pass
			106Tone	RU53	20.40	6503.92	6524.32	≤320	Pass
	Ant2	6515	26Tone	RU0	20.00	6504.00	6524.00	≤320	Pass
			52Tone	RU37	20.08	6503.96	6524.04	≤320	Pass
			106Tone	RU53	19.84	6504.20	6524.04	≤320	Pass
	Ant1	6535	26Tone	RU0	20.24	6523.72	6543.96	≤320	Pass
			52Tone	RU37	20.16	6524.00	6544.16	≤320	Pass
			106Tone	RU53	20.92	6523.80	6544.72	≤320	Pass
	Ant2	6535	26Tone	RU0	20.04	6523.92	6543.96	≤320	Pass
			52Tone	RU37	19.64	6524.32	6543.96	≤320	Pass
			106Tone	RU53	20.08	6523.96	6544.04	≤320	Pass
	Ant1	6695	26Tone	RU0	20.12	6683.88	6704.00	≤320	Pass
			52Tone	RU37	20.12	6683.96	6704.08	≤320	Pass
			106Tone	RU53	20.36	6684.08	6704.44	≤320	Pass
	Ant2	6695	26Tone	RU0	19.68	6684.28	6703.96	≤320	Pass
			52Tone	RU37	20.12	6683.88	6704.00	≤320	Pass
			106Tone	RU53	20.00	6684.04	6704.04	≤320	Pass
	Ant1	6855	26Tone	RU0	20.08	6843.92	6864.00	≤320	Pass
			52Tone	RU37	20.08	6843.96	6864.04	≤320	Pass
			106Tone	RU53	20.40	6844.00	6864.40	≤320	Pass
	Ant2	6855	26Tone	RU0	19.88	6844.08	6863.96	≤320	Pass
			52Tone	RU37	19.96	6844.04	6864.00	≤320	Pass
			106Tone	RU53	19.96	6844.04	6864.00	≤320	Pass
	Ant1	6875	26Tone	RU0	19.84	6864.12	6883.96	≤320	Pass
			52Tone	RU37	20.12	6863.92	6884.04	≤320	Pass
			106Tone	RU53	20.60	6863.96	6884.56	≤320	Pass
	Ant2	6875	26Tone	RU0	19.84	6864.12	6883.96	≤320	Pass

			52Tone	RU37	19.92	6864.08	6884.00	≤320	Pass
			106Tone	RU53	20.12	6863.96	6884.08	≤320	Pass
	Ant1	6895	26Tone	RU0	20.04	6883.96	6904.00	≤320	Pass
			52Tone	RU37	20.16	6884.00	6904.16	≤320	Pass
			106Tone	RU53	20.44	6884.04	6904.48	≤320	Pass
	Ant2	6895	26Tone	RU0	19.92	6884.04	6903.96	≤320	Pass
			52Tone	RU37	19.84	6884.16	6904.00	≤320	Pass
			106Tone	RU53	19.96	6884.08	6904.04	≤320	Pass
	Ant1	6995	26Tone	RU0	19.84	6984.12	7003.96	≤320	Pass
			52Tone	RU37	20.04	6984.08	7004.12	≤320	Pass
			106Tone	RU53	20.56	6983.92	7004.48	≤320	Pass
	Ant2	6995	26Tone	RU0	20.00	6984.00	7004.00	≤320	Pass
			52Tone	RU37	19.72	6984.24	7003.96	≤320	Pass
			106Tone	RU53	19.96	6984.12	7004.08	≤320	Pass
	Ant1	7115	26Tone	RU0	20.00	7104.04	7124.04	≤320	Pass
			52Tone	RU37	20.24	7103.92	7124.16	≤320	Pass
			106Tone	RU53	20.40	7104.08	7124.48	≤320	Pass
	Ant2	7115	26Tone	RU0	19.68	7104.28	7123.96	≤320	Pass
			52Tone	RU37	19.92	7104.08	7124.00	≤320	Pass
			106Tone	RU53	19.96	7104.12	7124.08	≤320	Pass
11AX40MIMO	Ant1	5965	26Tone	RU0	20.48	5943.80	5964.28	≤320	Pass
			52Tone	RU37	20.72	5943.88	5964.60	≤320	Pass
			106Tone	RU53	21.68	5943.40	5965.08	≤320	Pass
			242Tone	RU61	22.88	5943.96	5966.84	≤320	Pass
	Ant2	5965	26Tone	RU0	20.16	5943.96	5964.12	≤320	Pass
			52Tone	RU37	20.40	5943.88	5964.28	≤320	Pass
			106Tone	RU53	20.88	5944.12	5965.00	≤320	Pass
			242Tone	RU61	22.56	5943.96	5966.52	≤320	Pass
	Ant1	6165	26Tone	RU0	20.24	6144.12	6164.36	≤320	Pass
			52Tone	RU37	20.88	6143.72	6164.60	≤320	Pass
			106Tone	RU53	21.04	6143.80	6164.84	≤320	Pass

			242Tone	RU61	22.80	6143.80	6166.60	≤320	Pass
	Ant2	6165	26Tone	RU0	20.40	6143.80	6164.20	≤320	Pass
			52Tone	RU37	20.24	6143.96	6164.20	≤320	Pass
			106Tone	RU53	20.88	6144.04	6164.92	≤320	Pass
			242Tone	RU61	22.64	6143.88	6166.52	≤320	Pass
	Ant1	6405	26Tone	RU0	20.48	6383.96	6404.44	≤320	Pass
			52Tone	RU37	21.04	6383.80	6404.84	≤320	Pass
			106Tone	RU53	21.12	6384.04	6405.16	≤320	Pass
			242Tone	RU61	23.04	6383.72	6406.76	≤320	Pass
	Ant2	6405	26Tone	RU0	20.56	6383.64	6404.20	≤320	Pass
			52Tone	RU37	20.32	6384.12	6404.44	≤320	Pass
			106Tone	RU53	20.96	6384.20	6405.16	≤320	Pass
			242Tone	RU61	22.56	6383.88	6406.44	≤320	Pass
	Ant1	6445	26Tone	RU0	20.32	6424.04	6444.36	≤320	Pass
			52Tone	RU37	21.04	6423.72	6444.76	≤320	Pass
			106Tone	RU53	21.12	6423.72	6444.84	≤320	Pass
			242Tone	RU61	22.80	6423.72	6446.52	≤320	Pass
	Ant2	6445	26Tone	RU0	20.08	6424.12	6444.20	≤320	Pass
			52Tone	RU37	20.96	6423.80	6444.76	≤320	Pass
			106Tone	RU53	21.12	6424.04	6445.16	≤320	Pass
			242Tone	RU61	22.72	6423.96	6446.68	≤320	Pass
	Ant1	6485	26Tone	RU0	20.48	6463.88	6484.36	≤320	Pass
			52Tone	RU37	20.80	6463.88	6484.68	≤320	Pass
			106Tone	RU53	21.44	6463.72	6485.16	≤320	Pass
			242Tone	RU61	22.88	6463.72	6486.60	≤320	Pass
	Ant2	6485	26Tone	RU0	20.32	6463.88	6484.20	≤320	Pass
			52Tone	RU37	20.56	6463.88	6484.44	≤320	Pass
			106Tone	RU53	21.04	6464.12	6485.16	≤320	Pass
			242Tone	RU61	22.64	6463.80	6486.44	≤320	Pass
	Ant1	6525	26Tone	RU0	20.32	6504.12	6524.44	≤320	Pass
			52Tone	RU37	21.28	6503.72	6525.00	≤320	Pass

			106Tone	RU53	21.36	6503.80	6525.16	≤320	Pass
			242Tone	RU61	23.28	6503.72	6527.00	≤320	Pass
	Ant2	6525	26Tone	RU0	20.40	6503.80	6524.20	≤320	Pass
			52Tone	RU37	20.48	6503.96	6524.44	≤320	Pass
			106Tone	RU53	21.28	6503.88	6525.16	≤320	Pass
			242Tone	RU61	22.64	6503.64	6526.28	≤320	Pass
	Ant1	6565	26Tone	RU0	20.32	6543.88	6564.20	≤320	Pass
			52Tone	RU37	20.96	6543.80	6564.76	≤320	Pass
			106Tone	RU53	21.84	6543.40	6565.24	≤320	Pass
			242Tone	RU61	23.12	6543.56	6566.68	≤320	Pass
	Ant2	6565	26Tone	RU0	20.08	6544.04	6564.12	≤320	Pass
			52Tone	RU37	20.72	6543.96	6564.68	≤320	Pass
			106Tone	RU53	21.12	6543.96	6565.08	≤320	Pass
			242Tone	RU61	22.32	6544.12	6566.44	≤320	Pass
	Ant1	6685	26Tone	RU0	20.40	6663.96	6684.36	≤320	Pass
			52Tone	RU37	20.48	6663.88	6684.36	≤320	Pass
			106Tone	RU53	20.88	6663.96	6684.84	≤320	Pass
			242Tone	RU61	23.04	6663.64	6686.68	≤320	Pass
	Ant2	6685	26Tone	RU0	20.08	6664.04	6684.12	≤320	Pass
			52Tone	RU37	20.64	6663.72	6684.36	≤320	Pass
			106Tone	RU53	20.88	6663.96	6684.84	≤320	Pass
			242Tone	RU61	22.40	6663.88	6686.28	≤320	Pass
	Ant1	6845	26Tone	RU0	20.56	6823.88	6844.44	≤320	Pass
			52Tone	RU37	21.12	6823.64	6844.76	≤320	Pass
			106Tone	RU53	21.76	6823.40	6845.16	≤320	Pass
			242Tone	RU61	22.80	6823.80	6846.60	≤320	Pass
	Ant2	6845	26Tone	RU0	20.08	6824.12	6844.20	≤320	Pass
			52Tone	RU37	20.16	6824.04	6844.20	≤320	Pass
			106Tone	RU53	20.96	6824.12	6845.08	≤320	Pass
			242Tone	RU61	22.48	6824.04	6846.52	≤320	Pass
	Ant1	6885	26Tone	RU0	20.72	6863.72	6884.44	≤320	Pass

			52Tone	RU37	20.48	6863.96	6884.44	≤320	Pass
			106Tone	RU53	21.44	6863.80	6885.24	≤320	Pass
			242Tone	RU61	22.88	6863.72	6886.60	≤320	Pass
	Ant2	6885	26Tone	RU0	20.16	6864.04	6884.20	≤320	Pass
			52Tone	RU37	20.48	6863.96	6884.44	≤320	Pass
			106Tone	RU53	20.80	6864.20	6885.00	≤320	Pass
			242Tone	RU61	22.72	6863.88	6886.60	≤320	Pass
	Ant1	6925	26Tone	RU0	20.64	6903.64	6924.28	≤320	Pass
			52Tone	RU37	20.88	6903.80	6924.68	≤320	Pass
			106Tone	RU53	20.80	6903.96	6924.76	≤320	Pass
			242Tone	RU61	22.88	6903.72	6926.60	≤320	Pass
	Ant2	6925	26Tone	RU0	20.32	6903.80	6924.12	≤320	Pass
			52Tone	RU37	20.56	6903.96	6924.52	≤320	Pass
			106Tone	RU53	21.12	6904.04	6925.16	≤320	Pass
			242Tone	RU61	22.48	6904.04	6926.52	≤320	Pass
	Ant1	6965	26Tone	RU0	20.80	6943.72	6964.52	≤320	Pass
			52Tone	RU37	21.28	6943.40	6964.68	≤320	Pass
			106Tone	RU53	21.60	6943.64	6965.24	≤320	Pass
			242Tone	RU61	22.88	6943.80	6966.68	≤320	Pass
	Ant2	6965	26Tone	RU0	20.24	6943.96	6964.20	≤320	Pass
			52Tone	RU37	20.48	6943.88	6964.36	≤320	Pass
			106Tone	RU53	20.48	6944.04	6964.52	≤320	Pass
			242Tone	RU61	22.64	6944.12	6966.76	≤320	Pass
	Ant1	7085	26Tone	RU0	20.40	7063.96	7084.36	≤320	Pass
			52Tone	RU37	20.96	7063.88	7084.84	≤320	Pass
			106Tone	RU53	21.04	7064.04	7085.08	≤320	Pass
			242Tone	RU61	22.64	7063.88	7086.52	≤320	Pass
	Ant2	7085	26Tone	RU0	20.32	7063.88	7084.20	≤320	Pass
			52Tone	RU37	20.80	7063.80	7084.60	≤320	Pass
			106Tone	RU53	21.28	7063.80	7085.08	≤320	Pass
			242Tone	RU61	22.56	7064.12	7086.68	≤320	Pass

11AX80MIMO	Ant1	5985	26Tone	RU0	22.56	5943.24	5965.80	≤320	Pass
			52Tone	RU37	23.36	5942.92	5966.28	≤320	Pass
			106Tone	RU53	22.88	5943.56	5966.44	≤320	Pass
			242Tone	RU61	23.84	5943.40	5967.24	≤320	Pass
			484Tone	RU65	44.16	5943.24	5987.40	≤320	Pass
	Ant2	5985	26Tone	RU0	21.12	5943.40	5964.52	≤320	Pass
			52Tone	RU37	21.28	5943.40	5964.68	≤320	Pass
			106Tone	RU53	21.44	5943.56	5965.00	≤320	Pass
			242Tone	RU61	24.16	5942.76	5966.92	≤320	Pass
			484Tone	RU65	44.00	5943.40	5987.40	≤320	Pass
	Ant1	6145	26Tone	RU0	21.92	6103.40	6125.32	≤320	Pass
			52Tone	RU37	23.36	6103.08	6126.44	≤320	Pass
			106Tone	RU53	22.88	6103.56	6126.44	≤320	Pass
			242Tone	RU61	24.00	6103.40	6127.40	≤320	Pass
			484Tone	RU65	44.00	6103.24	6147.24	≤320	Pass
	Ant2	6145	26Tone	RU0	21.44	6103.24	6124.68	≤320	Pass
			52Tone	RU37	21.60	6103.24	6124.84	≤320	Pass
			106Tone	RU53	21.92	6103.40	6125.32	≤320	Pass
			242Tone	RU61	24.64	6102.92	6127.56	≤320	Pass
			484Tone	RU65	44.80	6103.08	6147.88	≤320	Pass
	Ant1	6385	26Tone	RU0	22.56	6343.24	6365.80	≤320	Pass
			52Tone	RU37	22.88	6343.08	6365.96	≤320	Pass
			106Tone	RU53	23.20	6343.24	6366.44	≤320	Pass
			242Tone	RU61	24.32	6343.08	6367.40	≤320	Pass
			484Tone	RU65	44.16	6343.08	6387.24	≤320	Pass
	Ant2	6385	26Tone	RU0	21.44	6343.24	6364.68	≤320	Pass
			52Tone	RU37	21.12	6343.56	6364.68	≤320	Pass
			106Tone	RU53	21.92	6343.40	6365.32	≤320	Pass
			242Tone	RU61	23.68	6343.24	6366.92	≤320	Pass
			484Tone	RU65	45.12	6342.44	6387.56	≤320	Pass
	Ant1	6465	26Tone	RU0	22.88	6422.92	6445.80	≤320	Pass

			52Tone	RU37	22.56	6423.24	6445.80	≤320	Pass
			106Tone	RU53	22.72	6423.72	6446.44	≤320	Pass
			242Tone	RU61	25.44	6422.28	6447.72	≤320	Pass
			484Tone	RU65	44.64	6423.24	6467.88	≤320	Pass
	Ant2	6465	26Tone	RU0	21.44	6423.24	6444.68	≤320	Pass
			52Tone	RU37	21.60	6423.24	6444.84	≤320	Pass
			106Tone	RU53	21.60	6423.72	6445.32	≤320	Pass
			242Tone	RU61	25.28	6422.28	6447.56	≤320	Pass
			484Tone	RU65	45.76	6422.44	6468.20	≤320	Pass
	Ant1	6545	26Tone	RU0	22.88	6503.08	6525.96	≤320	Pass
			52Tone	RU37	22.72	6503.40	6526.12	≤320	Pass
			106Tone	RU53	22.88	6503.24	6526.12	≤320	Pass
			242Tone	RU61	24.96	6502.76	6527.72	≤320	Pass
			484Tone	RU65	43.52	6503.56	6547.08	≤320	Pass
	Ant2	6545	26Tone	RU0	21.76	6502.92	6524.68	≤320	Pass
			52Tone	RU37	21.44	6503.24	6524.68	≤320	Pass
			106Tone	RU53	21.92	6503.40	6525.32	≤320	Pass
			242Tone	RU61	25.12	6502.44	6527.56	≤320	Pass
			484Tone	RU65	43.84	6502.60	6546.44	≤320	Pass
	Ant1	6625	26Tone	RU0	22.08	6583.24	6605.32	≤320	Pass
			52Tone	RU37	22.72	6583.40	6606.12	≤320	Pass
			106Tone	RU53	23.52	6583.08	6606.60	≤320	Pass
			242Tone	RU61	24.32	6582.92	6607.24	≤320	Pass
			484Tone	RU65	44.80	6582.60	6627.40	≤320	Pass
	Ant2	6625	26Tone	RU0	21.28	6583.24	6604.52	≤320	Pass
			52Tone	RU37	21.60	6583.24	6604.84	≤320	Pass
			106Tone	RU53	21.76	6583.56	6605.32	≤320	Pass
			242Tone	RU61	24.32	6582.92	6607.24	≤320	Pass
			484Tone	RU65	44.64	6583.40	6628.04	≤320	Pass
	Ant1	6705	26Tone	RU0	22.56	6663.40	6685.96	≤320	Pass
			52Tone	RU37	23.04	6663.08	6686.12	≤320	Pass

			106Tone	RU53	23.52	6663.08	6686.60	≤320	Pass
			242Tone	RU61	24.32	6663.08	6687.40	≤320	Pass
			484Tone	RU65	43.84	6663.24	6707.08	≤320	Pass
	Ant2	6705	26Tone	RU0	21.76	6662.92	6684.68	≤320	Pass
			52Tone	RU37	21.44	6663.40	6684.84	≤320	Pass
			106Tone	RU53	21.92	6663.24	6685.16	≤320	Pass
			242Tone	RU61	24.00	6663.08	6687.08	≤320	Pass
			484Tone	RU65	44.16	6663.72	6707.88	≤320	Pass
	Ant1	6785	26Tone	RU0	22.72	6743.24	6765.96	≤320	Pass
			52Tone	RU37	23.04	6742.92	6765.96	≤320	Pass
			106Tone	RU53	23.04	6743.24	6766.28	≤320	Pass
			242Tone	RU61	23.68	6743.24	6766.92	≤320	Pass
			484Tone	RU65	44.16	6742.44	6786.60	≤320	Pass
	Ant2	6785	26Tone	RU0	21.12	6743.40	6764.52	≤320	Pass
			52Tone	RU37	21.44	6743.40	6764.84	≤320	Pass
			106Tone	RU53	21.76	6743.56	6765.32	≤320	Pass
			242Tone	RU61	23.68	6743.40	6767.08	≤320	Pass
			484Tone	RU65	44.48	6743.40	6787.88	≤320	Pass
	Ant1	6865	26Tone	RU0	22.56	6823.24	6845.80	≤320	Pass
			52Tone	RU37	22.72	6823.56	6846.28	≤320	Pass
			106Tone	RU53	22.72	6823.24	6845.96	≤320	Pass
			242Tone	RU61	24.00	6823.40	6847.40	≤320	Pass
			484Tone	RU65	43.68	6823.24	6866.92	≤320	Pass
	Ant2	6865	26Tone	RU0	21.28	6823.24	6844.52	≤320	Pass
			52Tone	RU37	21.44	6823.40	6844.84	≤320	Pass
			106Tone	RU53	21.44	6823.72	6845.16	≤320	Pass
			242Tone	RU61	23.84	6823.08	6846.92	≤320	Pass
			484Tone	RU65	45.76	6822.44	6868.20	≤320	Pass
	Ant1	6945	26Tone	RU0	21.76	6903.24	6925.00	≤320	Pass
			52Tone	RU37	22.72	6903.40	6926.12	≤320	Pass
			106Tone	RU53	23.36	6902.92	6926.28	≤320	Pass

			242Tone	RU61	26.40	6901.80	6928.20	≤320	Pass
			484Tone	RU65	43.20	6903.72	6946.92	≤320	Pass
	Ant2	6945	26Tone	RU0	21.44	6903.08	6924.52	≤320	Pass
			52Tone	RU37	21.44	6903.40	6924.84	≤320	Pass
			106Tone	RU53	21.60	6903.72	6925.32	≤320	Pass
			242Tone	RU61	25.12	6902.44	6927.56	≤320	Pass
			484Tone	RU65	44.32	6903.24	6947.56	≤320	Pass
	Ant1	7025	26Tone	RU0	22.08	6983.40	7005.48	≤320	Pass
			52Tone	RU37	23.04	6983.24	7006.28	≤320	Pass
			106Tone	RU53	22.40	6983.56	7005.96	≤320	Pass
			242Tone	RU61	25.76	6982.28	7008.04	≤320	Pass
			484Tone	RU65	44.96	6982.60	7027.56	≤320	Pass
	Ant2	7025	26Tone	RU0	21.28	6983.40	7004.68	≤320	Pass
			52Tone	RU37	21.12	6983.72	7004.84	≤320	Pass
			106Tone	RU53	21.92	6983.40	7005.32	≤320	Pass
			242Tone	RU61	25.44	6982.28	7007.72	≤320	Pass
			484Tone	RU65	43.36	6982.76	7026.12	≤320	Pass
11AX160MIMO	Ant1	6025	996Tone	RU67	84.48	5943.08	6027.56	≤320	Pass
	Ant2	6025	996Tone	RU67	85.44	5941.80	6027.24	≤320	Pass
	Ant1	6185	996Tone	RU67	85.12	6102.76	6187.88	≤320	Pass
	Ant2	6185	996Tone	RU67	85.44	6102.12	6187.56	≤320	Pass
	Ant1	6345	996Tone	RU67	85.76	6262.44	6348.20	≤320	Pass
	Ant2	6345	996Tone	RU67	83.52	6263.40	6346.92	≤320	Pass
	Ant1	6505	996Tone	RU67	85.44	6422.44	6507.88	≤320	Pass
	Ant2	6505	996Tone	RU67	84.48	6422.76	6507.24	≤320	Pass
	Ant1	6665	996Tone	RU67	85.44	6582.12	6667.56	≤320	Pass
	Ant2	6665	996Tone	RU67	86.40	6581.80	6668.20	≤320	Pass
	Ant1	6825	996Tone	RU67	88.64	6739.24	6827.88	≤320	Pass
	Ant2	6825	996Tone	RU67	88.32	6739.56	6827.88	≤320	Pass
	Ant1	6985	996Tone	RU67	88.64	6899.24	6987.88	≤320	Pass
	Ant2	6985	996Tone	RU67	87.36	6900.20	6987.56	≤320	Pass

Full RU modes:
All of the configurations or modes are tested, the data of the worst case is recorded in the report.

TestMode	Antenna	Frequency[MHz]	26db EBW [MHz]	FL[MHz]	FH[MHz]	Limit[MHz]	Verdict
11N20MIMO	Ant1	5955	24.04	5943.00	5967.04	≤320	Pass
	Ant2	5955	23.76	5943.04	5966.80	≤320	Pass
	Ant1	6175	24.84	6162.36	6187.20	≤320	Pass
	Ant2	6175	24.92	6162.40	6187.32	≤320	Pass
	Ant1	6415	25.52	6402.28	6427.80	≤320	Pass
	Ant2	6415	25.08	6402.44	6427.52	≤320	Pass
	Ant1	6435	24.72	6422.68	6447.40	≤320	Pass
	Ant2	6435	25.40	6422.40	6447.80	≤320	Pass
	Ant1	6475	25.36	6462.40	6487.76	≤320	Pass
	Ant2	6475	25.28	6462.76	6488.04	≤320	Pass
	Ant1	6515	24.92	6502.40	6527.32	≤320	Pass
	Ant2	6515	25.00	6502.52	6527.52	≤320	Pass
	Ant1	6535	24.64	6522.56	6547.20	≤320	Pass
	Ant2	6535	24.72	6522.76	6547.48	≤320	Pass
	Ant1	6695	24.84	6682.72	6707.56	≤320	Pass
	Ant2	6695	24.64	6682.56	6707.20	≤320	Pass
	Ant1	6855	25.04	6842.12	6867.16	≤320	Pass
	Ant2	6855	25.08	6842.44	6867.52	≤320	Pass
	Ant1	6875	25.08	6862.12	6887.20	≤320	Pass
	Ant2	6875	25.12	6862.36	6887.48	≤320	Pass
	Ant1	6895	24.76	6882.44	6907.20	≤320	Pass
	Ant2	6895	24.76	6882.44	6907.20	≤320	Pass
	Ant1	6995	24.40	6982.76	7007.16	≤320	Pass
	Ant2	6995	24.84	6982.64	7007.48	≤320	Pass
	Ant1	7115	24.44	7102.80	7127.24	≤320	Pass
	Ant2	7115	24.20	7102.96	7127.16	≤320	Pass
11N40MIMO	Ant1	5965	45.92	5942.20	5988.12	≤320	Pass
	Ant2	5965	44.24	5943.08	5987.32	≤320	Pass
	Ant1	6165	46.24	6141.80	6188.04	≤320	Pass
	Ant2	6165	44.40	6142.60	6187.00	≤320	Pass
	Ant1	6405	46.72	6381.64	6428.36	≤320	Pass
	Ant2	6405	45.68	6382.12	6427.80	≤320	Pass
	Ant1	6445	46.16	6422.04	6468.20	≤320	Pass
	Ant2	6445	45.04	6422.52	6467.56	≤320	Pass
	Ant1	6485	46.48	6461.80	6508.28	≤320	Pass
	Ant2	6485	44.08	6463.24	6507.32	≤320	Pass
	Ant1	6525	46.64	6501.64	6548.28	≤320	Pass
	Ant2	6525	44.96	6502.44	6547.40	≤320	Pass
	Ant1	6565	46.56	6541.88	6588.44	≤320	Pass
	Ant2	6565	45.12	6542.36	6587.48	≤320	Pass
	Ant1	6685	46.00	6662.12	6708.12	≤320	Pass
	Ant2	6685	45.20	6662.20	6707.40	≤320	Pass
	Ant1	6845	45.92	6822.04	6867.96	≤320	Pass
	Ant2	6845	44.72	6822.60	6867.32	≤320	Pass
	Ant1	6885	46.16	6861.80	6907.96	≤320	Pass
	Ant2	6885	44.96	6862.52	6907.48	≤320	Pass
	Ant1	6925	46.48	6901.80	6948.28	≤320	Pass
	Ant2	6925	45.36	6902.12	6947.48	≤320	Pass
	Ant1	6965	47.04	6941.40	6988.44	≤320	Pass
	Ant2	6965	45.20	6942.36	6987.56	≤320	Pass
	Ant1	7085	46.64	7062.04	7108.68	≤320	Pass
	Ant2	7085	44.80	7062.44	7107.24	≤320	Pass
11AC20MIMO	Ant1	5955	25.60	5942.24	5967.84	≤320	Pass

	Ant2	5955	25.12	5942.40	5967.52	≤320	Pass
	Ant1	6175	25.44	6162.28	6187.72	≤320	Pass
	Ant2	6175	25.00	6162.44	6187.44	≤320	Pass
	Ant1	6415	24.72	6402.72	6427.44	≤320	Pass
	Ant2	6415	24.76	6402.48	6427.24	≤320	Pass
	Ant1	6435	25.36	6422.48	6447.84	≤320	Pass
	Ant2	6435	25.12	6422.40	6447.52	≤320	Pass
	Ant1	6475	25.28	6462.48	6487.76	≤320	Pass
	Ant2	6475	24.88	6462.68	6487.56	≤320	Pass
	Ant1	6515	25.40	6502.52	6527.92	≤320	Pass
	Ant2	6515	24.80	6502.68	6527.48	≤320	Pass
	Ant1	6535	25.64	6522.24	6547.88	≤320	Pass
	Ant2	6535	24.88	6522.44	6547.32	≤320	Pass
	Ant1	6695	25.24	6682.48	6707.72	≤320	Pass
	Ant2	6695	24.72	6682.64	6707.36	≤320	Pass
	Ant1	6855	24.88	6842.44	6867.32	≤320	Pass
	Ant2	6855	25.24	6842.44	6867.68	≤320	Pass
	Ant1	6875	25.36	6862.48	6887.84	≤320	Pass
	Ant2	6875	24.80	6862.72	6887.52	≤320	Pass
	Ant1	6895	25.24	6882.20	6907.44	≤320	Pass
	Ant2	6895	24.80	6882.64	6907.44	≤320	Pass
	Ant1	6995	25.60	6982.24	7007.84	≤320	Pass
	Ant2	6995	25.04	6982.44	7007.48	≤320	Pass
	Ant1	7115	25.44	7102.44	7127.88	≤320	Pass
	Ant2	7115	25.08	7102.48	7127.56	≤320	Pass
11AC40MIMO	Ant1	5965	46.16	5941.88	5988.04	≤320	Pass
	Ant2	5965	45.60	5942.12	5987.72	≤320	Pass
	Ant1	6165	46.72	6141.40	6188.12	≤320	Pass
	Ant2	6165	44.88	6142.28	6187.16	≤320	Pass
	Ant1	6405	46.24	6381.96	6428.20	≤320	Pass
	Ant2	6405	45.20	6382.12	6427.32	≤320	Pass
	Ant1	6445	46.32	6421.96	6468.28	≤320	Pass
	Ant2	6445	45.60	6422.12	6467.72	≤320	Pass
	Ant1	6485	46.32	6461.88	6508.20	≤320	Pass
	Ant2	6485	44.96	6462.52	6507.48	≤320	Pass
	Ant1	6525	46.64	6501.72	6548.36	≤320	Pass
	Ant2	6525	45.12	6502.28	6547.40	≤320	Pass
	Ant1	6565	46.00	6542.12	6588.12	≤320	Pass
	Ant2	6565	44.48	6542.60	6587.08	≤320	Pass
	Ant1	6685	46.48	6661.88	6708.36	≤320	Pass
	Ant2	6685	44.88	6662.36	6707.24	≤320	Pass
	Ant1	6845	46.00	6821.96	6867.96	≤320	Pass
	Ant2	6845	45.04	6822.20	6867.24	≤320	Pass
	Ant1	6885	46.48	6861.88	6908.36	≤320	Pass
	Ant2	6885	45.04	6862.12	6907.16	≤320	Pass
	Ant1	6925	46.80	6901.48	6948.28	≤320	Pass
	Ant2	6925	45.28	6902.04	6947.32	≤320	Pass
	Ant1	6965	46.80	6941.48	6988.28	≤320	Pass
	Ant2	6965	45.52	6942.12	6987.64	≤320	Pass
	Ant1	7085	46.24	7062.12	7108.36	≤320	Pass
	Ant2	7085	44.72	7062.60	7107.32	≤320	Pass
11AC80MIMO	Ant1	5985	86.56	5941.48	6028.04	≤320	Pass
	Ant2	5985	87.04	5941.64	6028.68	≤320	Pass
	Ant1	6145	88.00	6099.88	6187.88	≤320	Pass
	Ant2	6145	85.76	6101.80	6187.56	≤320	Pass
	Ant1	6385	87.84	6341.00	6428.84	≤320	Pass
	Ant2	6385	86.56	6341.48	6428.04	≤320	Pass
	Ant1	6465	87.68	6421.48	6509.16	≤320	Pass
	Ant2	6465	87.52	6421.48	6509.00	≤320	Pass
	Ant1	6545	86.08	6501.80	6587.88	≤320	Pass
	Ant2	6545	86.40	6501.64	6588.04	≤320	Pass

	Ant1	6625	86.24	6581.96	6668.20	≤320	Pass
	Ant2	6625	85.44	6582.12	6667.56	≤320	Pass
	Ant1	6705	86.56	6661.48	6748.04	≤320	Pass
	Ant2	6705	85.44	6662.12	6747.56	≤320	Pass
	Ant1	6785	88.00	6740.04	6828.04	≤320	Pass
	Ant2	6785	86.88	6741.16	6828.04	≤320	Pass
	Ant1	6865	89.28	6819.56	6908.84	≤320	Pass
	Ant2	6865	86.40	6821.96	6908.36	≤320	Pass
	Ant1	6945	88.80	6900.04	6988.84	≤320	Pass
	Ant2	6945	87.20	6901.48	6988.68	≤320	Pass
	Ant1	7025	87.04	6981.48	7068.52	≤320	Pass
	Ant2	7025	86.88	6981.96	7068.84	≤320	Pass
11AC160MIMO	Ant1	6025	165.12	5942.44	6107.56	≤320	Pass
	Ant2	6025	163.84	5943.08	6106.92	≤320	Pass
	Ant1	6185	164.48	6102.12	6266.60	≤320	Pass
	Ant2	6185	163.52	6103.08	6266.60	≤320	Pass
	Ant1	6345	164.48	6262.44	6426.92	≤320	Pass
	Ant2	6345	164.16	6263.08	6427.24	≤320	Pass
	Ant1	6505	164.16	6422.76	6586.92	≤320	Pass
	Ant2	6505	163.84	6423.08	6586.92	≤320	Pass
	Ant1	6665	163.84	6583.08	6746.92	≤320	Pass
	Ant2	6665	163.84	6583.08	6746.92	≤320	Pass
	Ant1	6825	164.48	6742.44	6906.92	≤320	Pass
	Ant2	6825	164.80	6742.76	6907.56	≤320	Pass
	Ant1	6985	164.16	6902.76	7066.92	≤320	Pass
	Ant2	6985	164.48	6903.08	7067.56	≤320	Pass
11AX20MIMO	Ant1	5955	24.64	5942.44	5967.08	≤320	Pass
	Ant2	5955	24.84	5942.60	5967.44	≤320	Pass
	Ant1	6175	24.92	6162.56	6187.48	≤320	Pass
	Ant2	6175	24.72	6162.68	6187.40	≤320	Pass
	Ant1	6415	25.12	6402.40	6427.52	≤320	Pass
	Ant2	6415	24.84	6402.56	6427.40	≤320	Pass
	Ant1	6435	24.92	6422.56	6447.48	≤320	Pass
	Ant2	6435	25.24	6422.08	6447.32	≤320	Pass
	Ant1	6475	25.04	6462.36	6487.40	≤320	Pass
	Ant2	6475	24.72	6462.52	6487.24	≤320	Pass
	Ant1	6515	25.32	6502.00	6527.32	≤320	Pass
	Ant2	6515	24.28	6502.76	6527.04	≤320	Pass
	Ant1	6535	24.96	6522.36	6547.32	≤320	Pass
	Ant2	6535	24.72	6522.68	6547.40	≤320	Pass
	Ant1	6695	25.08	6682.36	6707.44	≤320	Pass
	Ant2	6695	25.12	6682.32	6707.44	≤320	Pass
	Ant1	6855	25.00	6842.40	6867.40	≤320	Pass
	Ant2	6855	25.28	6842.08	6867.36	≤320	Pass
	Ant1	6875	25.40	6862.08	6887.48	≤320	Pass
	Ant2	6875	25.24	6862.20	6887.44	≤320	Pass
	Ant1	6895	24.92	6882.52	6907.44	≤320	Pass
	Ant2	6895	25.28	6882.08	6907.36	≤320	Pass
	Ant1	6995	24.84	6982.60	7007.44	≤320	Pass
	Ant2	6995	24.92	6982.56	7007.48	≤320	Pass
	Ant1	7115	24.64	7102.72	7127.36	≤320	Pass
	Ant2	7115	24.80	7102.64	7127.44	≤320	Pass
11AX40MIMO	Ant1	5965	45.44	5942.12	5987.56	≤320	Pass
	Ant2	5965	45.52	5942.28	5987.80	≤320	Pass
	Ant1	6165	45.36	6142.36	6187.72	≤320	Pass
	Ant2	6165	45.44	6142.28	6187.72	≤320	Pass
	Ant1	6405	45.68	6382.12	6427.80	≤320	Pass
	Ant2	6405	45.52	6382.20	6427.72	≤320	Pass
	Ant1	6445	45.44	6422.28	6467.72	≤320	Pass
	Ant2	6445	45.44	6422.20	6467.64	≤320	Pass
	Ant1	6485	45.28	6462.36	6507.64	≤320	Pass

	Ant2	6485	45.36	6462.44	6507.80	≤320	Pass
	Ant1	6525	45.60	6502.20	6547.80	≤320	Pass
	Ant2	6525	45.60	6502.20	6547.80	≤320	Pass
	Ant1	6565	45.36	6542.36	6587.72	≤320	Pass
	Ant2	6565	45.60	6542.20	6587.80	≤320	Pass
	Ant1	6685	45.60	6662.12	6707.72	≤320	Pass
	Ant2	6685	45.28	6662.44	6707.72	≤320	Pass
	Ant1	6845	45.60	6822.20	6867.80	≤320	Pass
	Ant2	6845	45.52	6822.28	6867.80	≤320	Pass
	Ant1	6885	45.60	6862.20	6907.80	≤320	Pass
	Ant2	6885	45.60	6862.28	6907.88	≤320	Pass
	Ant1	6925	45.60	6902.12	6947.72	≤320	Pass
	Ant2	6925	45.60	6902.20	6947.80	≤320	Pass
	Ant1	6965	45.76	6942.12	6987.88	≤320	Pass
	Ant2	6965	45.52	6942.36	6987.88	≤320	Pass
	Ant1	7085	45.68	7062.20	7107.88	≤320	Pass
	Ant2	7085	45.36	7062.44	7107.80	≤320	Pass
11AX80MIMO	Ant1	5985	84.48	5942.28	6026.76	≤320	Pass
	Ant2	5985	84.16	5942.76	6026.92	≤320	Pass
	Ant1	6145	83.84	6102.76	6186.60	≤320	Pass
	Ant2	6145	83.20	6103.24	6186.44	≤320	Pass
	Ant1	6385	84.80	6342.12	6426.92	≤320	Pass
	Ant2	6385	84.96	6342.12	6427.08	≤320	Pass
	Ant1	6465	83.84	6423.24	6507.08	≤320	Pass
	Ant2	6465	84.32	6422.92	6507.24	≤320	Pass
	Ant1	6545	83.84	6502.92	6586.76	≤320	Pass
	Ant2	6545	84.64	6502.76	6587.40	≤320	Pass
	Ant1	6625	83.52	6583.24	6666.76	≤320	Pass
	Ant2	6625	83.84	6582.76	6666.60	≤320	Pass
	Ant1	6705	83.68	6662.92	6746.60	≤320	Pass
	Ant2	6705	83.52	6662.92	6746.44	≤320	Pass
	Ant1	6785	84.16	6742.76	6826.92	≤320	Pass
	Ant2	6785	84.00	6742.76	6826.76	≤320	Pass
	Ant1	6865	84.48	6822.12	6906.60	≤320	Pass
	Ant2	6865	83.52	6822.92	6906.44	≤320	Pass
	Ant1	6945	84.16	6902.60	6986.76	≤320	Pass
	Ant2	6945	84.80	6902.28	6987.08	≤320	Pass
	Ant1	7025	84.32	6982.60	7066.92	≤320	Pass
	Ant2	7025	84.00	6983.08	7067.08	≤320	Pass
11AX160MIMO	Ant1	6025	164.80	5942.44	6107.24	≤320	Pass
	Ant2	6025	163.84	5943.08	6106.92	≤320	Pass
	Ant1	6185	164.16	6102.44	6266.60	≤320	Pass
	Ant2	6185	163.84	6102.76	6266.60	≤320	Pass
	Ant1	6345	164.48	6262.44	6426.92	≤320	Pass
	Ant2	6345	164.48	6262.76	6427.24	≤320	Pass
	Ant1	6505	164.16	6422.76	6586.92	≤320	Pass
	Ant2	6505	163.84	6423.08	6586.92	≤320	Pass
	Ant1	6665	164.16	6583.08	6747.24	≤320	Pass
	Ant2	6665	164.16	6582.76	6746.92	≤320	Pass
	Ant1	6825	164.48	6742.44	6906.92	≤320	Pass
	Ant2	6825	164.80	6742.44	6907.24	≤320	Pass
	Ant1	6985	164.48	6902.44	7066.92	≤320	Pass
	Ant2	6985	164.80	6902.44	7067.24	≤320	Pass

26dB Bandwidth Test Graphs

Partial RU modes

All of the configurations or modes are tested, the data of the worst case is recorded in the report.

11AX20MIMO_Ant1_5955_26Tone_RU0

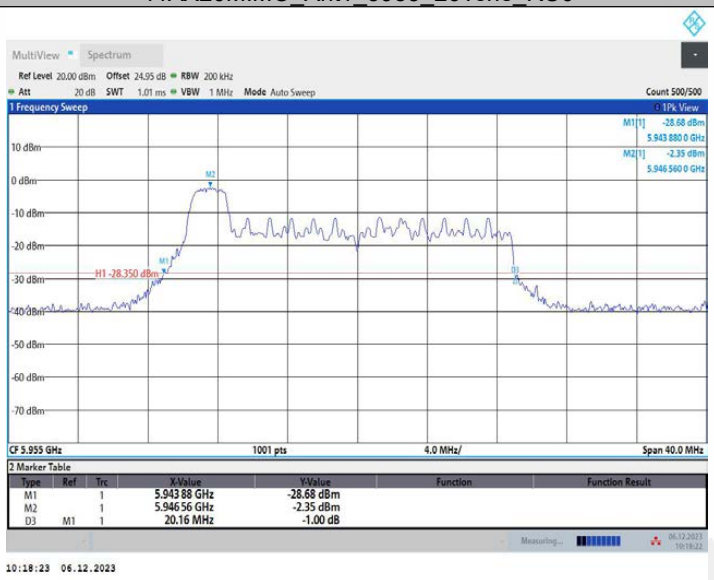

11AX20MIMO_Ant1_5955_52Tone_RU37

11AX20MIMO_Ant1_5955_106Tone_RU53

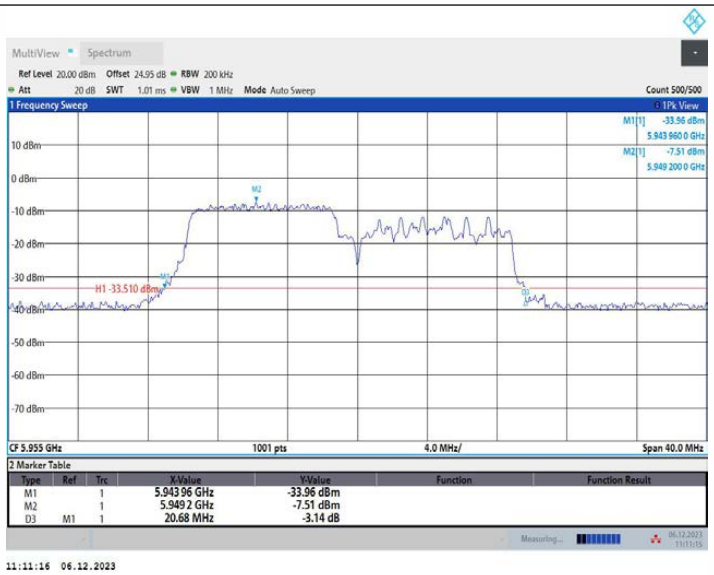

11AX20MIMO_Ant2_5955_26Tone_RU0

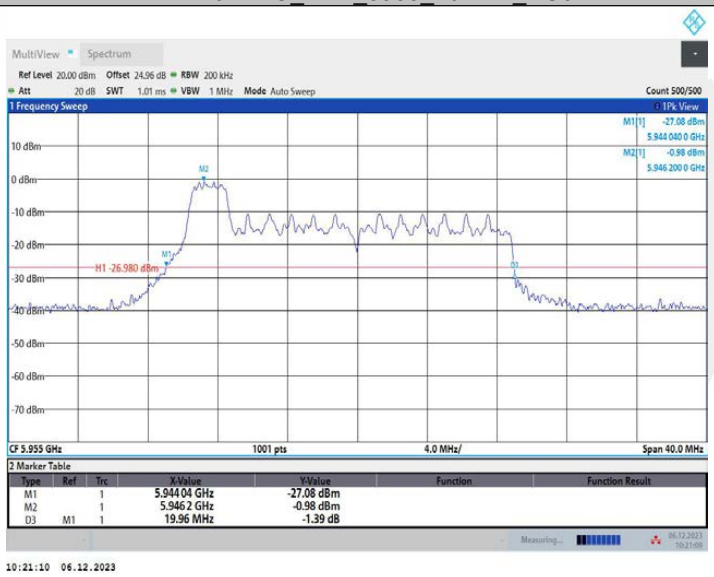

11AX20MIMO_Ant2_5955_52Tone_RU37

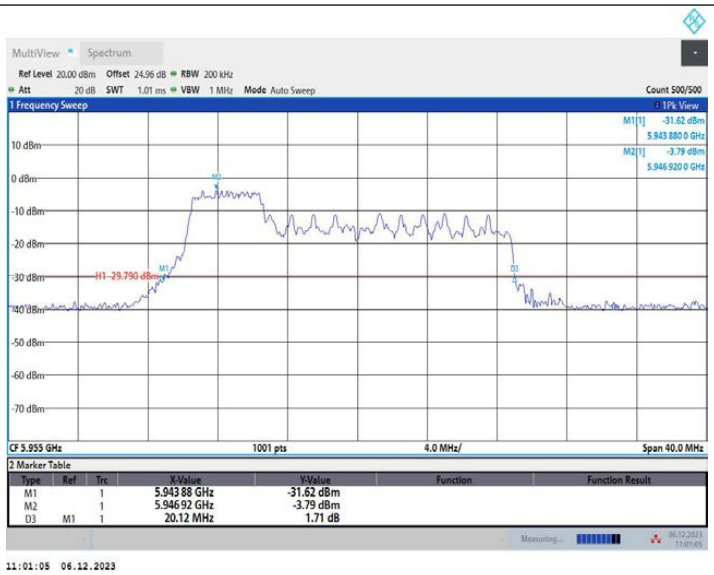

11AX20MIMO_Ant2_5955_106Tone_RU53

11AX20MIMO_Ant1_6175_26Tone_RU0

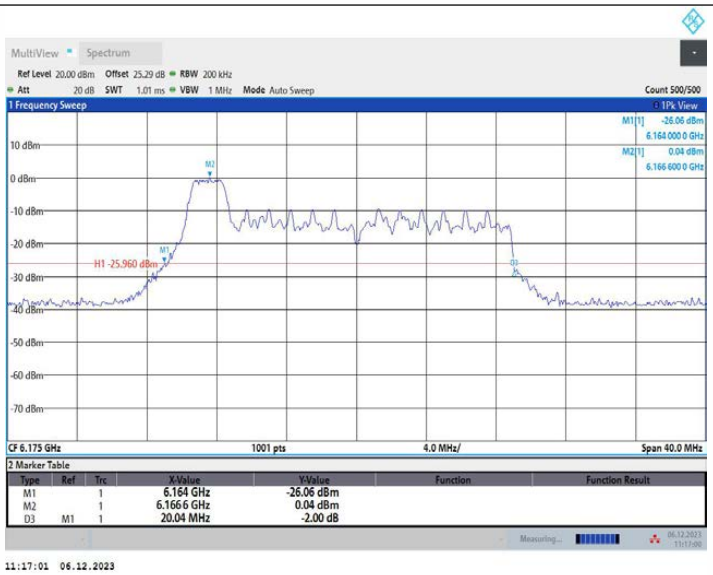

11AX20MIMO_Ant1_6175_52Tone_RU37

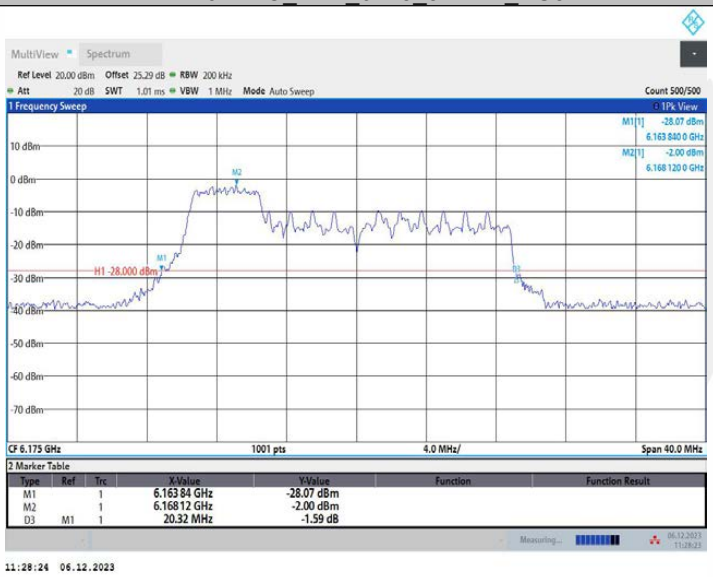

11AX20MIMO_Ant1_6175_106Tone_RU53

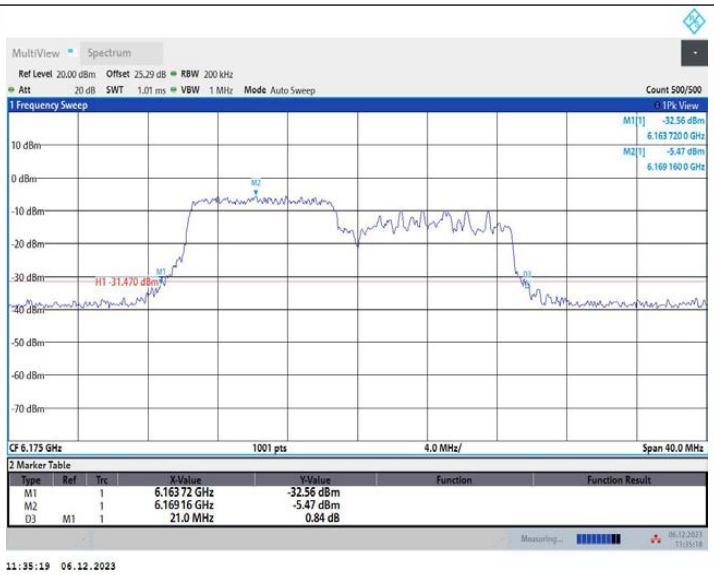

11AX20MIMO_Ant2_6175_26Tone_RU0

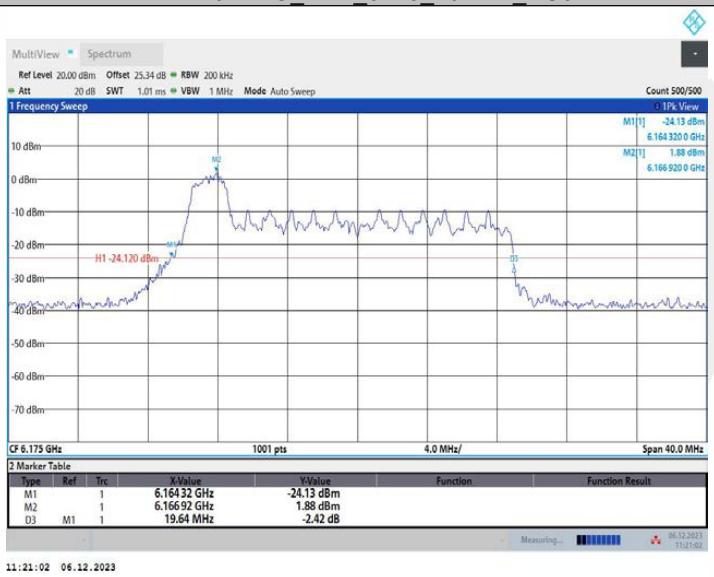

11AX20MIMO_Ant2_6175_52Tone_RU37

11AX20MIMO_Ant2_6175_106Tone_RU53

11AX20MIMO_Ant1_6415_26Tone_RU0

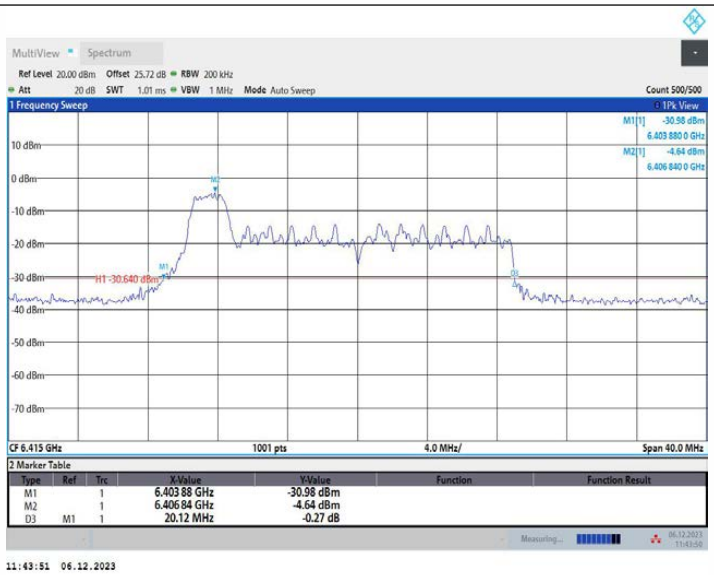

11AX20MIMO_Ant1_6415_52Tone_RU37

11AX20MIMO_Ant1_6415_106Tone_RU53

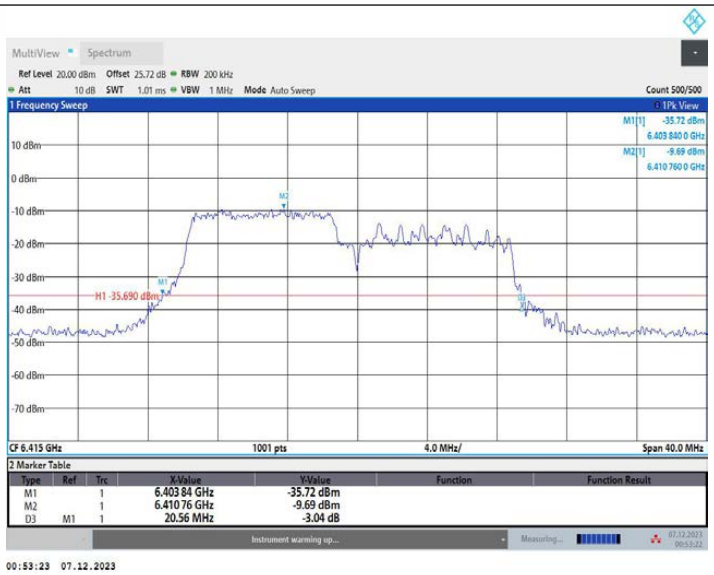

11AX20MIMO_Ant2_6415_26Tone_RU0

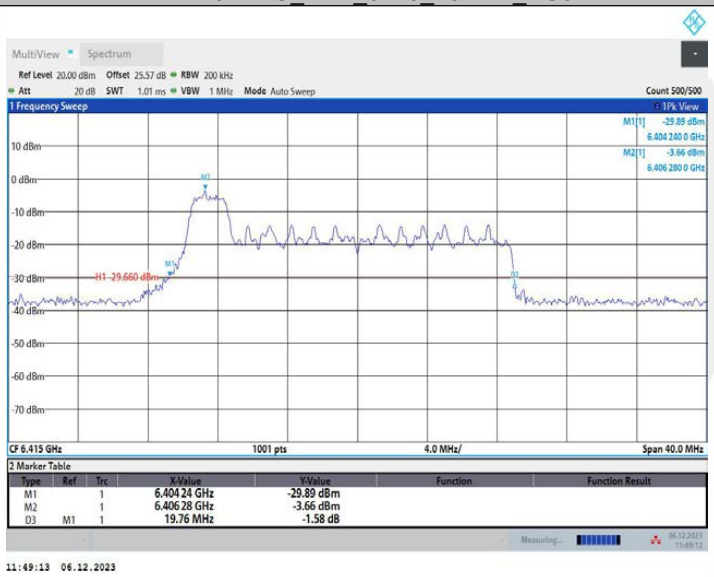

11AX20MIMO_Ant2_6415_52Tone_RU37

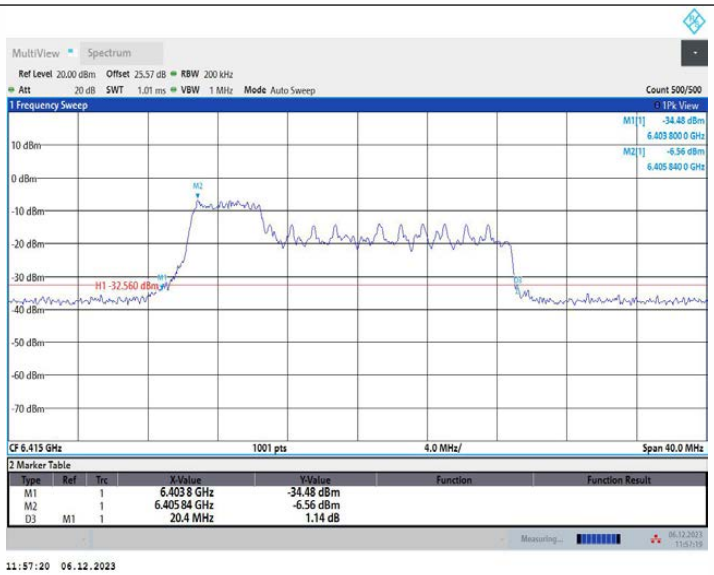

11AX20MIMO_Ant2_6415_106Tone_RU53

11AX20MIMO_Ant1_6435_26Tone_RU0

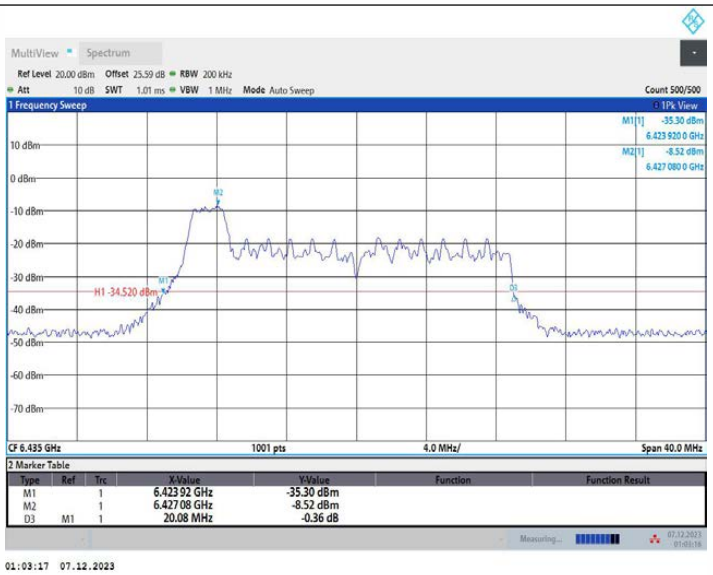

11AX20MIMO_Ant1_6435_52Tone_RU37

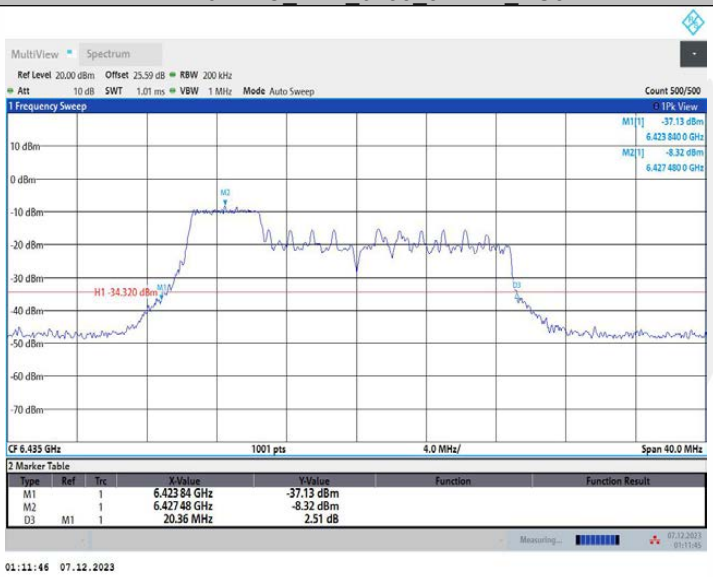

11AX20MIMO_Ant1_6435_106Tone_RU53

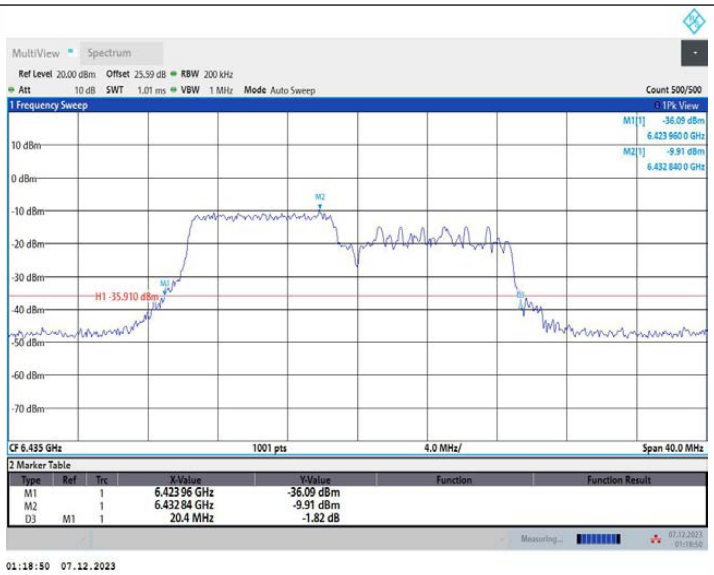

11AX20MIMO_Ant2_6435_26Tone_RU0

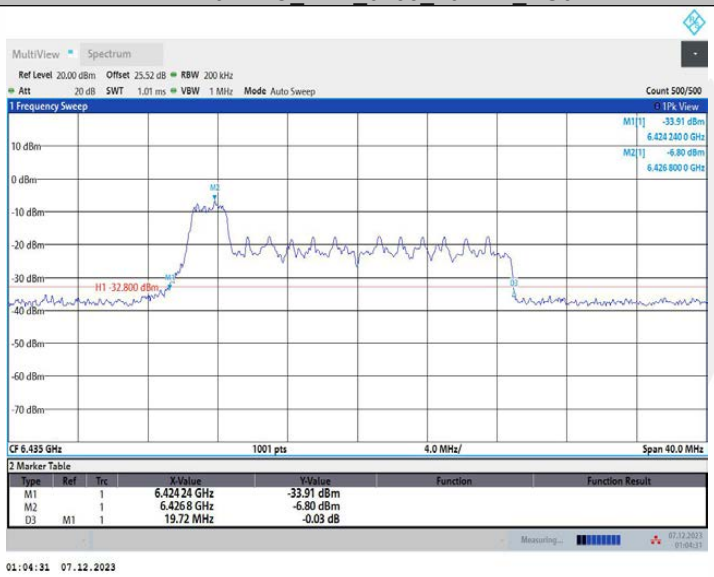

11AX20MIMO_Ant2_6435_52Tone_RU37

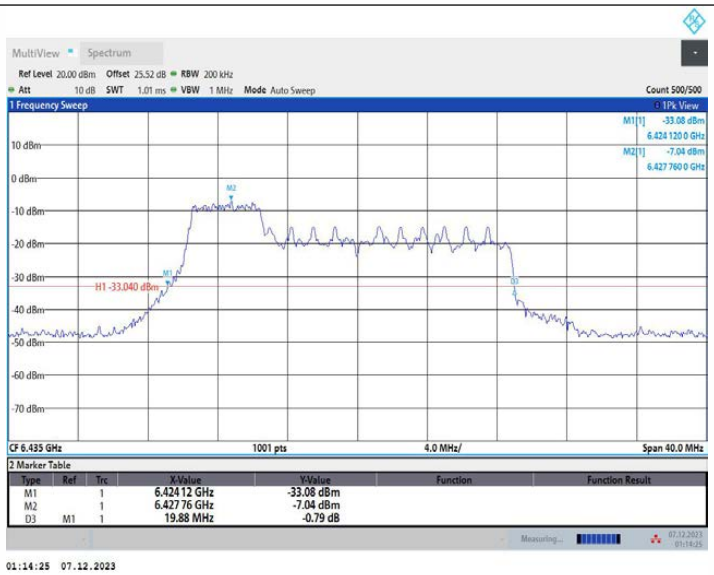

11AX20MIMO_Ant2_6435_106Tone_RU53

11AX20MIMO_Ant1_6475_26Tone_RU0

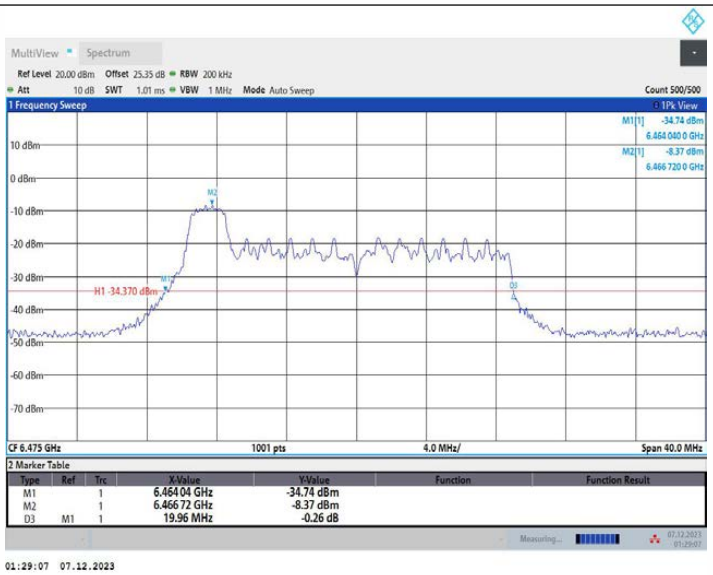

11AX20MIMO_Ant1_6475_52Tone_RU37

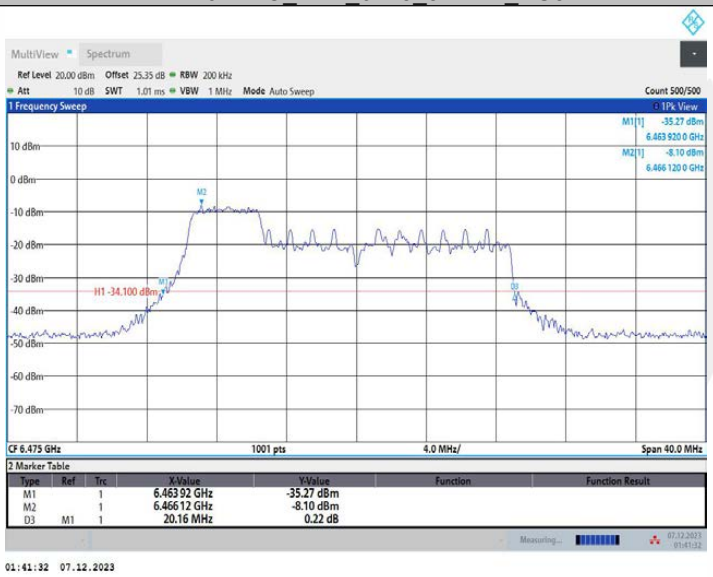

11AX20MIMO_Ant1_6475_106Tone_RU53

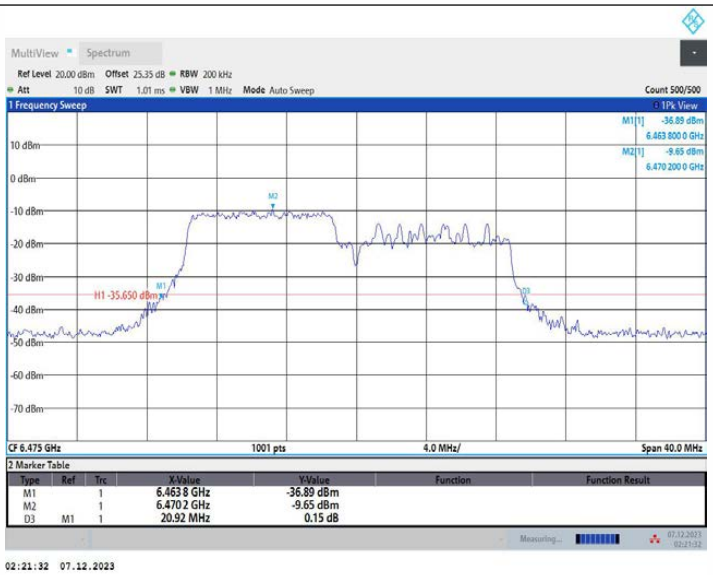

11AX20MIMO_Ant2_6475_26Tone_RU0

11AX20MIMO_Ant2_6475_52Tone_RU37

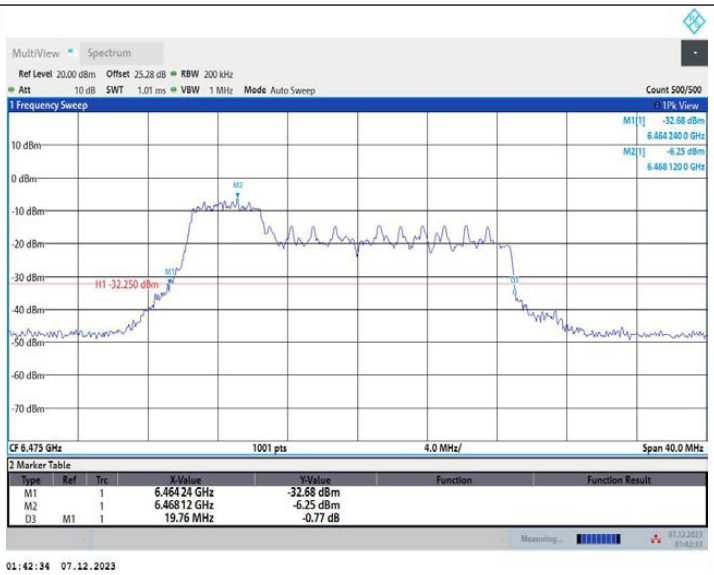

11AX20MIMO_Ant2_6475_106Tone_RU53

11AX20MIMO_Ant1_6515_26Tone_RU0

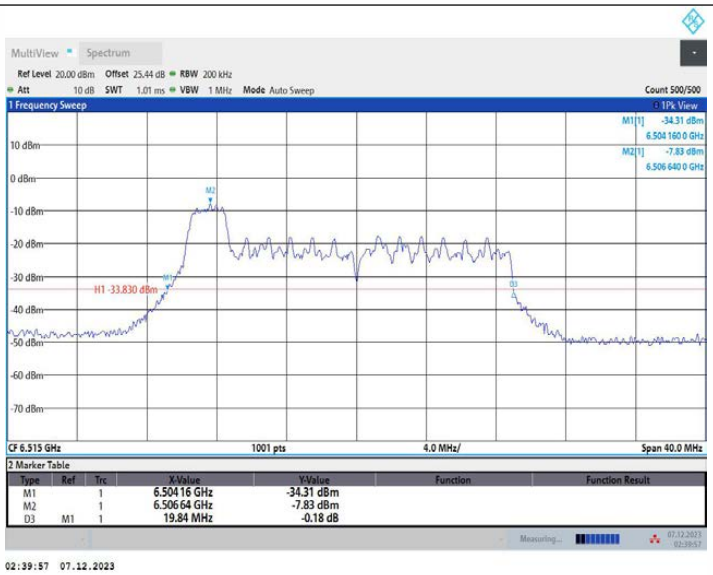

11AX20MIMO_Ant1_6515_52Tone_RU37

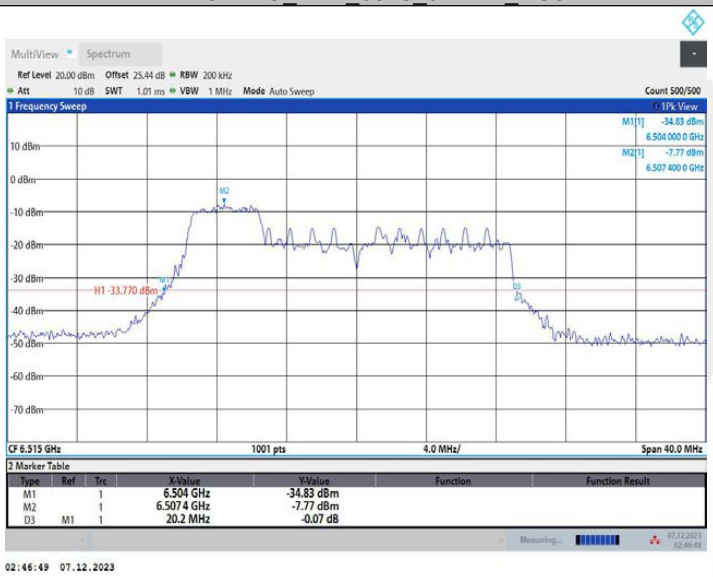

11AX20MIMO_Ant1_6515_106Tone_RU53

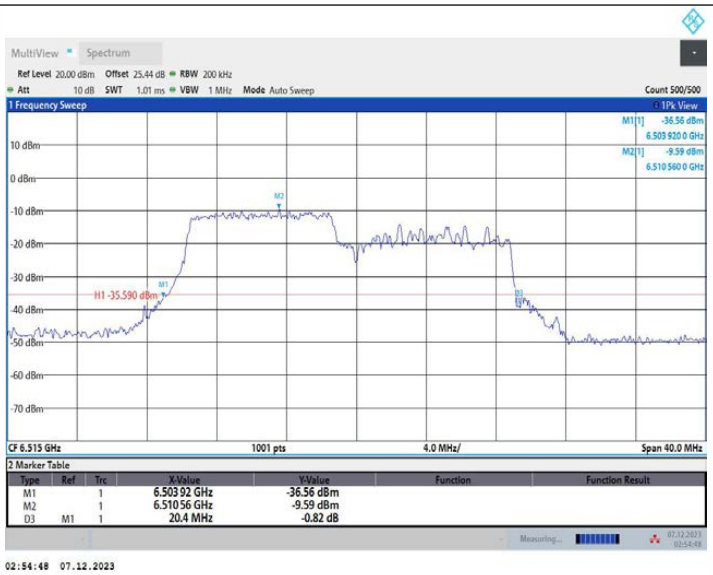

11AX20MIMO_Ant2_6515_26Tone_RU0

11AX20MIMO_Ant2_6515_52Tone_RU37

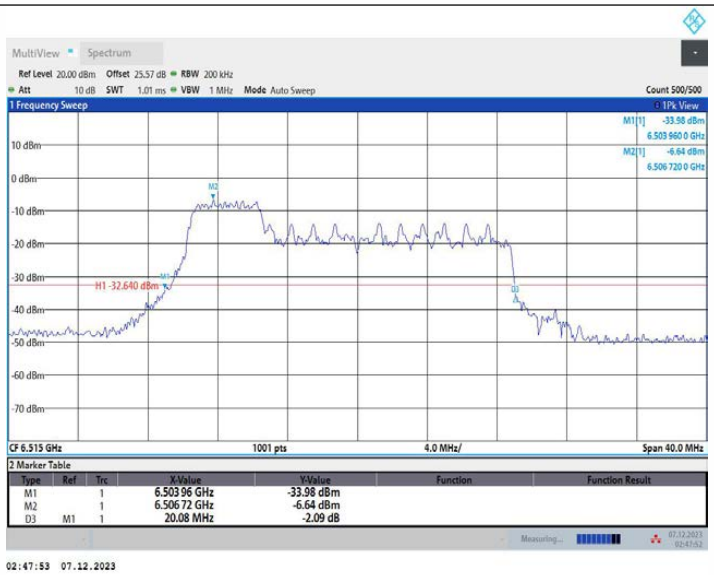

11AX20MIMO_Ant2_6515_106Tone_RU53

11AX20MIMO_Ant1_6535_26Tone_RU0

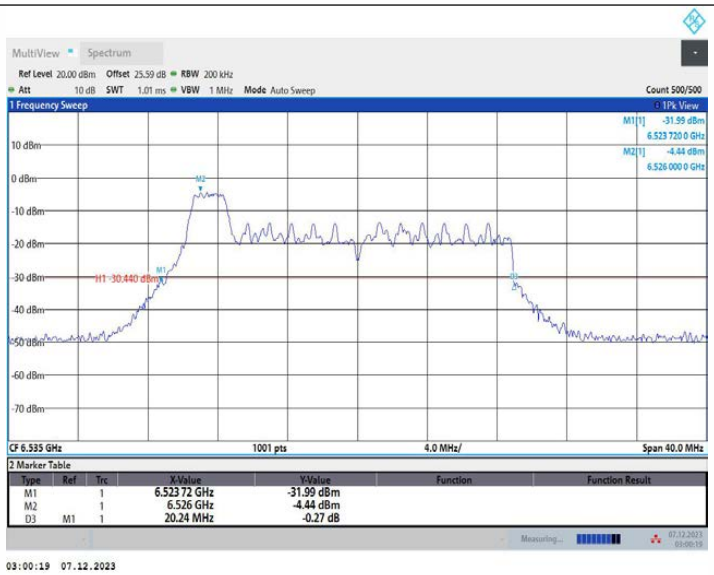

11AX20MIMO_Ant1_6535_52Tone_RU37

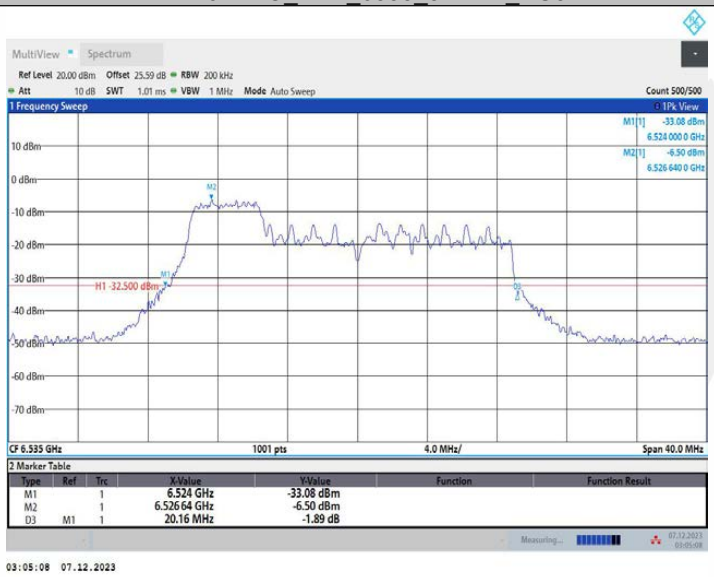

11AX20MIMO_Ant1_6535_106Tone_RU53

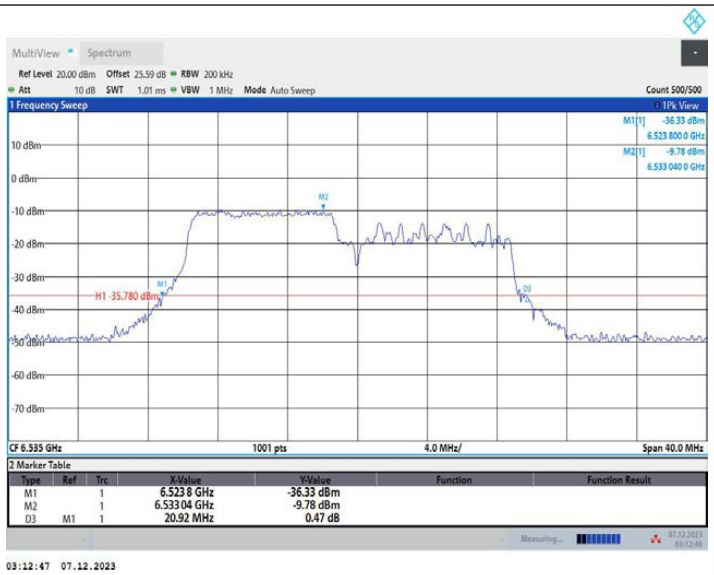

11AX20MIMO_Ant2_6535_26Tone_RU0

11AX20MIMO_Ant2_6535_52Tone_RU37

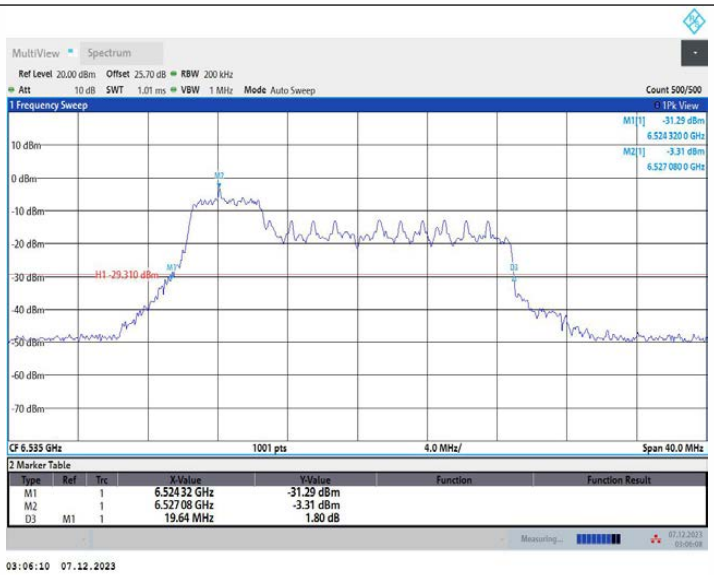

11AX20MIMO_Ant2_6535_106Tone_RU53

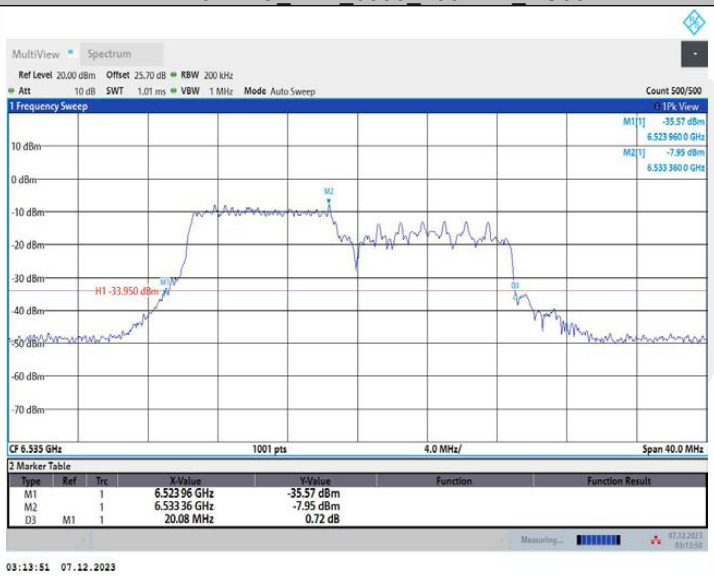

11AX20MIMO_Ant1_6695_26Tone_RU0

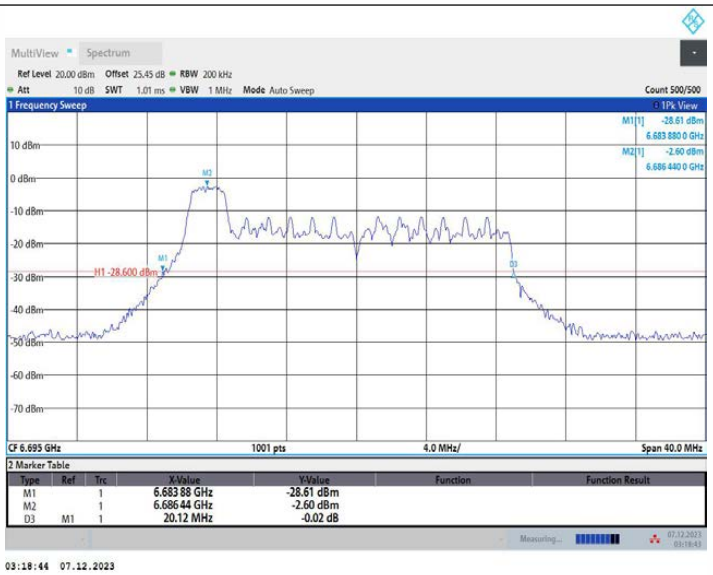

11AX20MIMO_Ant1_6695_52Tone_RU37

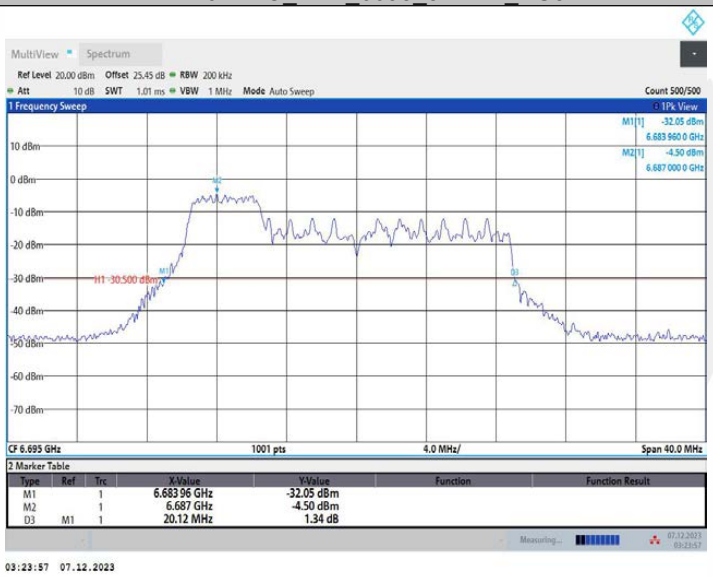

11AX20MIMO_Ant1_6695_106Tone_RU53

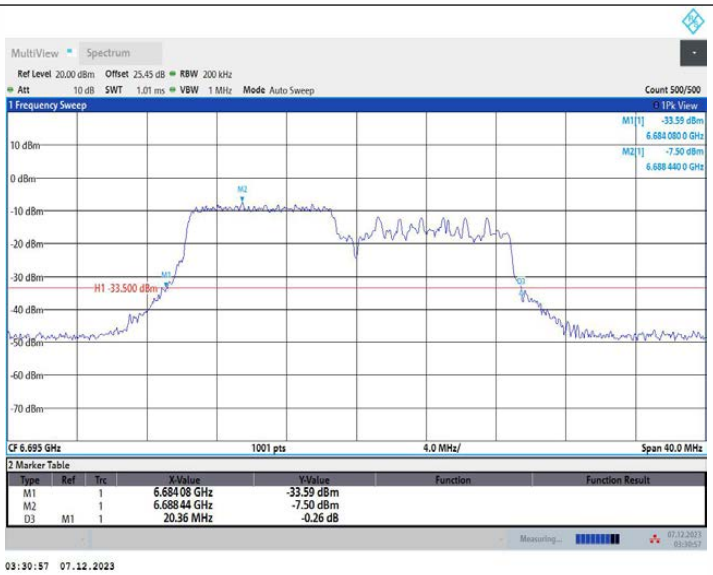

11AX20MIMO_Ant2_6695_26Tone_RU0

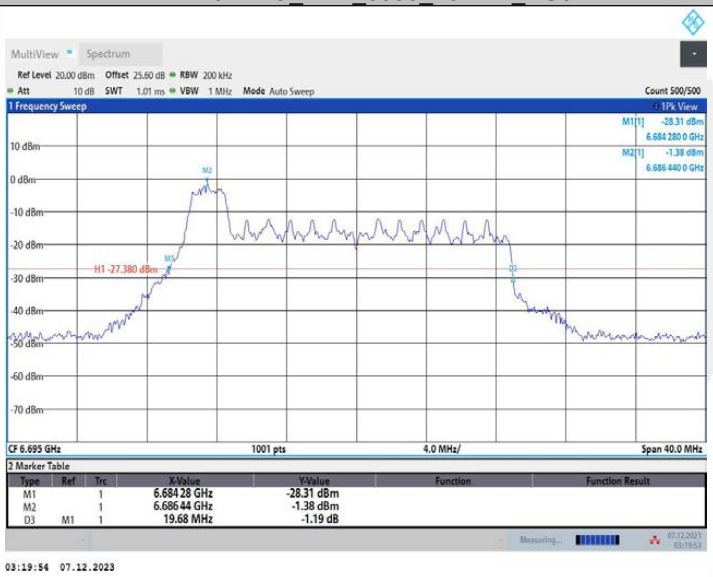

11AX20MIMO_Ant2_6695_52Tone_RU37

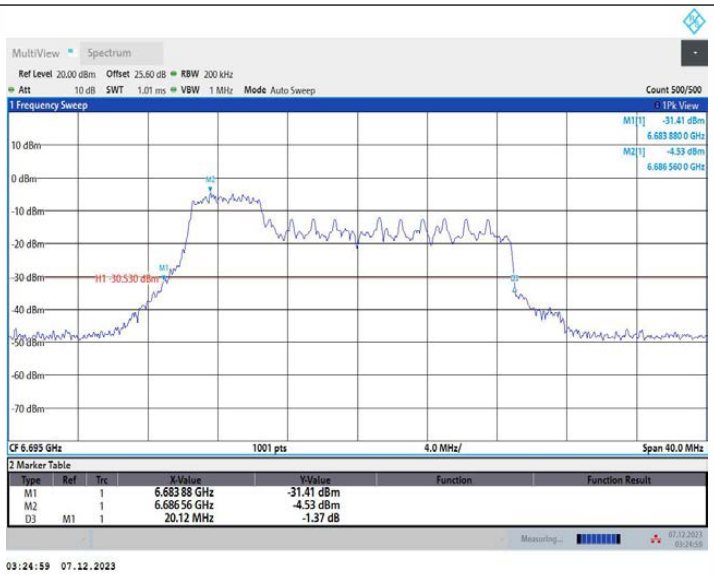

11AX20MIMO_Ant2_6695_106Tone_RU53

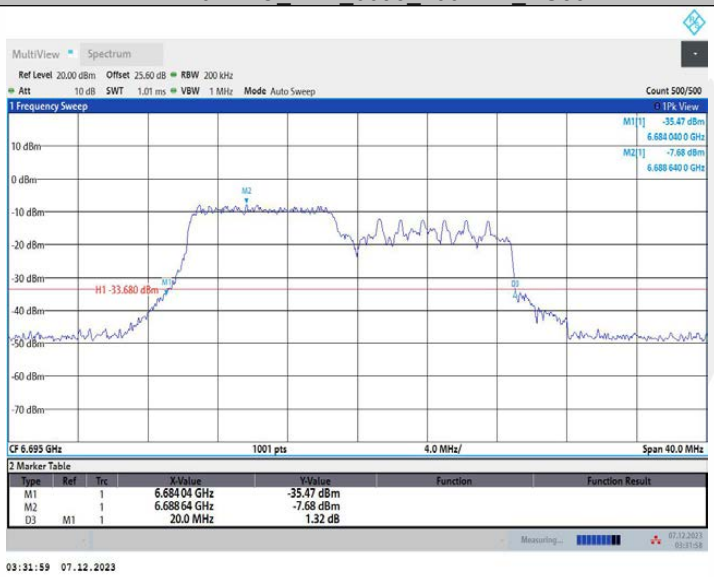

11AX20MIMO_Ant1_6855_26Tone_RU0

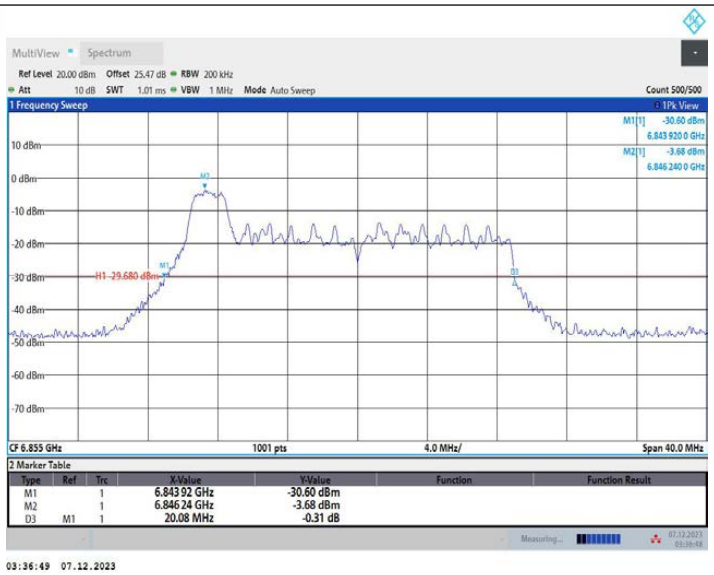

11AX20MIMO_Ant1_6855_52Tone_RU37

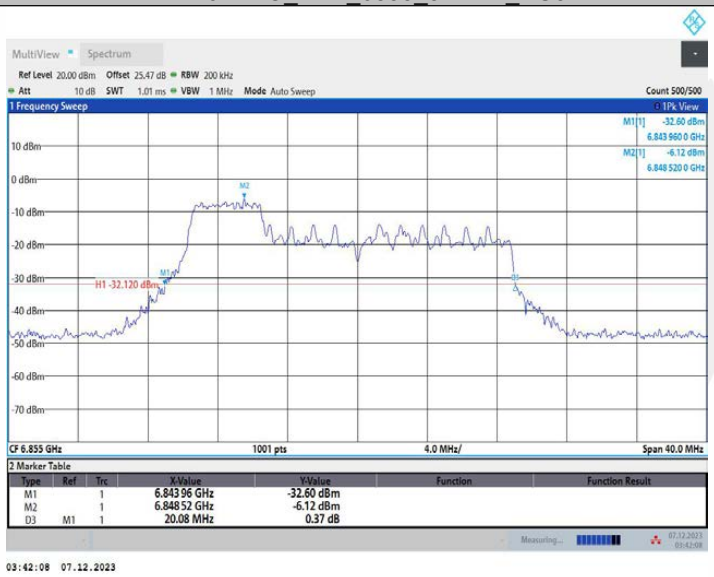

11AX20MIMO_Ant1_6855_106Tone_RU53

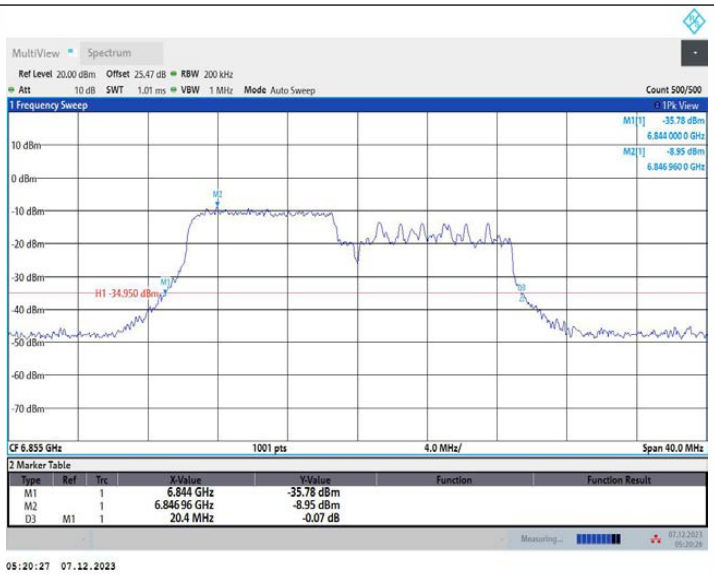

11AX20MIMO_Ant2_6855_26Tone_RU0

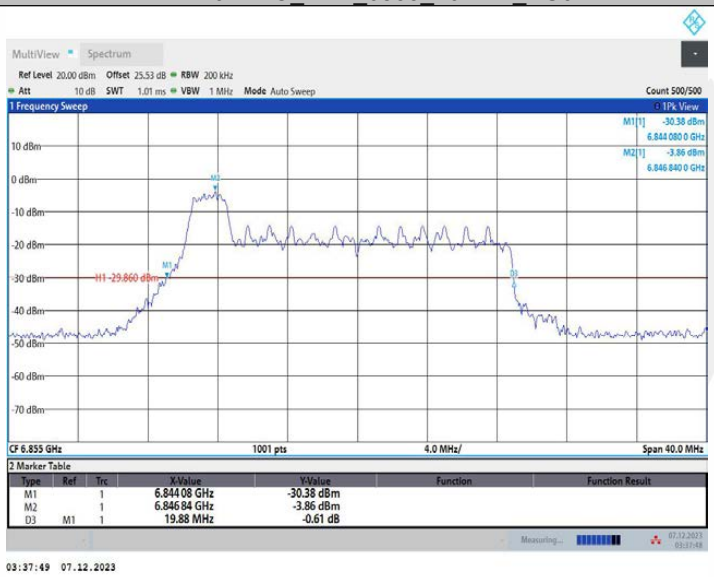

11AX20MIMO_Ant2_6855_52Tone_RU37

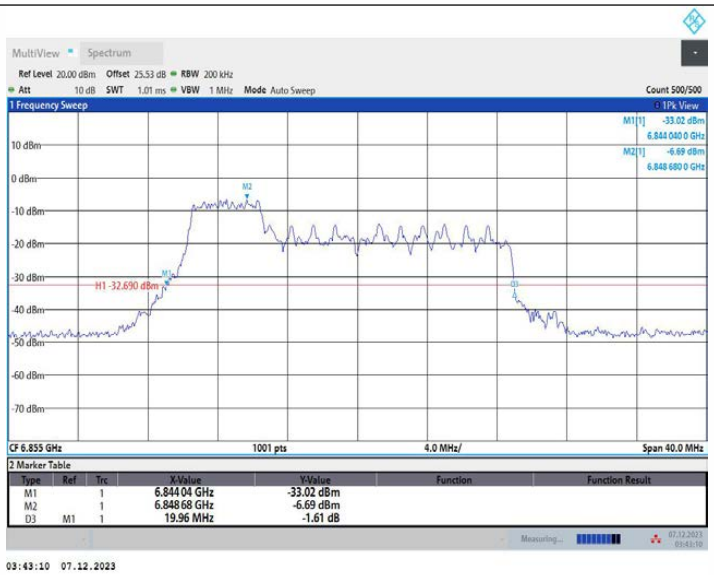

11AX20MIMO_Ant2_6855_106Tone_RU53

11AX20MIMO_Ant1_6875_26Tone_RU0

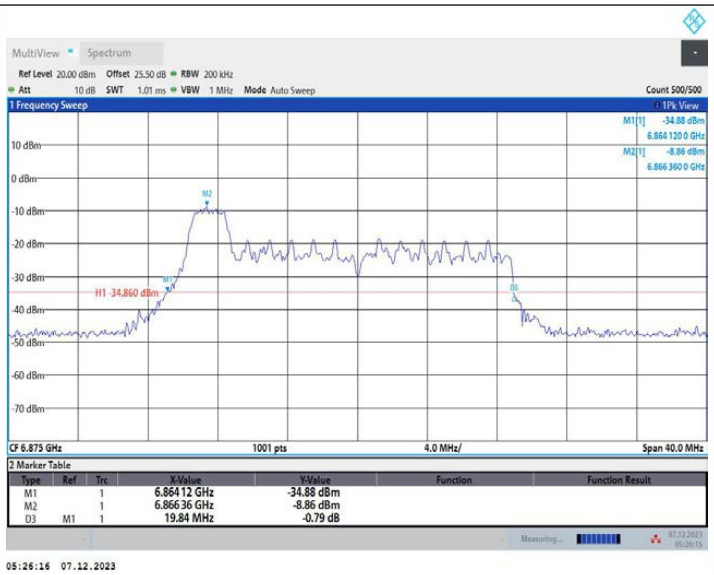

11AX20MIMO_Ant1_6875_52Tone_RU37

11AX20MIMO_Ant1_6875_106Tone_RU53

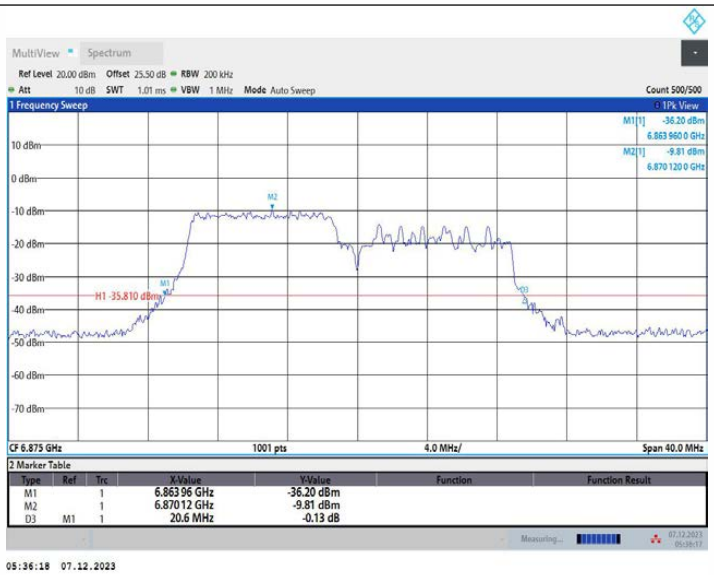

11AX20MIMO_Ant2_6875_26Tone_RU0

11AX20MIMO_Ant2_6875_52Tone_RU37

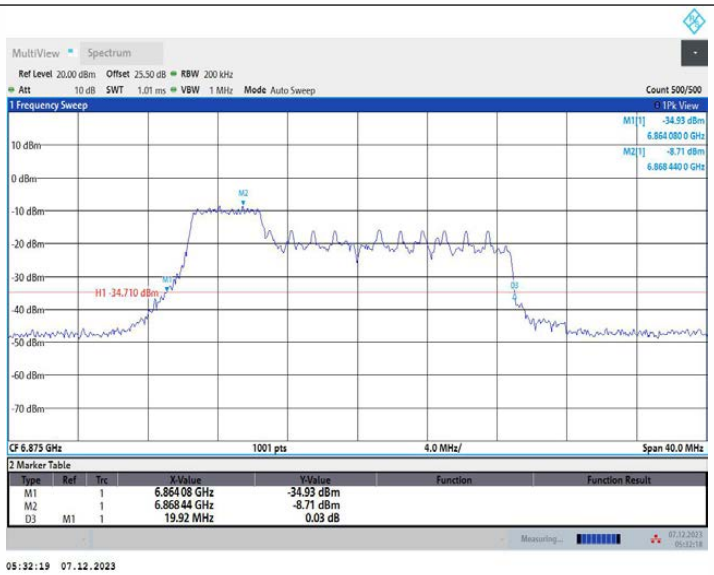

11AX20MIMO_Ant2_6875_106Tone_RU53

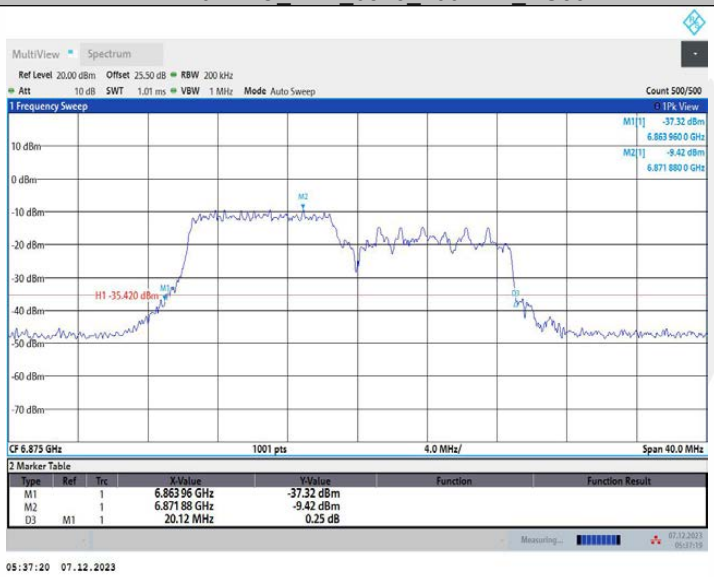

11AX20MIMO_Ant1_6895_26Tone_RU0

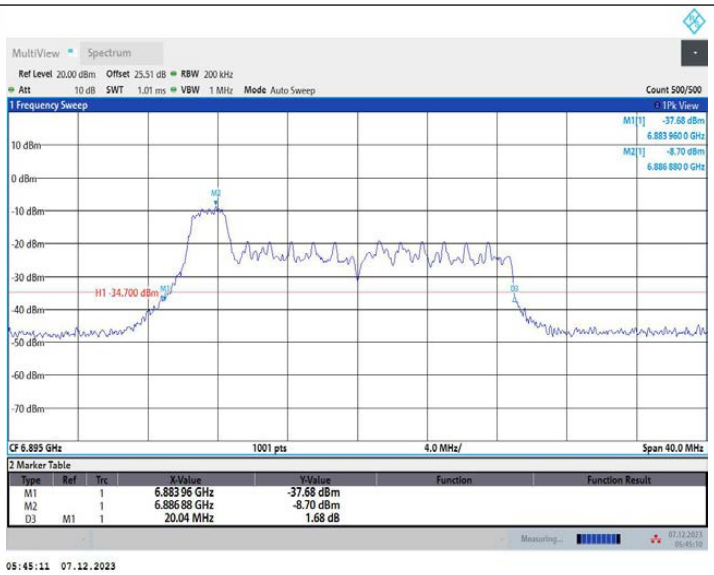

11AX20MIMO_Ant1_6895_52Tone_RU37

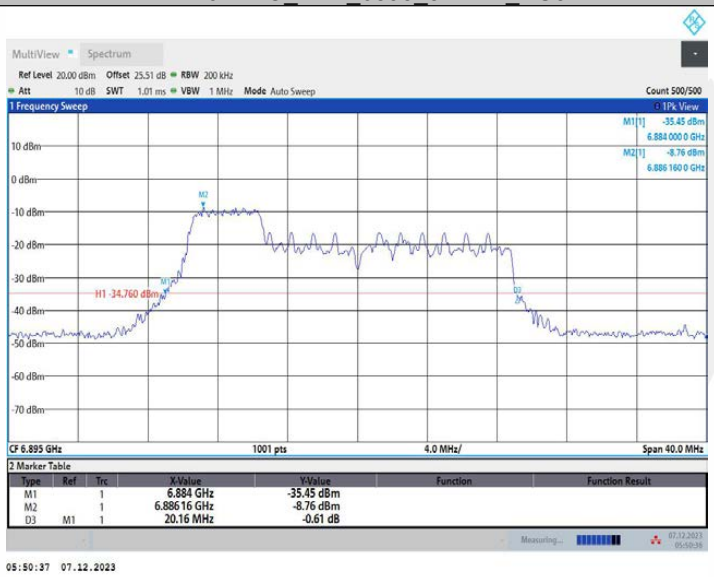

11AX20MIMO_Ant1_6895_106Tone_RU53

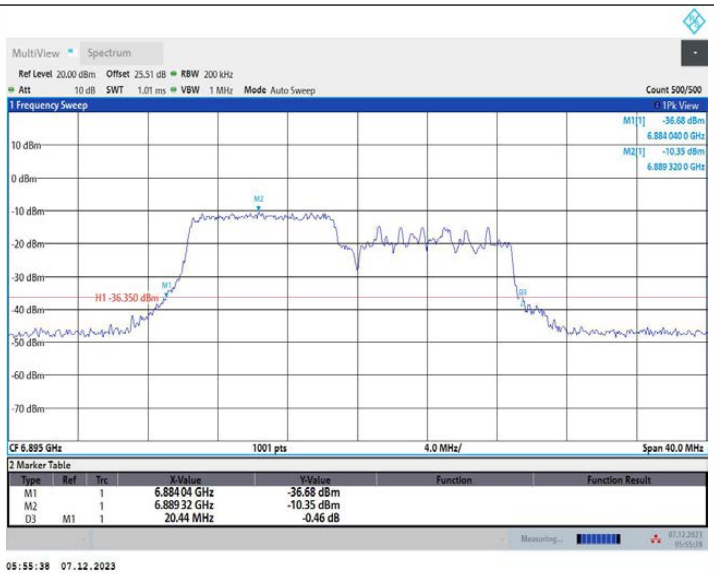

11AX20MIMO_Ant2_6895_26Tone_RU0

11AX20MIMO_Ant2_6895_52Tone_RU37

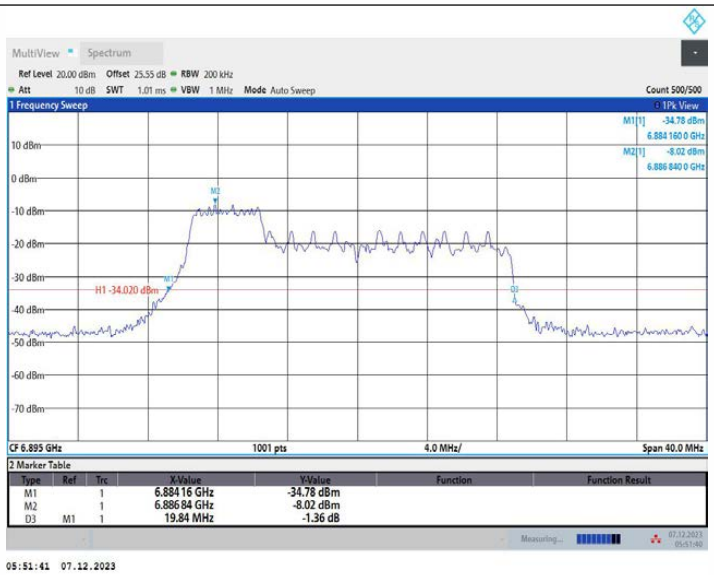

11AX20MIMO_Ant2_6895_106Tone_RU53

11AX20MIMO_Ant1_6995_26Tone_RU0

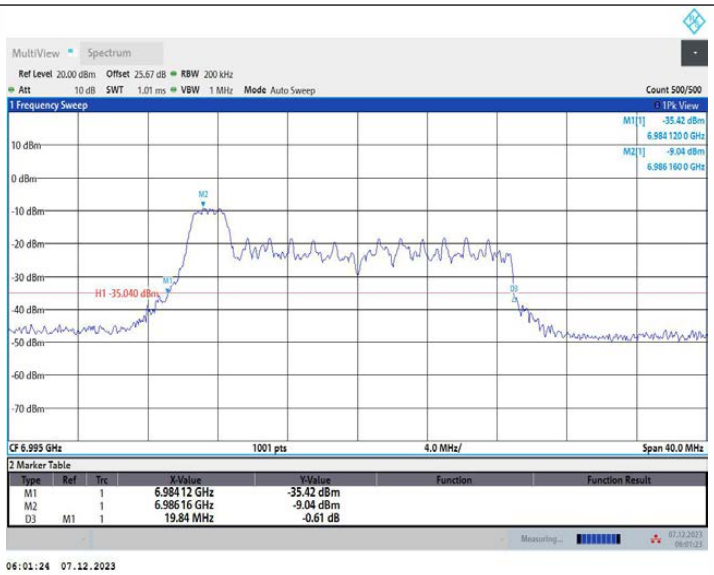

11AX20MIMO_Ant1_6995_52Tone_RU37

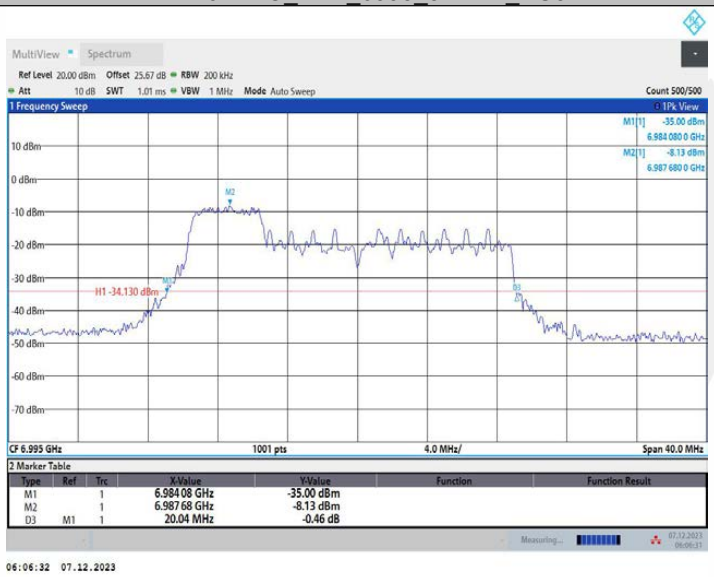

11AX20MIMO_Ant1_6995_106Tone_RU53

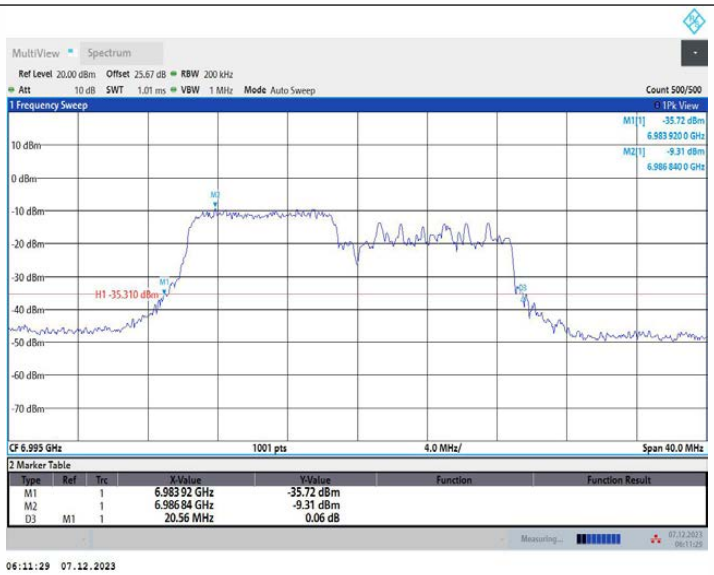

11AX20MIMO_Ant2_6995_26Tone_RU0

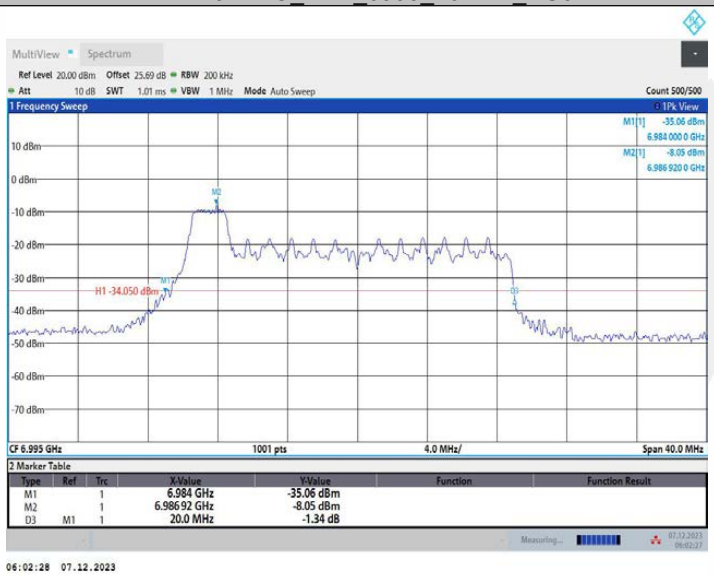

11AX20MIMO_Ant2_6995_52Tone_RU37

11AX20MIMO_Ant2_6995_106Tone_RU53

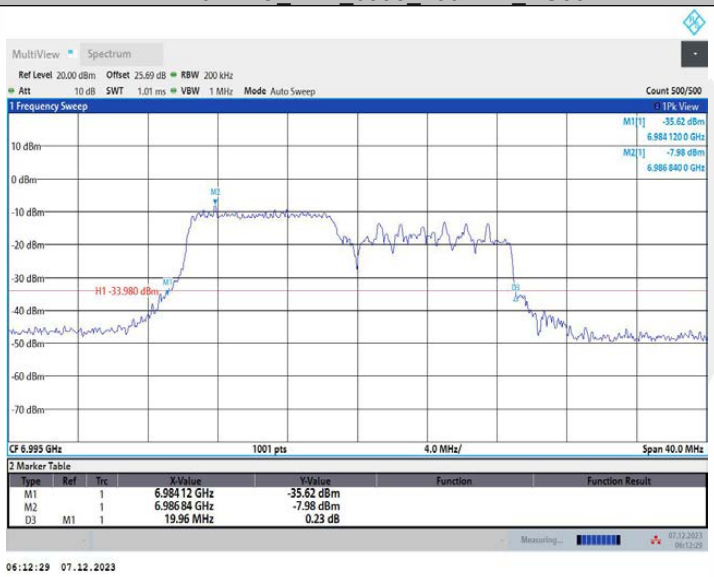

11AX20MIMO_Ant1_7115_26Tone_RU0

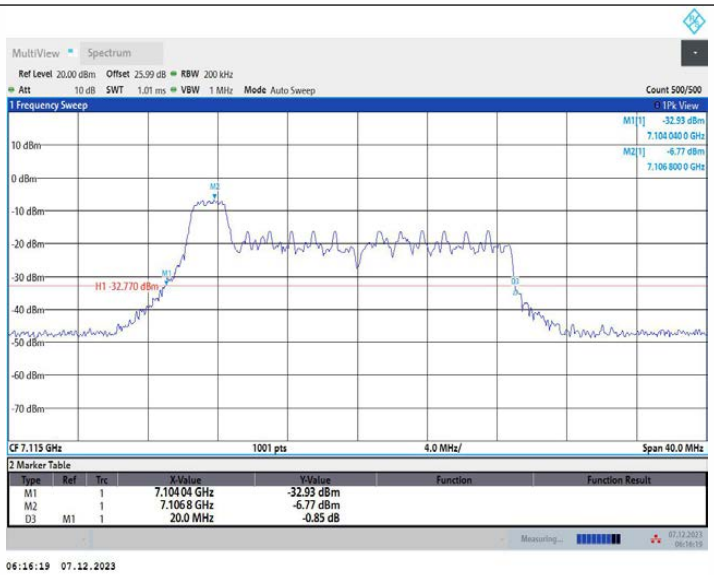

11AX20MIMO_Ant1_7115_52Tone_RU37

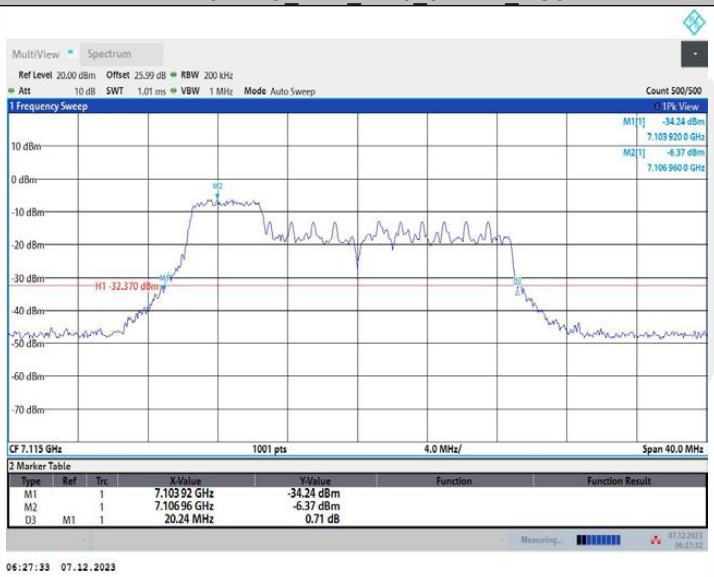

11AX20MIMO_Ant1_7115_106Tone_RU53

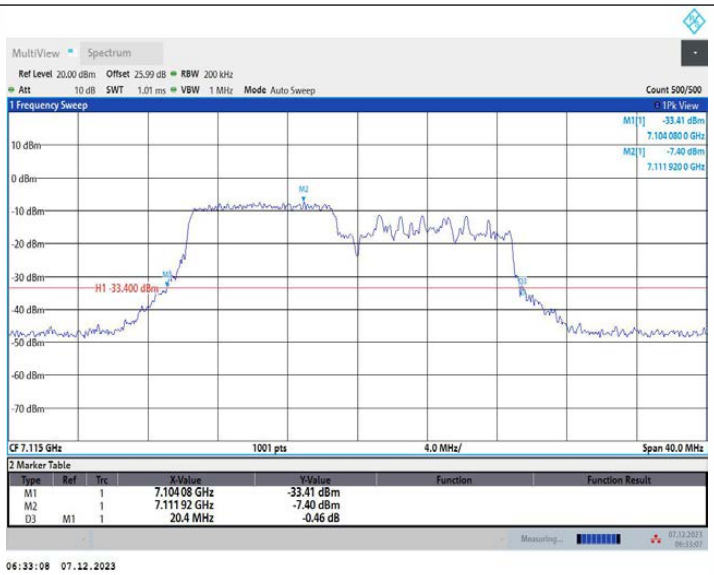

11AX20MIMO_Ant2_7115_26Tone_RU0

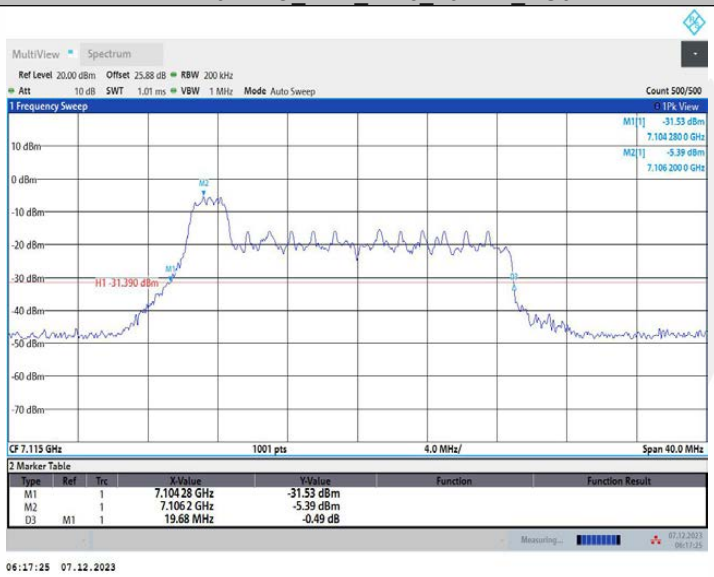

11AX20MIMO_Ant2_7115_52Tone_RU37

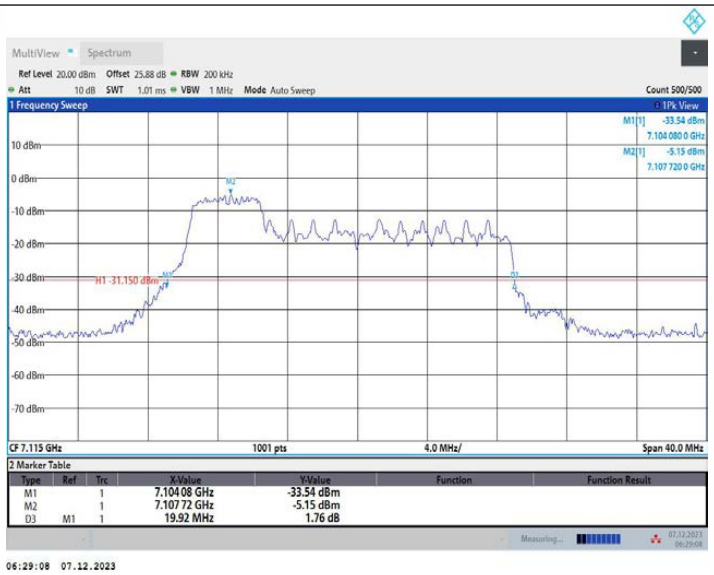

11AX20MIMO_Ant2_7115_106Tone_RU53

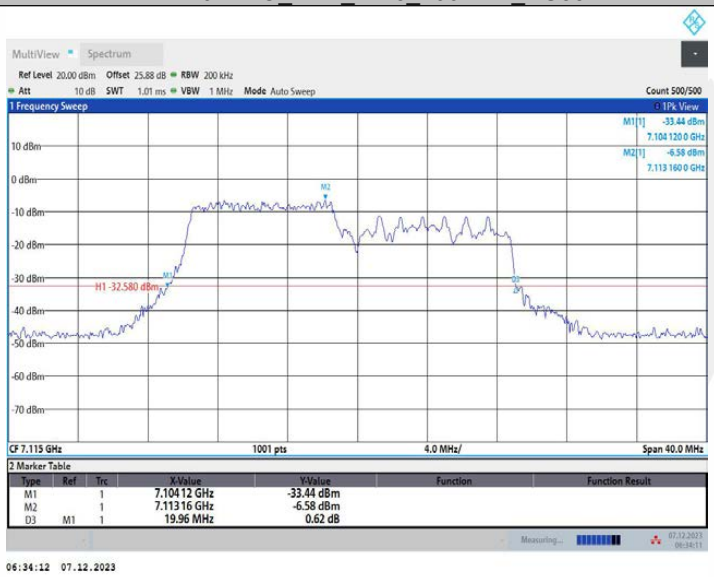

11AX40MIMO_Ant1_5965_26Tone_RU0

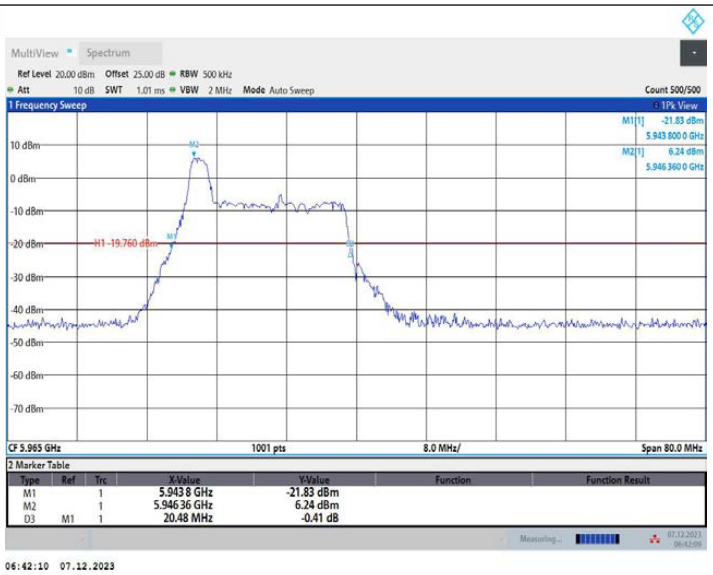

11AX40MIMO_Ant1_5965_52Tone_RU37

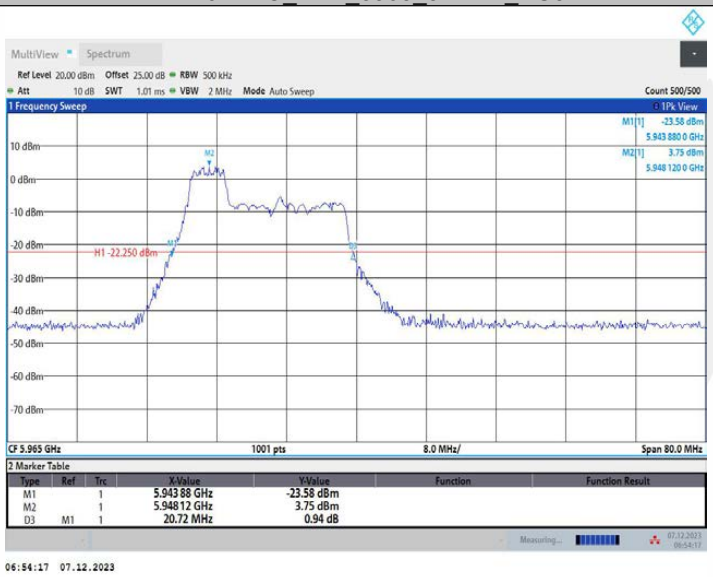

11AX40MIMO_Ant1_5965_106Tone_RU53

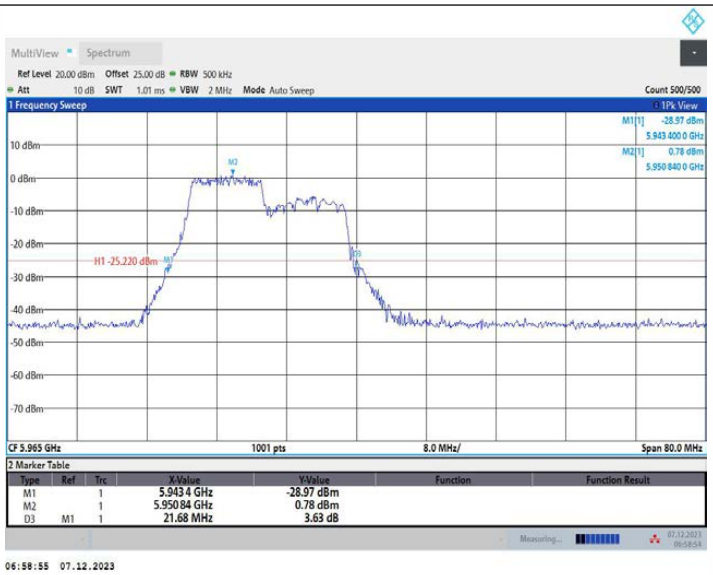

11AX40MIMO_Ant1_5965_242Tone_RU61

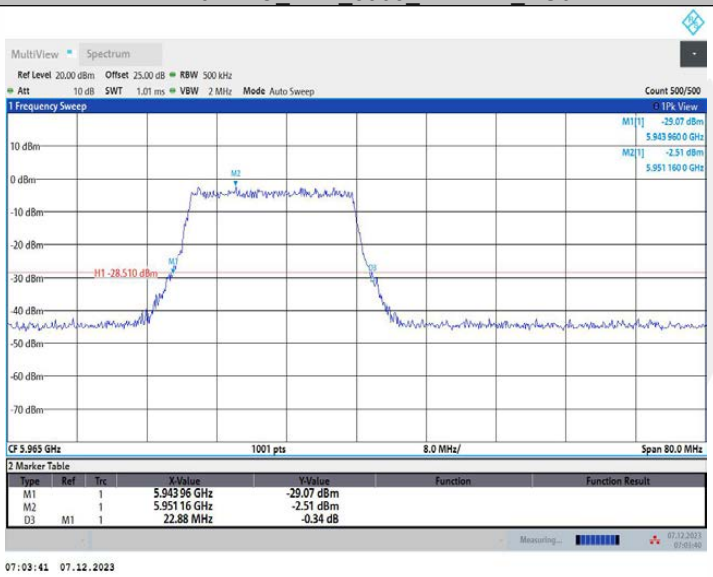

11AX40MIMO_Ant2_5965_26Tone_RU0

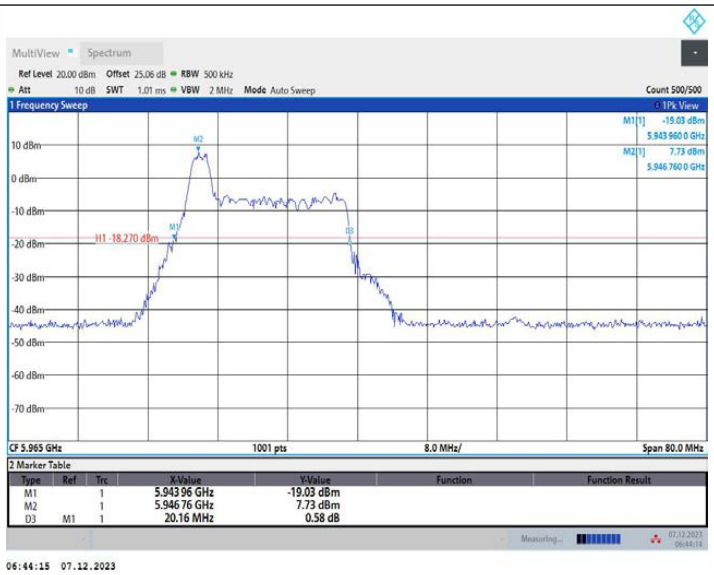

11AX40MIMO_Ant2_5965_52Tone_RU37

11AX40MIMO_Ant2_5965_106Tone_RU53

11AX40MIMO_Ant2_5965_242Tone_RU61

11AX40MIMO_Ant1_6165_26Tone_RU0

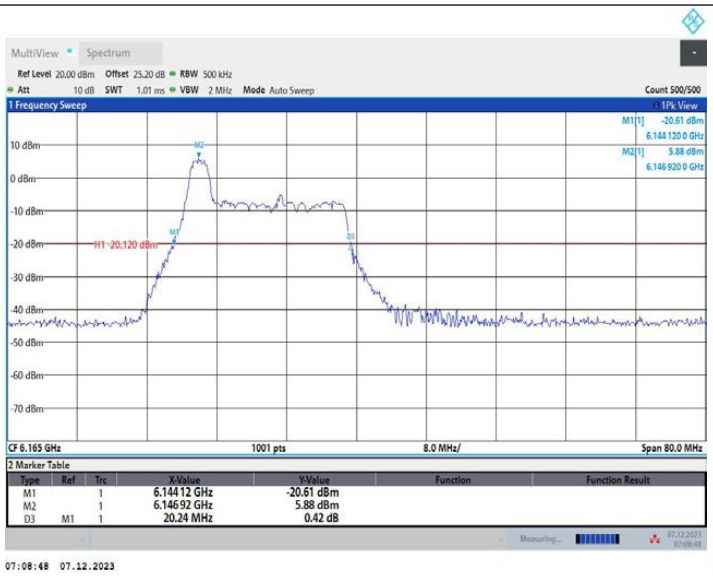

11AX40MIMO_Ant1_6165_52Tone_RU37

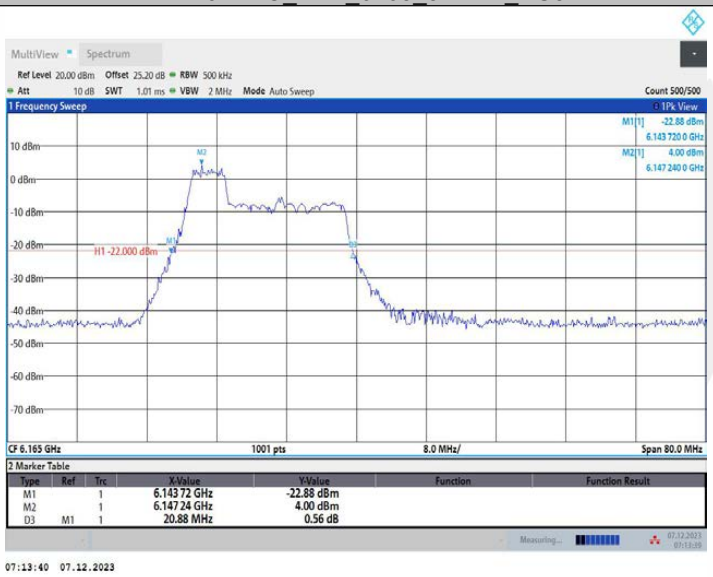

11AX40MIMO_Ant1_6165_106Tone_RU53

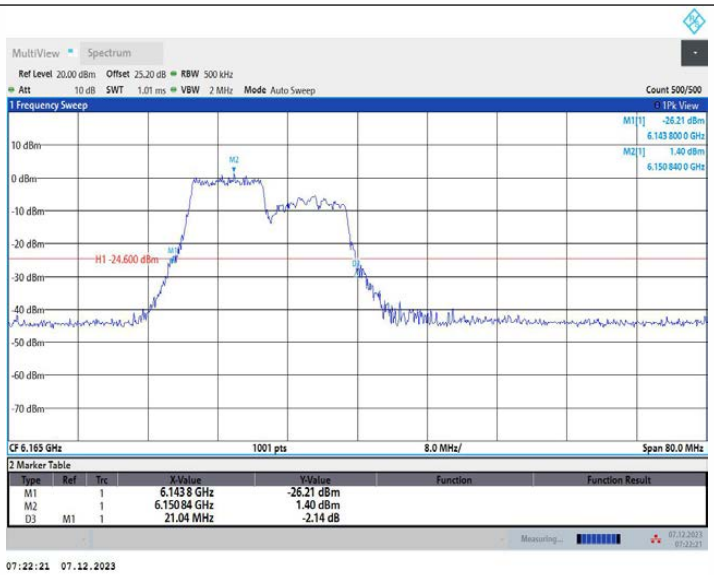

11AX40MIMO_Ant1_6165_242Tone_RU61

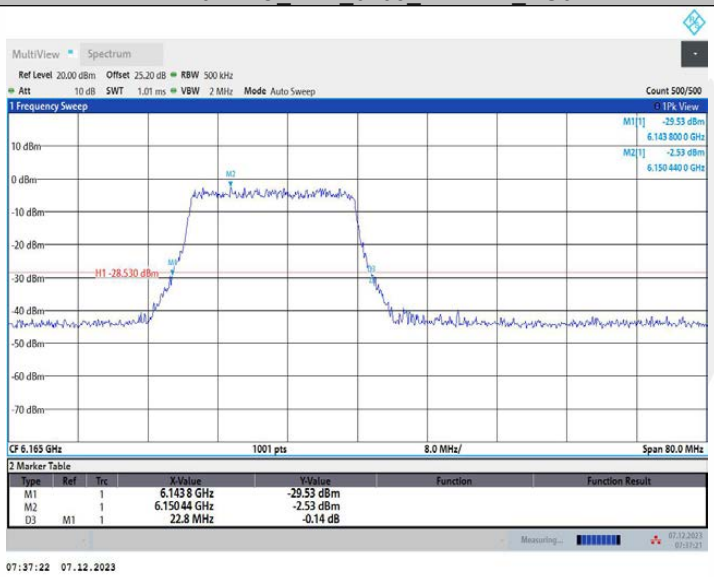

11AX40MIMO_Ant2_6165_26Tone_RU0

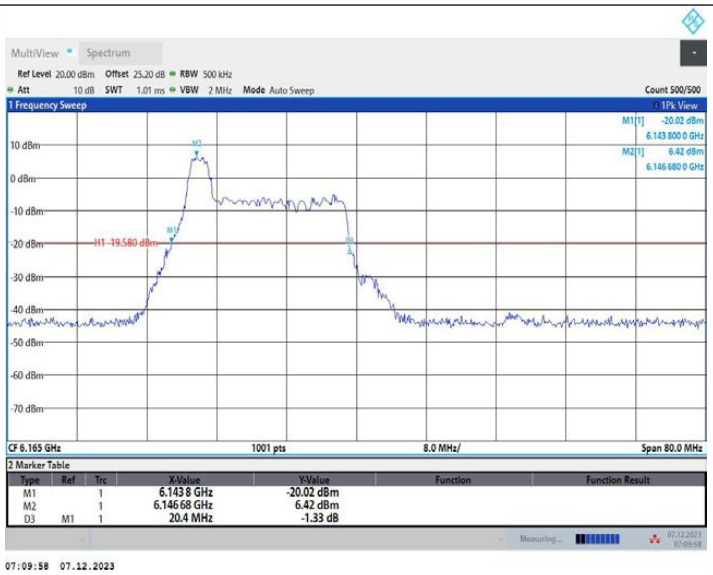

11AX40MIMO_Ant2_6165_52Tone_RU37

11AX40MIMO_Ant2_6165_106Tone_RU53

11AX40MIMO_Ant2_6165_242Tone_RU61

11AX40MIMO_Ant1_6405_26Tone_RU0

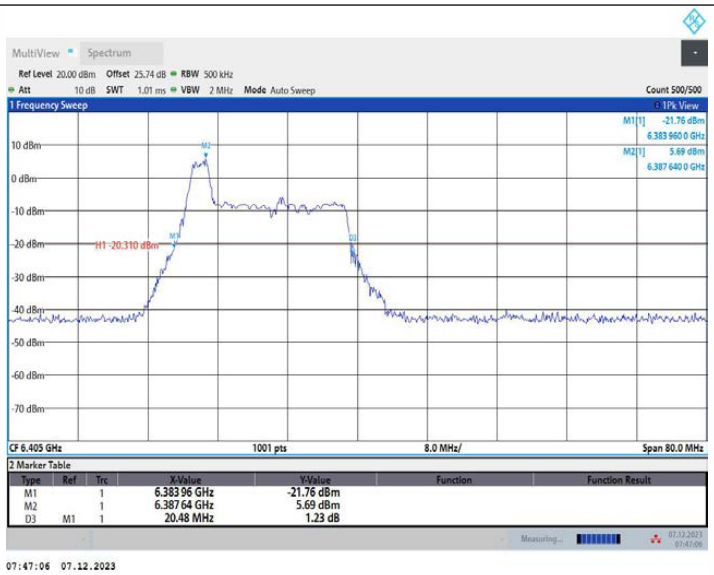

11AX40MIMO_Ant1_6405_52Tone_RU37

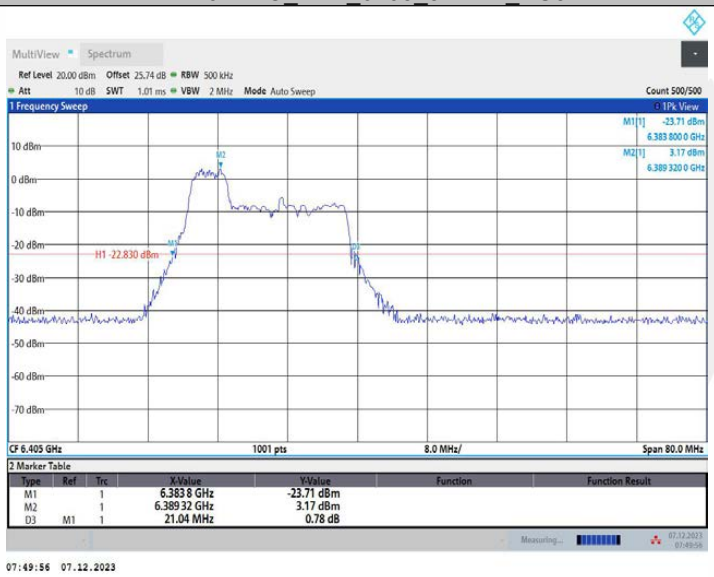

11AX40MIMO_Ant1_6405_106Tone_RU53

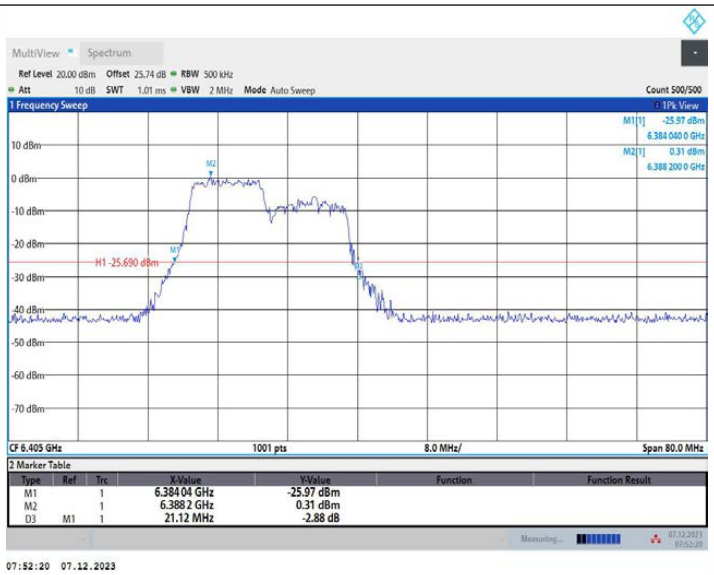

11AX40MIMO_Ant1_6405_242Tone_RU61

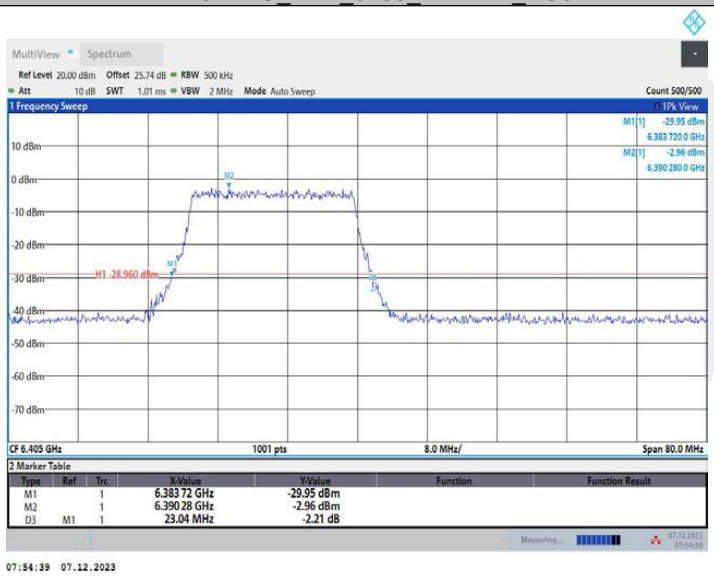

11AX40MIMO_Ant2_6405_26Tone_RU0

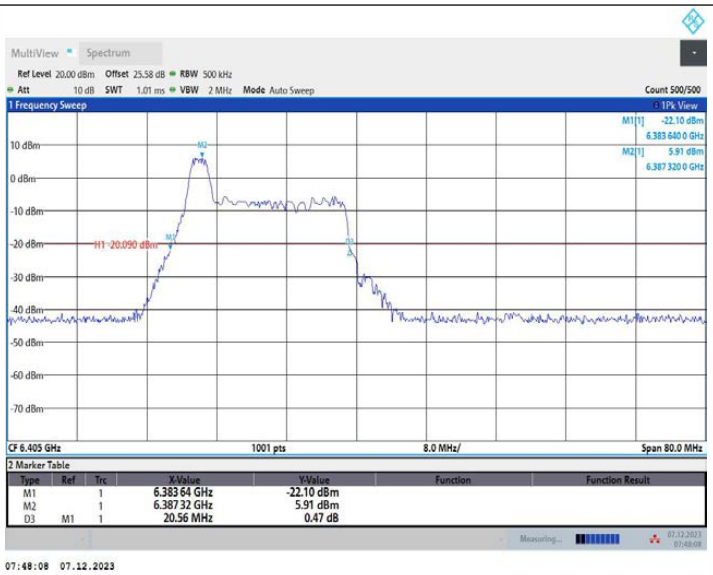

11AX40MIMO_Ant2_6405_52Tone_RU37

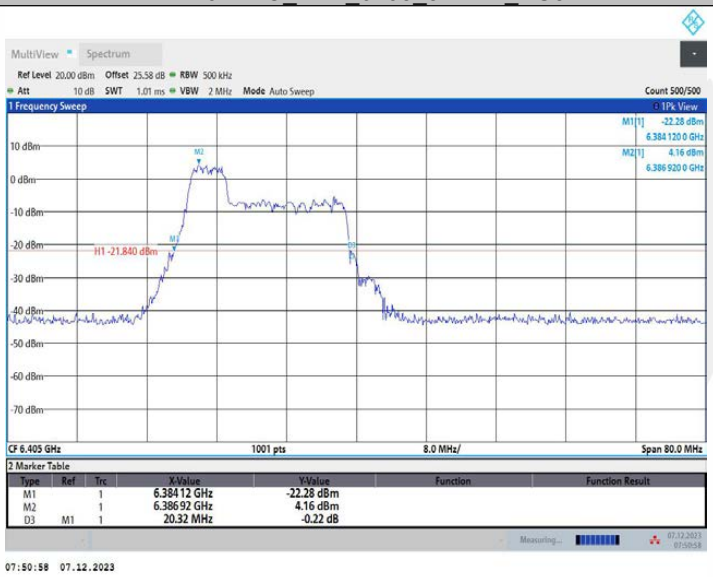

11AX40MIMO_Ant2_6405_106Tone_RU53

11AX40MIMO_Ant2_6405_242Tone_RU61

11AX40MIMO_Ant1_6445_26Tone_RU0

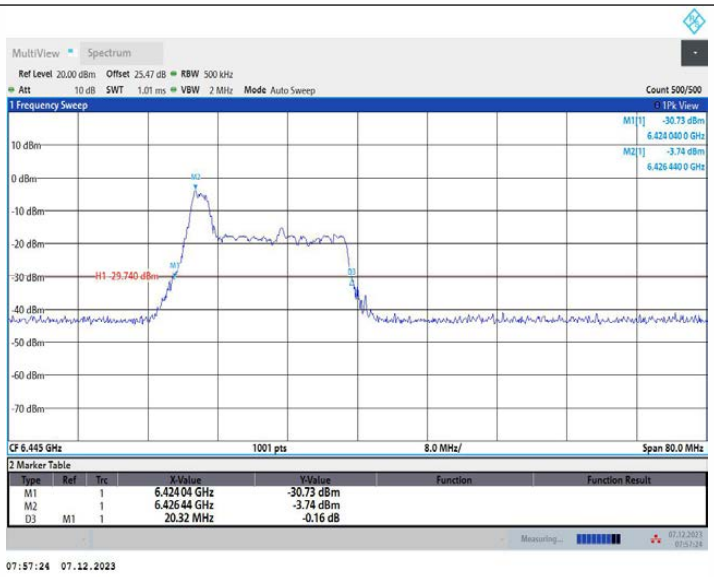

11AX40MIMO_Ant1_6445_52Tone_RU37

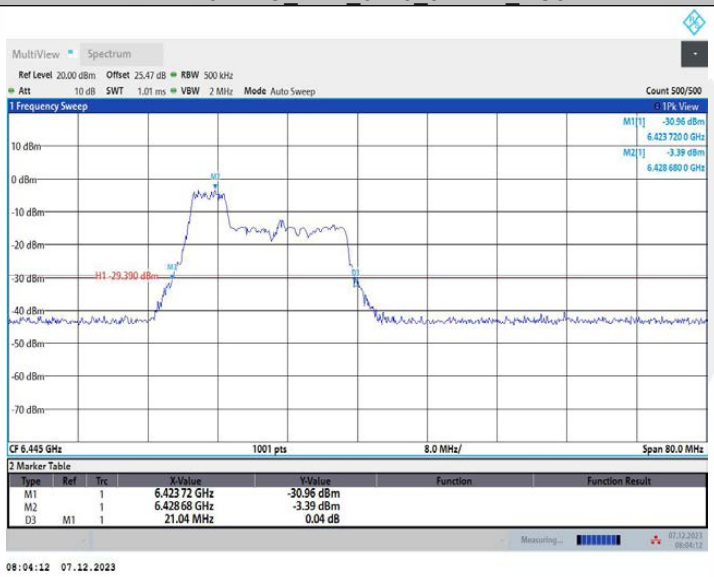

11AX40MIMO_Ant1_6445_106Tone_RU53

11AX40MIMO_Ant1_6445_242Tone_RU61

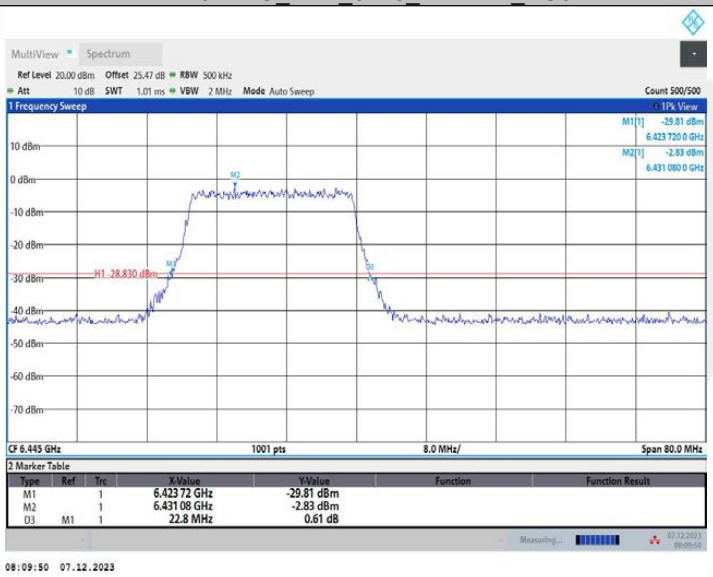

11AX40MIMO_Ant2_6445_26Tone_RU0