FCC 47 CFR PART 15 SUBPART E

CERTIFICATION TEST REPORT

For

Tablet PC

MODEL No.: xTablet A1150

FCC ID: O86A1150

Trade Mark: MobileDemand

REPORT NO.: ES180507073W04

ISSUE DATE: July 18, 2018

Prepared for

MobileDemand, L.C.

1501 Boyson Sq Dr, Ste 101 Hiawatha, Iowa, 52233, United States

Prepared by

EMTEK(SHENZHEN) CO., LTD.

Bldg 69, Majialong Industry Zone, Nanshan District,
Shenzhen, Guangdong, China
TEL: 86-755-26954280
FAX: 86-755-26954282

1 TEST RESULT CERTIFICATION

Applicant:	MobileDemand, L.C. 1501 Boyson Sq Dr, Ste 101 Hiawatha, Iowa, 52233, United States
Manufacturer:	MobileDemand, L.C. No.88 East Qianjin Road, Kunshan city, Jiangsu province, China
Product Description:	Tablet PC
Model Number:	xTablet A1150
Trade Mark:	MobileDemand

Measurement Procedure Used:

APPLICABLE STANDARDS	
STANDARD	**TEST RESULT**
FCC 47 CFR Part 2, Subpart J FCC 47 CFR Part 15, Subpart E	**PASS**

The above equipment was tested by EMTEK(SHENZHEN) CO., LTD.. The test data, data evaluation, test procedures, and equipment configurations shown in this report were made in accordance with the procedures given in ANSI C63.10 (2013) and the energy emitted by the sample EUT tested as described in this report is in compliance with the requirements of FCC Rules Part 2 and Part 15.407

The test results of this report relate only to the tested sample identified in this report.

Date of Test : June 01, 2018 to July 18, 2018

Prepared by : Sevin Li/Editor

Reviewer : Joe Xia/Supervisor

Approve & Authorized Signer : Lisa Wang/Manager

EMTEK (SHENZHEN) CO., LTD. TESTING

TABLE OF CONTENTS

1 TEST RESULT CERTIFICATION 2

2 EUT TECHNICAL DESCRIPTION 4

3 SUMMARY OF TEST RESULT 6

4 TEST METHODOLOGY 7

4.1 GENERAL DESCRIPTION OF APPLIED STANDARDS 7
4.2 MEASUREMENT EQUIPMENT USED 7
4.3 DESCRIPTION OF TEST MODES 8

5 FACILITIES AND ACCREDITATIONS 13

5.1 FACILITIES 13
5.2 LABORATORY ACCREDITATIONS AND LISTINGS 13

6 TEST SYSTEM UNCERTAINTY 14

7 SETUP OF EQUIPMENT UNDER TEST 15

7.1 RADIO FREQUENCY TEST SETUP 15
7.2 RADIO FREQUENCY TEST SETUP 15
7.3 CONDUCTED EMISSION TEST SETUP 17
7.4 BLOCK DIAGRAM CONFIGURATION OF TEST SYSTEM 18
7.5 SUPPORT EQUIPMENT 18

8 TEST REQUIREMENTS 19

8.1 BANDWIDTH MEASUREMENT 19
8.2 MAXIMUM CONDUCTED OUTPUT POWER 116
8.3 MAXIMUM PEAK POWER DENSITY 126
8.4 FREQUENCY STABILITY 205
8.5 UNDESIRABLE RADIATED SPURIOUS EMISSION 226
8.6 POWER LINE CONDUCTED EMISSIONS 251
8.7 ANTENNA APPLICATION 254

2 EUT TECHNICAL DESCRIPTION

Characteristics	Description			
IEEE 802.11 WLAN Mode Supported	☒802.11a(20MHz channel bandwidth) ☒802.11b(20MHz channel bandwidth) ☒802.11g(20MHz channel bandwidth) ☒802.11n(20MHz channel bandwidth) ☒802.11n(40MHz channel bandwidth) ☒802.11ac(20MHz channel bandwidth) ☒802.11ac(40MHz channel bandwidth) ☒802.11ac(80MHz channel bandwidth)			
Data Rate	802.11 b:1,2,5.5,11Mbps; 802.11 g/a:6,9,12,18,24,36,48,54Mbps; 802.11n(HT20)/ac(HT20): MCS0-MCS15; 802.11n(HT40): MCS0-MCS15; 802.11ac(HT40):MCS0-MCS15; 802.11ac(VHT80):MCS0-MCS15;			
Modulation	OFDM with BPSK/QPSK/16QAM/64QAM/256QAM for 802.11a/g/n; DSSS with DBPSK/DQPSK/CCK for 802.11b;			
Operating Frequency Range	WIFI 5G Band	Mode	Frequency Range(MHz)	Number of channels
	UNII Band I	802.11a/n(HT20)/ac(VHT20)	5180-5240	4
		802.11n(HT40)/ac(VHT40)	5190-5230	2
		802.11 ac(VHT80)	5210	1
	UNII Band II-A	802.11a/n(HT20)/ac(VHT20)	5260-5320	4
		802.11n(HT40)/ac(VHT40)	5270-5310	2
		802.11 ac(VHT80)	5290	1
	UNII Band II-C	802.11a/n(HT20)/ac(VHT20)	5500-5700	11
		802.11n(HT40)/ac(VHT40)	5510-5670	5
		802.11 ac(VHT80)	5530-5610	2
	UNII Band III	802.11a/n(HT20)/ac(VHT20)	5745-5825	5
		802.11n(HT40)/ac(VHT40)	5755-5795	2
		802.11 ac(VHT80)	5775	1
Antenna Type	Antenna 0: FPC antenna Antenna 1: FPC antenna			
Smart system	☒SISO ☒MIMO			
Antenna Gain	Antenna 0 5150-5350: 2.86dBi 5500-5700: 3.21dBi 5725-5850: 3.34dBi Antenna 1 5150-5350: 2.65dBi			

	5500-5700: 2.98dBi 5725-5850: 3.12dBi
Direction Gain	5150-5350: 5.77dBi 5500-5700: 6.11dBi 5725-5850: 6.24dBi
Power supply	☒DC 3.7V internal rechargeable lithium battery ☒DC 19V from Adapter
	☒Adapter: Model: ADP-65JH HB INPUT: 100-240V~ 1.5A 50-60Hz OUTPUT: DC 19V, 3.42A
Battery information	Rating: DC 3.7V, 10800mAh, 39.96Wh

Note: *for more details, please refer to the User's manual of the EUT.*

3 SUMMARY OF TEST RESULT

FCC Part Clause	Test Parameter	Verdict	Remark
15.407 (a) 15.407 (e)	99% , 6dB and 26dB Bandwidth	PASS	
15.407 (a)	Maximum Conducted Output Power	PASS	
15.407 (a)	Peak Power Spectral Density	PASS	
15.407 (b)	Radiated Spurious Emission	PASS	
15.407(g)	Frequency Stability	PASS	
15.407 (b)(6) 15.207	Power Line Conducted Emission	PASS	
15.407(a) 15.203	Antenna Application	PASS	
NOTE1: N/A (Not Applicable) NOTE2: According to FCC OET KDB 789033 D02 General UNII Test Procedures New Rules v02r01, In addition, the radiated test is also performed to ensure the emissions emanating from the device cabinet also comply with the applicable limits.			

RELATED SUBMITTAL(S) / GRANT(S):

This submittal(s) (test report) is intended for FCC ID: O86A1150 filing to comply with Section 15.407 of the FCC Part 15, Subpart E Rules.

4 TEST METHODOLOGY

4.1 GENERAL DESCRIPTION OF APPLIED STANDARDS

According to its specifications, the EUT must comply with the requirements of the following standards:
FCC 47 CFR Part 2, Subpart J
FCC 47 CFR Part 15, Subpart E
KDB 789033 D02 General UNII Test Procedures New Rules v02r01
FCC KDB 662911 D01 Multiple Transmitter Output v02r01
FCC KDB 662911 D02 MIMO With Cross Polarized Antenna V01

4.2 MEASUREMENT EQUIPMENT USED

4.2.1 Conducted Emission Test Equipment

EQUIPMENT TYPE	MFR	MODEL NUMBER	SERIAL NUMBER	LASTCAL.	DUE CAL.
Test Receiver	Rohde & Schwarz	ESCI	26115-010-0027	May 19, 2018	May 18, 2019
L.I.S.N.	Rohde & Schwarz	ENV216	101161	May 19, 2018	May 18, 2019
50Ω Coaxial Switch	Anritsu	MP59B	6100175589	May 20, 2018	May 19, 2019
Voltage Probe	Rohde & Schwarz	ESH2-Z3	100122	May 20, 2018	May 19, 2019
Pulse Limiter	Rohde & Schwarz	ESH3-Z2	100006	May 19, 2018	May 18, 2019
I.S.N	Teseq GmbH	ISN T800	30327	May 20, 2018	May 19, 2019

4.2.2 Radiated Emission Test Equipment

EQUIPMENT TYPE	MFR	MODEL NUMBER	SERIAL NUMBER	LAST CAL.	DUE CAL.
EMI Test Receiver	Rohde & Schwarz	ESU	1302.6005.26	May 20, 2018	May 19, 2019
Pre-Amplifier	HP	8447F	2944A07999	May 19, 2018	May 18, 2019
Bilog Antenna	Schwarzbeck	VULB9163	142	May 19, 2018	May 18, 2019
Loop Antenna	ARA	PLA-1030/B	1029	May 19, 2018	May 18, 2019
Horn Antenna	Schwarzbeck	BBHA 9170	BBHA9170399	May 20, 2018	May 19, 2019
Horn Antenna	Schwarzbeck	BBHA 9120	D143	May 19, 2018	May 18, 2019
Cable	Schwarzbeck	AK9513	ACRX1	May 20, 2018	May 19, 2019
Cable	Rosenberger	N/A	FP2RX2	May 20, 2018	May 19, 2019
Cable	Schwarzbeck	AK9513	CRPX1	May 20, 2018	May 19, 2019
Cable	Schwarzbeck	AK9513	CRRX2	May 20, 2018	May 19, 2019

4.2.3 Radio Frequency Test Equipment

EQUIPMENT TYPE	MFR	MODEL NUMBER	SERIAL NUMBER	LASTCAL.	DUE CAL.
Spectrum Analyzer	Agilent	E4407B	88156318	May 20, 2018	May 19, 2019
Signal Analyzer	Agilent	N9010A	My53470879	May 20, 2018	May 19, 2019
Power meter	Anritsu	ML2495A	0824006	May 20, 2018	May 19, 2019
Power sensor	Anritsu	MA2411B	0738172	May 20, 2018	May 19, 2019

Remark: *Each piece of equipment is scheduled for calibration once a year.*

4.3 DESCRIPTION OF TEST MODES

The EUT has been tested under its typical operating condition.
The EUT configuration for testing is installed on RF field strength measurement to meet the Commissions requirement and operating in a manner which intends to maximize its emission characteristics in a continuous normal application.

The Transmitter was operated in the normal operating mode. The TX frequency was fixed which was for the purpose of the measurements.

Test of channel included the lowest and middle and highest frequency to perform the test, then record on this report.

Those data rates (☒802.11a: 6 Mbps; ☒802.11n (HT20): MCS0; ☒802.11n (HT20): MCS15; ☒802.11n (HT40): MCS0; ☒802.11n (HT40): MCS15; ☒802.11ac (HT20): MCS0; ☒802.11ac (HT20): MCS15; ☒802.11ac (HT40): MCS0; ☒802.11ac (HT40): MCS15; ☒802.11ac (HT80): MCS0; ☒802.11ac (HT80): MCS15;) were used for all test.

Pre-defined engineering program for regulatory testing used to control the EUT for staying in continuous transmitting and receiving mode is programmed.

☒Wifi 5G with UNII Band I

Frequency and Channel list for 802.11a/n(HT20)/ac(VHT20):

Channel	Frequency (MHz)	Channel	Frequency (MHz)	Channel	Frequency (MHz)
36	5180	44	5220		
40	5200	48	5240		

Frequency and Channel list for 802.11n(HT40)/ac(VHT40):

Channel	Frequency (MHz)	Channel	Frequency (MHz)	Channel	Frequency (MHz)
38	5190				
46	5230				

Frequency and Channel list for 802.11ac(VHT80):

Channel	Frequency (MHz)	Channel	Frequency (MHz)	Channel	Frequency (MHz)
42	5210				

Test Frequency and Channel for 802.11a/n(HT20)/ac(VHT20):

Lowest Frequency		Middle Frequency		Highest Frequency	
Channel	Frequency (MHz)	Channel	Frequency (MHz)	Channel	Frequency (MHz)
36	5180	40	5200	48	5240

Test Frequency and channel for 802.11n (VHT40)/ac(VHT40):

Lowest Frequency		Middle Frequency		Highest Frequency	
Channel	Frequency (MHz)	Channel	Frequency (MHz)	Channel	Frequency (MHz)
38	5190	N/A	N/A	46	5230

Test Frequency and channel for 802.11ac (HT80):

Lowest Frequency		Middle Frequency		Highest Frequency	
Channel	Frequency (MHz)	Channel	Frequency (MHz)	Channel	Frequency (MHz)
42	5210	N/A	N/A	N/A	N/A

☒Wifi 5G with UNII Band II-A

Frequency and Channel list for 802.11a/n(HT20)/ac(VHT20):

Channel	Frequency (MHz)	Channel	Frequency (MHz)	Channel	Frequency (MHz)
52	5260	60	5300		
56	5280	64	5320		

Frequency and Channel list for 802.11n(VHT40)/ac(VHT40):

Channel	Frequency (MHz)	Channel	Frequency (MHz)	Channel	Frequency (MHz)
54	5270				
62	5310				

Frequency and Channel list for 802.11ac(VHT80):

Channel	Frequency (MHz)	Channel	Frequency (MHz)	Channel	Frequency (MHz)
58	5290				

Test Frequency and Channel for 802.11a/n(HT20)/ac(VHT20):

Lowest Frequency		Middle Frequency		Highest Frequency	
Channel	Frequency (MHz)	Channel	Frequency (MHz)	Channel	Frequency (MHz)
52	5260	56	5280	64	5320

Test Frequency and channel for 802.11n(HT40)/ac(VHT40):

Lowest Frequency		Middle Frequency		Highest Frequency	
Channel	Frequency (MHz)	Channel	Frequency (MHz)	Channel	Frequency (MHz)
54	5270	N/A	N/A	62	5310

Test Frequency and channel for 802.11ac(VHT80):

Lowest Frequency		Middle Frequency		Highest Frequency	
Channel	Frequency (MHz)	Channel	Frequency (MHz)	Channel	Frequency (MHz)
58	5290	N/A	N/A	N/A	N/A

☒Wifi 5G with UNII Band II-C

Frequency and Channel list for 802.11a/n(HT20)/ac(VHT20):

Channel	Frequency (MHz)	Channel	Frequency (MHz)	Channel	Frequency (MHz)
100	5500	116	5580	132	5660
104	5520	120	5600	136	5680
108	5540	124	5620	140	5700
112	5560	128	5640		

Frequency and Channel list for 802.11n(VHT40)/ac(VHT40):

Channel	Frequency (MHz)	Channel	Frequency (MHz)	Channel	Frequency (MHz)
102	5510	126	5630		
110	5550	134	5670		
118	5590				

Frequency and Channel list for 802.11ac(VHT80):

Channel	Frequency (MHz)	Channel	Frequency (MHz)	Channel	Frequency (MHz)
106	5530				
122	5610				

Test Frequency and Channel for 802.11a/n(HT20)/ac(VHT20):

Lowest Frequency		Middle Frequency		Highest Frequency	
Channel	Frequency (MHz)	Channel	Frequency (MHz)	Channel	Frequency (MHz)
100	5500	120	5600	140	5700

Test Frequency and channel for 802.11n(VHT40)/ac(VHT40):

Lowest Frequency		Middle Frequency		Highest Frequency	
Channel	Frequency (MHz)	Channel	Frequency (MHz)	Channel	Frequency (MHz)
102	5510	118	5590	134	5670

Test Frequency and channel for 802.11ac(VHT80):

Lowest Frequency		Middle Frequency		Highest Frequency	
Channel	Frequency (MHz)	Channel	Frequency (MHz)	Channel	Frequency (MHz)
106	5530	N/A	N/A	122	5610

☒ Wifi 5G with UNII Band III

Frequency and Channel list for 802.11a/n(HT20)/ac(VHT20):

Channel	Frequency (MHz)	Channel	Frequency (MHz)	Channel	Frequency (MHz)
149	5745	157	5785	165	5825
153	5765	161	5805		

Frequency and Channel list for 802.11n(HT40)/ac(VHT40):

Channel	Frequency (MHz)	Channel	Frequency (MHz)	Channel	Frequency (MHz)
151	5755				
159	5795				

Frequency and Channel list for 802.11ac(VHT80):

Channel	Frequency (MHz)	Channel	Frequency (MHz)	Channel	Frequency (MHz)
155	5775				

Test Frequency and Channel for 802.11a/n(HT20)/ac(VHT20):

Lowest Frequency		Middle Frequency		Highest Frequency	
Channel	Frequency (MHz)	Channel	Frequency (MHz)	Channel	Frequency (MHz)
149	5745	157	5785	165	5825

Test Frequency and channel for 802.11n(HT40)/ac(VHT40):

Lowest Frequency		Middle Frequency		Highest Frequency	
Channel	Frequency (MHz)	Channel	Frequency (MHz)	Channel	Frequency (MHz)
151	5755	N/A	N/A	159	5795

Test Frequency and channel for 802.11ac(VHT80):

Lowest Frequency		Middle Frequency		Highest Frequency	
Channel	Frequency (MHz)	Channel	Frequency (MHz)	Channel	Frequency (MHz)
155	5775				

5 FACILITIES AND ACCREDITATIONS

5.1 FACILITIES

All measurement facilities used to collect the measurement data are located at

Bldg 69, Majialong Industry Zone District, Nanshan District, Shenzhen, China
The sites are constructed in conformance with the requirements of ANSI C63.7, ANSI C63.10 and CISPR Publication 22.

5.2 LABORATORY ACCREDITATIONS AND LISTINGS

Site Description

EMC Lab.	:	Accredited by CNAS,2016.10.24 The certificate is valid until 2022.10.28 The Laboratory has been assessed and proved to be in compliance with CNAS-CL01:2006 (identical to ISO/IEC 17025:2005) The Certificate Registration Number is L2291. Accredited by TUV Rheinland Shenzhen 2016.5.19 The Laboratory has been assessed according to the requirements ISO/IEC 17025. Accredited by FCC, August 03, 2017 Designation Number: CN1204 Test Firm Registration Number: 882943 Accredited by A2LA, July 31, 2017 The Certificate Registration Number is 4321.01. Accredited by Industry Canada, November 24, 2015 The Certificate Registration Number is 4480A
Name of Firm	:	EMTEK(SHENZHEN) CO., LTD.
Site Location	:	Bldg 69, Majialong Industry Zone, Nanshan District, Shenzhen, Guangdong, China

6 TEST SYSTEM UNCERTAINTY

The following measurement uncertainty levels have been estimated for tests performed on the apparatus:

Parameter	Uncertainty
Radio Frequency	±1x10^-5
Maximum Peak Output Power Test	±1.0dB
Conducted Emissions Test	±2.0dB
Radiated Emission Test	±2.0dB
Power Density	±2.0dB
Occupied Bandwidth Test	±1.0dB
Band Edge Test	±3dB
All emission, radiated	±3dB
Antenna Port Emission	±3dB
Temperature	±0.5℃
Humidity	±3%

Measurement Uncertainty for a level of Confidence of 95%

7 SETUP OF EQUIPMENT UNDER TEST

7.1 RADIO FREQUENCY TEST SETUP

The WLAN component's antenna ports(s) of the EUT are connected to the measurement instrument per an appropriate attenuator. The EUT is controlled by PC/software to emit the specified signals for the purpose of measurements.

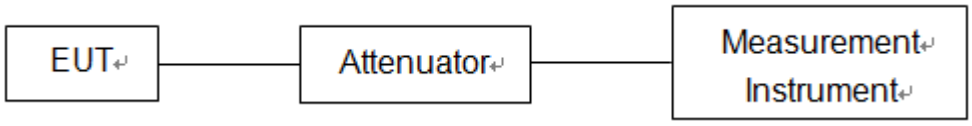

7.2 RADIO FREQUENCY TEST SETUP

The test site semi-anechoic chamber has met the requirement of NSA tolerance 4 dB according to the standards: ANSI C63.10. The test distance is 3m.The setup is according to the requirements in Section 13.1.4.1 of ANSI C63.10-2013 and CAN/CSA-CEI/IEC CISPR 22.

Below 30MHz：
The EUT is placed on a turntable 0.8 meters above the ground in the chamber, 3 meter away from the antenna (loop antenna). The Antenna should be positioned with its plane vertical at the specified distance from the EUT and rotated about its vertical axis for maximum response at each azimuth about the EUT. The center of the loop shall be 1 m above the ground. For certain applications, the loop antenna plane may also need to be positioned horizontally at the specified distance from the EUT.

Above 30MHz：
The EUT is placed on a turntable 0.8 meters above the ground in the chamber, 3 meter away from the antenna. The maximal emission value is acquired by adjusting the antenna height, polarisation and turntable azimuth. Normally, the height range of antenna is 1 m to 4 m, the azimuth range of turntable is 0° to 360°, and the receive antenna has two polarizations Vertical (V) and Horizontal (H).

Above 1GHz：
(Note: the FCC's permission to use 1.5m as an alternative per TCBC Conf call of Dec. 2, 2014.)
The EUT is placed on a turntable 1.5 meters above the ground in the chamber, 3 meter away from the antenna. The maximal emission value is acquired by adjusting the antenna height, polarisation and turntable azimuth. Normally, the height range of antenna is 1 m to 4 m, the azimuth range of turntable is 0° to 360°, and the receive antenna has two polarizations Vertical (V) and Horizontal (H).

(a) Radiated Emission Test Set-Up, Frequency Below 30MHz

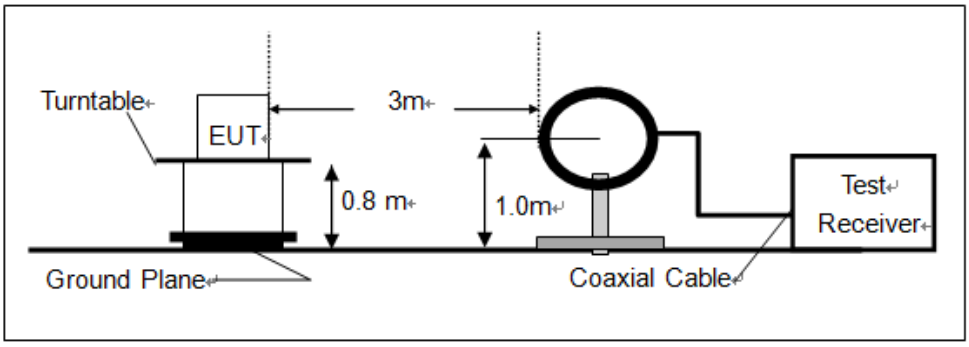

(b) Radiated Emission Test Set-Up, Frequency Below 1000MHz

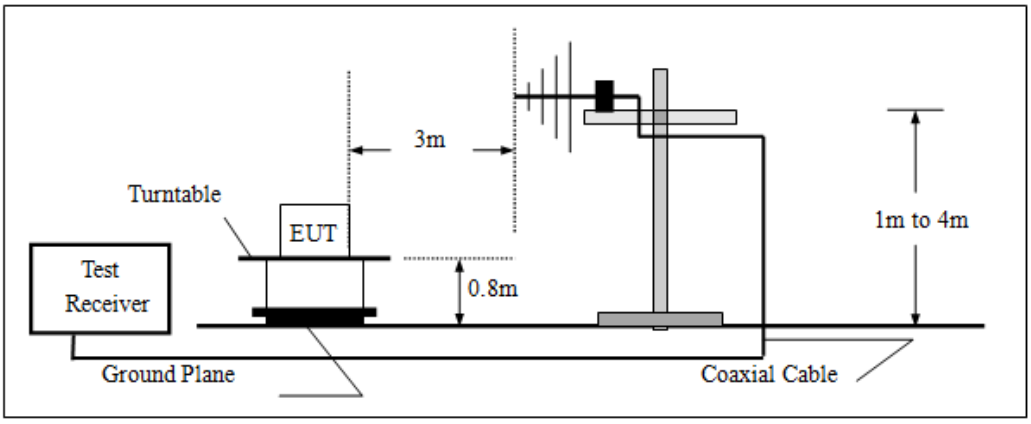

(c) Radiated Emission Test Set-Up, Frequency above 1000MHz

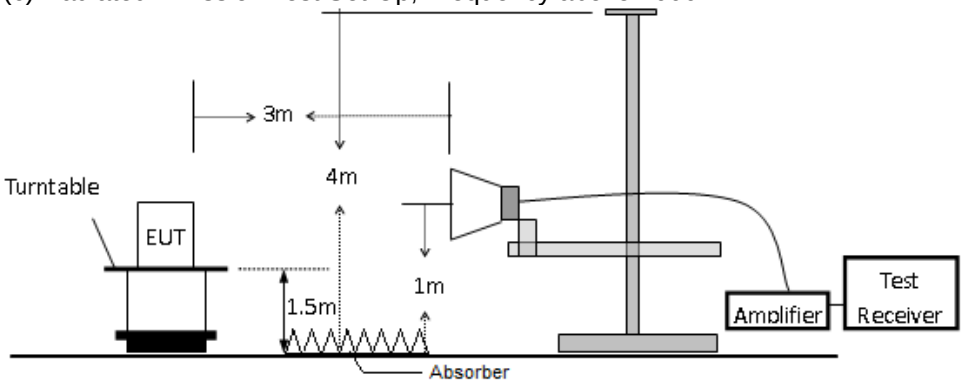

7.3 CONDUCTED EMISSION TEST SETUP

The mains cable of the EUT (maybe per AC/DC Adapter) must be connected to LISN. The LISN shall be placed 0.8 m from the boundary of EUT and bonded to a ground reference plane for LISN mounted on top of the ground reference plane. This distance is between the closest points of the LISN and the EUT. All other units of the EUT and associated equipment shall be at least 0.8m from the LISN.

Ground connections, where required for safety purposes, shall be connected to the reference ground point of the LISN and, where not otherwise provided or specified by the manufacturer, shall be of same length as the mains cable and run parallel to the mains connection at a separation distance of not more than 0.1 m.

According to the requirements in Section 13.1.4.1 of ANSI C63.10-2013 Conducted emissions from the EUT measured in the frequency range between 0.15 MHz and 30 MHz using CISPR Quasi-Peak and average detector mode.

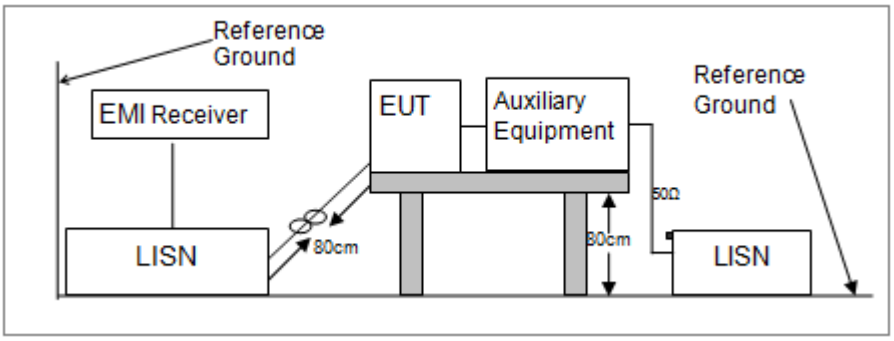

7.4 BLOCK DIAGRAM CONFIGURATION OF TEST SYSTEM

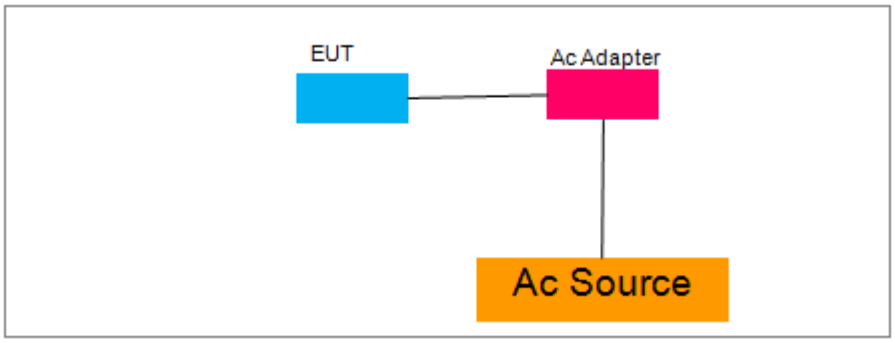

7.5 SUPPORT EQUIPMENT

Item	Equipment	Mfr/Brand	Model/Type No.	FCC ID	Series No.	Note
N/A	N/A	N/A	N/A	N/A	N/A	N/A

Notes:

1. *All the equipment/cables were placed in the worst-case configuration to maximize the emission during the test.*
2. *Grounding was established in accordance with the manufacturer's requirements and conditions for the intended use.*

8 TEST REQUIREMENTS

8.1 BANDWIDTH MEASUREMENT

8.1.1 Applicable Standard

According to FCC Part 15.407(a)(1) for UNII Band I
According to FCC Part 15.407(a)(2) for UNII Band II-A and UNII Band II-C
According to FCC Part 15.407(a)(3) for UNII Band III
According to FCC Part 15.407(e) for UNII Band III
According to 789033 D02 Section II(C)
According to 789033 D02 Section II(D)

8.1.2 Conformance Limit

No limit requirement.
The minimum 6 dB emission bandwidth of at least 500 KHz for the UNII Band III.

8.1.3 Test Configuration

Test according to clause 6.1 radio frequency test setup

8.1.4 Test Procedure

Connect the antenna port(s) to the spectrum analyzer input. Using the spectrum analyzer Channel Bandwidth mode, configure the spectrum analyzer as shown below

- The following procedure shall be used for measuring (26 dB) power bandwidth:

Center Frequency: test Frequency
Set RBW = approximately 1% of the emission bandwidth.
Set the VBW > RBW.
Detector = Peak.
Trace mode = max hold.
X dB Bandwidth: 26 dB
Measure the maximum width of the emission that is 26 dB down from the maximum of the emission. Compare this with the RBW setting of the analyzer. Readjust RBW and repeat measurement as needed until the RBW/EBW ratio is approximately 1%.

- Minimum Emission Bandwidth for the UNII Band III

Center Frequency: test Frequency
Set RBW = 100 kHz
Set VBW ≥ 3 · RBW
Detector = Peak
Trace mode = max hold
Sweep = auto couple
X dB Bandwidth: 6 dB
Note: The automatic bandwidth measurement capability of a spectrum analyzer or EMI receiver may be employed if it implements the functionality described above.

- The following procedure shall be used for measuring (99 %) power bandwidth:

Set center frequency to the nominal EUT channel center frequency.
Set span = 1.5 times to 5.0 times the OBW.
Set RBW = 1 % to 5 % of the OBW
Set VBW ≥ 3 · RBW
Video averaging is not permitted. Where practical, a sample detection and single sweep mode shall be used. Otherwise, peak detection and max hold mode (until the trace stabilizes) shall be used.
Use the 99 % power bandwidth function of the instrument (if available).
If the instrument does not have a 99 % power bandwidth function, the trace data points are recovered and directly summed in power units. The recovered amplitude data points, beginning at the lowest frequency, are placed in a running sum until 0.5 % of the total is reached; that frequency is recorded as the lower frequency. The process is repeated until 99.5 % of the total is reached; that frequency is recorded as the upper frequency. The 99% occupied bandwidth is the difference between these two frequencies.

8.1.5 Test Results

☒ 802.11a mode

Temperature : 28℃ Test By: King Kong
Humidity : 65 %

Band	Channel Number	Channel Freq. (MHz)	26dB EBW		99% OBW		Limit (MHz)	Verdict
			Ant0	Ant1	Ant0	Ant1		
UNII Band I	CH36	5180	20.180	21.064	16.743	16.743	N/A	N/A
	CH40	5200	20.619	20.619	16.743	16.703	N/A	N/A
	CH48	5240	20.659	20.579	16.703	16.663	N/A	N/A
UNII Band II-A	CH52	5260	21.259	20.779	16.823	20.663	N/A	N/A
	CH56	5280	21.698	20.899	16.863	16.743	N/A	N/A
	CH64	5320	20.420	20.460	16.623	16.623	N/A	N/A
UNII Band II-C	CH100	5500	20.659	20.539	16.623	16.663	N/A	N/A
	CH120	5600	20.300	20.619	16.583	16.743	N/A	N/A
	CH140	5700	20.659	20.619	16.623	16.663	N/A	N/A
UNII Band III	CH149	5745	20.779	20.460	16.663	16.703	N/A	N/A
	CH157	5785	20.420	20.420	16.703	16.703	N/A	N/A
	CH165	5825	21.818	20.939	16.703	16.823	N/A	N/A

Note:
N/A (Not Applicable)

☒ 802.11n(VHT20) mode

Temperature : 28℃ Test By: King Kong
Humidity : 65 %

Band	Channel Number	Channel Freq. (MHz)	26dB EBW		99% OBW		Limit (MHz)	Verdict
			Ant0	Ant1	Ant0	Ant1		
UNII Band I	CH36	5180	21.578	21.139	17.822	17.702	N/A	N/A
	CH40	5200	22.058	20.979	17.862	17.582	N/A	N/A
	CH48	5240	21.299	20.979	17.662	17.622	N/A	N/A
UNII Band II-A	CH52	5260	21.578	21.139	17.742	17.622	N/A	N/A
	CH56	5280	21.459	21.099	17.702	17.702	N/A	N/A
	CH64	5320	21.618	21.379	17.782	17.742	N/A	N/A
UNII Band II-C	CH100	5500	22.458	21.059	17.942	17.622	N/A	N/A
	CH120	5600	21.379	21.099	17.702	17.622	N/A	N/A
	CH140	5700	21.499	21.219	17.702	17.702	N/A	N/A
UNII Band III	CH149	5745	23.057	20.979	17.862	17.662	N/A	N/A
	CH157	5785	22.018	21.379	17.942	17.702	N/A	N/A
	CH165	5825	24.855	22.018	17.862	17.782	N/A	N/A

Note:
N/A (Not Applicable)

☒ 802.11ac(VHT20) mode

Temperature : 28℃ Test By: King Kong
Humidity : 65 %

Band	Channel Number	Channel Freq. (MHz)	26dB EBW		99% OBW		Limit (MHz)	Verdict
			Ant0	Ant1	Ant0	Ant1		
UNII Band I	CH36	5180	21.419	21.538	17.662	17.662	N/A	N/A
	CH40	5200	21.179	21.019	17.662	17.662	N/A	N/A
	CH48	5240	21.499	21.099	17.782	17.702	N/A	N/A
UNII Band II-A	CH52	5260	21.499	20.939	17.742	17.582	N/A	N/A
	CH56	5280	21.698	21.379	17.822	17.662	N/A	N/A
	CH64	5320	20.97	20.859	17.662	17.582	N/A	N/A
UNII Band II-C	CH100	5500	22.258	21.059	17.742	17.662	N/A	N/A
	CH120	5600	21.339	21.179	17.662	17.662	N/A	N/A
	CH140	5700	21.139	21.299	17.702	17.662	N/A	N/A
UNII Band III	CH149	5745	21.778	21.339	17.822	17.702	N/A	N/A
	CH157	5785	21.938	21.698	17.782	17.702	N/A	N/A
	CH165	5825	23.257	21.459	23.257	17.782	N/A	N/A
Note: N/A (Not Applicable)								

☒ 802.11n(VHT40) mode

Temperature : 28℃ Test By: King Kong
Humidity : 65 %

Band	Channel Number	Channel Freq. (MHz)	26dB EBW		99% OBW		Limit (MHz)	Verdict
			Ant0	Ant1	Ant0	Ant1		
UNII Band I	CH38	5190	42.677	41.479	36.523	36.204	N/A	N/A
	CH46	5230	41.958	41.999	36.284	36.444	N/A	N/A
UNII Band II-A	CH54	5270	42.438	42.198	36.444	36.364	N/A	N/A
	CH62	5310	41.958	42.118	36.444	36.444	N/A	N/A
UNII Band II-C	CH102	5510	42.837	41.718	36.523	36.284	N/A	N/A
	CH118	5590	41.798	42.118	36.284	36.204	N/A	N/A
	CH134	5670	42.837	42.278	36.603	36.284	N/A	N/A
UNII Band III	CH151	5755	42.198	42.438	36.603	36.364	N/A	N/A
	CH159	5795	43.876	41.958	36.364	36.364	N/A	N/A
Note: N/A (Not Applicable)								

☒ 802.11ac(VHT40) mode

Temperature : 28℃ Test By: King Kong
Humidity : 65 %

Band	Channel Number	Channel Freq. (MHz)	26dB EBW		99% OBW		Limit (MHz)	Verdict
			Ant0	Ant1	Ant0	Ant1		
UNII Band I	CH38	5190	41.638	41.798	36.364	36.284	N/A	N/A
	CH46	5230	42.038	42.358	36.364	36.284	N/A	N/A
UNII Band II-A	CH54	5270	42.757	41.638	36.444	36.364	N/A	N/A
	CH62	5310	41.598	42.517	36.284	36.523	N/A	N/A
UNII Band II-C	CH102	5510	42.917	42.198	36.523	36.284	N/A	N/A
	CH118	5590	42.597	41.718	36.523	36.364	N/A	N/A
	CH134	5670	42.364	41.798	36.364	36.284	N/A	N/A
UNII Band III	CH151	5755	41.798	42.597	36.204	36.364	N/A	N/A
	CH159	5795	42.837	41.638	36.523	36.364	N/A	N/A
Note: N/A (Not Applicable)								

☒ 802.11ac(VHT80) mode

Temperature : 28℃ Test Date : May 04, 2017
Humidity : 65 % Test By: King Kong

Band	Channel Number	Channel Freq. (MHz)	26dB EBW		99% OBW		Limit (MHz)	Verdict
			Ant0	Ant1	Ant0	Ant1		
UNII Band I	CH42	5210	79.44	80.4	75.445	75.283	N/A	N/A
UNII Band II-A	CH58	5290	81.84	81.52	75.924	75.604	N/A	N/A
UNII Band II-C	CH106	5530	79.92	80.24	75.604	75.445	N/A	N/A
	CH122	5610	79.60	80.72	75.604	75.285	N/A	N/A
UNII Band III	CH155	5775	81.84	80.72	75.604	75.285	N/A	N/A

Note:
N/A (Not Applicable)

☒ UNII Band III

Temperature : 28℃ Test Date : May 04, 2017
Humidity : 65 % Test By: King Kong

Operation Mode	Channel Number	Channel Freq. (MHz)	6dB EBW		Limit (MHz)	Verdict
			Ant0	Ant1		
802.11a	CH149	5745	16.304	16.344	500	PASS
	CH157	5785	16.264	16.304	500	PASS
	CH165	5825	16.304	16.304	500	PASS
802.11n (VHT20)	CH149	5745	16.903	16.623	500	PASS
	CH157	5785	16.863	16.943	500	PASS
	CH165	5825	16.663	16.503	500	PASS
802.11ac (VHT20)	CH149	5745	16.903	16.663	500	PASS
	CH157	5785	17.023	16.783	500	PASS
	CH165	5825	16.903	16.503	500	PASS
802.11n (VHT40)	CH151	5755	35.644	35.485	500	PASS
	CH159	5795	35.485	35.485	500	PASS
802.11ac (VHT40)	CH151	5755	35.884	35.245	500	PASS
	CH159	5795	35.564	35.724	500	PASS
802.11ac (VHT80)	CH155	5775	74.97	75.12	500	PASS

Note:
N/A (Not Applicable)

A. Antenna 0

Emission Bandwidth&99% Occupied Bandwidth		UNII Band I	
Test Model	802.11a	Frequency(MHz)	5180

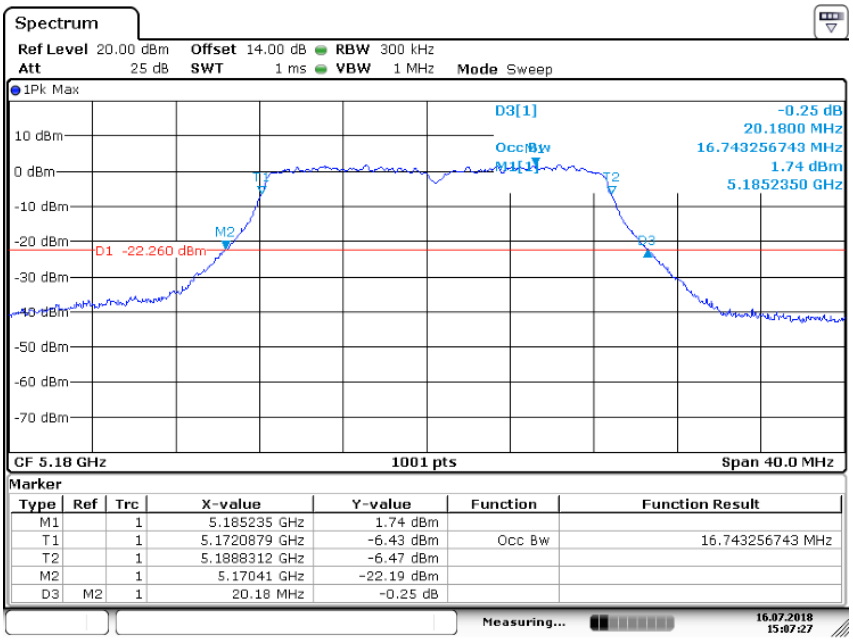

Date: 16.JUL.2018 15:07:27

Emission Bandwidth&99% Occupied Bandwidth		UNII Band I	
Test Model	802.11a	Frequency(MHz)	5200

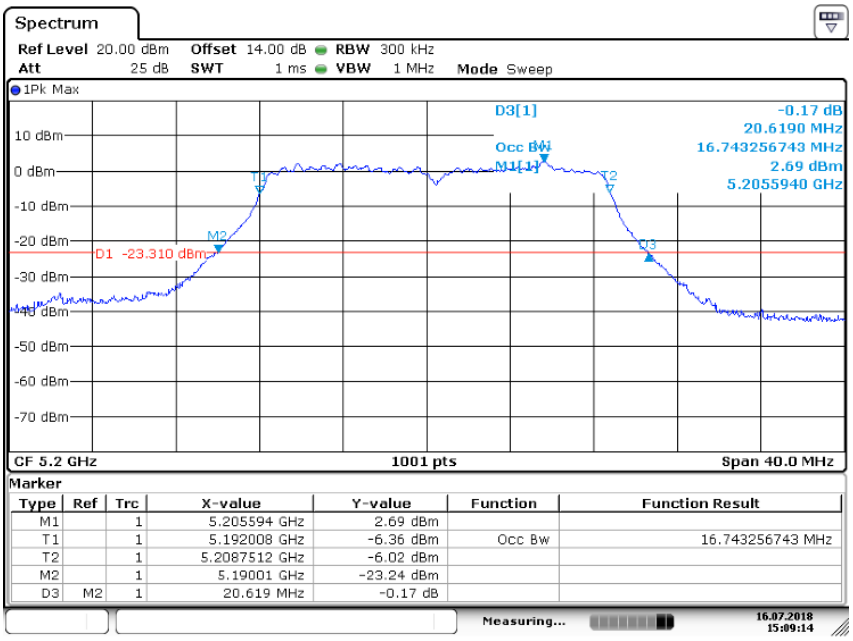

Date: 16.JUL.2018 15:09:14

Emission Bandwidth&99% Occupied Bandwidth		UNII Band I	
Test Model	802.11a	Frequency(MHz)	5240

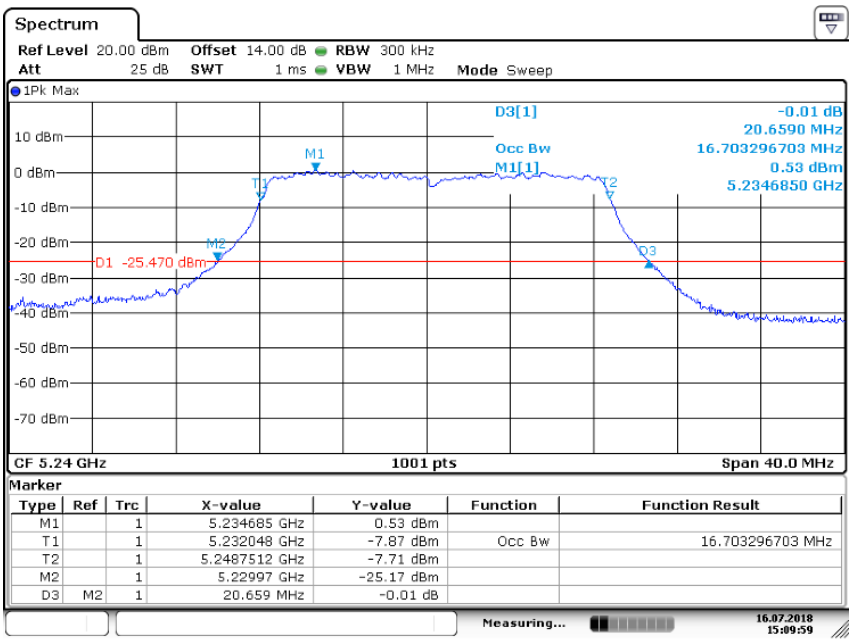

Date: 16.JUL.2018 15:09:59

Emission Bandwidth&99% Occupied Bandwidth		UNII Band II-A	
Test Model	802.11a	Frequency(MHz)	5260

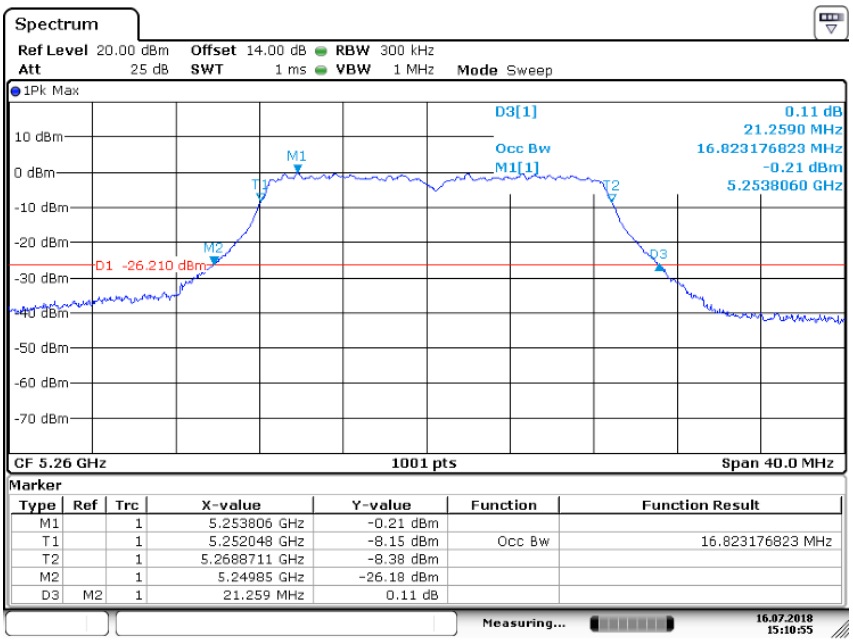

Date: 16.JUL.2018 15:10:54

Emission Bandwidth&99% Occupied Bandwidth		UNII Band II-A	
Test Model	802.11a	Frequency(MHz)	5280

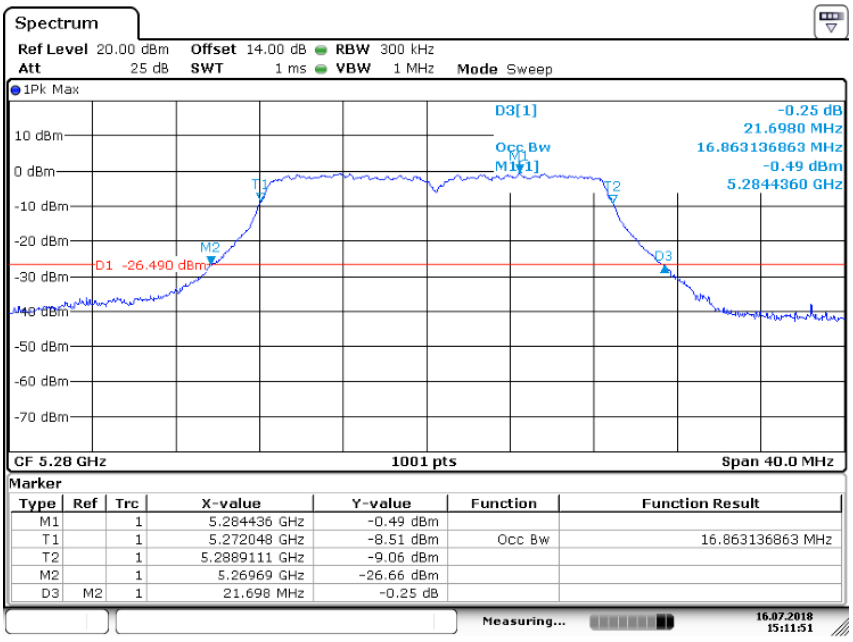

Date: 16.JUL.2018 15:11:51

Emission Bandwidth&99% Occupied Bandwidth		UNII Band II-A	
Test Model	802.11a	Frequency(MHz)	5320

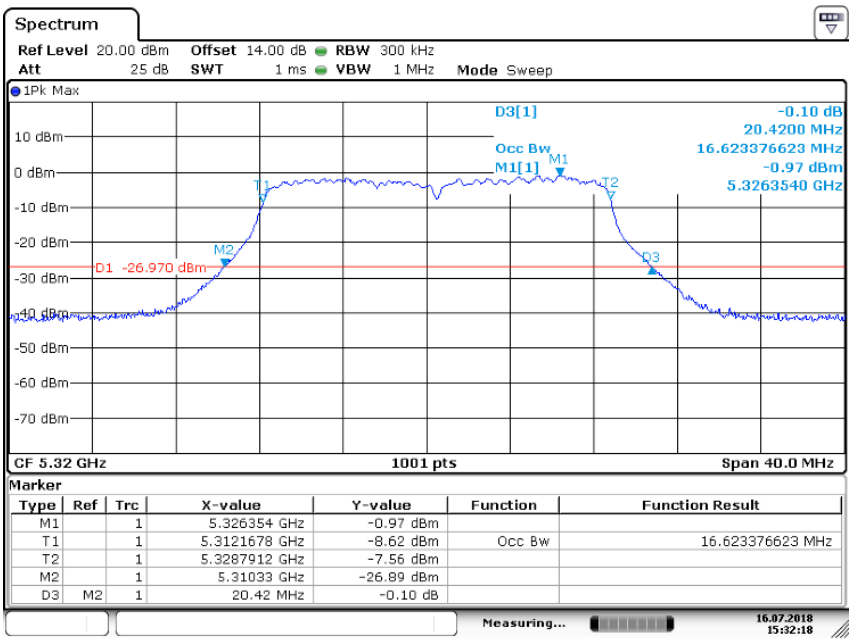

Marker

Type	Ref	Trc	X-value	Y-value	Function	Function Result
M1		1	5.326354 GHz	-0.97 dBm		
T1		1	5.3121678 GHz	-8.62 dBm	Occ Bw	16.623376623 MHz
T2		1	5.3287912 GHz	-7.56 dBm		
M2		1	5.31033 GHz	-26.89 dBm		
D3	M2	1	20.42 MHz	-0.10 dB		

Date: 16.JUL.2018 15:32:18

Emission Bandwidth&99% Occupied Bandwidth		UNII Band II-C	
Test Model	802.11a	Frequency(MHz)	5500

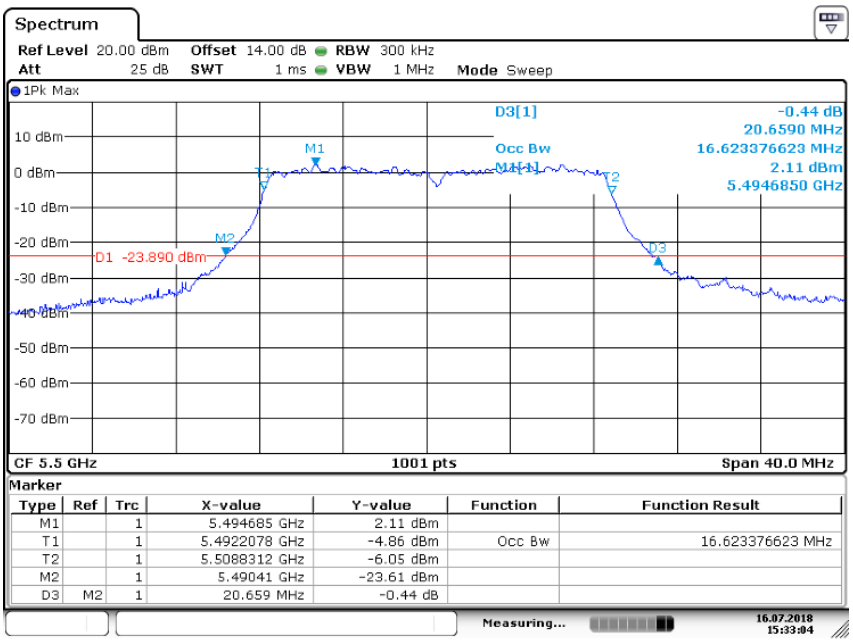

Date: 16.JUL.2018 15:33:03

Emission Bandwidth&99% Occupied Bandwidth		UNII Band II-C	
Test Model	802.11a	Frequency(MHz)	5600

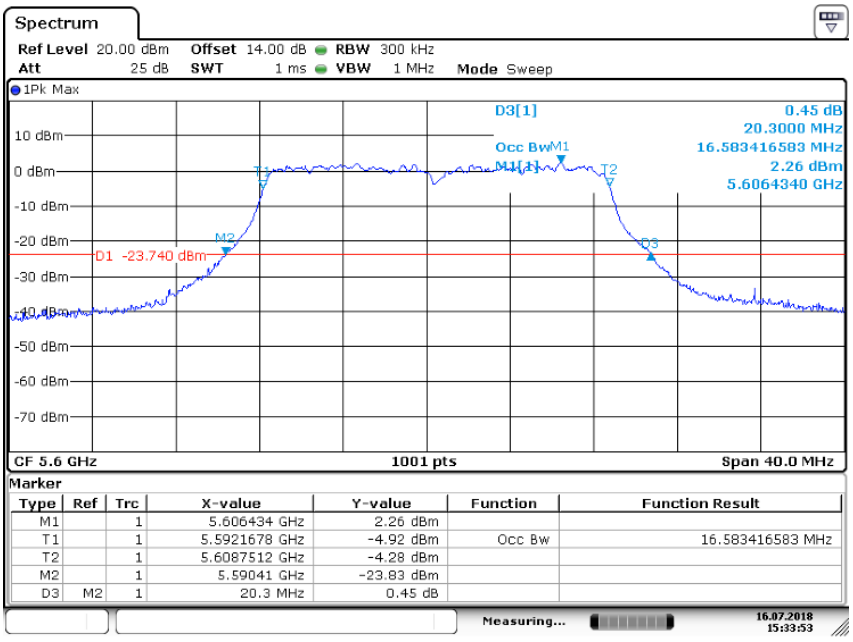

Date: 16.JUL.2018 15:33:52

Emission Bandwidth&99% Occupied Bandwidth		UNII Band II-C	
Test Model	802.11a	Frequency(MHz)	5700

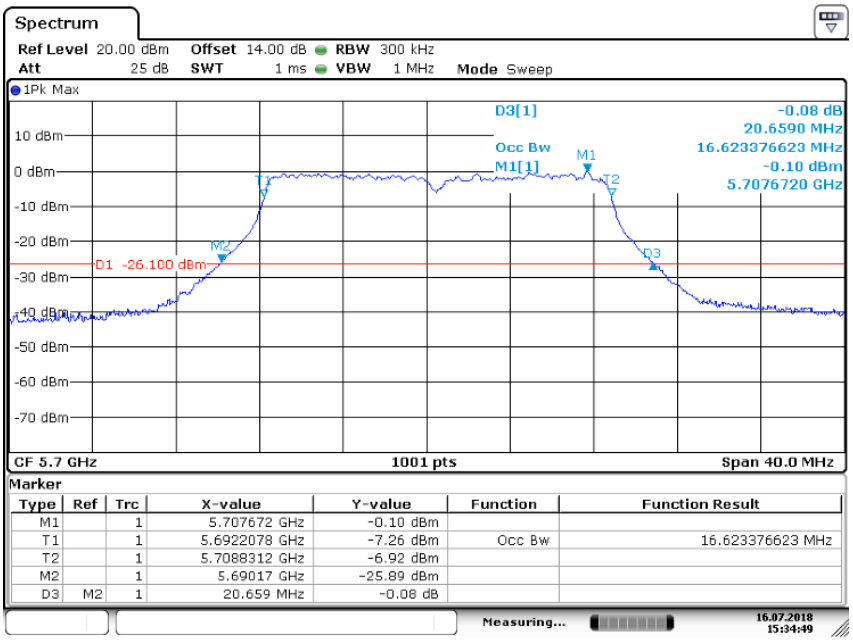

Date: 16.JUL.2018 15:34:49

Emission Bandwidth&99% Occupied Bandwidth		UNII Band III	
Test Model	802.11a	Frequency(MHz)	5745

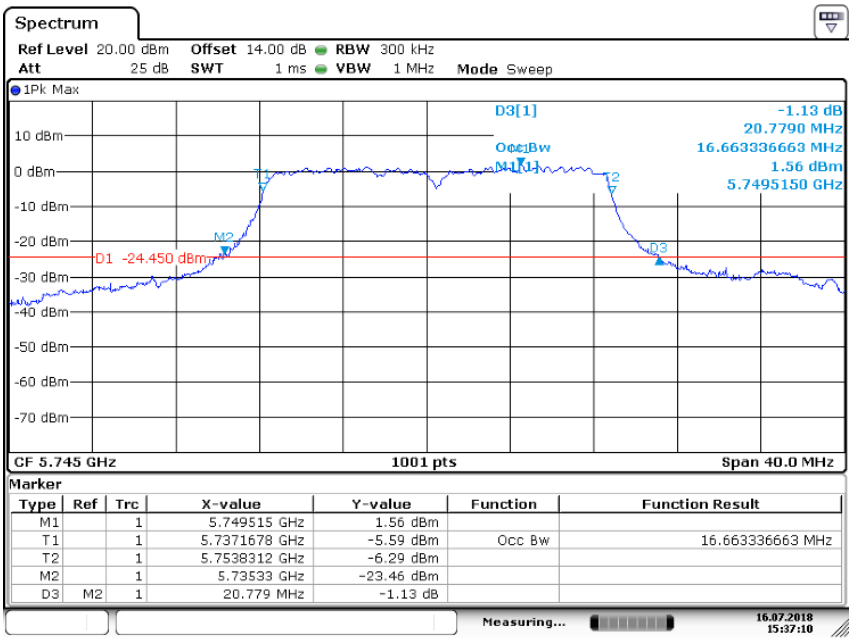

Date: 16.JUL.2018 15:37:10

Emission Bandwidth&99% Occupied Bandwidth		UNII Band III	
Test Model	802.11a	Frequency(MHz)	5785

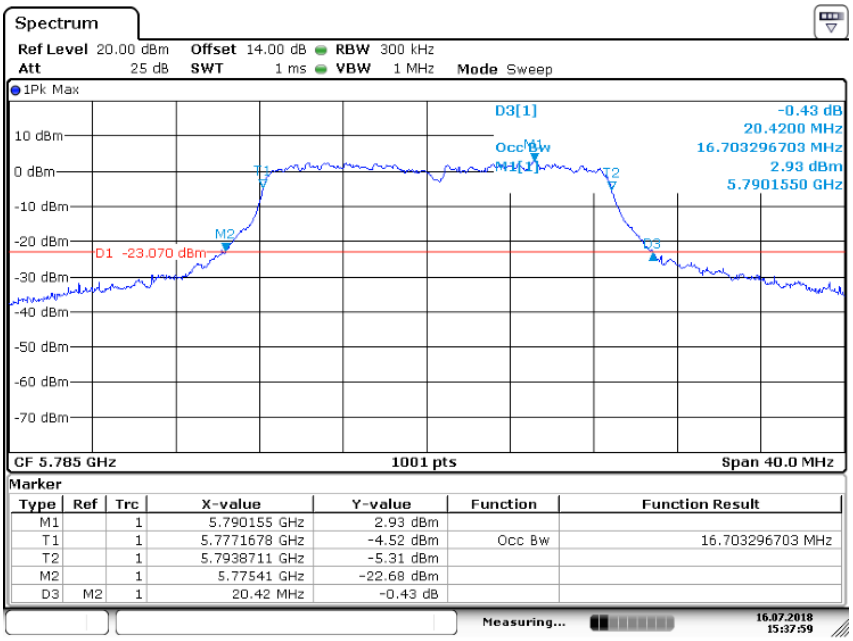

Date: 16.JUL.2018 15:37:59

Emission Bandwidth&99% Occupied Bandwidth		UNII Band III	
Test Model	802.11a	Frequency(MHz)	5825

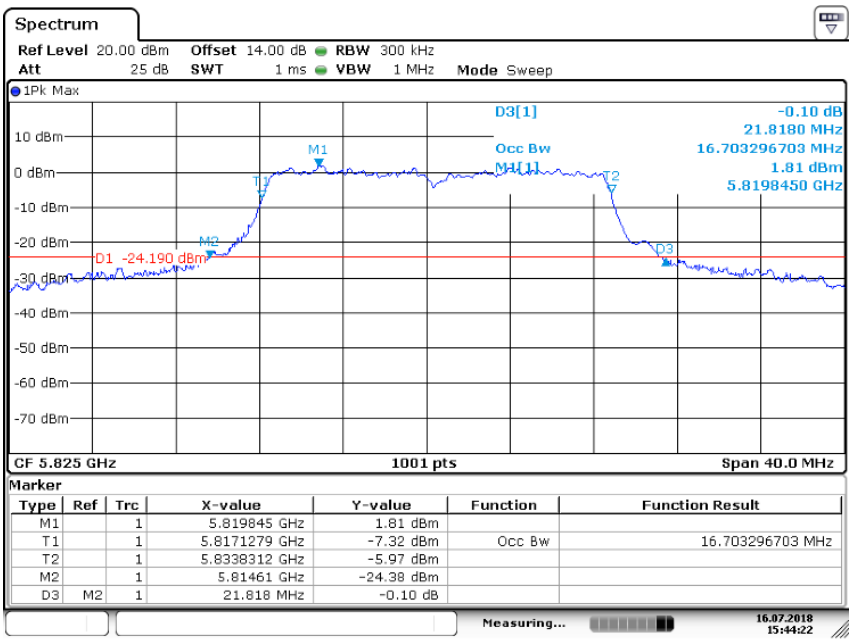

Date: 16.JUL.2018 15:44:22

Emission Bandwidth&99% Occupied Bandwidth		UNII Band I	
Test Model	802.11n(HT20) mode	Frequency(MHz)	5180

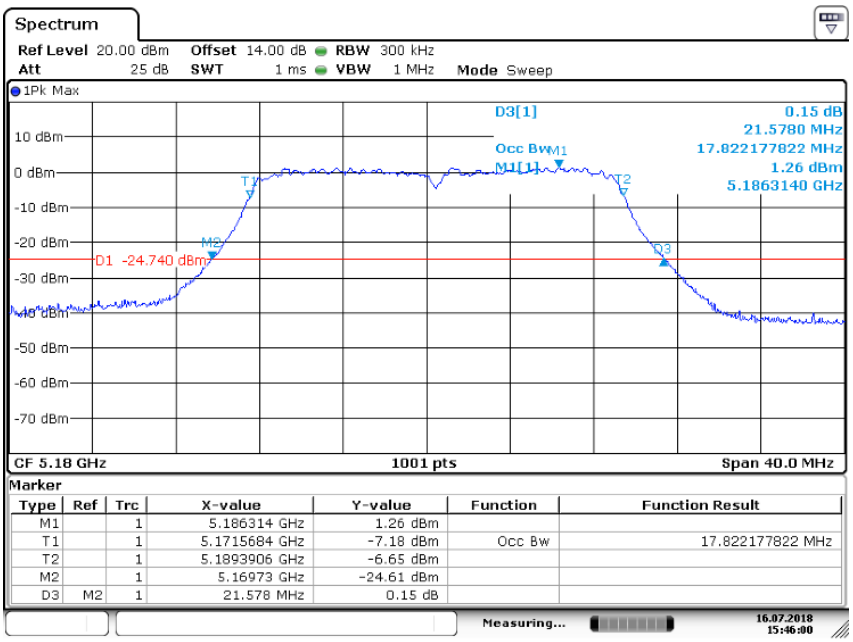

Date: 16.JUL.2018 15:46:00

Emission Bandwidth&99% Occupied Bandwidth		UNII Band I	
Test Model	802.11n(HT20) mode	Frequency(MHz)	5200

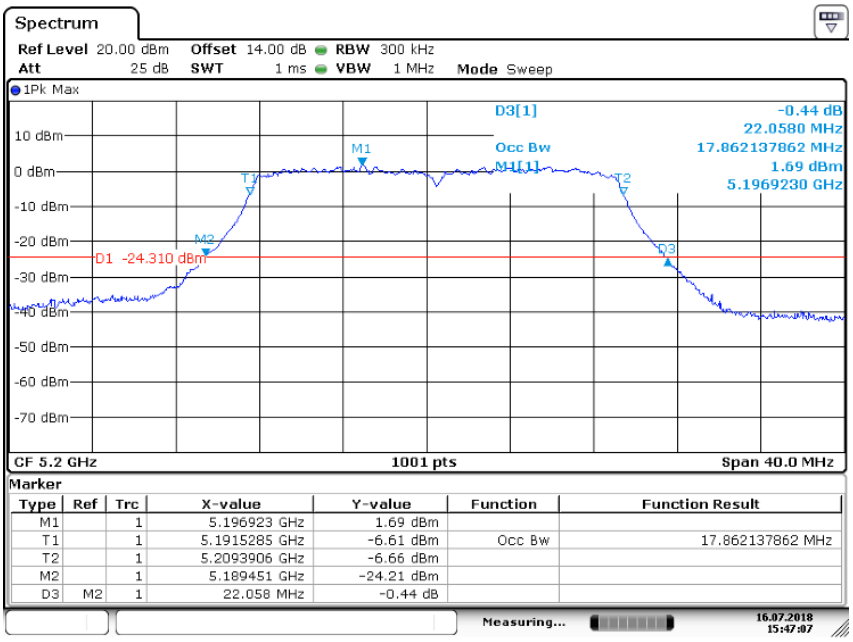

Date: 16.JUL.2018 15:47:07

Emission Bandwidth&99% Occupied Bandwidth		UNII Band I	
Test Model	802.11n(HT20) mode	Frequency(MHz)	5240

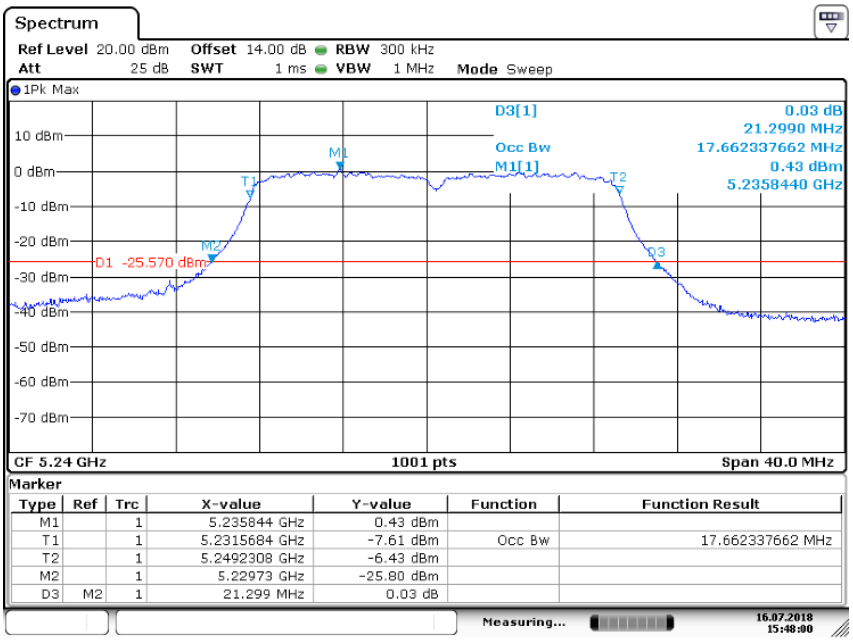

Date: 16.JUL.2018 15:48:00

Emission Bandwidth&99% Occupied Bandwidth		UNII Band II-A	
Test Model	802.11n(HT20) mode	Frequency(MHz)	5260

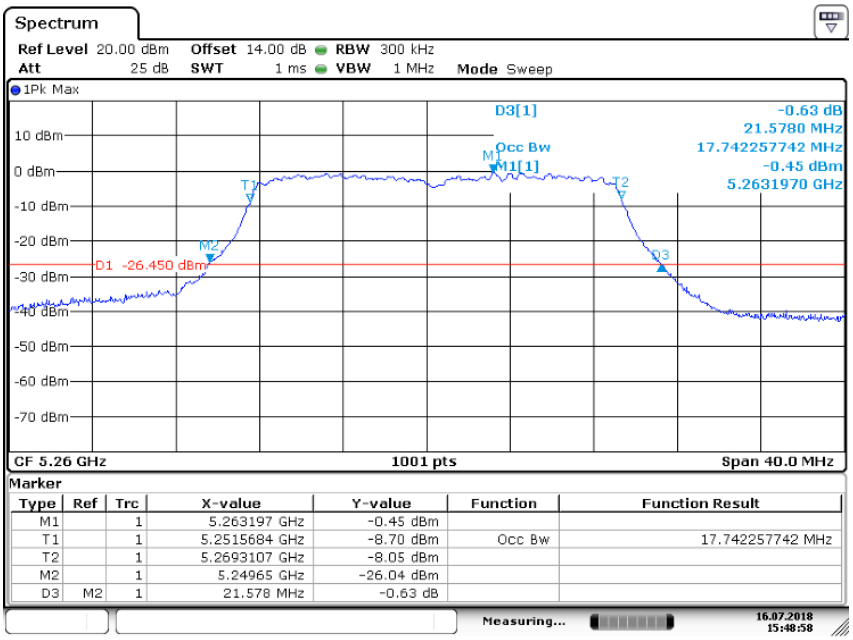

Date: 16.JUL.2018 15:48:58

Emission Bandwidth&99% Occupied Bandwidth		UNII Band II-A	
Test Model	802.11n(HT20) mode	Frequency(MHz)	5280

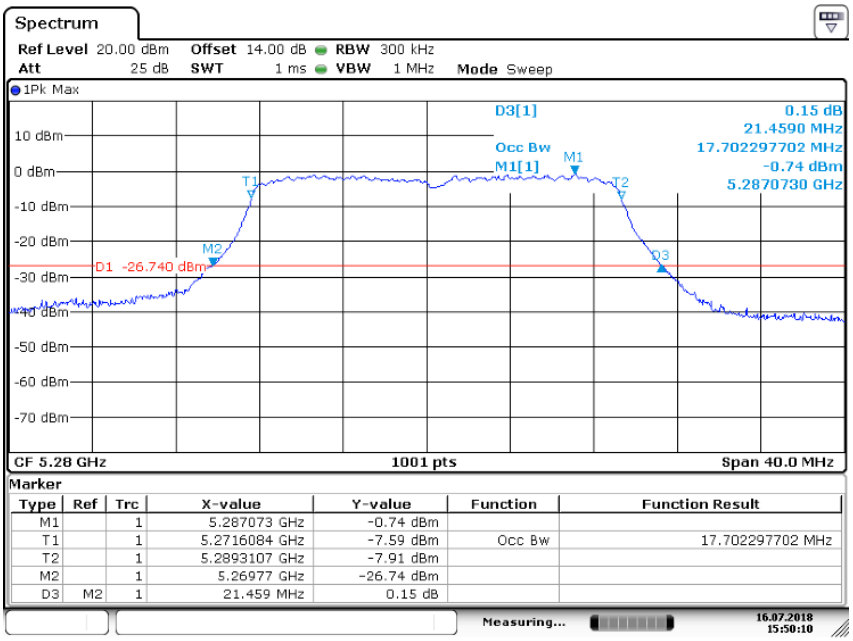

Date: 16.JUL.2018 15:50:09

Emission Bandwidth&99% Occupied Bandwidth		UNII Band II-A	
Test Model	802.11n(HT20) mode	Frequency(MHz)	5320

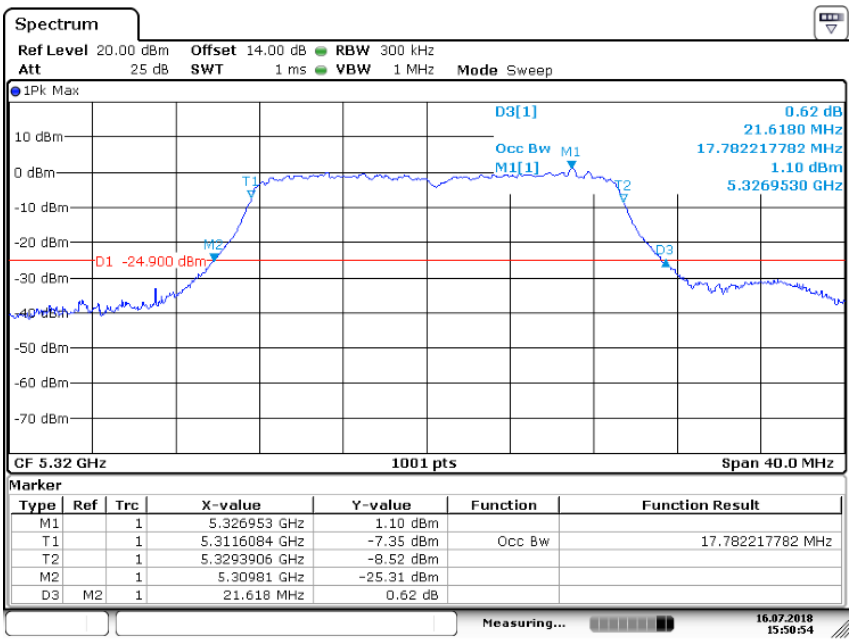

Date: 16.JUL.2018 15:50:53

Emission Bandwidth&99% Occupied Bandwidth		UNII Band II-C	
Test Model	802.11n(HT20) mode	Frequency(MHz)	5500

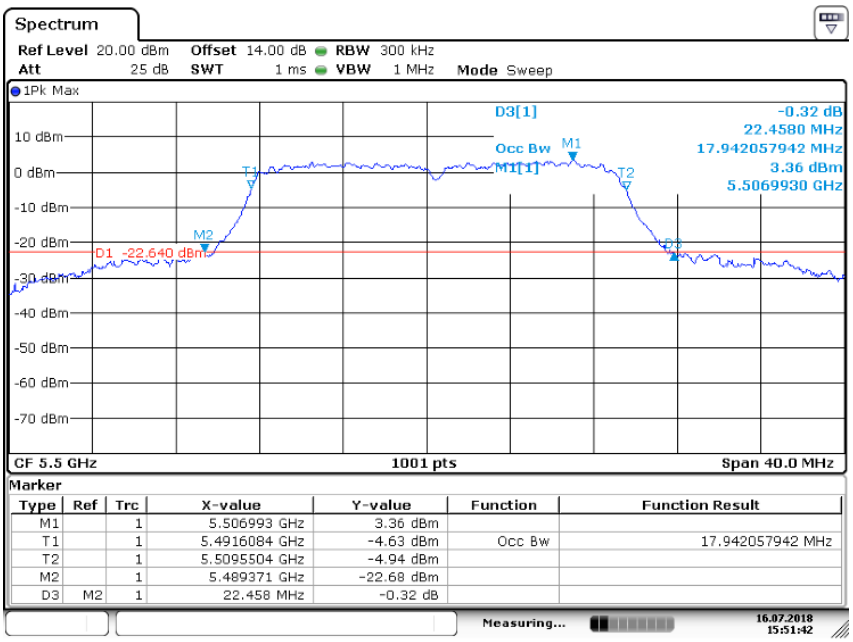

Date: 16.JUL.2018 15:51:42

Emission Bandwidth&99% Occupied Bandwidth		UNII Band II-C	
Test Model	802.11n(HT20) mode	Frequency(MHz)	5600

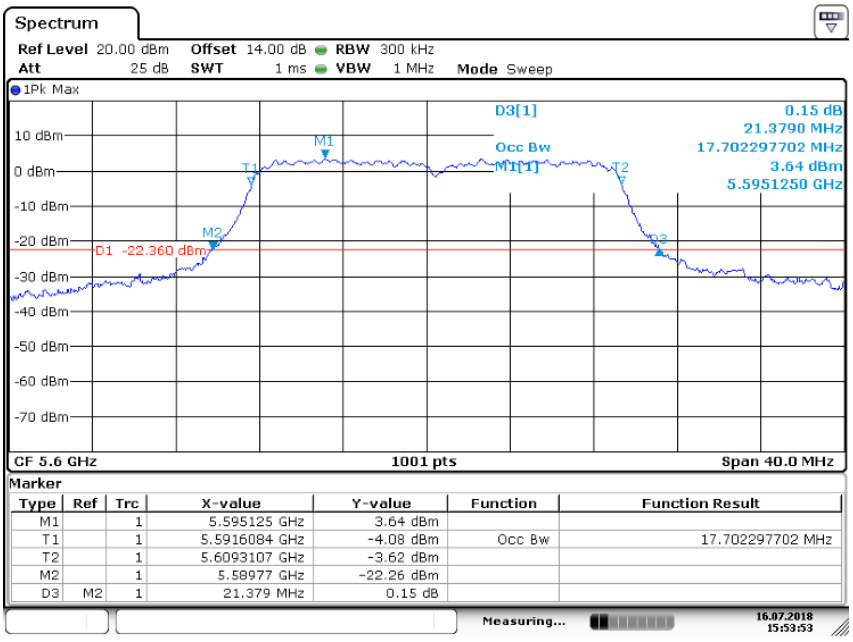

Date: 16.JUL.2018 15:53:53

Emission Bandwidth&99% Occupied Bandwidth		UNII Band II-C	
Test Model	802.11n(HT20) mode	Frequency(MHz)	5700

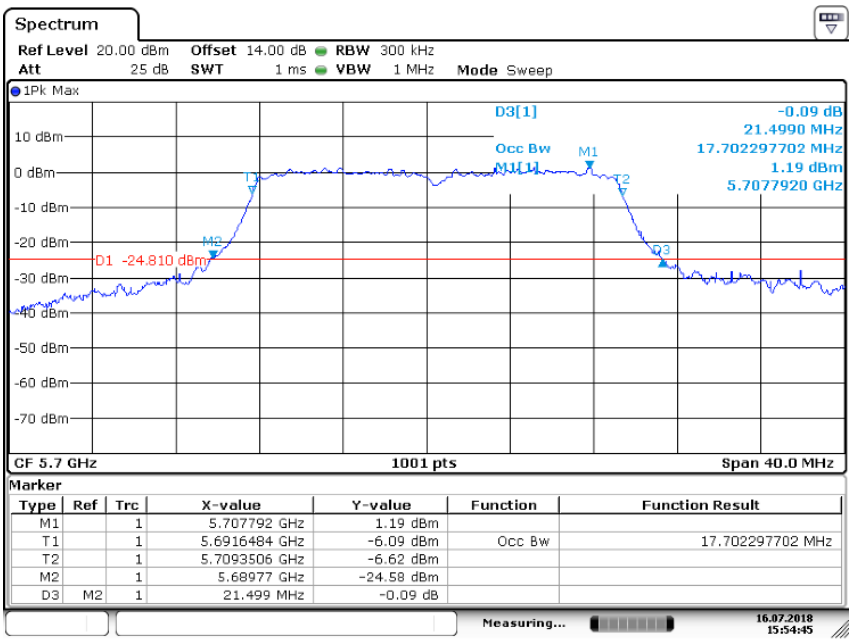

Date: 16.JUL.2018 15:54:45

Emission Bandwidth&99% Occupied Bandwidth		UNII Band III	
Test Model	802.11n(HT20) mode	Frequency(MHz)	5745

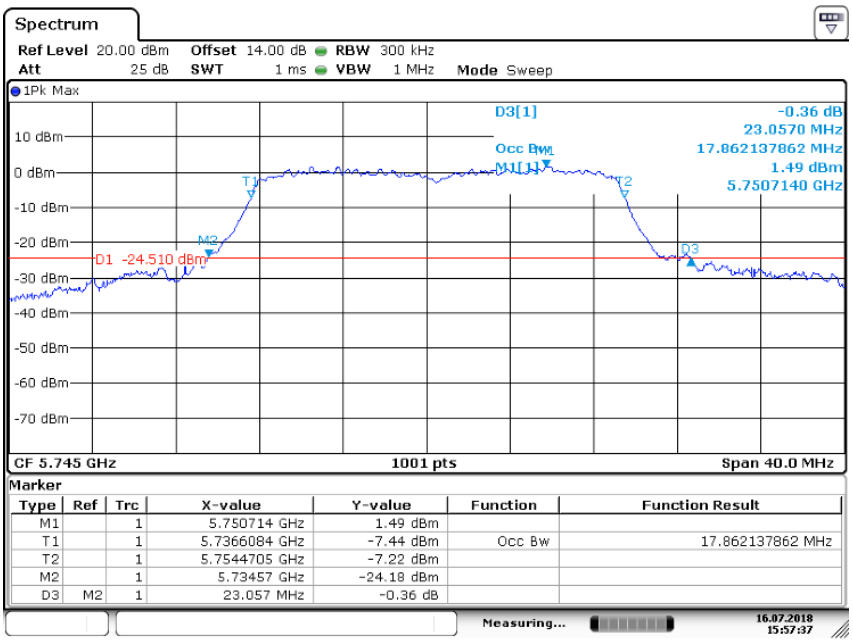

Date: 16.JUL.2018 15:57:37

Emission Bandwidth&99% Occupied Bandwidth		UNII Band III	
Test Model	802.11n(HT20) mode	Frequency(MHz)	5785

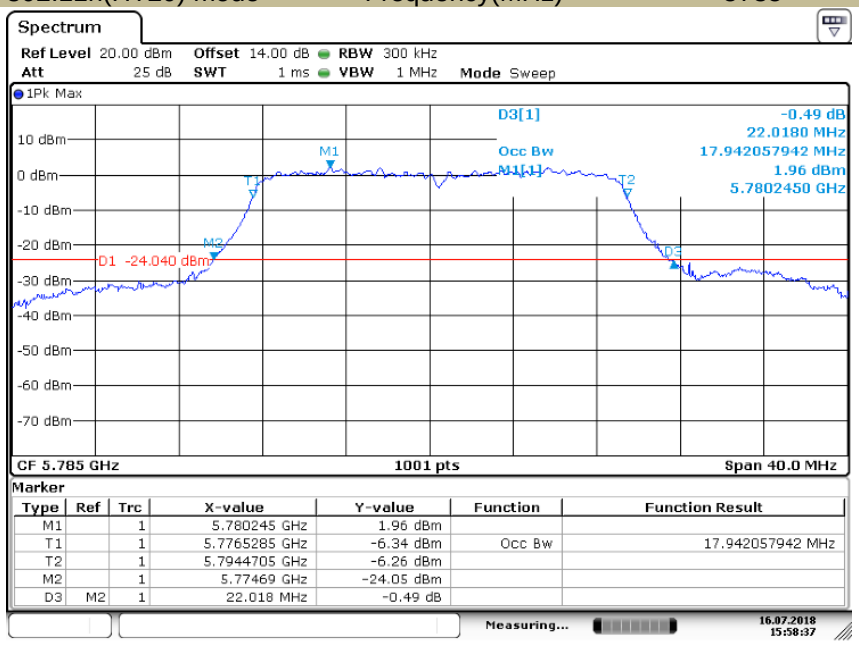

Date: 16.JUL.2018 15:58:36

Emission Bandwidth&99% Occupied Bandwidth		UNII Band III	
Test Model	802.11n(HT20) mode	Frequency(MHz)	5825

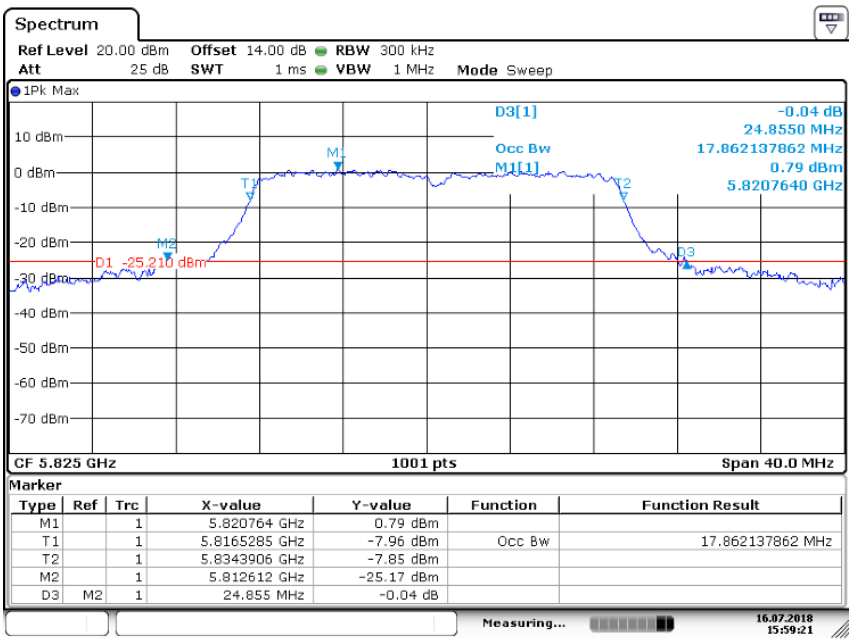

Date: 16.JUL.2018 15:59:21

Emission Bandwidth&99% Occupied Bandwidth		UNII Band I	
Test Model	802.11ac(VHT20) mode	Frequency(MHz)	5180

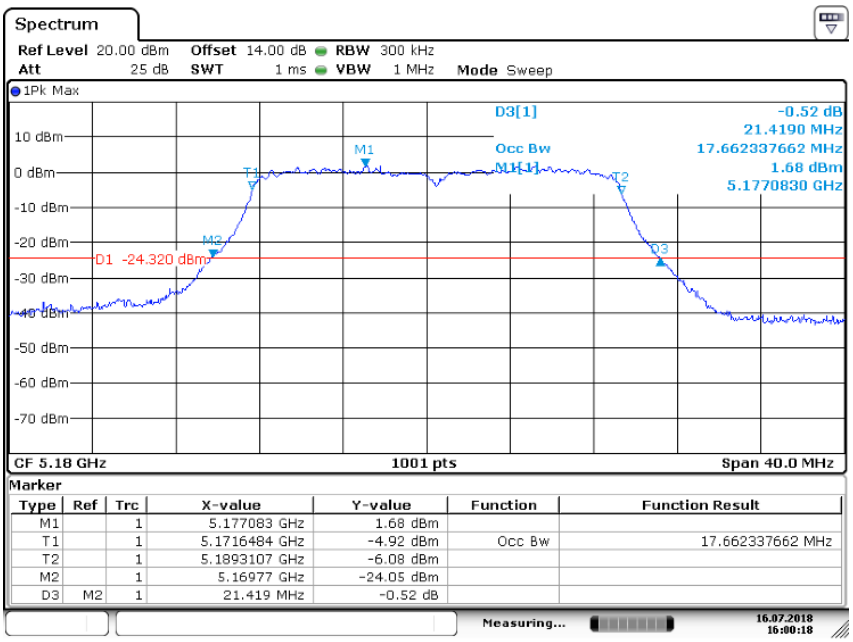

Date: 16.JUL.2018 16:00:19

Emission Bandwidth&99% Occupied Bandwidth		UNII Band I	
Test Model	802.11ac(VHT20) mode	Frequency(MHz)	5200

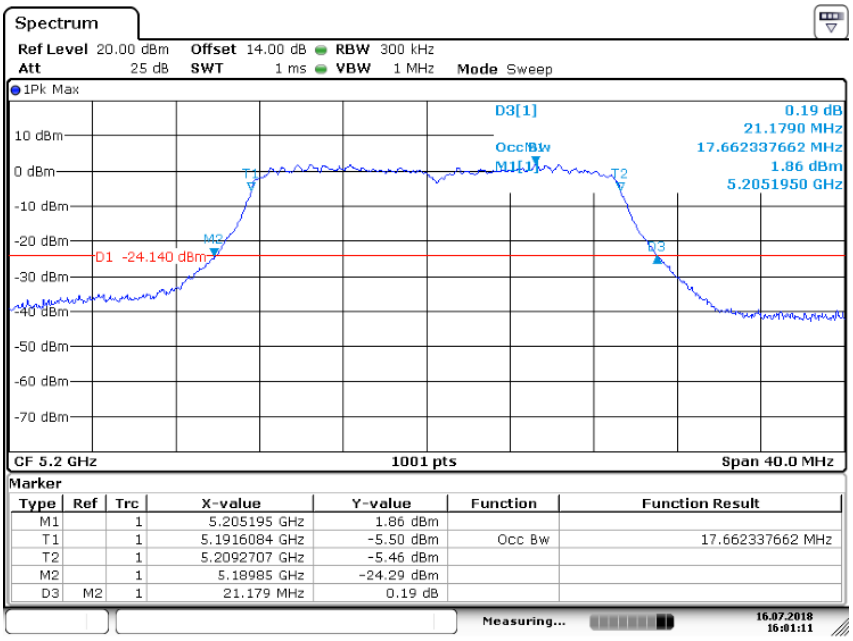

Date: 16.JUL.2018 16:01:11

Emission Bandwidth&99% Occupied Bandwidth		UNII Band I	
Test Model	802.11ac(VHT20) mode	Frequency(MHz)	5240

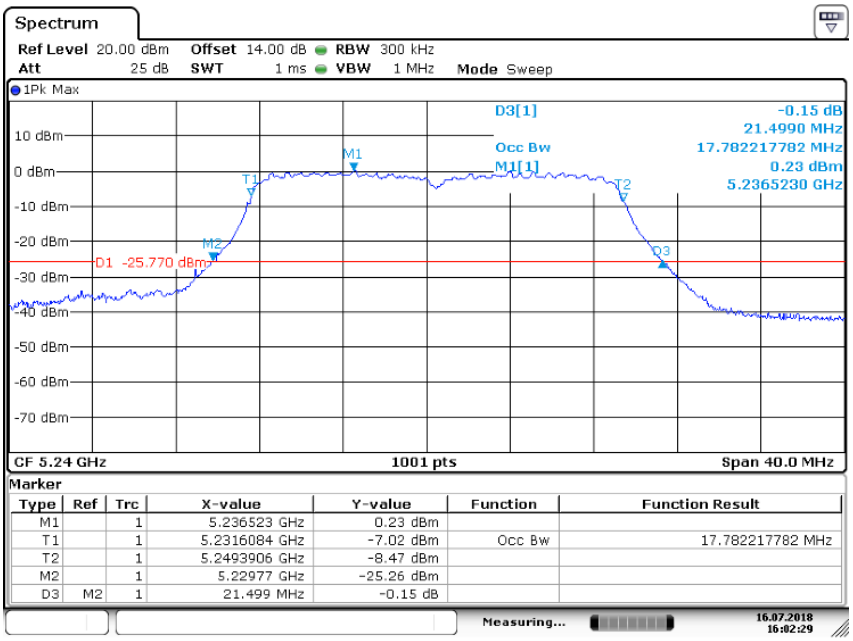

Marker

Type	Ref	Trc	X-value	Y-value	Function	Function Result
M1		1	5.236523 GHz	0.23 dBm		
T1		1	5.2316084 GHz	-7.02 dBm	Occ Bw	17.782217782 MHz
T2		1	5.2493906 GHz	-8.47 dBm		
M2		1	5.22977 GHz	-25.26 dBm		
D3	M2	1	21.499 MHz	-0.15 dB		

Date: 16.JUL.2018 16:02:29

Emission Bandwidth&99% Occupied Bandwidth		UNII Band II-A	
Test Model	802.11ac(VHT20) mode	Frequency(MHz)	5260

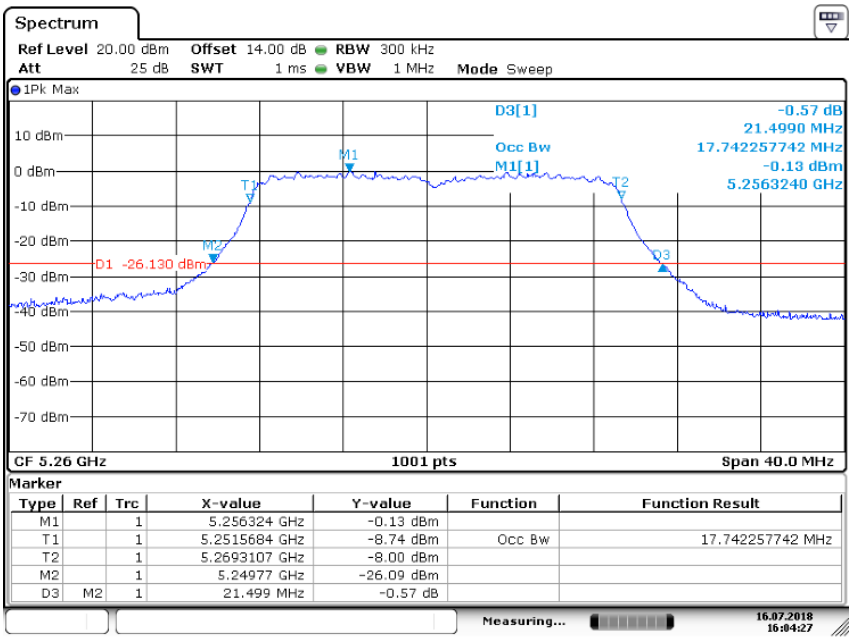

Date: 16.JUL.2018 16:04:26

Emission Bandwidth&99% Occupied Bandwidth		UNII Band II-A	
Test Model	802.11ac(VHT20) mode	Frequency(MHz)	5280

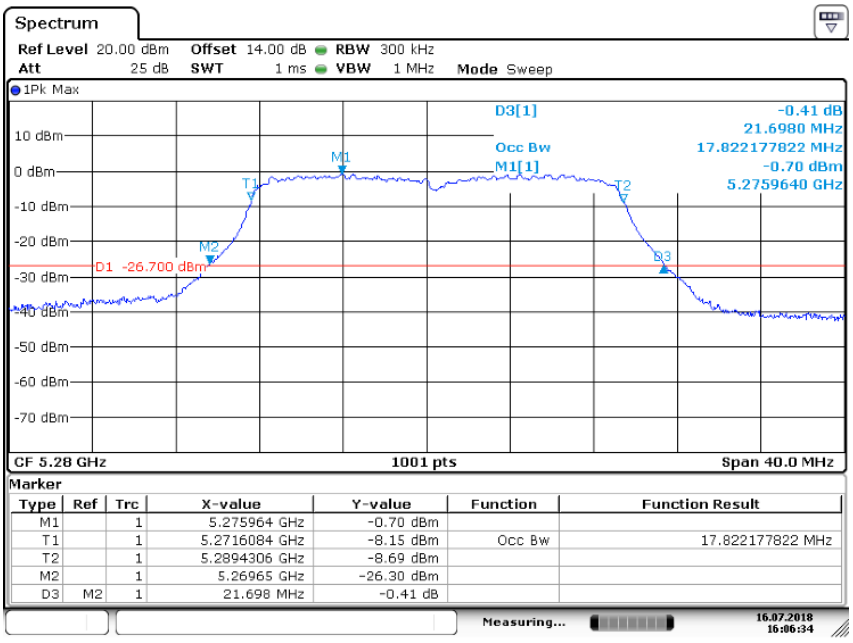

Date: 16.JUL.2018 16:06:33

Emission Bandwidth&99% Occupied Bandwidth		UNII Band II-A	
Test Model	802.11ac(VHT20) mode	Frequency(MHz)	5320

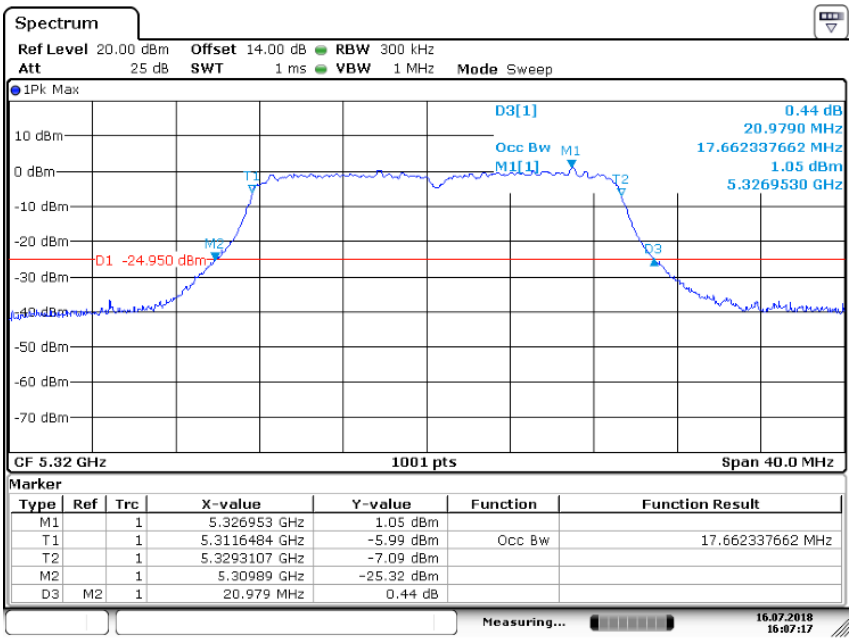

Date: 16.JUL.2018 16:07:17

Emission Bandwidth&99% Occupied Bandwidth		UNII Band II-C	
Test Model	802.11ac(VHT20) mode	Frequency(MHz)	5500

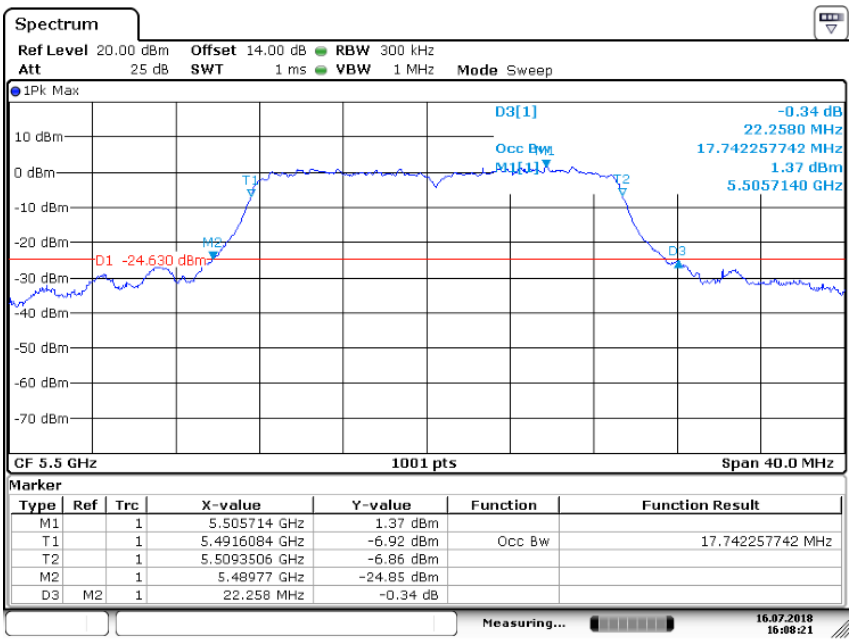

Date: 16.JUL.2018 16:08:21

Emission Bandwidth&99% Occupied Bandwidth		UNII Band II-C	
Test Model	802.11ac(VHT20) mode	Frequency(MHz)	5600

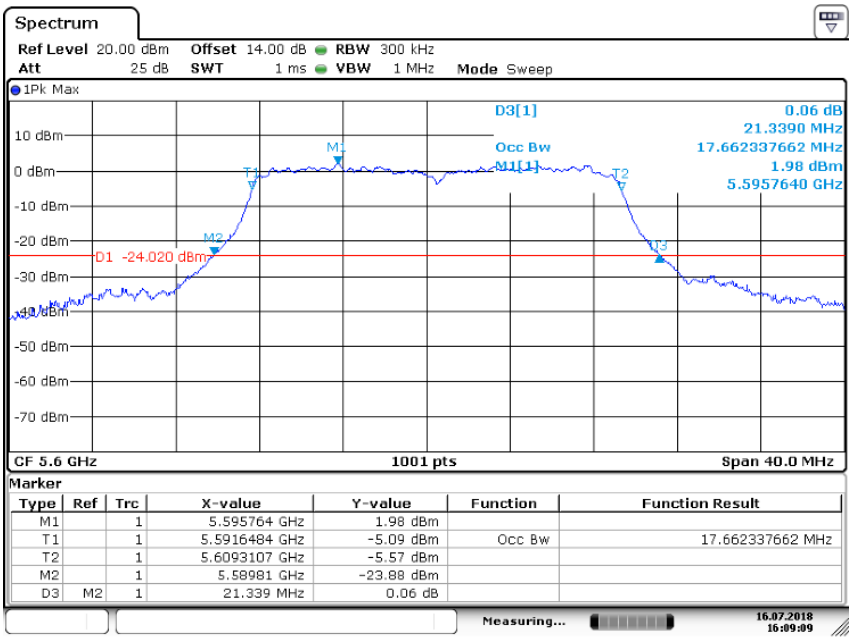

Date: 16.JUL.2018 16:09:08

Emission Bandwidth&99% Occupied Bandwidth		UNII Band II-C	
Test Model	802.11ac(VHT20) mode	Frequency(MHz)	5700

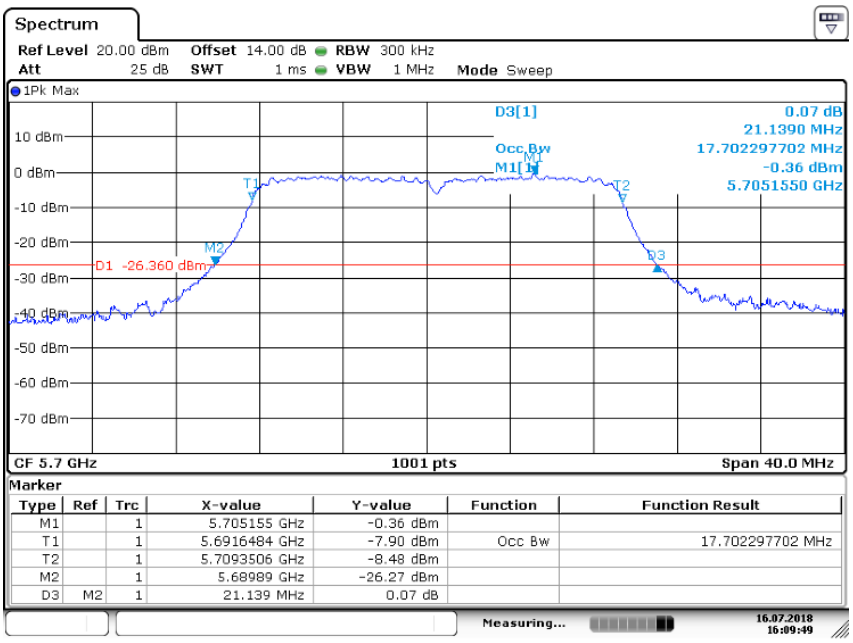

Date: 16.JUL.2018 16:09:50

Emission Bandwidth&99% Occupied Bandwidth		UNII Band III	
Test Model	802.11ac(VHT20) mode	Frequency(MHz)	5745

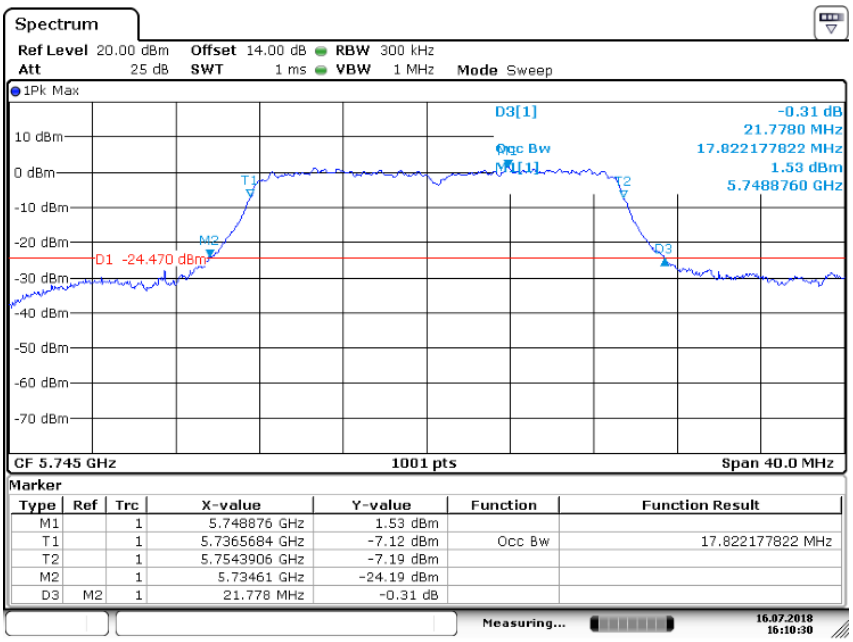

Date: 16.JUL.2018 16:10:29

Emission Bandwidth&99% Occupied Bandwidth		UNII Band III	
Test Model	802.11ac(VHT20) mode	Frequency(MHz)	5785

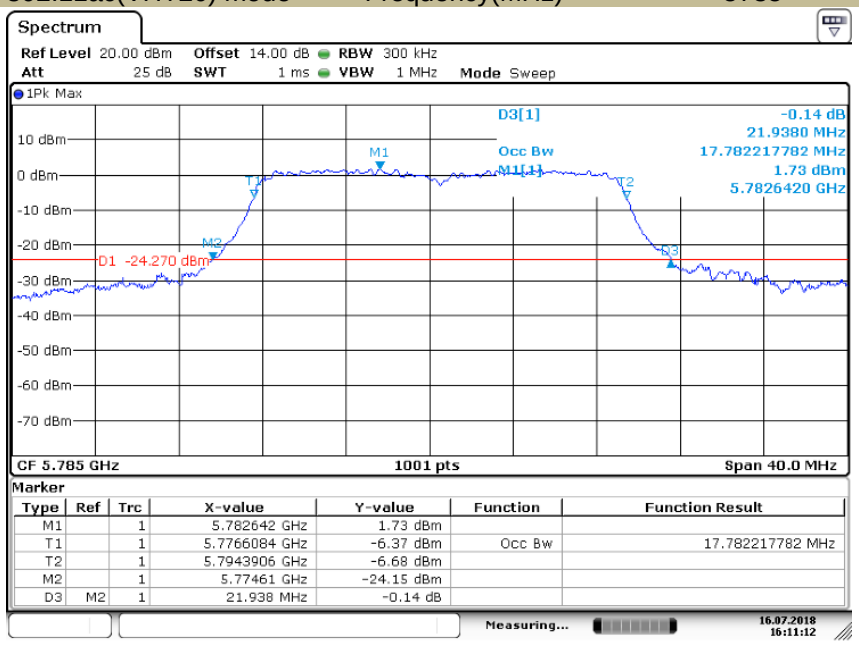

Date: 16.JUL.2018 16:11:13

Emission Bandwidth&99% Occupied Bandwidth		UNII Band III	
Test Model	802.11ac(VHT20) mode	Frequency(MHz)	5825

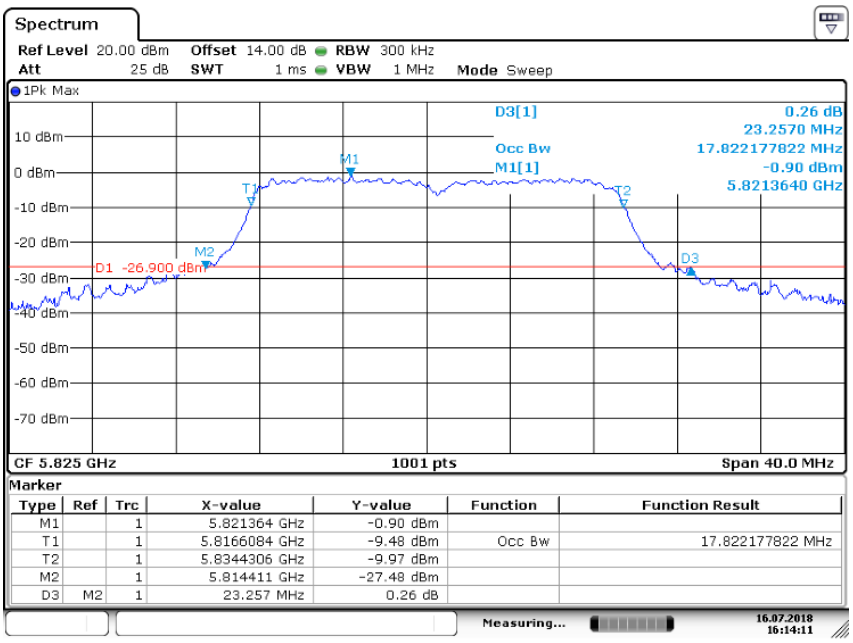

Marker

Type	Ref	Trc	X-value	Y-value	Function	Function Result
M1		1	5.821364 GHz	-0.90 dBm		
T1		1	5.8166084 GHz	-9.48 dBm	Occ Bw	17.822177822 MHz
T2		1	5.8344306 GHz	-9.97 dBm		
M2		1	5.814411 GHz	-27.48 dBm		
D3	M2	1	23.257 MHz	0.26 dB		

Date: 16.JUL.2018 16:14:11

Emission Bandwidth&99% Occupied Bandwidth		UNII Band I	
Test Model	802.11n(HT40) mode	Frequency(MHz)	5190

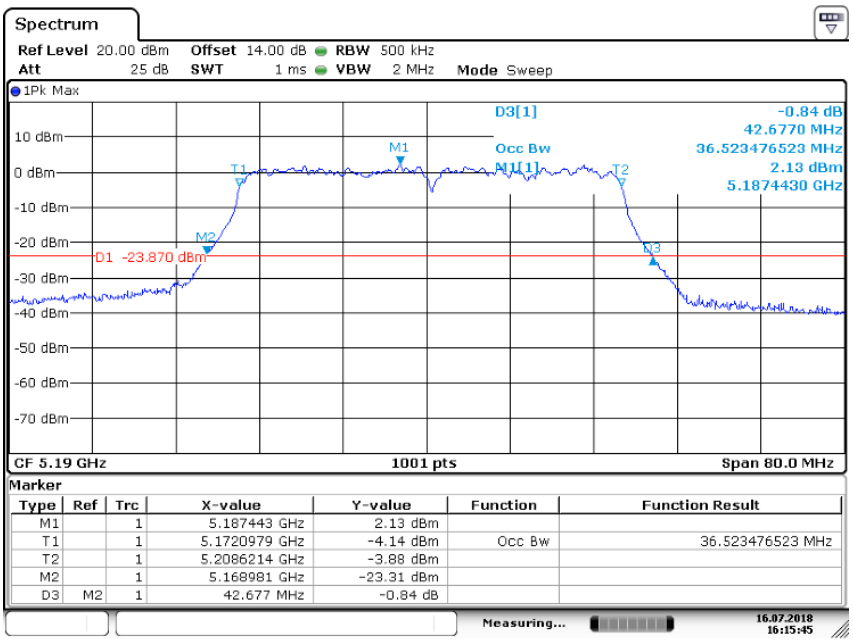

Marker

Type	Ref	Trc	X-value	Y-value	Function	Function Result
M1		1	5.187443 GHz	2.13 dBm		
T1		1	5.1720979 GHz	-4.14 dBm	Occ Bw	36.523476523 MHz
T2		1	5.2086214 GHz	-3.88 dBm		
M2		1	5.168981 GHz	-23.31 dBm		
D3	M2	1	42.677 MHz	-0.84 dB		

Date: 16.JUL.2018 16:15:45

Emission Bandwidth&99% Occupied Bandwidth		UNII Band I	
Test Model	802.11n(HT40) mode	Frequency(MHz)	5230

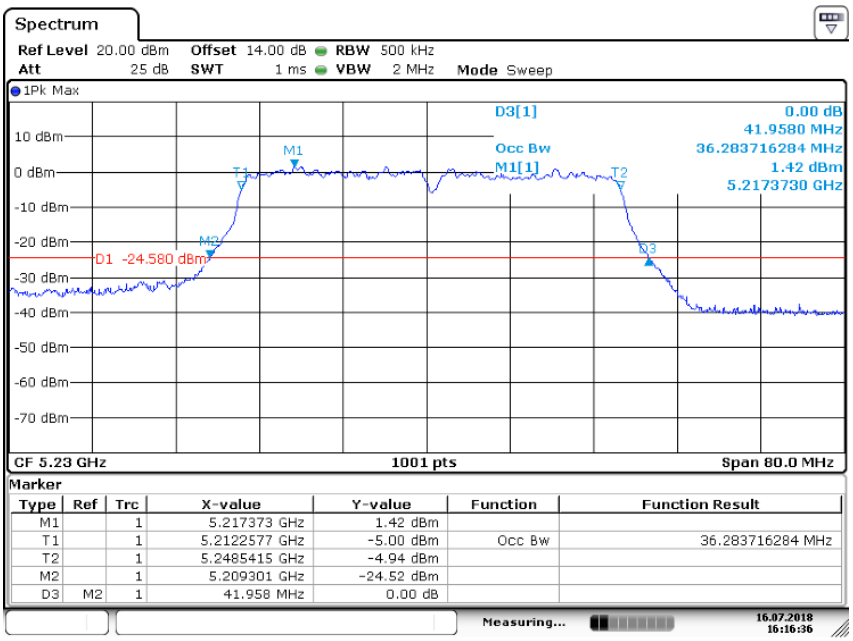

Marker

Type	Ref	Trc	X-value	Y-value	Function	Function Result
M1		1	5.217373 GHz	1.42 dBm		
T1		1	5.2122577 GHz	-5.00 dBm	Occ Bw	36.283716284 MHz
T2		1	5.2485415 GHz	-4.94 dBm		
M2		1	5.209301 GHz	-24.52 dBm		
D3	M2	1	41.958 MHz	0.00 dB		

Date: 16.JUL.2018 16:16:36

Emission Bandwidth&99% Occupied Bandwidth		UNII Band II-A	
Test Model	802.11n(HT40) mode	Frequency(MHz)	5270

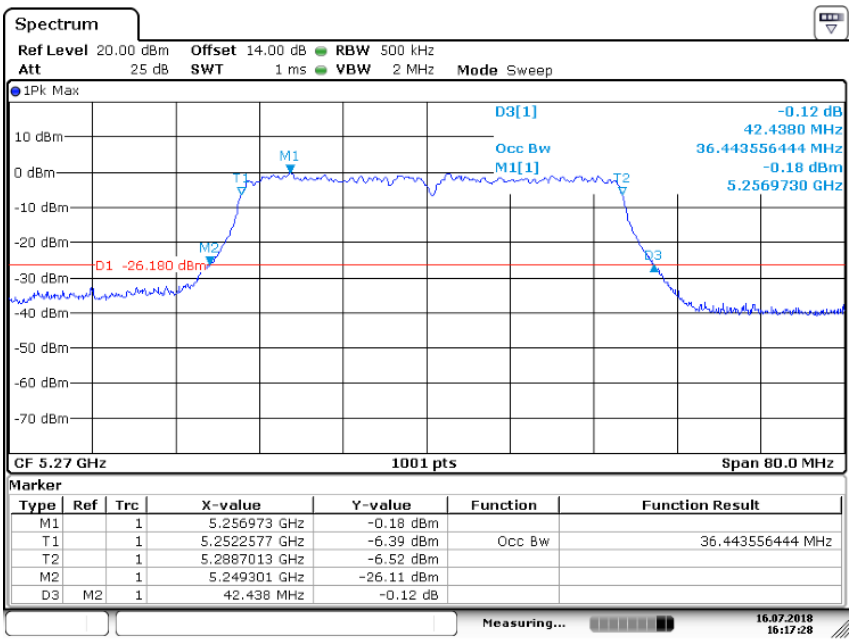

Date: 16.JUL.2018 16:17:28

Emission Bandwidth&99% Occupied Bandwidth		UNII Band II-A	
Test Model	802.11n(HT40) mode	Frequency(MHz)	5310

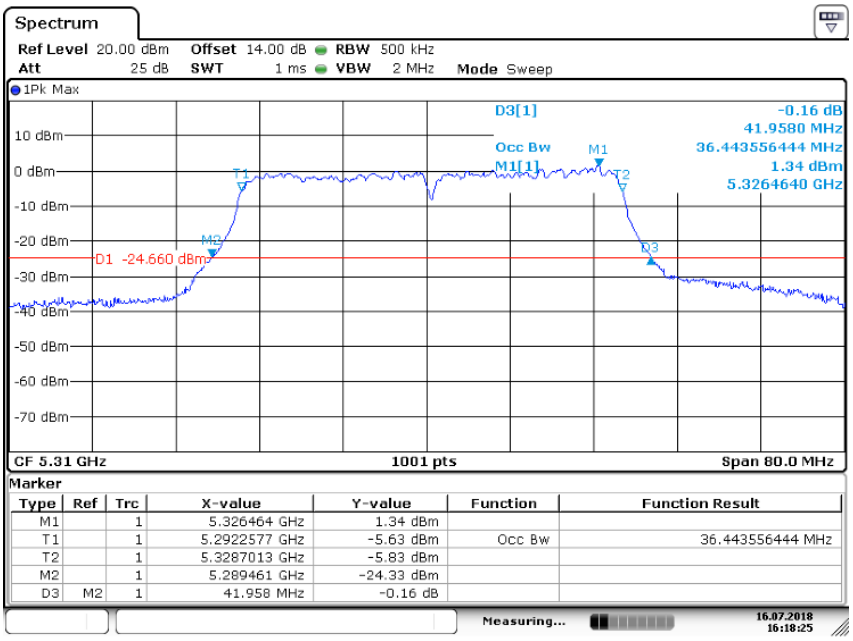

Date: 16.JUL.2018 16:18:26

Emission Bandwidth&99% Occupied Bandwidth		UNII Band II-C	
Test Model	802.11n(HT40) mode	Frequency(MHz)	5510

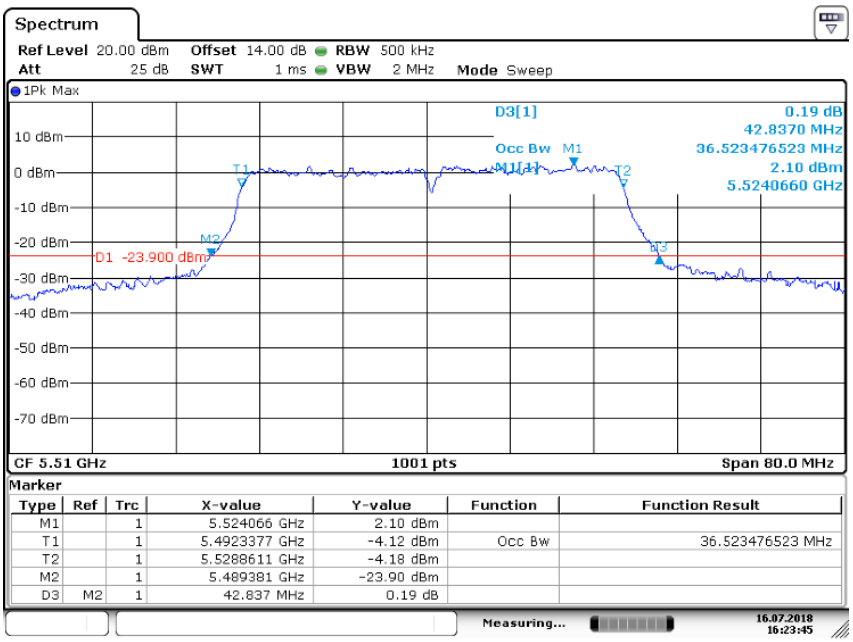

Date: 16.JUL.2018 16:23:44

Emission Bandwidth&99% Occupied Bandwidth		UNII Band II-C	
Test Model	802.11n(HT40) mode	Frequency(MHz)	5590

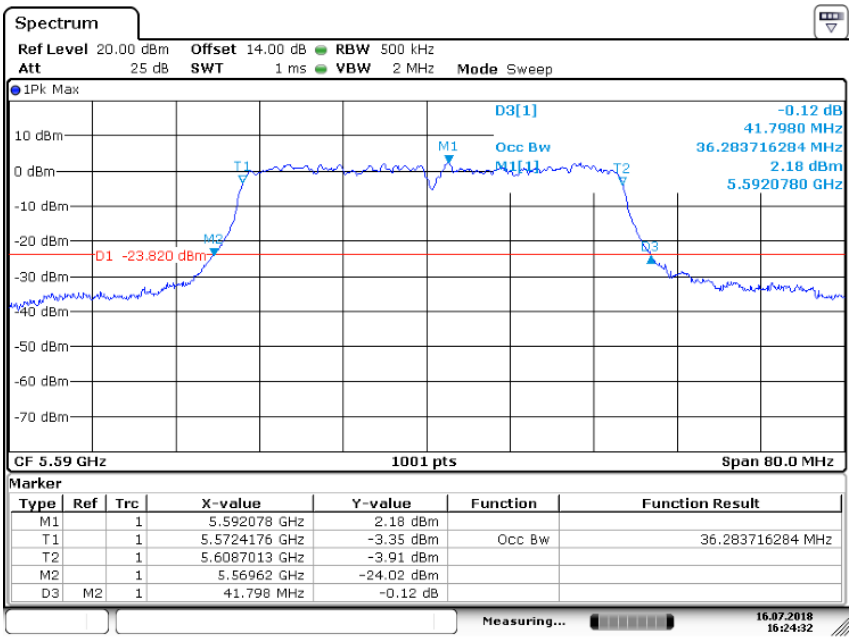

Date: 16.JUL.2018 16:24:31

Emission Bandwidth&99% Occupied Bandwidth		UNII Band II-C	
Test Model	802.11n(HT40) mode	Frequency(MHz)	5670

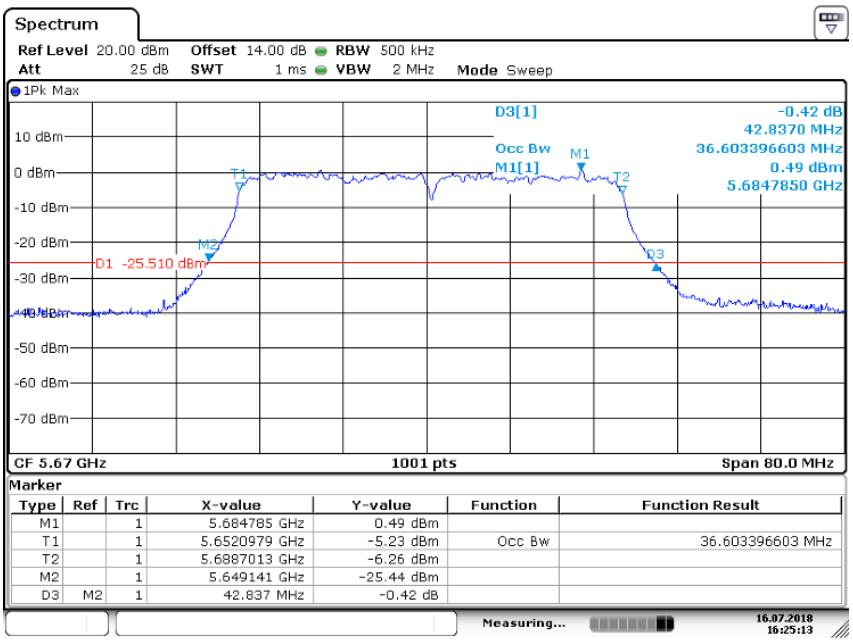

Marker

Type	Ref	Trc	X-value	Y-value	Function	Function Result
M1		1	5.684785 GHz	0.49 dBm		
T1		1	5.6520979 GHz	-5.23 dBm	Occ Bw	36.603396603 MHz
T2		1	5.6887013 GHz	-6.26 dBm		
M2		1	5.649141 GHz	-25.44 dBm		
D3	M2	1	42.837 MHz	-0.42 dB		

Date: 16.JUL.2018 16:25:13

Emission Bandwidth&99% Occupied Bandwidth		UNII Band III	
Test Model	802.11n(HT40) mode	Frequency(MHz)	5755

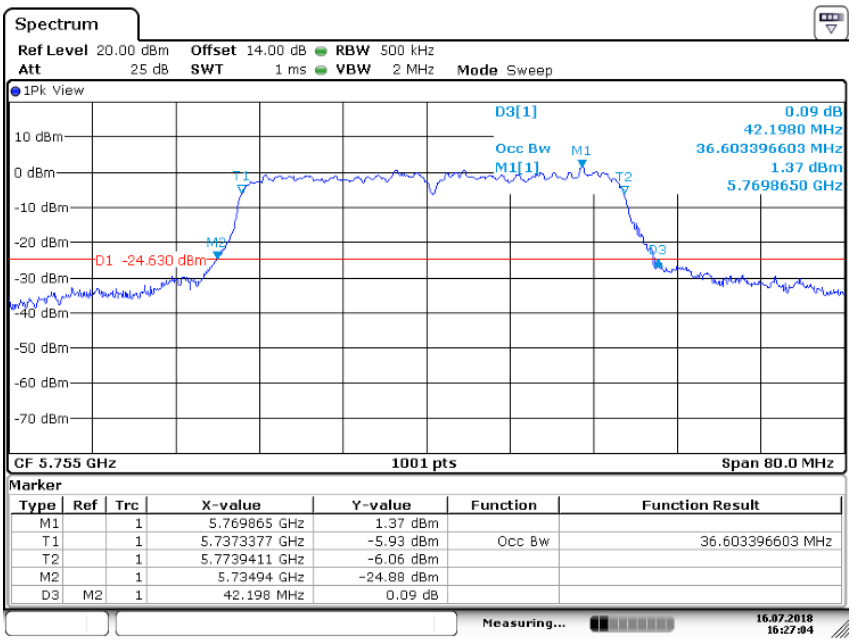

Date: 16.JUL.2018 16:27:03

Emission Bandwidth&99% Occupied Bandwidth		UNII Band III	
Test Model	802.11n(HT40) mode	Frequency(MHz)	5795

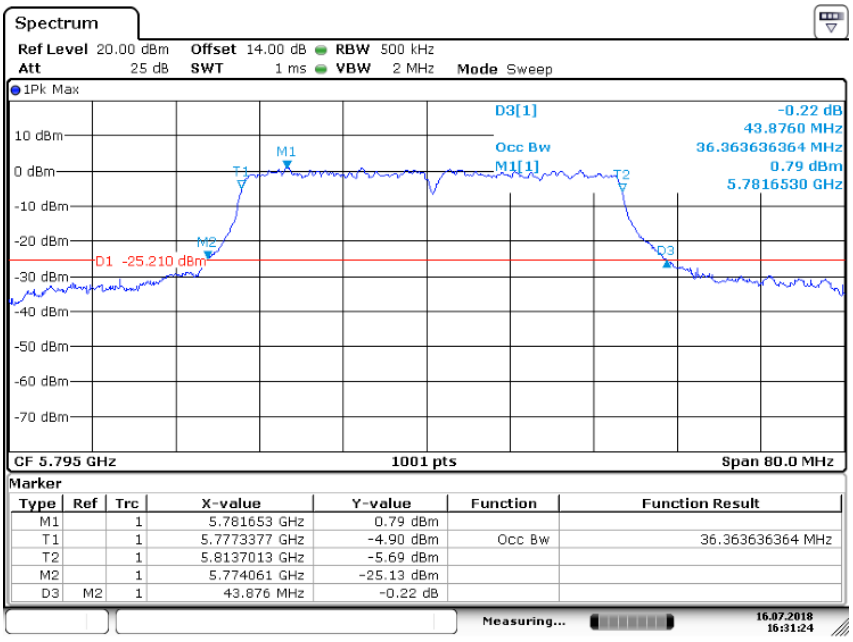

Date: 16.JUL.2018 16:31:24

Emission Bandwidth&99% Occupied Bandwidth		UNII Band I	
Test Model	802.11ac(VHT40) mode	Frequency(MHz)	5190

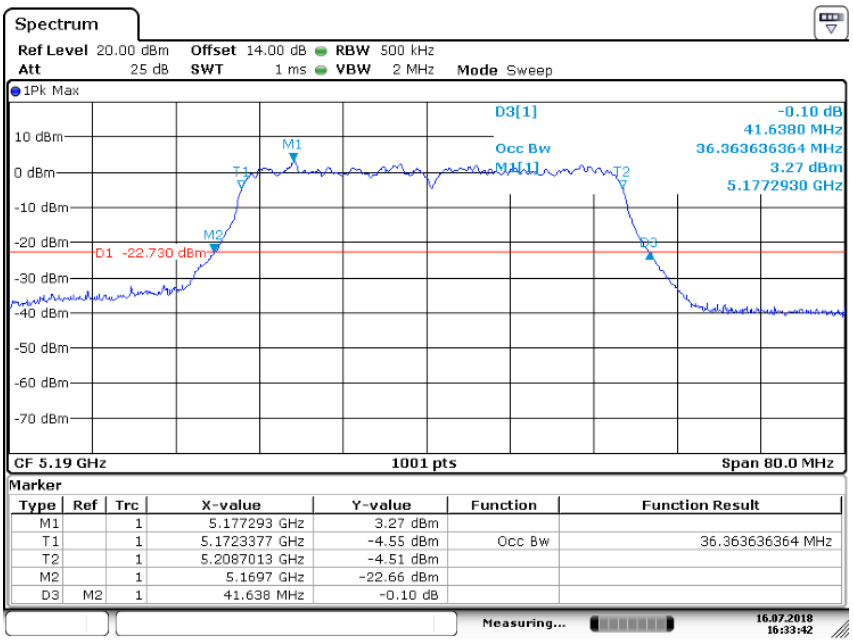

Date: 16.JUL.2018 16:33:42

Emission Bandwidth&99% Occupied Bandwidth		UNII Band I	
Test Model	802.11ac(VHT40) mode	Frequency(MHz)	5230

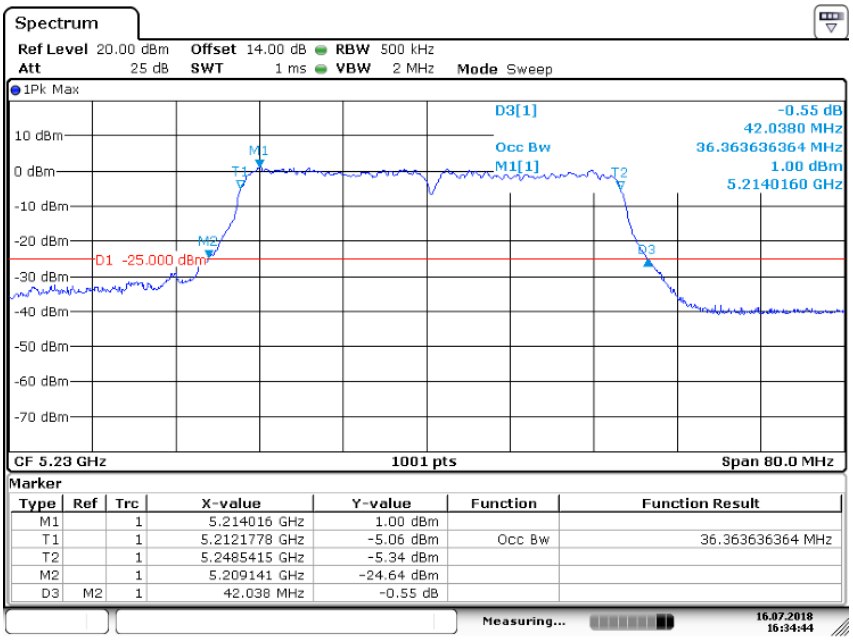

Date: 16.JUL.2018 16:34:44

Emission Bandwidth&99% Occupied Bandwidth		UNII Band II-A	
Test Model	802.11ac(VHT40) mode	Frequency(MHz)	5270

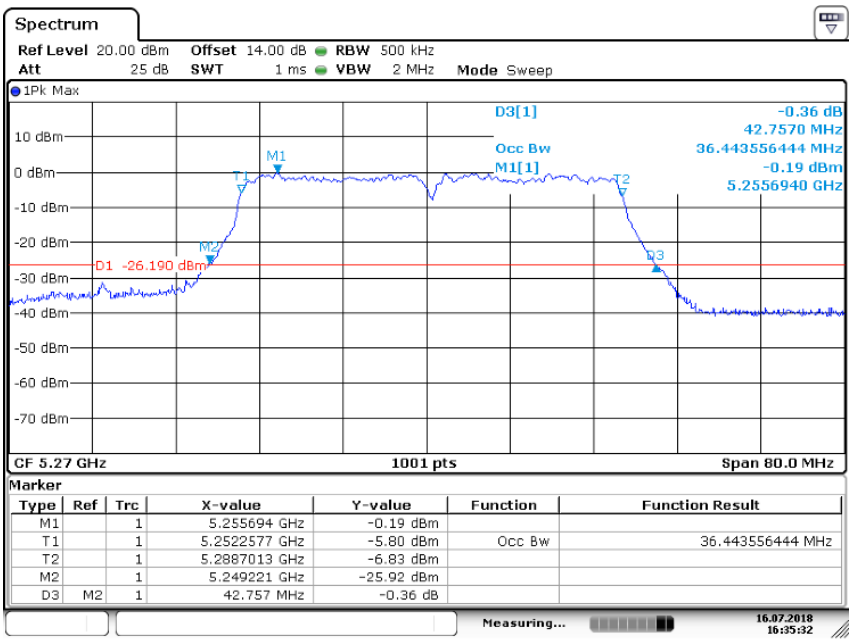

Date: 16.JUL.2018 16:35:31

Emission Bandwidth&99% Occupied Bandwidth		UNII Band II-A	
Test Model	802.11ac(VHT40) mode	Frequency(MHz)	5310

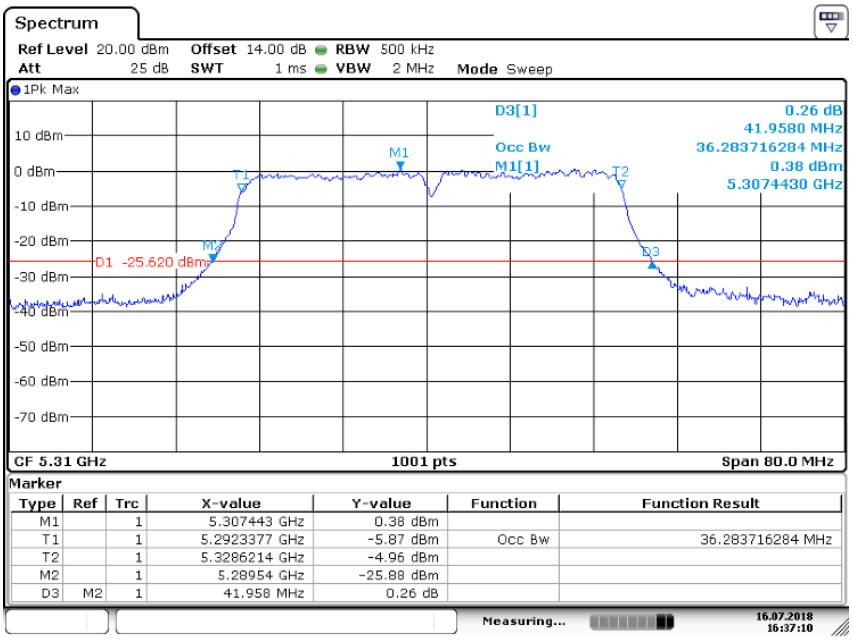

Date: 16.JUL.2018 16:37:10

Emission Bandwidth&99% Occupied Bandwidth		UNII Band II-C	
Test Model	802.11ac(VHT40) mode	Frequency(MHz)	5510

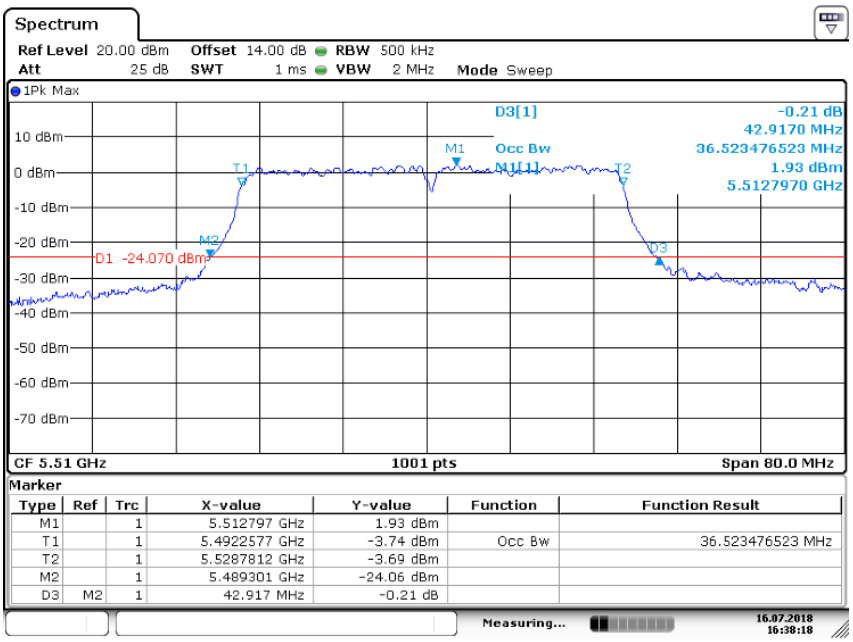

Date: 16.JUL.2018 16:38:18

Emission Bandwidth&99% Occupied Bandwidth		UNII Band II-C	
Test Model	802.11ac(VHT40) mode	Frequency(MHz)	5590

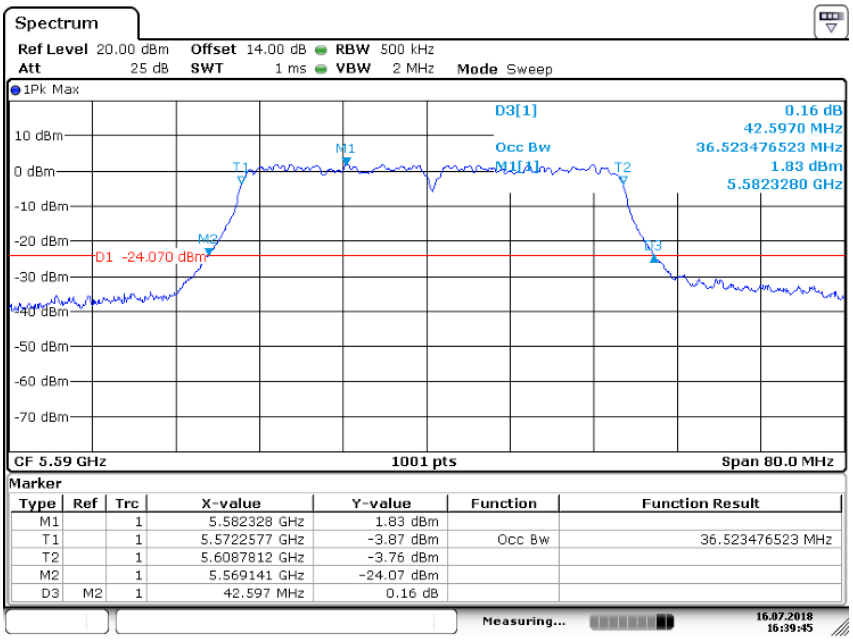

Date: 16.JUL.2018 16:39:45

Emission Bandwidth&99% Occupied Bandwidth		UNII Band II-C	
Test Model	802.11ac(VHT40) mode	Frequency(MHz)	5670

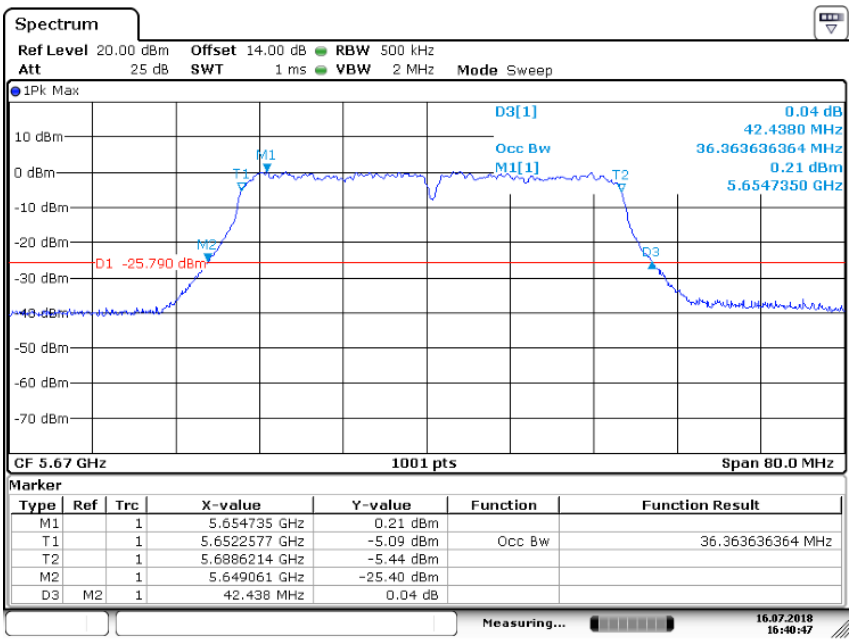

Date: 16.JUL.2018 16:40:47

Emission Bandwidth&99% Occupied Bandwidth		UNII Band III	
Test Model	802.11ac(VHT40) mode	Frequency(MHz)	5755

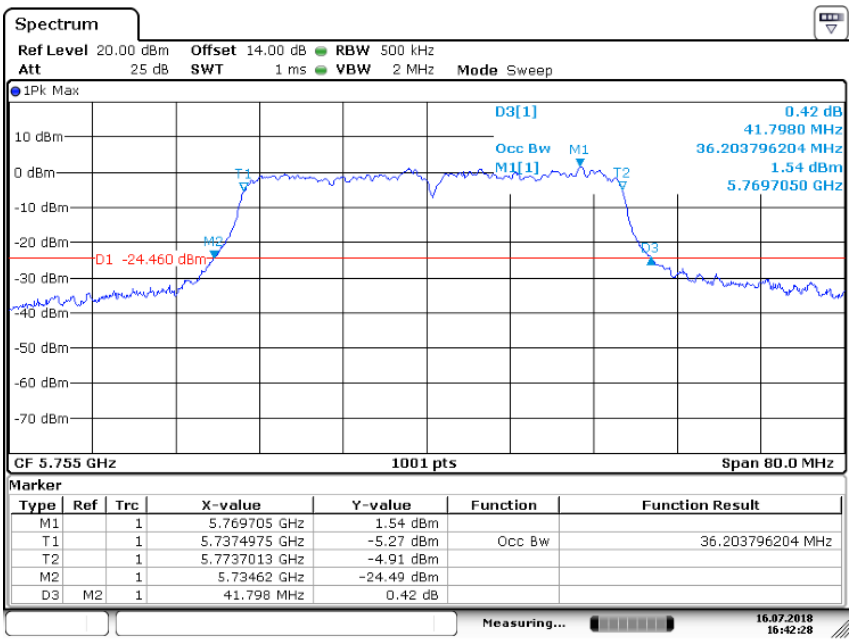

Date: 16.JUL.2018 16:42:27

Emission Bandwidth&99% Occupied Bandwidth		UNII Band III	
Test Model	802.11ac(VHT40) mode	Frequency(MHz)	5795

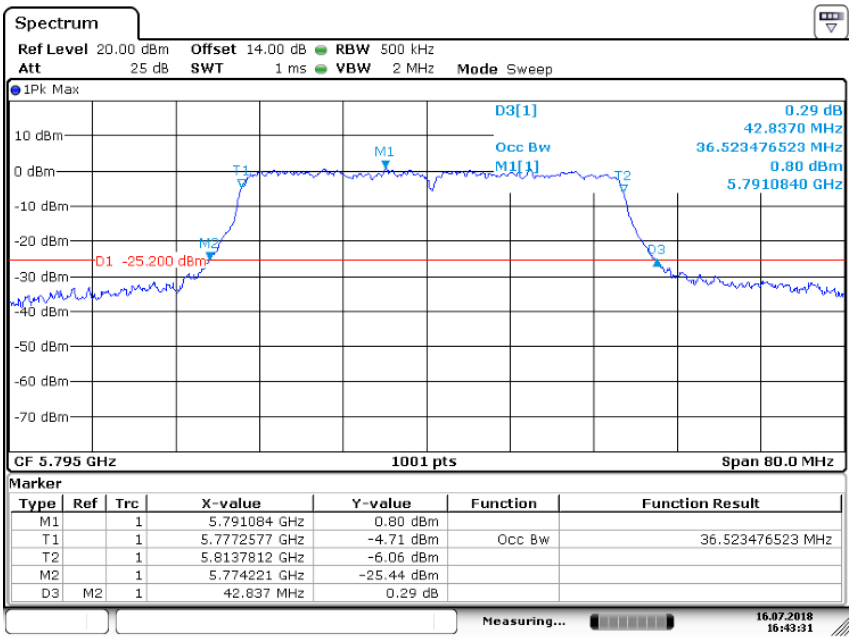

Date: 16.JUL.2018 16:43:30

Emission Bandwidth&99% Occupied Bandwidth		UNII Band I	
Test Model	802.11ac(VHT80) mode	Frequency(MHz)	5210

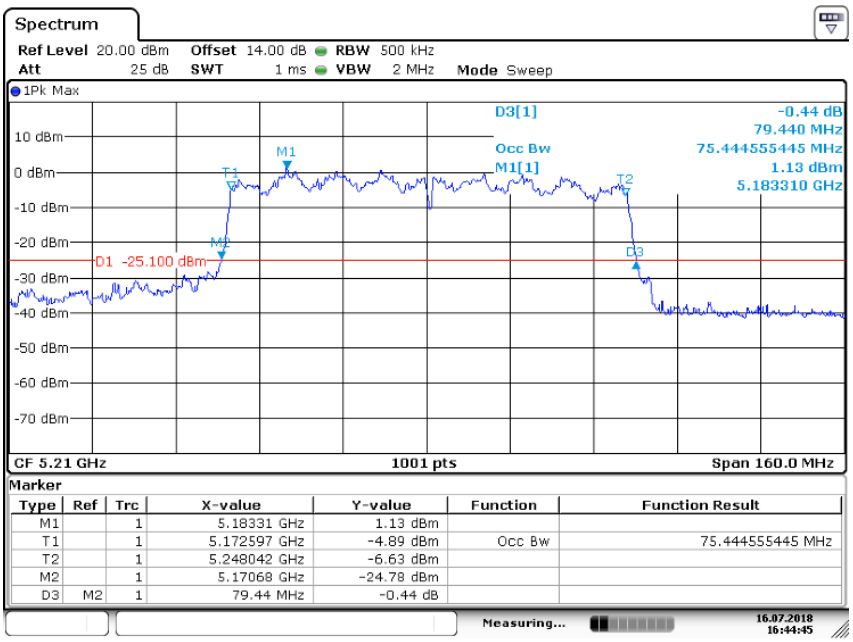

Date: 16.JUL.2018 16:44:44

Emission Bandwidth&99% Occupied Bandwidth		UNII Band II-A	
Test Model	802.11ac(VHT80) mode	Frequency(MHz)	5290

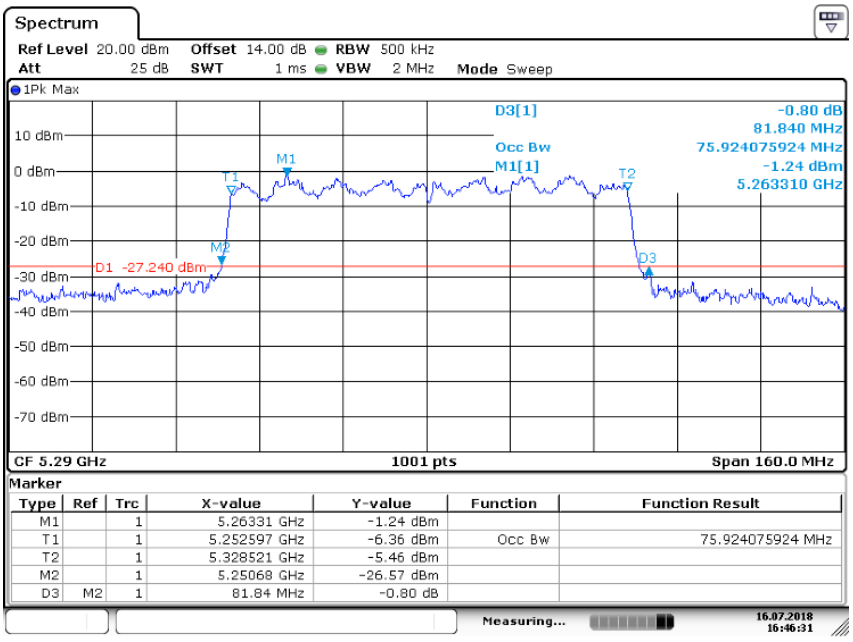

Date: 16.JUL.2018 16:46:31

Emission Bandwidth&99% Occupied Bandwidth		UNII Band II-C	
Test Model	802.11ac(VHT80) mode	Frequency(MHz)	5530

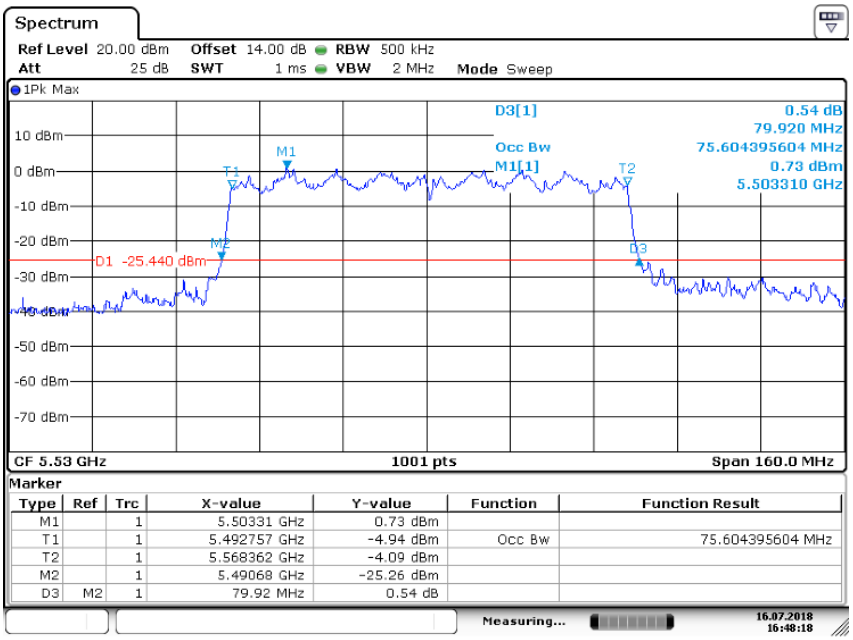

Date: 16.JUL.2018 16:48:18

Emission Bandwidth&99% Occupied Bandwidth		UNII Band II-C	
Test Model	802.11ac(VHT80) mode	Frequency(MHz)	5610

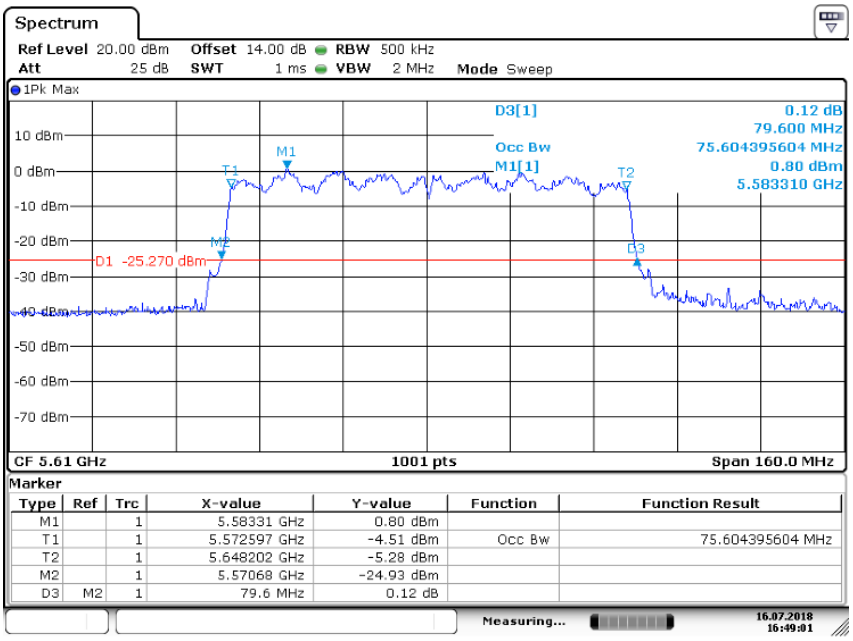

Date: 16.JUL.2018 16:49:01

Emission Bandwidth&99% Occupied Bandwidth		UNII Band III	
Test Model	802.11ac(VHT80) mode	Frequency(MHz)	5775

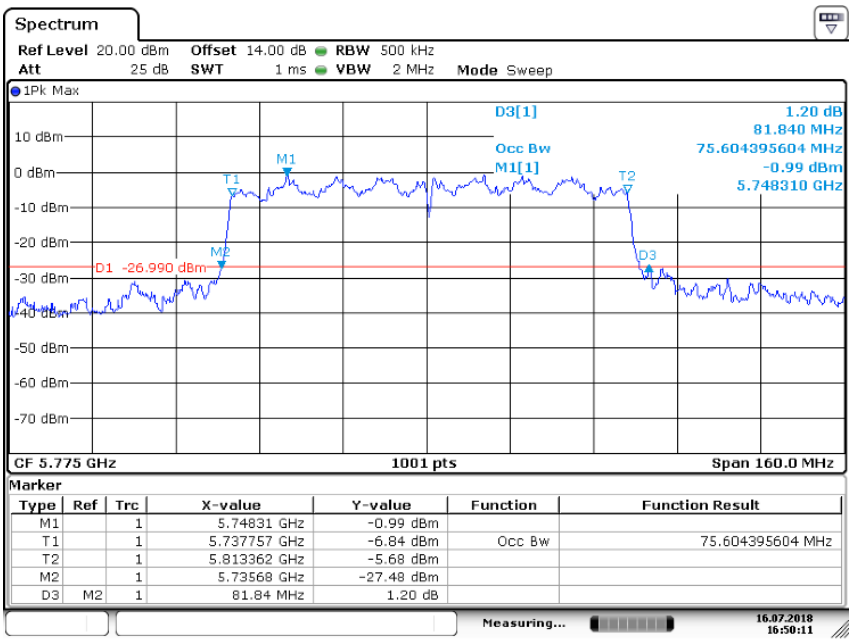

Marker

Type	Ref	Trc	X-value	Y-value	Function	Function Result
M1		1	5.74831 GHz	-0.99 dBm		
T1		1	5.737757 GHz	-6.84 dBm	Occ Bw	75.604395604 MHz
T2		1	5.813362 GHz	-5.68 dBm		
M2		1	5.73568 GHz	-27.48 dBm		
D3	M2	1	81.84 MHz	1.20 dB		

Date: 16.JUL.2018 16:50:11

Minimum Emission Bandwidth		UNII Band III	
Test Model	802.11a mode	Frequency(MHz)	5745

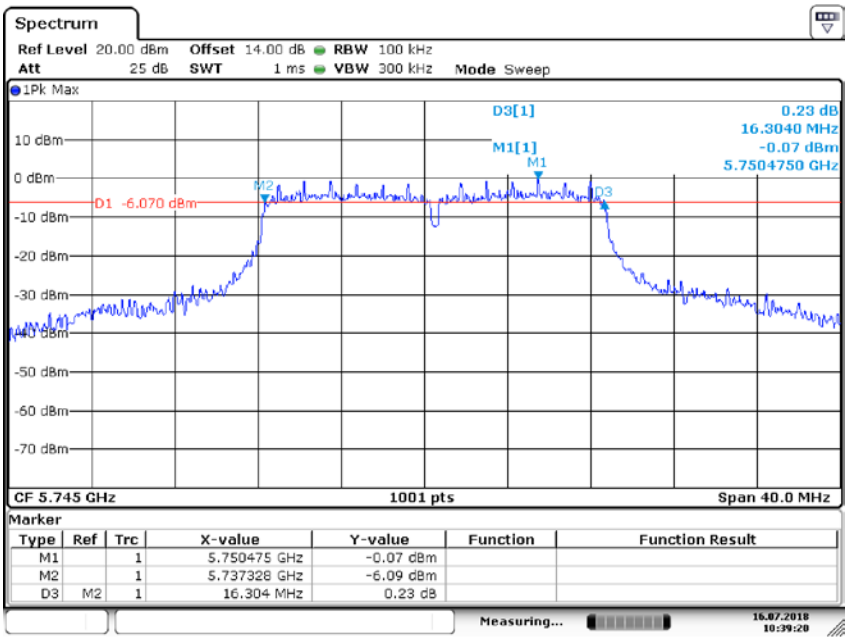

Date: 16.JUL.2018 10:39:20

Minimum Emission Bandwidth		UNII Band III	
Test Model	802.11a mode	Frequency(MHz)	5785

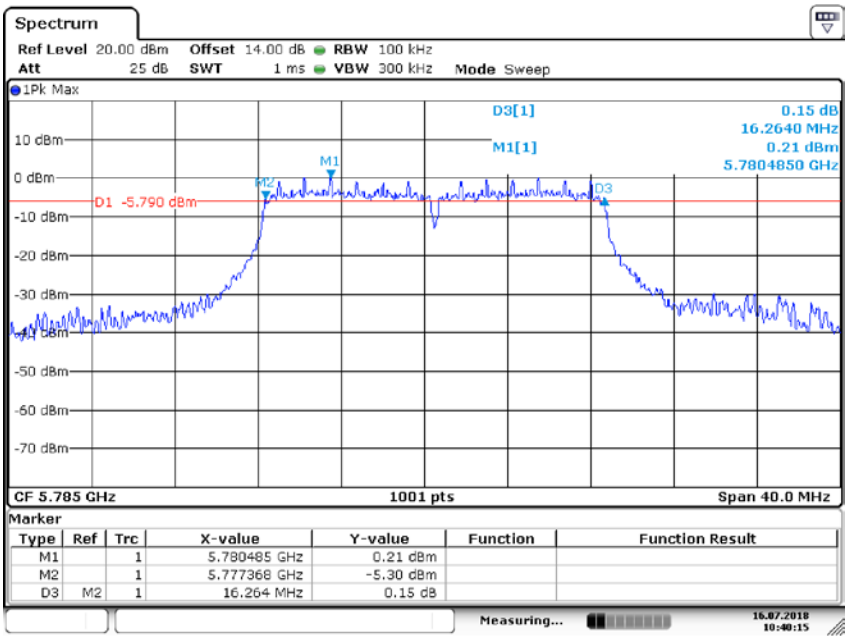

Date: 16.JUL.2018 10:40:15

Minimum Emission Bandwidth		UNII Band III	
Test Model	802.11a mode	Frequency(MHz)	5825

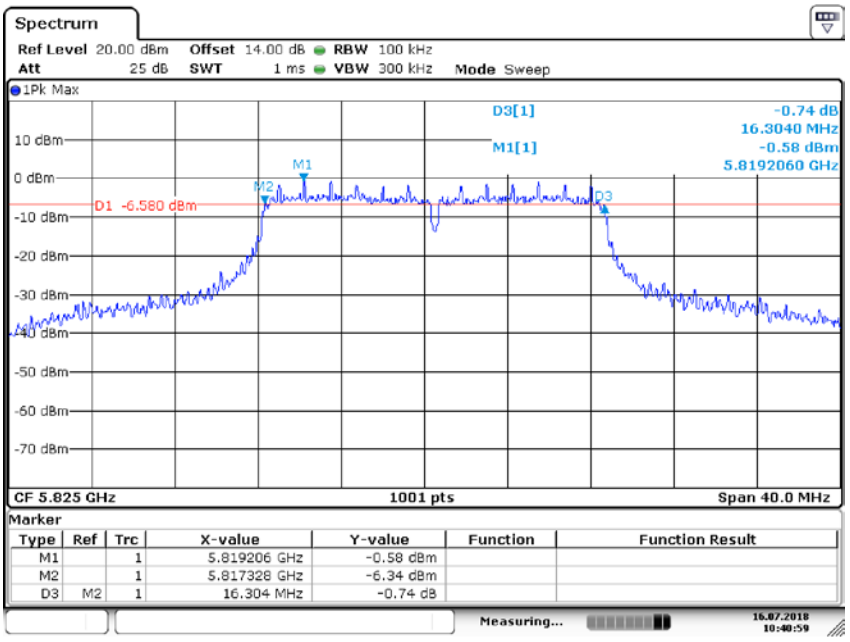

Date: 16.JUL.2018 10:41:00

Minimum Emission Bandwidth		UNII Band III	
Test Model	802.11n(HT20) mode	Frequency(MHz)	5745

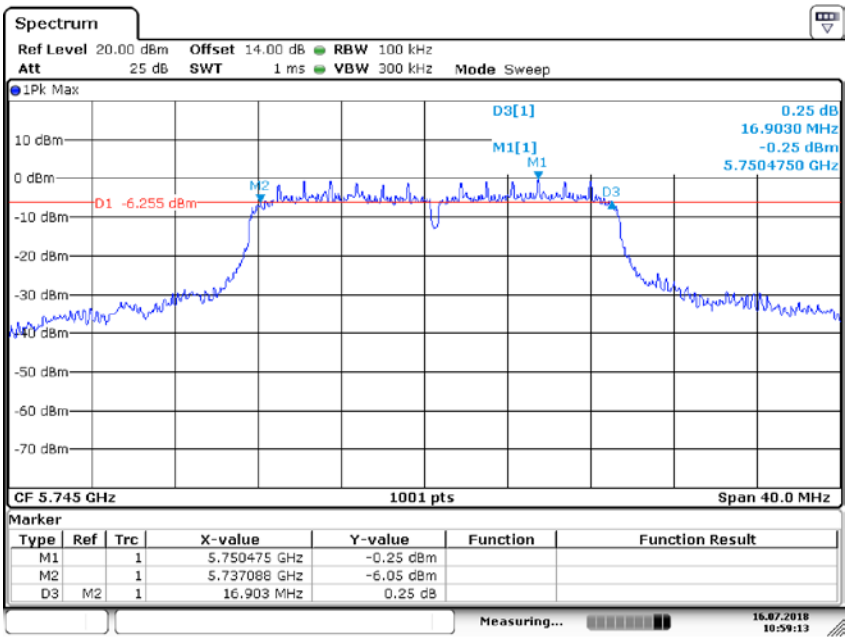

Date: 16.JUL.2018 10:59:13

Minimum Emission Bandwidth		UNII Band III	
Test Model	802.11n(HT20) mode	Frequency(MHz)	5785

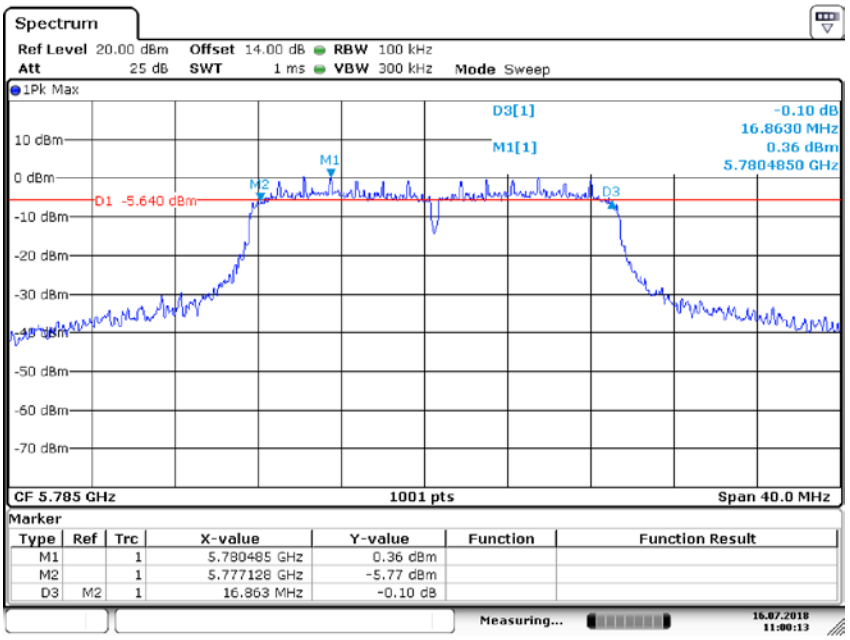

Date: 16.JUL.2018 11:00:14

Minimum Emission Bandwidth		UNII Band III	
Test Model	802.11n(VHT20) mode	Frequency(MHz)	5825

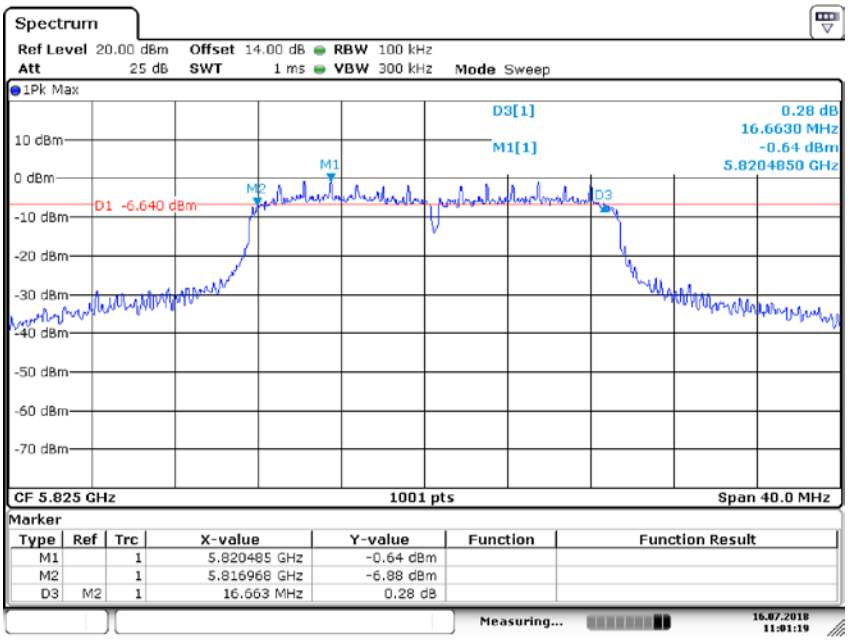

Date: 16.JUL.2018 11:01:19

Minimum Emission Bandwidth		UNII Band III	
Test Model	802.11ac(VHT20) mode	Frequency(MHz)	5745

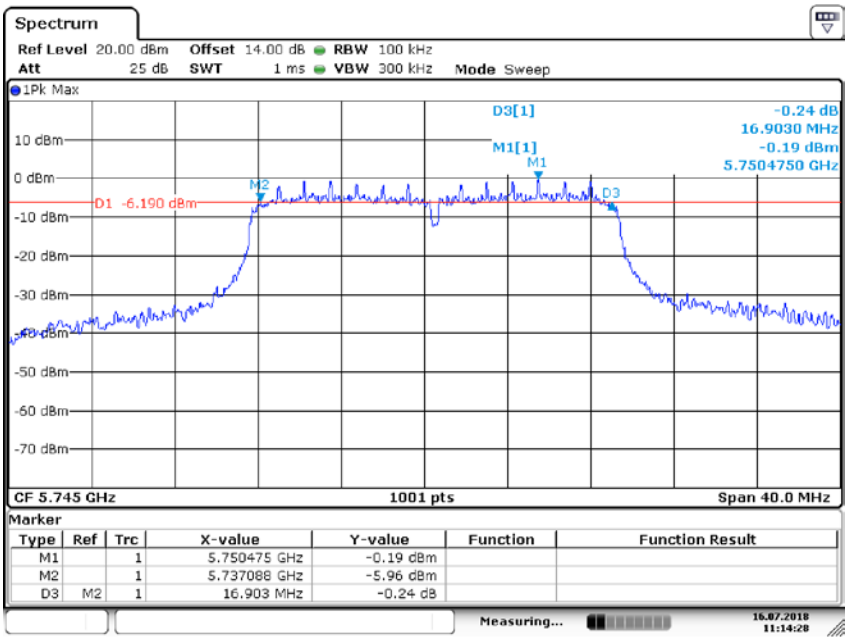

Date: 16.JUL.2018 11:14:28

Minimum Emission Bandwidth		UNII Band III	
Test Model	802.11ac(VHT20) mode	Frequency(MHz)	5785

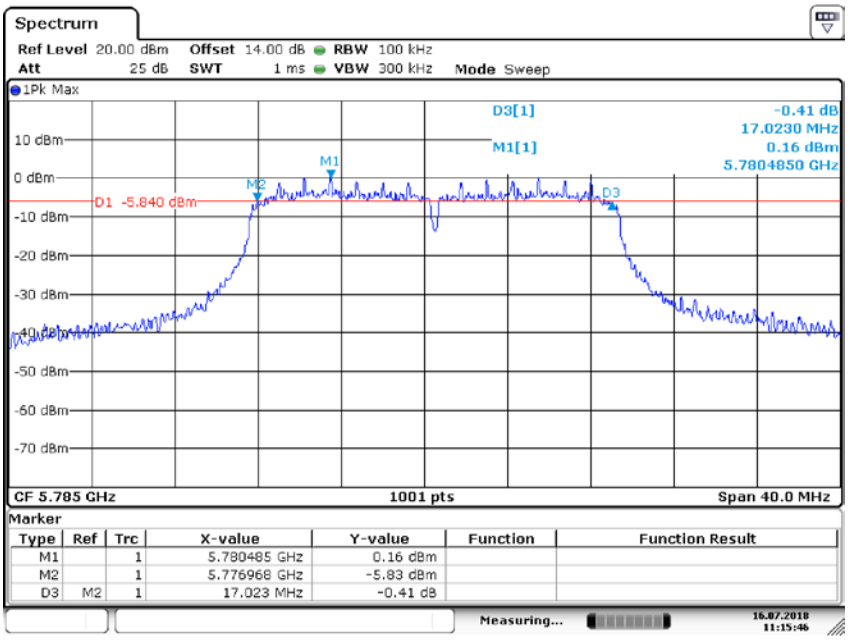

Date: 16.JUL.2018 11:15:46

Minimum Emission Bandwidth		UNII Band III	
Test Model	802.11ac(VHT20) mode	Frequency(MHz)	5825

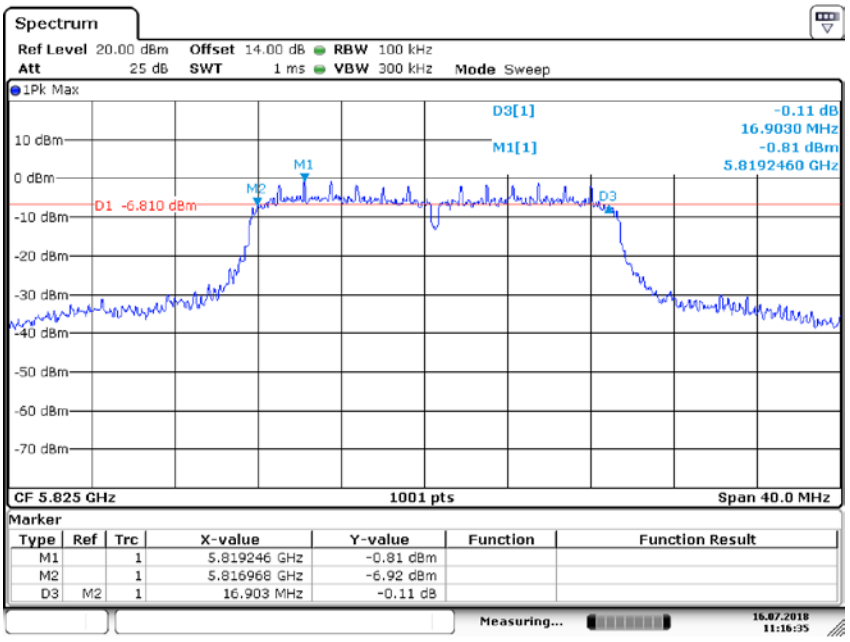

Date: 16.JUL.2018 11:16:35

Minimum Emission Bandwidth		UNII Band III	
Test Model	802.11n(HT40) mode	Frequency(MHz)	5755

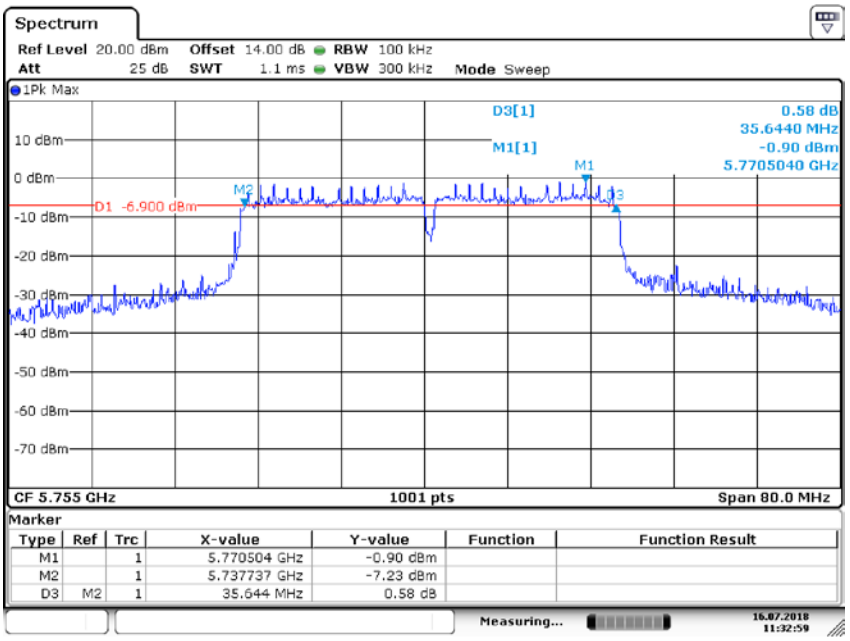

Date: 16.JUL.2018 11:32:59

Minimum Emission Bandwidth		UNII Band III	
Test Model	802.11n(HT40) mode	Frequency(MHz)	5795

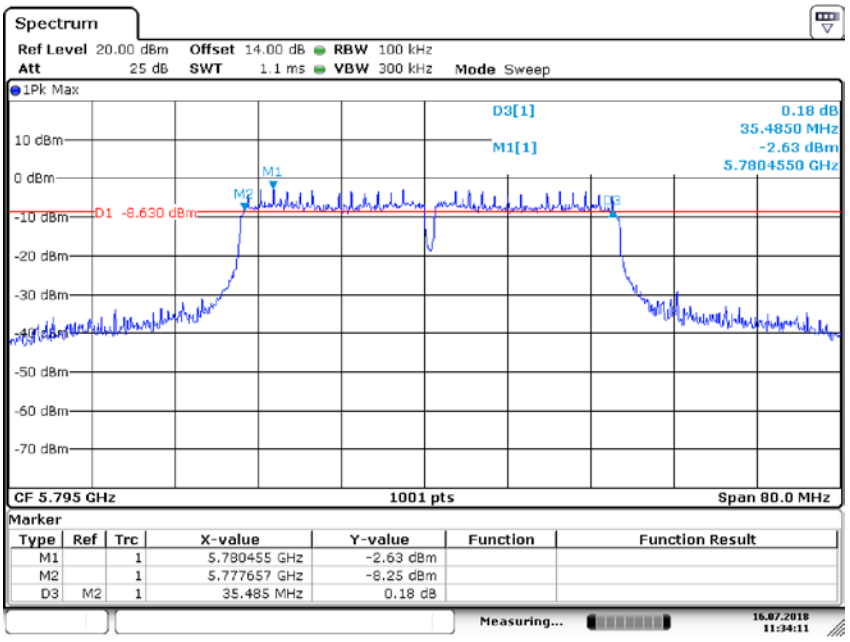

Date: 16.JUL.2018 11:34:11

Minimum Emission Bandwidth		UNII Band III	
Test Model	802.11ac(VHT40) mode	Frequency(MHz)	5755

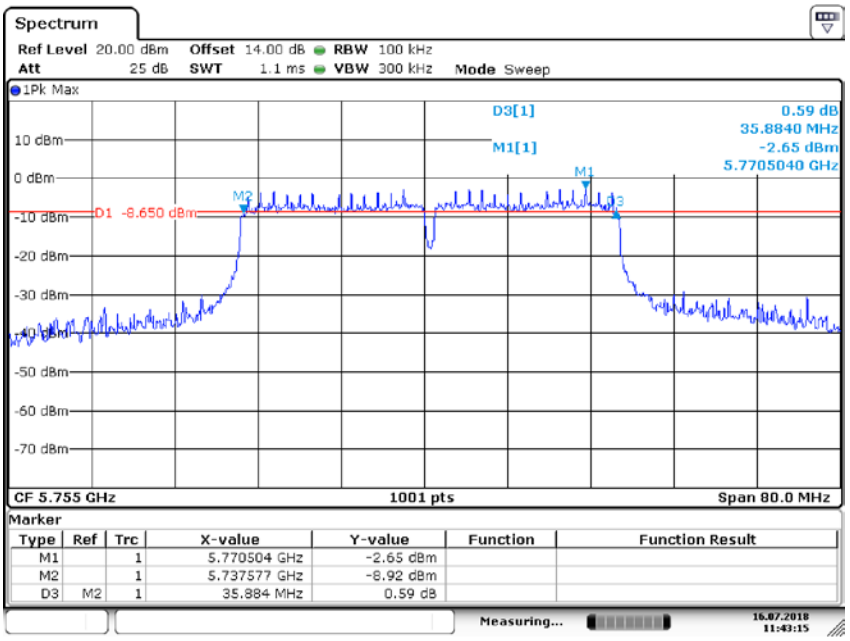

Date: 16 JUL 2018 11:43:15

Minimum Emission Bandwidth		UNII Band III	
Test Model	802.11ac(VHT40) mode	Frequency(MHz)	5795

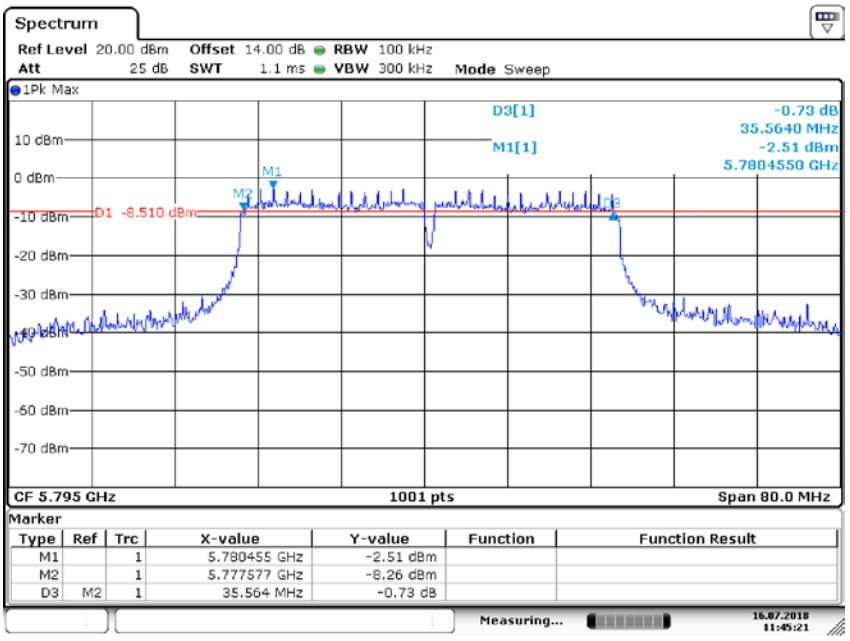

Date: 16 JUL 2018 11:45:20

Minimum Emission Bandwidth		UNII Band III	
Test Model	802.11ac(VHT80) mode	Frequency(MHz)	5775

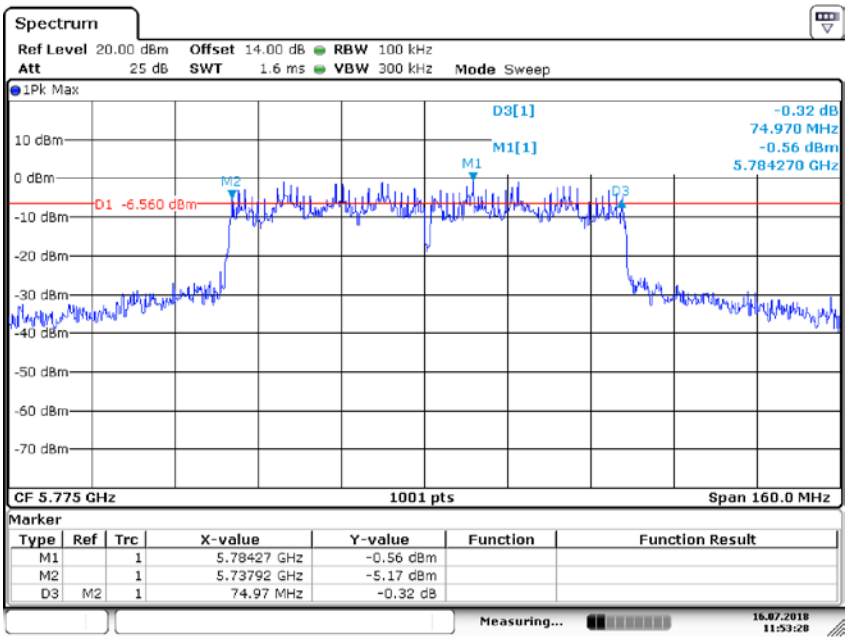

Date: 16.JUL.2018 11:53:29

B. Antenna 1

Emission Bandwidth&99% Occupied Bandwidth		UNII Band I	
Test Model	802.11a	Frequency(MHz)	5180

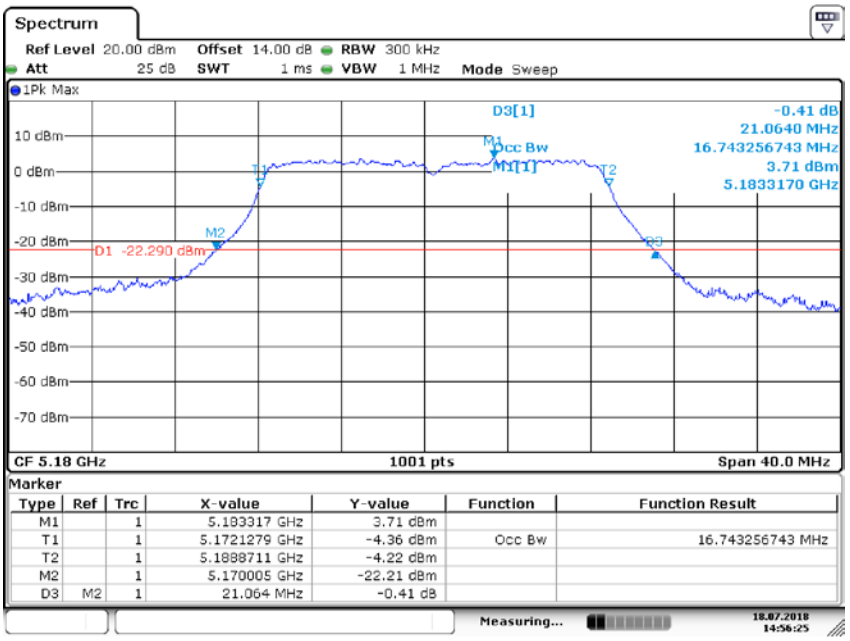

Date: 18.JUL.2018 14:56:25

Emission Bandwidth&99% Occupied Bandwidth		UNII Band I	
Test Model	802.11a	Frequency(MHz)	5200

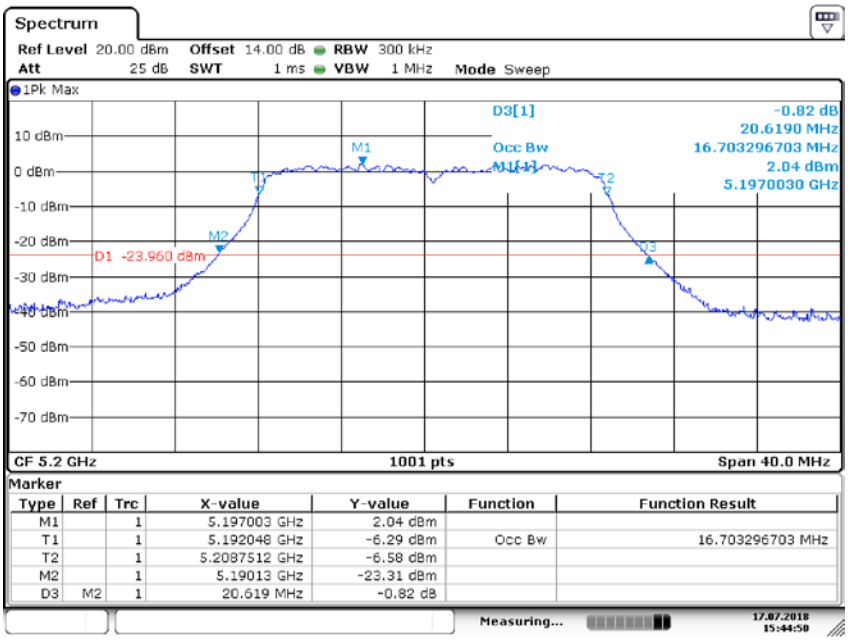

Date: 17.JUL.2018 15:44:50

Emission Bandwidth&99% Occupied Bandwidth		UNII Band I	
Test Model	802.11a	Frequency(MHz)	5240

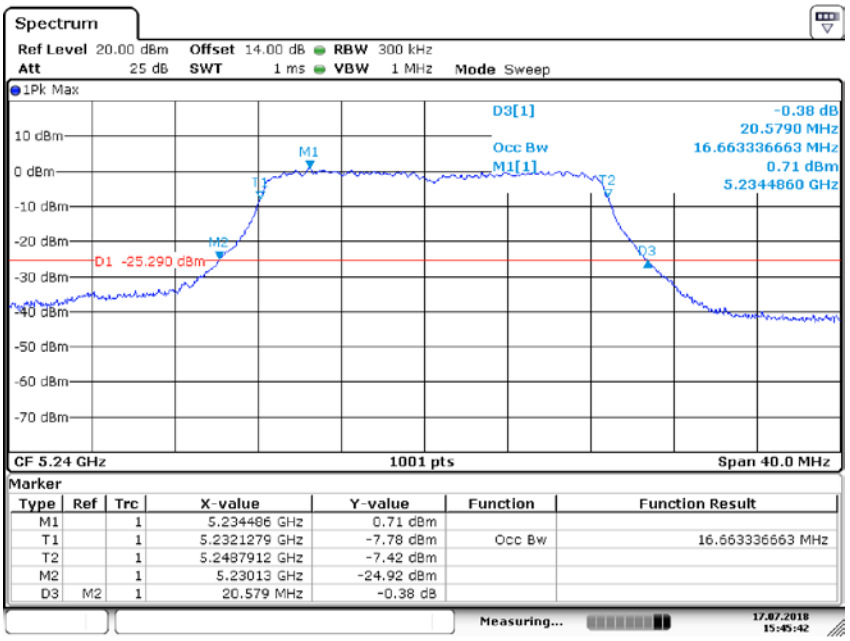

Date: 17.JUL.2018 15:45:41

Emission Bandwidth&99% Occupied Bandwidth		UNII Band II-A	
Test Model	802.11a	Frequency(MHz)	5260

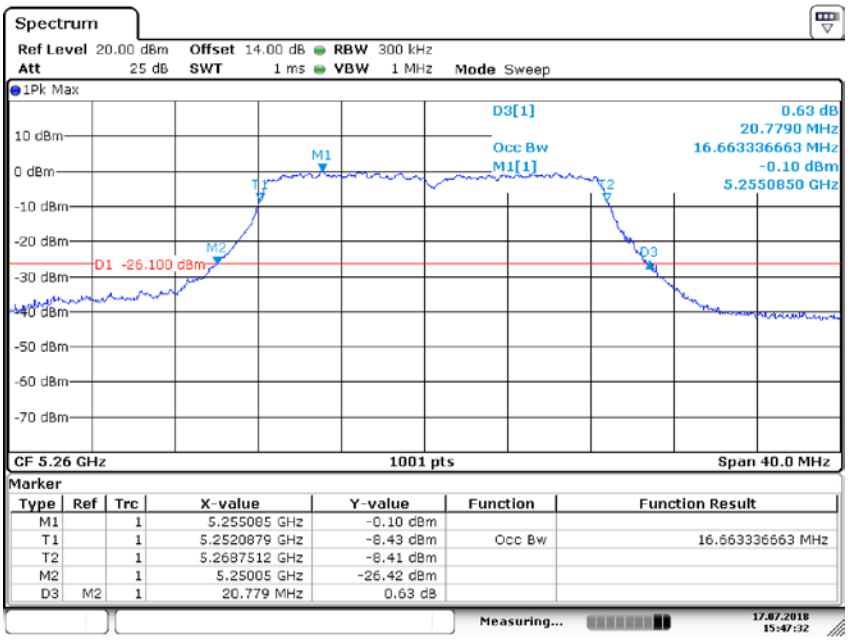

Date: 17.JUL.2018 15:47:31

Emission Bandwidth&99% Occupied Bandwidth		UNII Band II-A	
Test Model	802.11a	Frequency(MHz)	5280

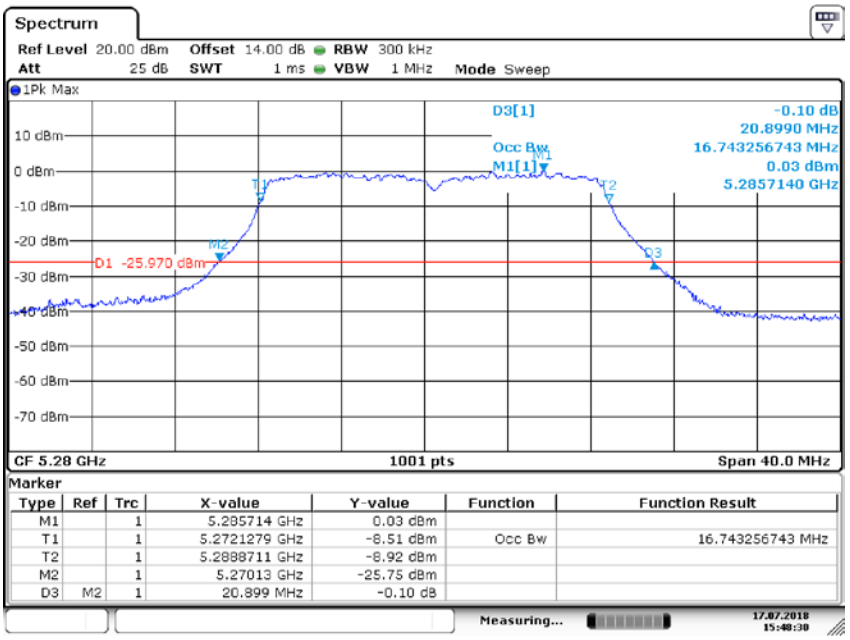

Date: 17.JUL.2018 15:48:31

Emission Bandwidth&99% Occupied Bandwidth		UNII Band II-A	
Test Model	802.11a	Frequency(MHz)	5320

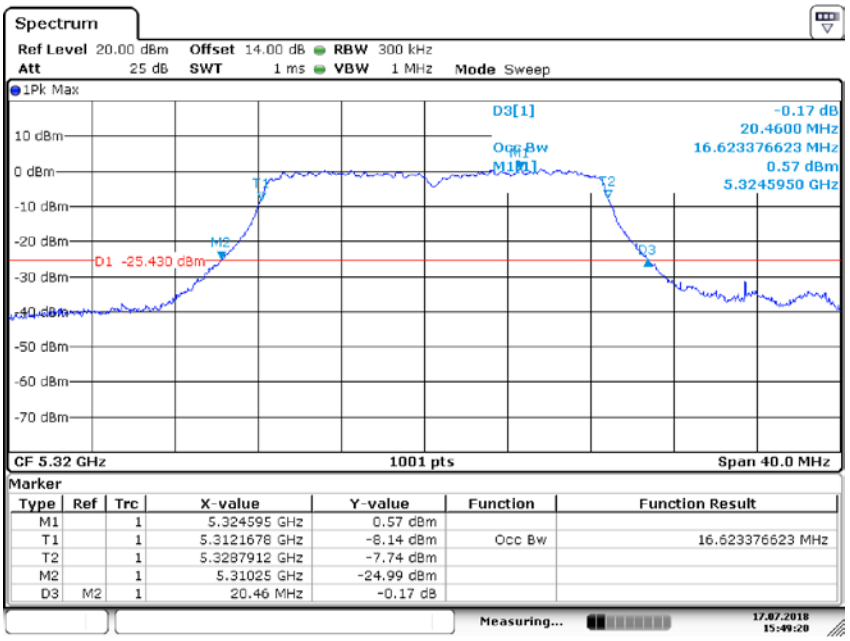

Date: 17.JUL.2018 15:49:20

Emission Bandwidth&99% Occupied Bandwidth		UNII Band II-C	
Test Model	802.11a	Frequency(MHz)	5500

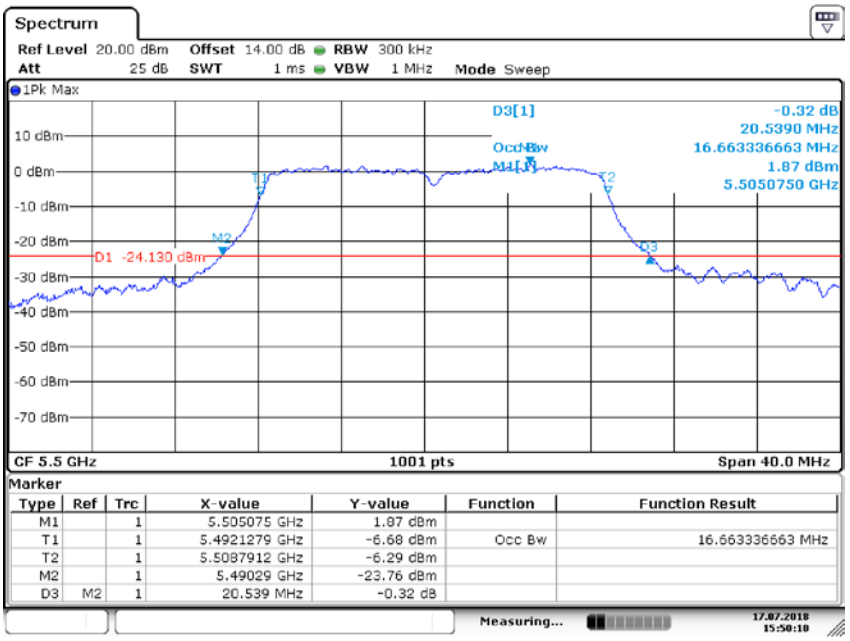

Date: 17.JUL.2018 15:50:10

Emission Bandwidth&99% Occupied Bandwidth		UNII Band II-C	
Test Model	802.11a	Frequency(MHz)	5600

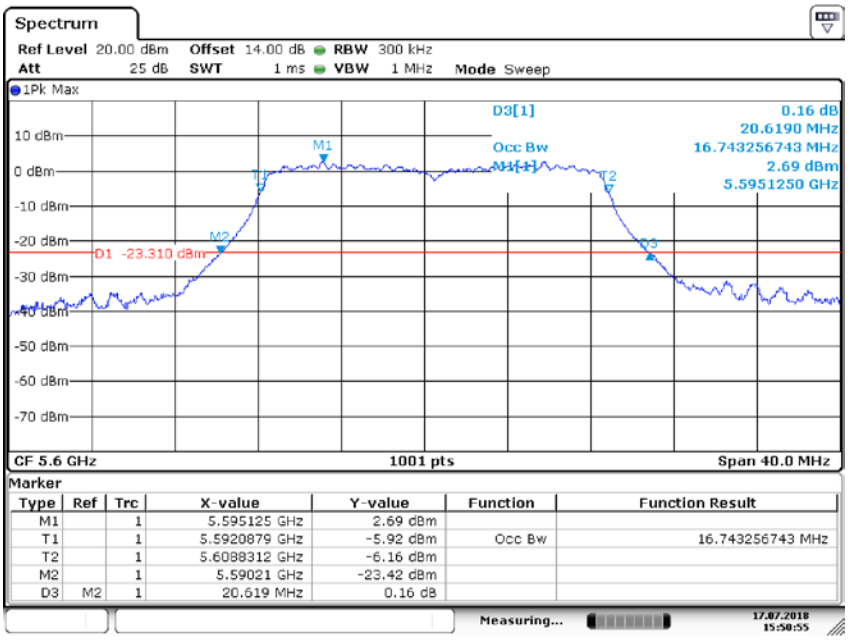

Date: 17.JUL.2018 15:50:54

Emission Bandwidth&99% Occupied Bandwidth		UNII Band II-C	
Test Model	802.11a	Frequency(MHz)	5700

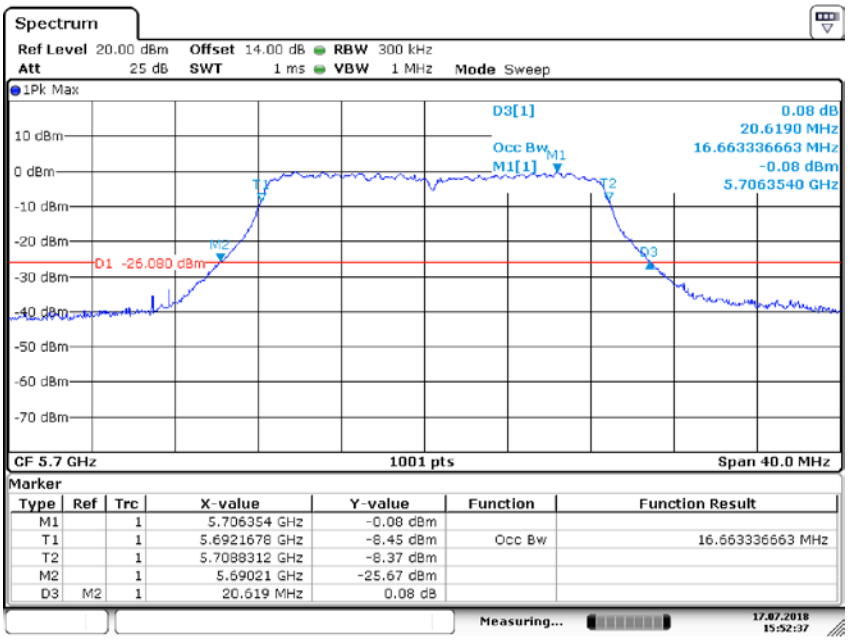

Date: 17.JUL.2018 15:52:36