FCC / IC TEST REPORT

for

47 CFR Part 22H, 24E, RSS-132, and RSS-133

Equipment	:	**PDA Phone**
Trade Name	:	**palm**
Model No.	:	**Treo 680**
FCC ID	:	**O8F-850**
IC ID	:	**3905-850**
Tx Frequency Range	:	**GSM850 : 824.2~848.8 MHz** **PCS : 1850.2~1909.8 MHz**
Max. ERP/EIRP Power	:	**GSM850 (GSM) : 0.81 W** **PCS (GSM) : 0.72 W** **GSM850 (EDGE) : 0.36 W** **PCS (EDGE) : 0.44 W**
Emission Designator	:	**GSM : 246KGXW** **EDGE : 244KG7W**
Applicant	:	**Palm, Inc** 950 W Maude Avenue MS22L02 Sunnyvale, CA 94085-2801

- The test result refers exclusively to the test presented test model / sample.
- Without written approval of SPORTON International Inc., the test report shall not be reproduced except in full.
- **Certificate or Test Report must not be used by the applicant to claim the product in this test report endorsement by NVLAP or any agency of U.S. government.**
- The data shown in this test report were carried out during Jun. 02, 2006 and Jun. 03, 2006 at **Sporton International Inc. LAB.**
- Report No.: FG660617, Report Version: Rev. 02.

Daniel Lee

Dr. Daniel Lee
EMC/SAR Director

SPORTON International Inc.

6F, No.106, Sec. 1, Hsin Tai Wu Rd., Hsi Chih, Taipei Hsien, Taiwan, R.O.C.

Table of Contents

History of this test report ..... **ii**
1. General Information **1**
1.1. Applicant 1
1.2 Manufacturer 1
1.3 Basic Description of Equipment under Test 1
1.4 Feature of Equipment under Test 2
1.5 Report Date 2
2 Test Configuration of Equipment under Test **3**
2.1 Test Manner 3
2.2 Test Mode 3
2.3 Connection Diagram of Test System 4
2.4 Ancillary Equipment List 4
3. General Information of Test Site **5**
3.1 Test Voltage 5
3.2 Test in Compliance with 5
3.3 Frequency Range Investigated 5
3.4 Test Distance 5
4. Test Data and Test Result **6**
4.1 List of Measurements and Examinations 6
4.2 RF Output Power 7
4.3 ERP / EIRP Measurement 8
4.4 Occupied Bandwidth and Band Edge Measurement 12
4.5 Conducted Emission 29
4.6 Field Strength of Spurious Radiation 48
4.7 Frequency Stability (Temperature Variation) 94
4.8 Frequency Stability (Voltage Variation) 97
5 List of Measurement Equipments **99**
6 Uncertainty Evaluation **100**

Appendix A. Photographs of Setup

History of this test report

Report Issue Date: Aug. 31, 2006

Report No.	Description

1. General Information

1.1. Applicant

Palm, Inc
950 W Maude Avenue MS22L02 Sunnyvale, CA 94085-2801

1.2 Manufacturer

Inventec Appliances(Shanghai) Co., Ltd.
7 GuiQing Road, Shanghai 200233, China P.R.C.

1.3 Basic Description of Equipment under Test

Equipment	: PDA Phone
Trade Name	: palm
Model No.	: Treo 680
FCC ID	: O8F-850
IC ID	: 3905-850
Power Supply Type	: Switching
AC Power Cord	: AC 120V, Non-shielded, Wall-mount, 1.8 meter, 2 pin
Adapter 1	: Leader, MU03-W052100-A1
Adapter 2	: Netbit, DSC51F series
Adapter 3	: MEI, SCPxxxyyyyP series
Adapter 4	: Pie, P005WA050J01200
Battery 1	: SAMSUNG, ICP653450U
Battery 2	: TYCO, B6177

Remark: Battery 1 and Battery 2 have the same circuit design, only battery 1 was used for testing.

1.4 Feature of Equipment under Test

DUT Type :	PDA Phone
Trade Name :	palm
Model Name :	Treo 680
FCC ID :	O8F-850
IC ID :	3905-850
Tx Frequency :	GSM850 : 824 ~ 849 MHz PCS : 1850 ~1910 MHz Bluetooth : 2400~2483.5 MHz
Rx Frequency :	GSM850 : 869 ~ 894 MHz PCS : 1930 ~ 1990 MHz Bluetooth : 2400~2483.5 MHz
Antenna Connector :	N/A
Antenna Type :	GSM : PIFA Antenna Bluetooth : Chip Antenna
Antenna Gain :	GSM : 4.64 dBi Bluetooth : 3 dBi
Maximum Output Power to Antenna :	GSM850 (GSM) : 32.53 dBm GSM850 (GPRS) : 32.47 dBm GSM850 (EDGE) : 26.70 dBm PCS (GSM) : 29.00 dBm PCS (GPRS) : 28.96 dBm PCS (EDGE) : 25.50 dBm Bluetooth : 0.47 dBm
Maximum ERP/EIRP :	GSM850 : 0.81 W (29.06 dBm) PCS1900 : 0.72 W (28.60 dBm) GSM850 EDGE : 0.36 W (25.62 dBm) PCS1900 EDGE : 0.44 W (26.43 dBm)
HW Version :	EVT3
SW Version :	PalmOS Garnet v.5.4.9-ROM build ver: 3007
Power Rating (DC/AC , Voltage and Current of RF element or PA) :	DC 3.7V
Digital Modulation Emission :	GSM850/PCS1900 : GMSK EDGE : 8PSK Bluetooth : GFSK
Type of Emission :	GSM : 246KGXW EDGE : 244KG7W
DUT Stage :	Identical Prototype

1.5 Report Date

EUT Received : Jun. 06, 2006

Report Date : Aug. 31, 2006

2 Test Configuration of Equipment under Test

2.1 Test Manner

a. The spurious emission measurements were carried out in semi-anechoic chamber with 3-meter test range.

b. During all testings, EUT is in link mode with base station emulator at maximum power level. (PCL=5 for GSM 850 or PCL=0 for PCS 1900)

c. Frequency range investigated: radiated emission 30 MHz to 9000 MHz for GSM850; 30MHz to 19000 MHz for PCS.

2.2 Test Mode

Application	GSM 850	PCS 1900	GSM 850 EDGE	PCS 1900 EDGE
Radiated Emission	☒ Mode 1: CH 189 ☒ Mode 5: CH 189+Bluetooth Link	☒ Mode 2: CH 661	☒ Mode 3: CH 189	☒ Mode 4: CH 661
Conducted Measurement	☒ Mode 1: CH 189	☒ Mode 2: CH 661	☒ Mode 3: CH 189	☒ Mode 4: CH 661

2.3 Connection Diagram of Test System

Mode 1-4：

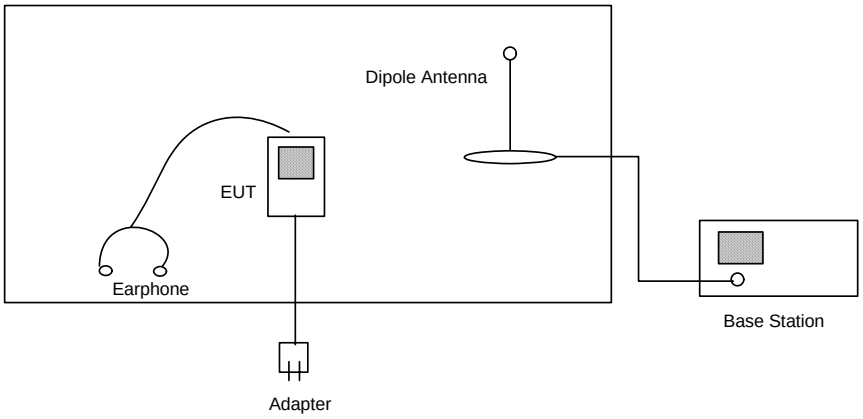

Mode 5：

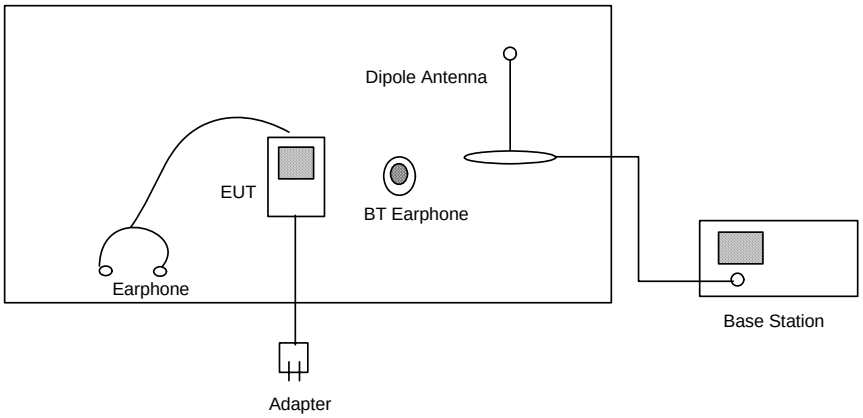

2.4 Ancillary Equipment List

Item	Equipment	Model No.	Serial No.
1.	Base Station(R&S)	CMU200	106656
2.	Bluetooth Earphone(Free Stytle)	JD-100	N/A

3. General Information of Test Site

Test Site Location	:	No. 52, Hwa Ya 1st Rd., Hwa Ya Technology Park, Kwei-Shan Hsiang, Tao Yuan Hsien, Taiwan, R.O.C. TEL : 886-3-327-3456 FAX : 886-3-318-0055
Test Site No	:	OTA-02, 03CH06-HY

The chamber meets the characteristics of ANSI C63.4-2003. This site is on file with the FCC. The Industry Canada file number for this site is IC 4088.

3.1 Test Voltage

120V/ 60Hz

3.2 Test in Compliance with

47 CFR Part 22H, 24E, Part 2, RSS-132 Issue 2, and RSS-133 Issue 3.

3.3 Frequency Range Investigated

a. Radiation: from 30MHz to 9000MHz for GSM850.
b. Radiation: from 30 MHz to 19000 MHz for PCS.

3.4 Test Distance

The test distance of radiated emission from antenna to EUT is 3 m.

4. Test Data and Test Result

4.1 List of Measurements and Examinations

FCC Rule	IC Rule	DESCRIPTION OF TEST	Result	Section
§2.1046	RSS-132 §4.4 RSS-133 §6.4	RF Output Power	Passed	4.2
§ 22.913 §24.232	RSS-132 §4.4 RSS-133 §6.4	ERP / EIRP	Passed	4.3
§2.1049, § 22.917, § 24.238(b)	RSS-132 §4.5 RSS-133 §6.5	Occupied Bandwidth & Band Edge Measurement	Passed	4.4
§2.1051	RSS-132 §4.5 RSS-133 §6.5	Conducted Emission	Passed	4.5
§2.1053	RSS-132 §4.5 RSS-133 §6.5	Field Strength of Spurious Radiation	Passed	4.6
§2.1055, § 22.355, §24.235	RSS-132 §4.3 RSS-133 §6.3	Frequency Stability vs. Temperature	Passed	4.7
§2.1055, §22.355, §24.235	RSS-132 §4.3 RSS-133 §6.3	Frequency Stability vs. Voltage	Passed	4.8

4.2 RF Output Power

4.2.1 Measurement Instruments：

As described in chapter 5 of this test report.

4.2.2 Test Procedure：

1. The transmitter output was connected to power meter and base station through power divider.
2. Set EUT at PCL=5 for GSM 850 and/or PCL=0 for PCS 1900 maximum power through base station,.
3. Select lowest, middle, and highest channels for each band.

4.2.3 Test Setup Layout：

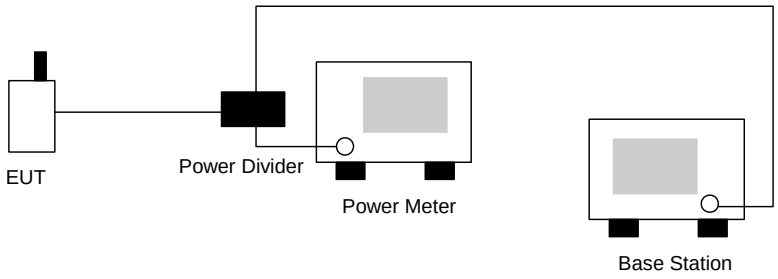

4.2.4 Test Result：

Bands	Channel	Frequency (MHz)	Conducted Power (dBm)	Conducted Power (Watts)
GSM850 (GSM)	128	824.2 (Low)	32.35	1.718
	189	836.4 (Mid)	32.52	1.786
	251	848.8 (High)	32.53	1.791
PCS (GSM)	512	1850.2 (Low)	29.00	0.794
	661	1880.0 (Mid)	28.73	0.746
	810	1909.8 (High)	28.54	0.714
GSM850 (EDGE)	128	824.2 (Low)	26.30	0.427
	189	836.4 (Mid)	26.60	0.457
	251	848.8 (High)	26.70	0.468
PCS (EDGE)	512	1850.2 (Low)	25.50	0.355
	661	1880.0 (Mid)	25.10	0.324
	810	1909.8 (High)	25.00	0.316

4.3 ERP / EIRP Measurement

Equivalent isotropic radiated power measurements by substitution method according to ANSI/TIA/EIA-603-C.

4.3.1 Measurement Instruments

As described in chapter 5 of this test report.

4.3.2 Test Procedure

1. The EUT was placed on a rotatable table with 1.0 meter height in an fully anechoic chamber.
2. The EUT was set 1.2 meters from the receiving antenna which was mounted on the antenna tower.
3. The table was rotated 360 degrees to determine the position of the highest radiated power.
4. The height of the receiving antenna is also kept at 1.0M height.
5. Taking the record of maximum ERP/EIRP.
6. A dipole antenna was substituted in place of the EUT and was driven by a signal generator.
7. The conducted power at the terminal of the dipole antenna is measured.
8. Repeat step 3 to step 5 to get the maximum ERP/EIRP of the substitution antenna.
9. ERP/EIRP = Ps + Et – Es + Gs = Ps + Rt – Rs + Gs

   Ps (dBm)：Input power to substitution antenna.

   Gs (dBi or dBd)：Substitution antenna Gain.

   Et = Rt + AF

   Es = Rs + AF

   AF (dB/m)：Receive antenna factor

   Rt：The highest received signal in Spectrum Analyzer for EUT.

   Rs：The highest received signal in spectrum analyzer for substitution antenna.

4.3.3 Test Setup Layout of ERP/EIRP

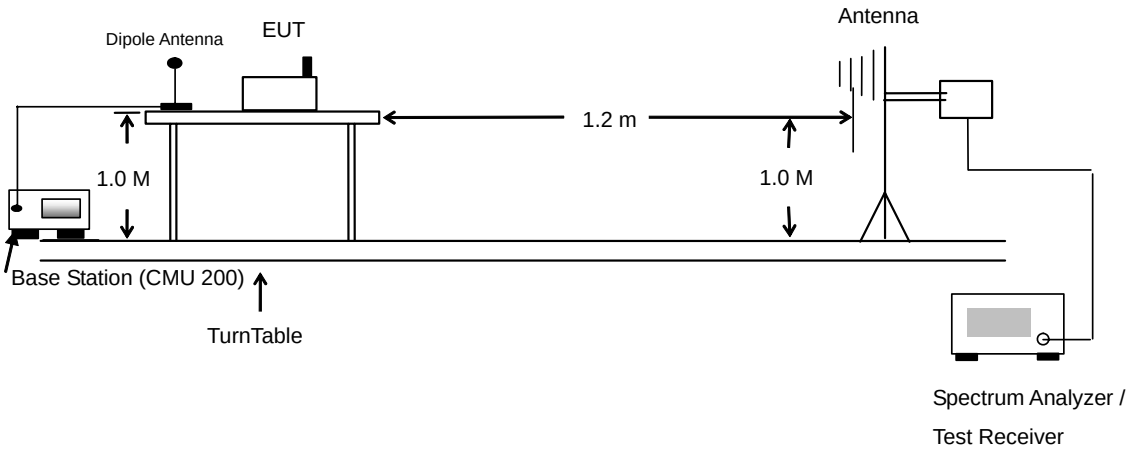

4.3.4 Test Result

GSM850 (GSM) Radiated Power ERP						
Horizontal Polarization						
Frequency (MHz)	Rt (dBm)	Rs (dBm)	Ps (dBm)	Gs (dBd)	ERP (dBm)	ERP (W)
824.2	-18.50	-48.12	0	-1.08	28.54	0.71
836.4	**-18.29**	**-48.28**	**0**	**-0.93**	**29.06**	**0.81**
848.8	-18.99	-48.35	0	-0.76	28.60	0.72
Vertical Polarization						
Frequency (MHz)	Rt (dBm)	Rs (dBm)	Ps (dBm)	Gs (dBd)	ERP (dBm)	ERP (W)
824.2	-30.53	-47.97	0	-1.08	16.36	0.04
836.4	-30.29	-48.01	0	-0.93	16.79	0.05
848.8	-31.31	-48.05	0	-0.76	15.98	0.04

PCS (GSM) Radiated Power EIRP						
Horizontal Polarization						
Frequency (MHz)	Rt (dBm)	Rs (dBm)	Ps (dBm)	Gs (dBi)	EIRP (dBm)	EIRP (W)
1850.2	-28.31	-51.88	0	1.96	25.53	0.36
1880	-26.54	-52.99	0	2	28.45	0.70
1909.8	-28.96	-54.28	0	1.98	27.30	0.54
Vertical Polarization						
Frequency (MHz)	Rt (dBm)	Rs (dBm)	Ps (dBm)	Gs (dBi)	EIRP (dBm)	EIRP (W)
1850.2	**-25.49**	**-52.13**	**0**	**1.96**	**28.60**	**0.72**
1880	-29.68	-53.17	0	2	25.49	0.35
1909.8	-32.86	-54.13	0	1.98	23.25	0.21

GSM850 (EDGE) Radiated Power ERP						
Horizontal Polarization						
Frequency (MHz)	Rt (dBm)	Rs (dBm)	Ps (dBm)	Gs (dBd)	ERP (dBm)	ERP (W)
824.2	-26.78	-48.12	0	-1.08	20.26	0.11
836.4	**-21.73**	**-48.28**	**0**	**-0.93**	**25.62**	**0.36**
848.8	-22.50	-48.35	0	-0.76	25.09	0.32
Vertical Polarization						
Frequency (MHz)	Rt (dBm)	Rs (dBm)	Ps (dBm)	Gs (dBd)	ERP (dBm)	ERP (W)
824.2	-38.99	-47.97	0	-1.08	7.90	0.01
836.4	-36.31	-48.01	0	-0.93	10.77	0.01
848.8	-34.45	-48.05	0	-0.76	12.84	0.02

PCS (EDGE) Radiated Power EIRP						
Horizontal Polarization						
Frequency (MHz)	Rt (dBm)	Rs (dBm)	Ps (dBm)	Gs (dBi)	EIRP (dBm)	EIRP (W)
1850.2	**-27.41**	**-51.88**	**0**	**1.96**	**26.43**	**0.44**
1880	-28.70	-52.99	0	2	26.29	0.43
1909.8	-31.02	-54.28	0	1.98	25.24	0.33
Vertical Polarization						
Frequency (MHz)	Rt (dBm)	Rs (dBm)	Ps (dBm)	Gs (dBi)	EIRP (dBm)	EIRP (W)
1850.2	-28.93	-52.13	0	1.96	25.16	0.33
1880	-31.69	-53.17	0	2	23.48	0.22
1909.8	-35.63	-54.13	0	1.98	20.48	0.11

4.4 Occupied Bandwidth and Band Edge Measurement

4.4.1 Measurement Instruments

As described in chapter 5 of this test report.

4.4.2 Test Procedure

1. The EUT was connected to Spectrum Analyzer and Base Station via power divider.
2. The occupied bandwidth of middle channel for the highest and lowest RF powers were measured.
3. The bandedge of low and high channels for the highest RF powers within the transmitting frequency band were measured. Setting RBW as roughly BW/100.

4.4.3 Test Setup Layout

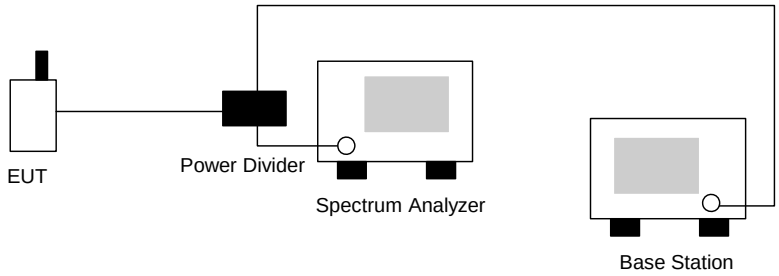

4.4.4 Test Result

- Test Mode : GSM 850 CH128 Lower Band Edge
- Power State : High

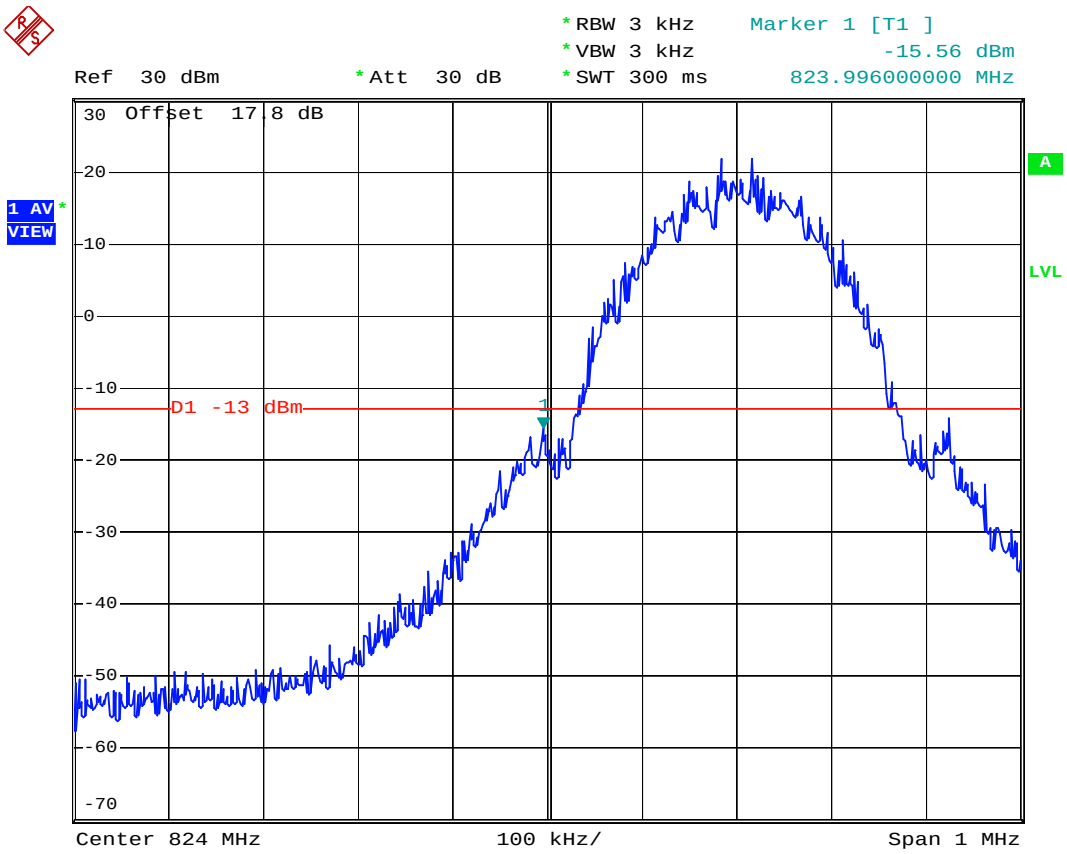

Date: 2.JUN.2006 23:23:45

- Test Mode : GSM 850 CH189 99% Occupid Bandwidth
- Power State : Low

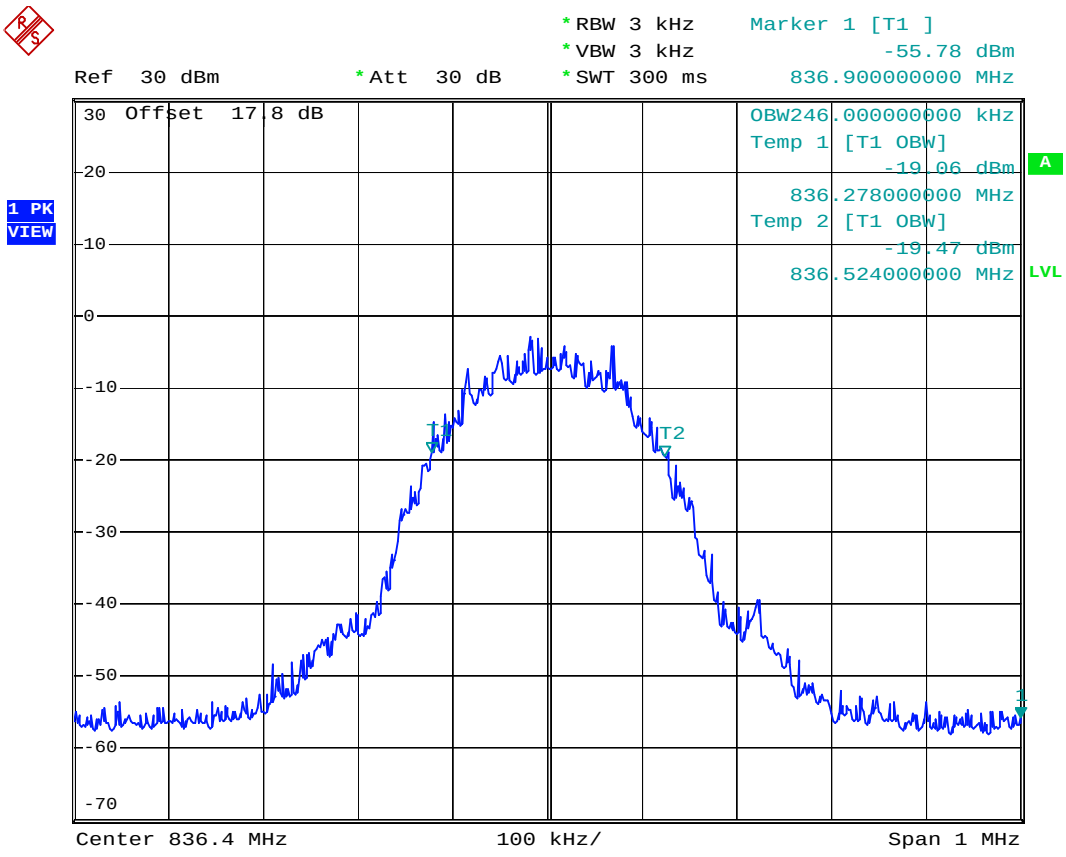

Date: 2.JUN.2006 23:51:22

- Test Mode : GSM 850 CH189 99% Occupid Bandwidth
- Power State : High

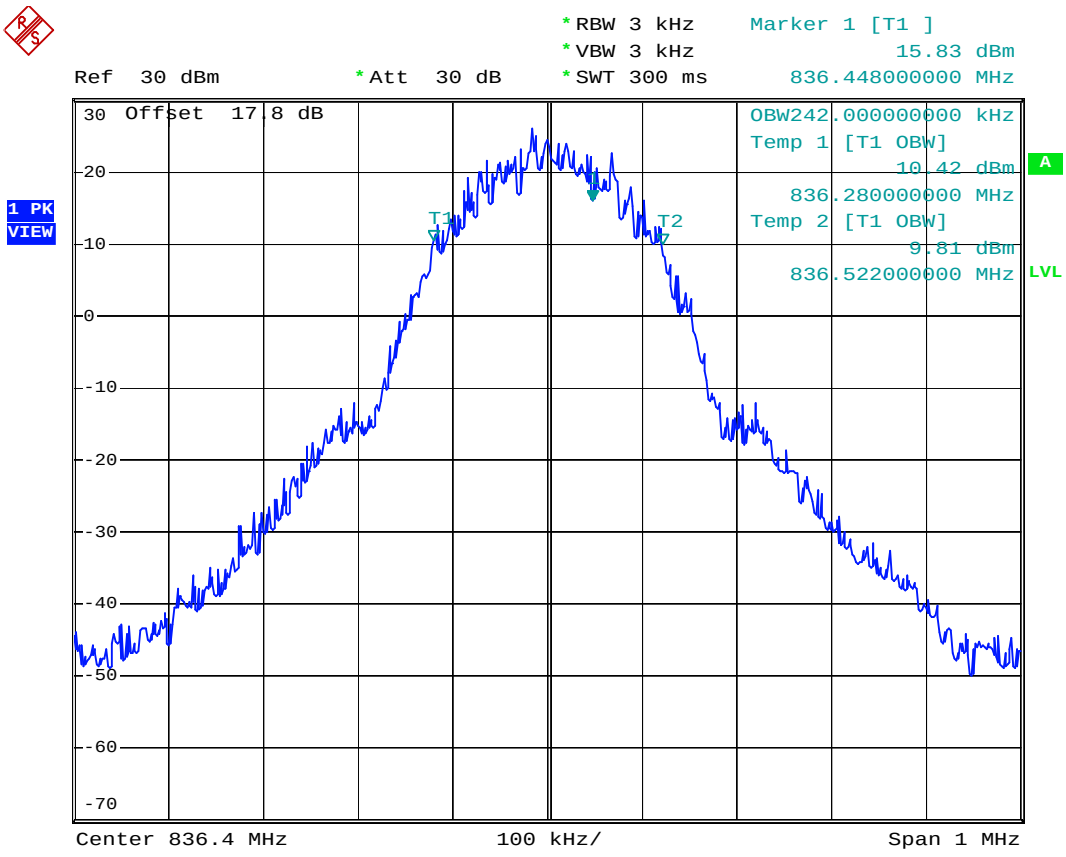

Date: 2.JUN.2006 23:21:30

- Test Mode : GSM 850 CH251 Higher Band Edge
- Power State : High

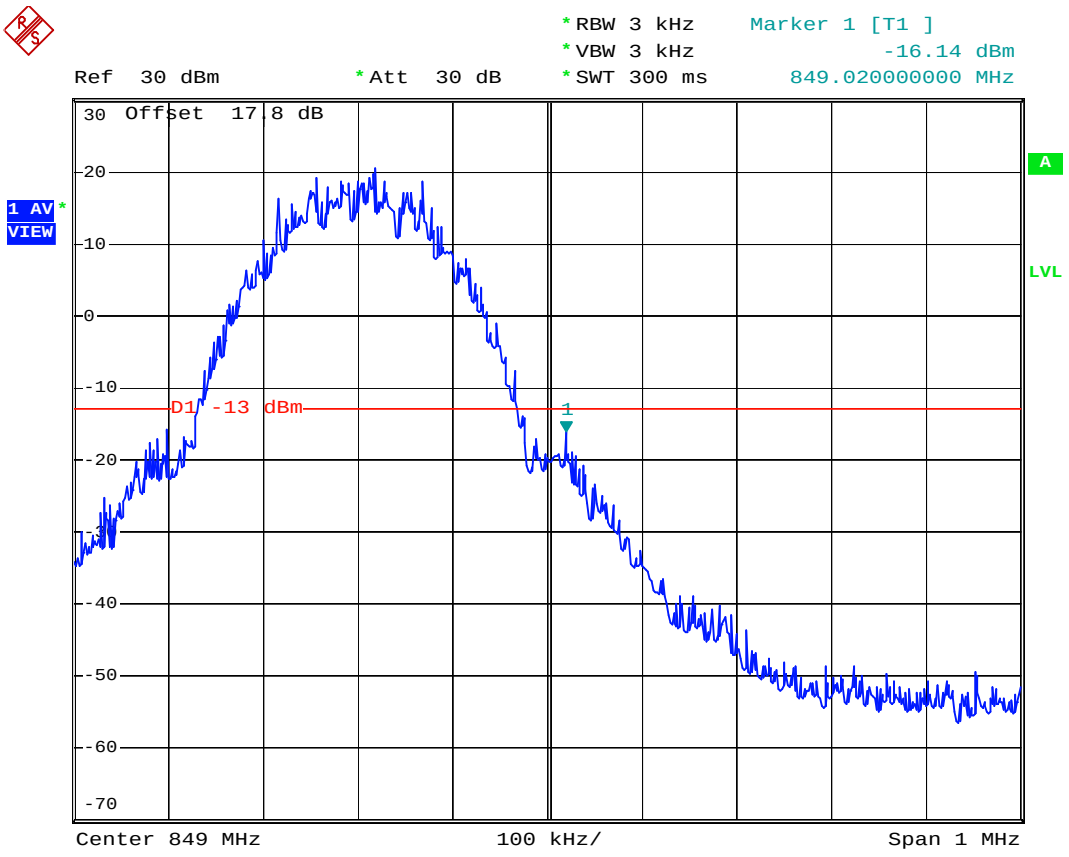

Date: 2.JUN.2006 23:24:48

- Test Mode : PCS 1900 CH512 Lower Band Edge
- Power State : High

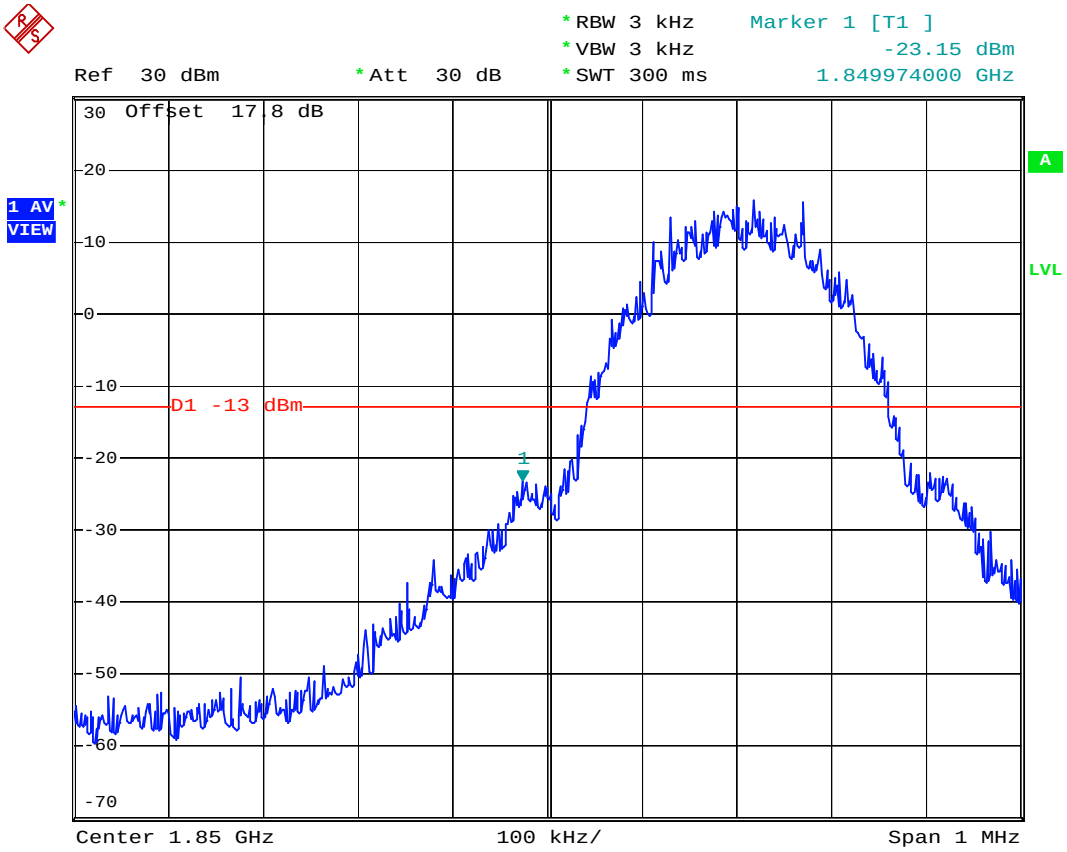

Date: 2.JUN.2006 23:52:52

- Test Mode : PCS 1900 CH661 99% Occupid Bandwidth
- Power State : Low

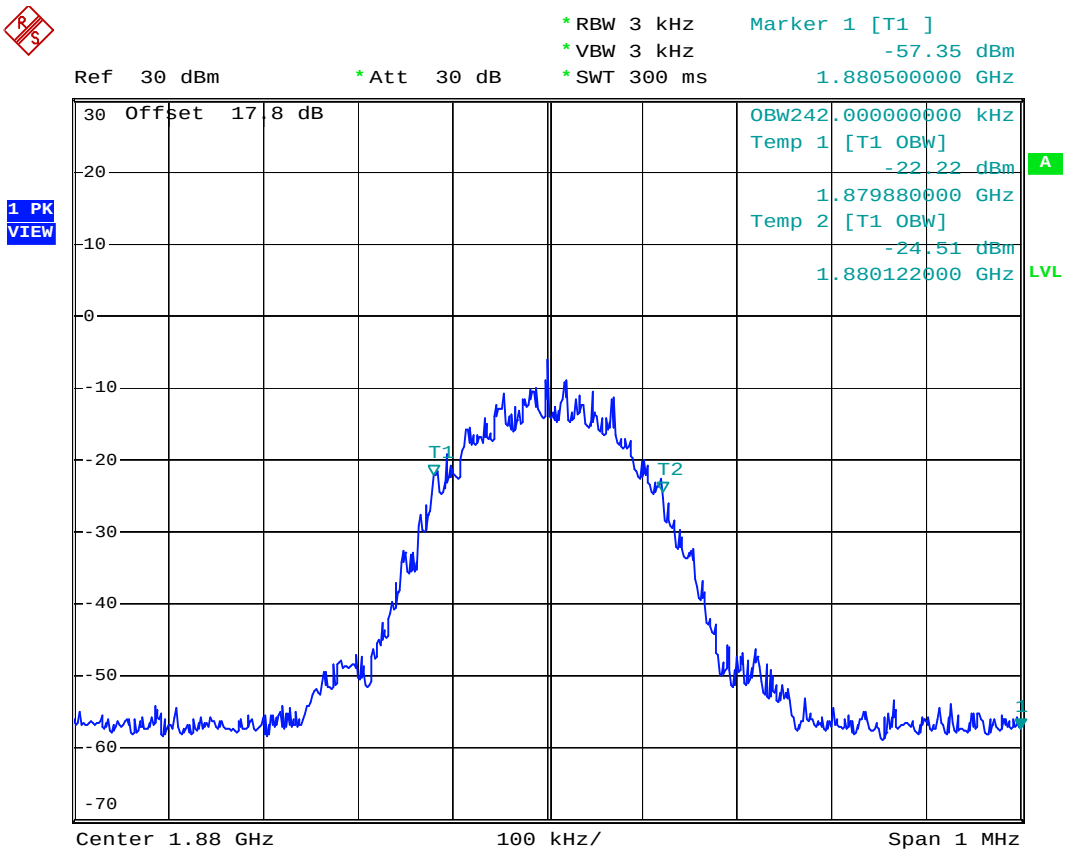

Date: 2.JUN.2006 23:46:40

- Test Mode : PCS 1900 CH661 99% Occupid Bandwidth
- Power State : High

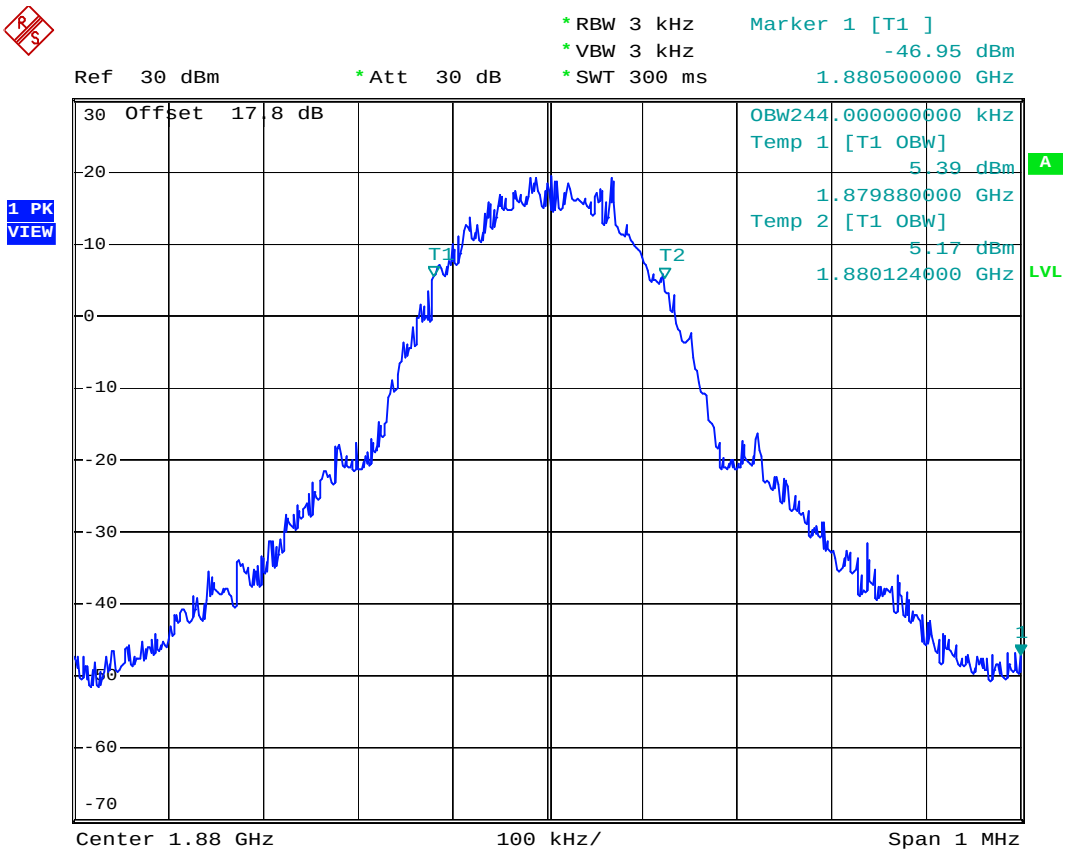

Date: 2.JUN.2006 23:45:16

- Test Mode : PCS 1900 CH810 Higher Band Edge
- Power State : High

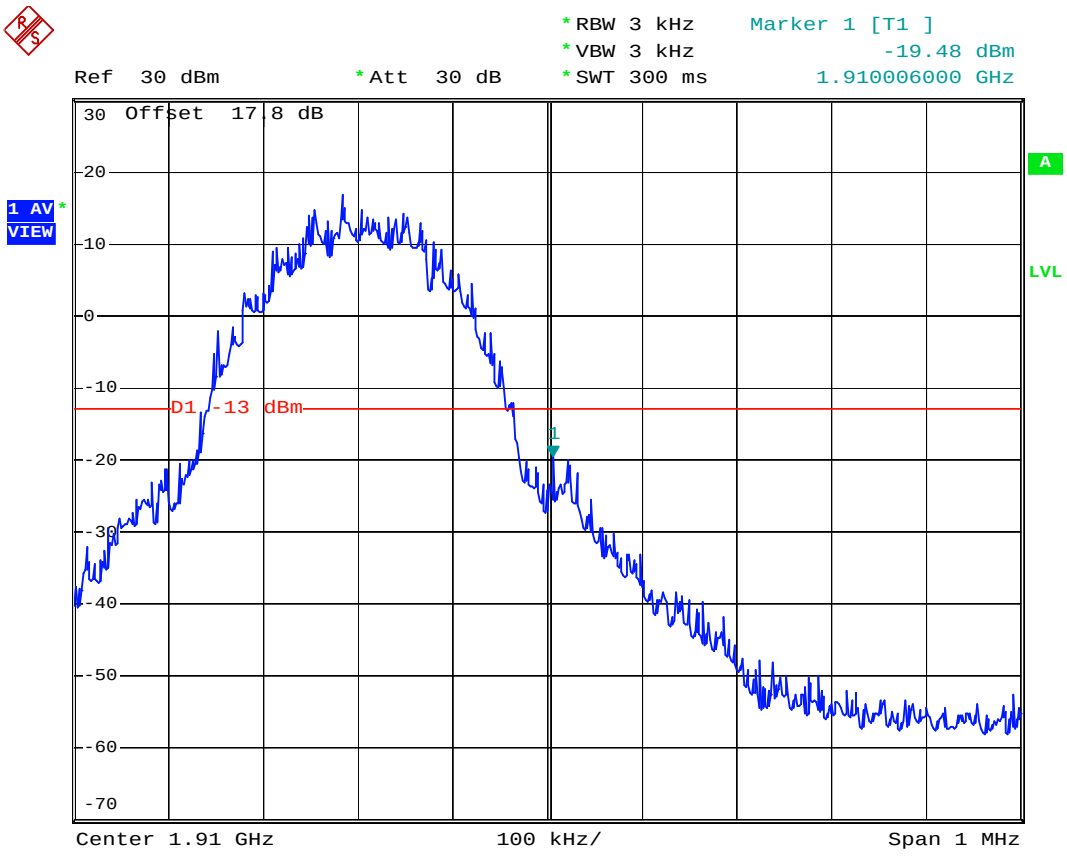

Date: 2.JUN.2006 23:54:03

- Test Mode : GSM850 EDGE CH128 Lower Band Edge
- Power State : High

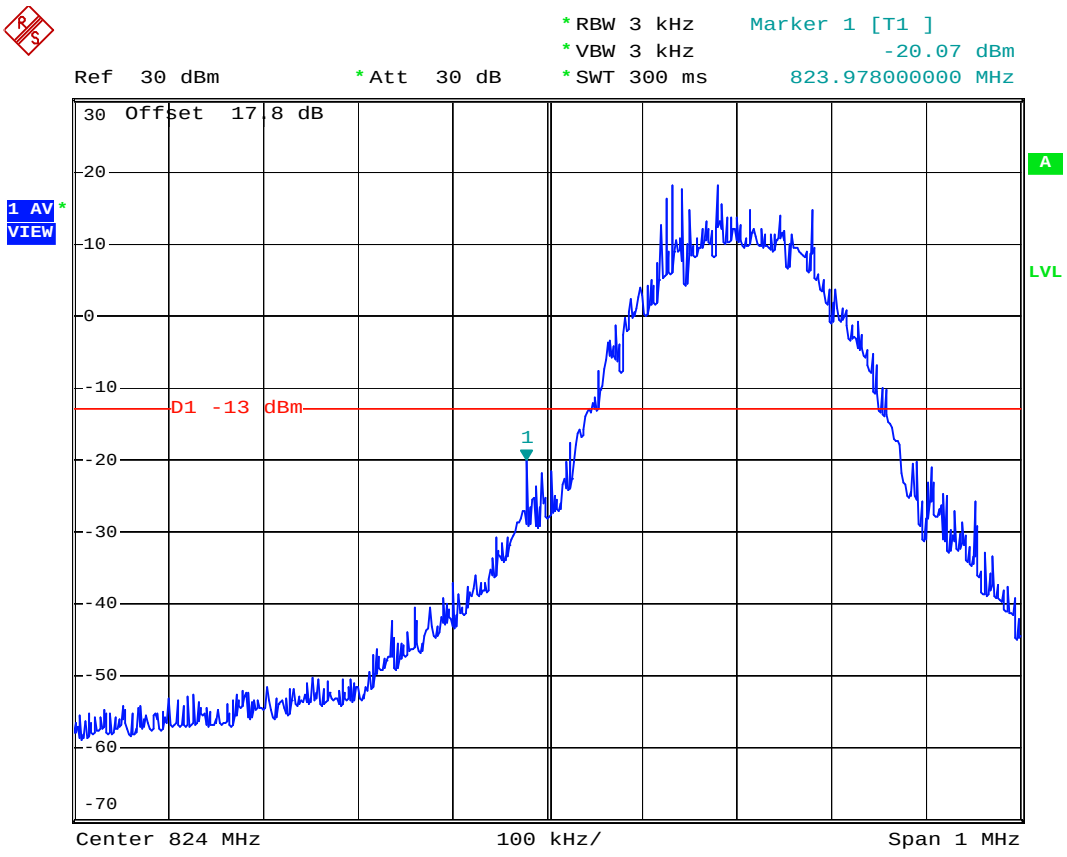

Date: 3.JUN.2006 00:27:33

- Test Mode : GSM850 EDGE CH189 99% Occupid Bandwidth
- Power State : Low

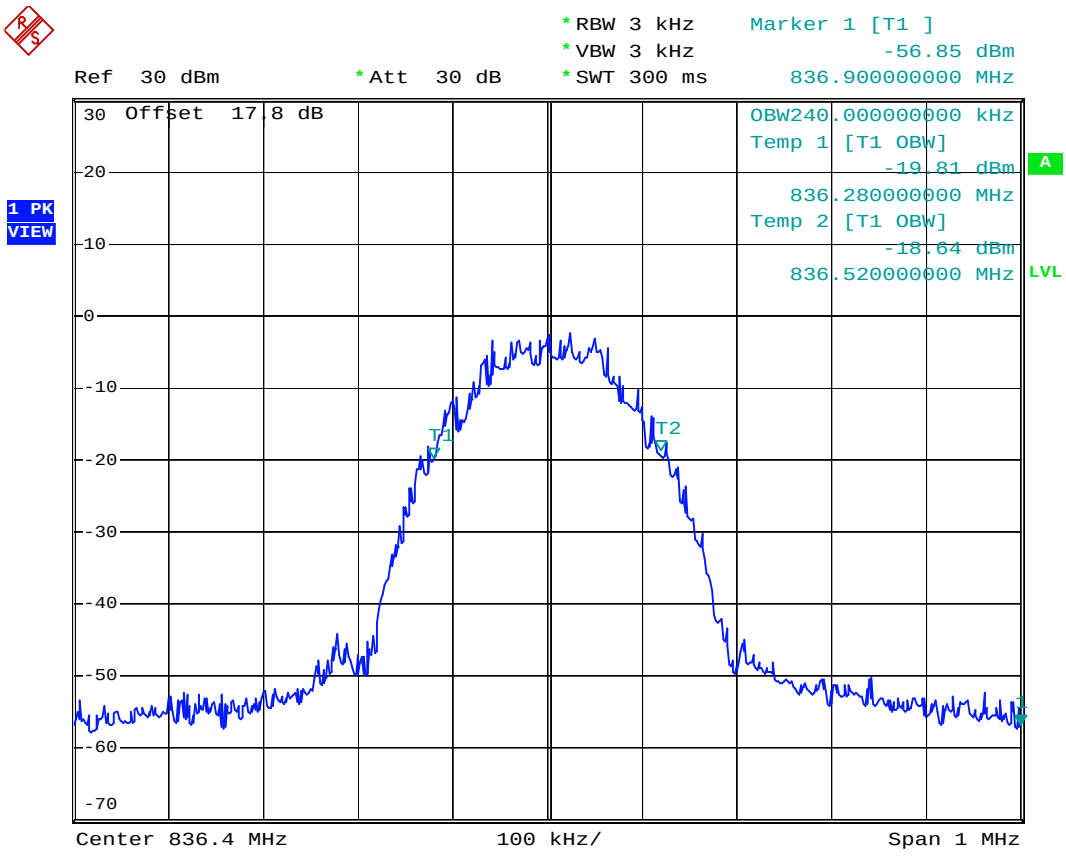

Date: 3.JUN.2006 00:24:28

- Test Mode : GSM850 EDGE CH189 99% Occupid Bandwidth
- Power State : High

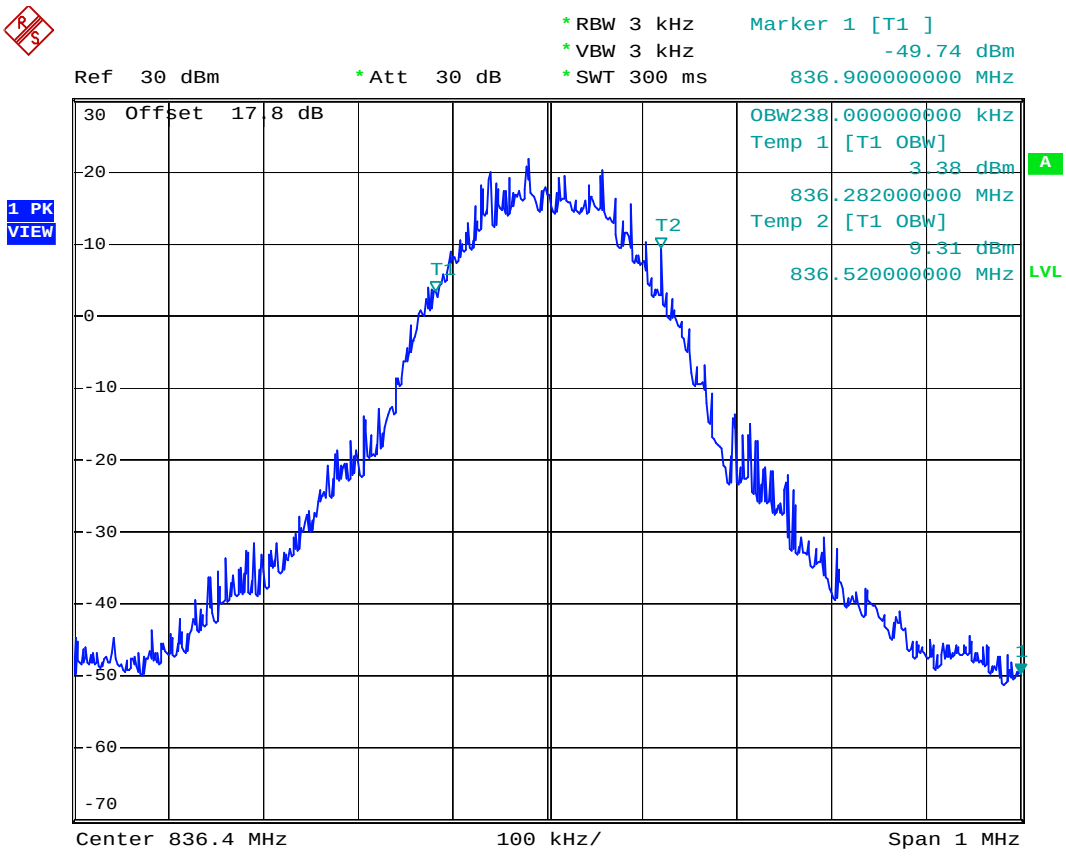

Date: 3.JUN.2006 00:22:26

- Test Mode : GSM850 EDGE CH251 Higher Band Edge
- Power State : High

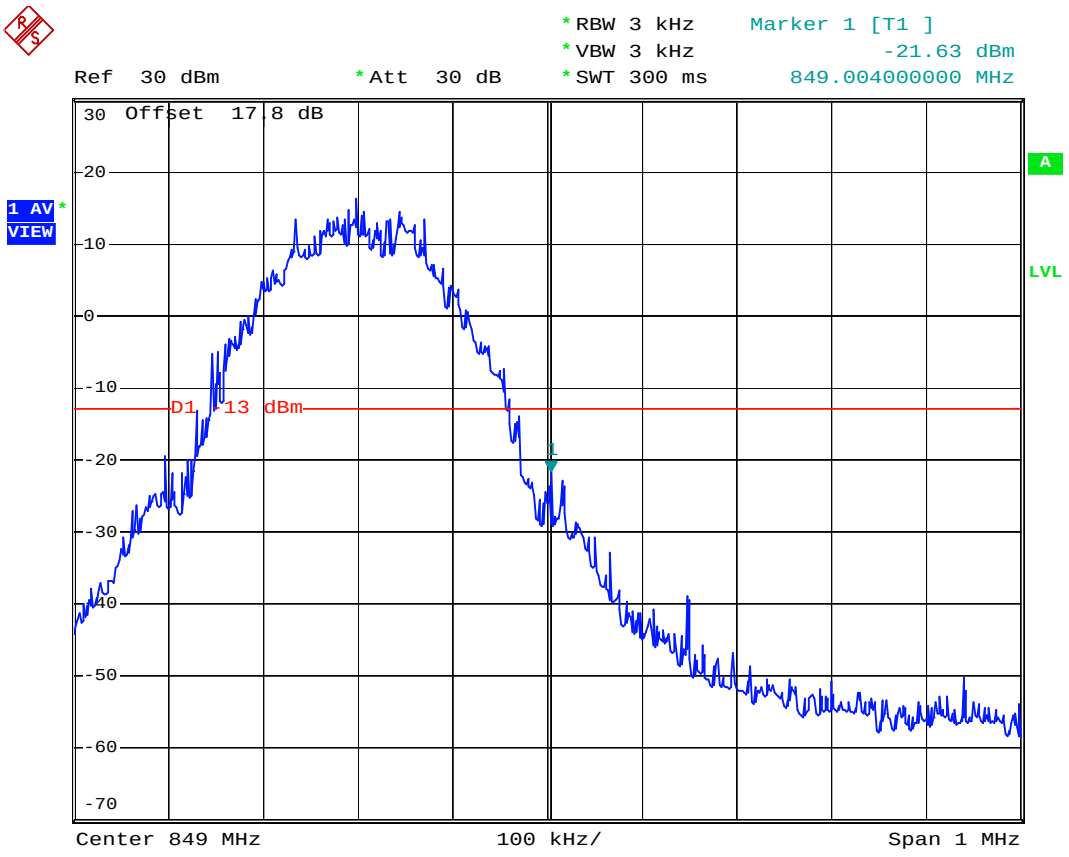

Date: 3.JUN.2006 00:28:22

- Test Mode : PCS1900 EDGE CH512 Lower Band Edge
- Power State : High

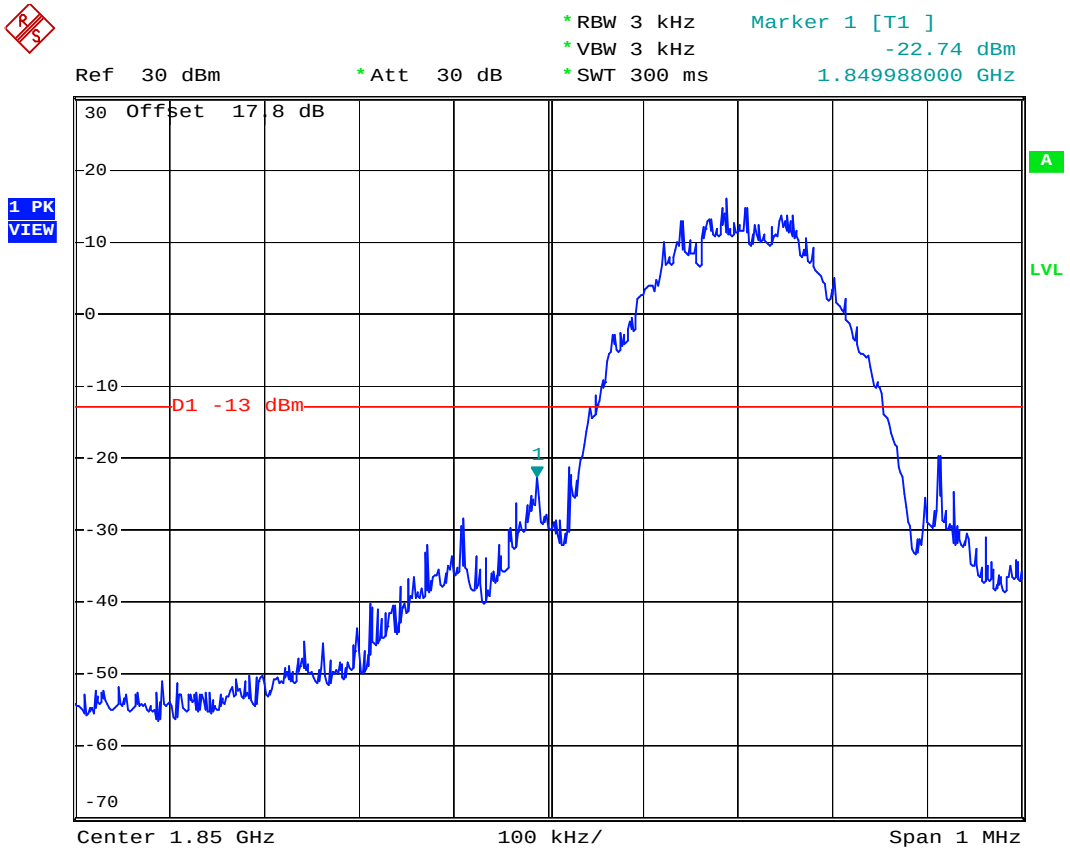

Date: 3.JUN.2006 01:15:33

- Test Mode : PCS1900 EDGE CH661 99% Occupid Bandwidth
- Power State : Low

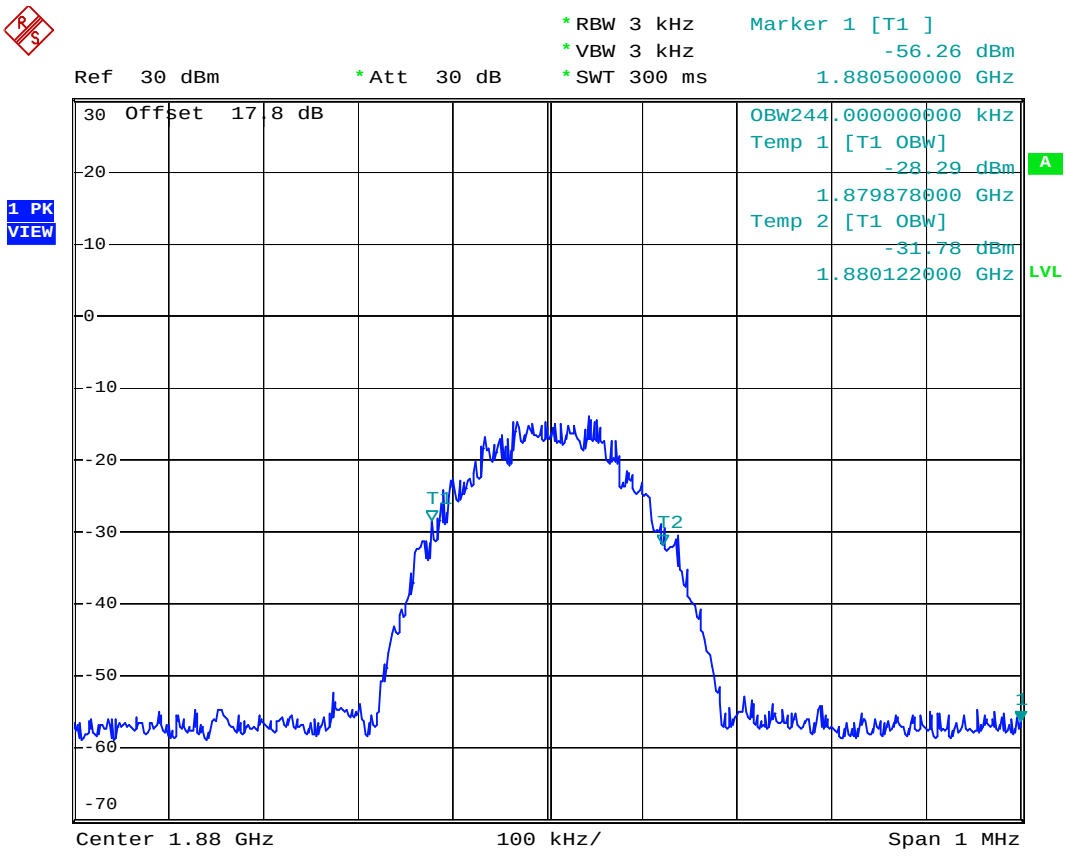

Date: 3.JUN.2006 01:11:03

- Test Mode : PCS1900 EDGE CH661 99% Occupid Bandwidth
- Power State : High

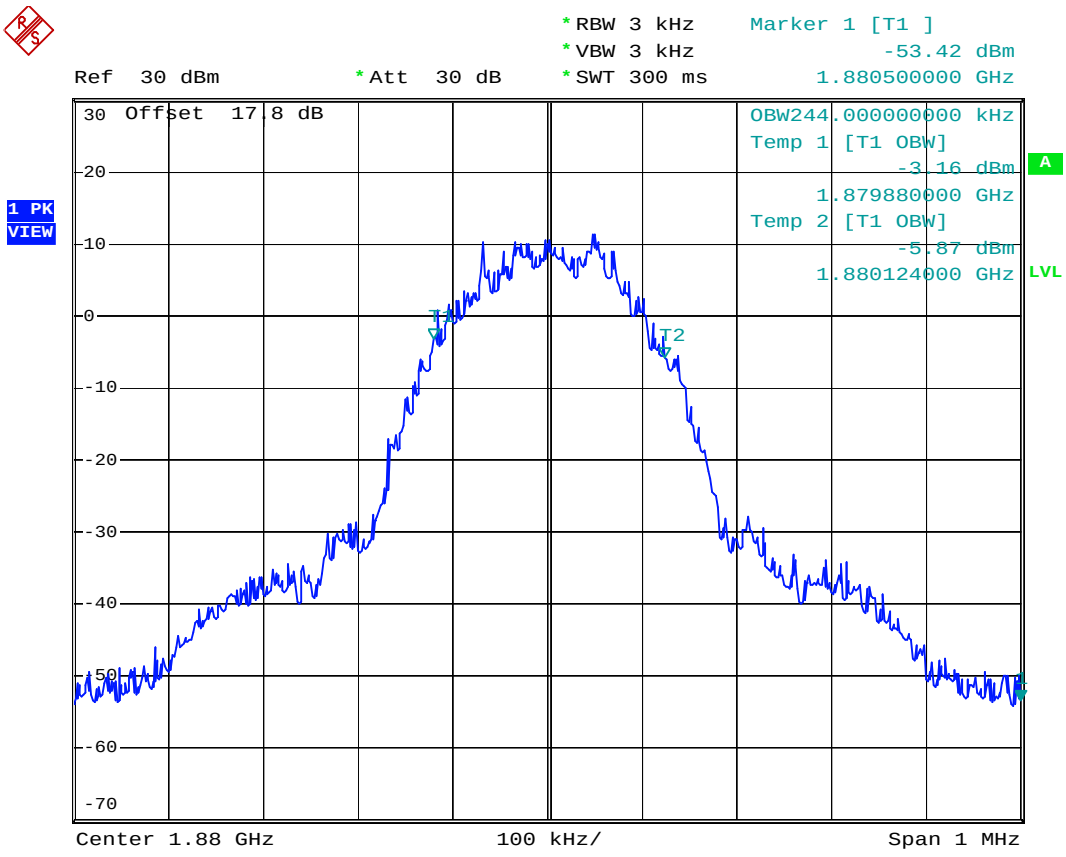

Date: 3.JUN.2006 01:10:11

- Test Mode : PCS1900 EDGE CH810 Higher Band Edge
- Power State : High

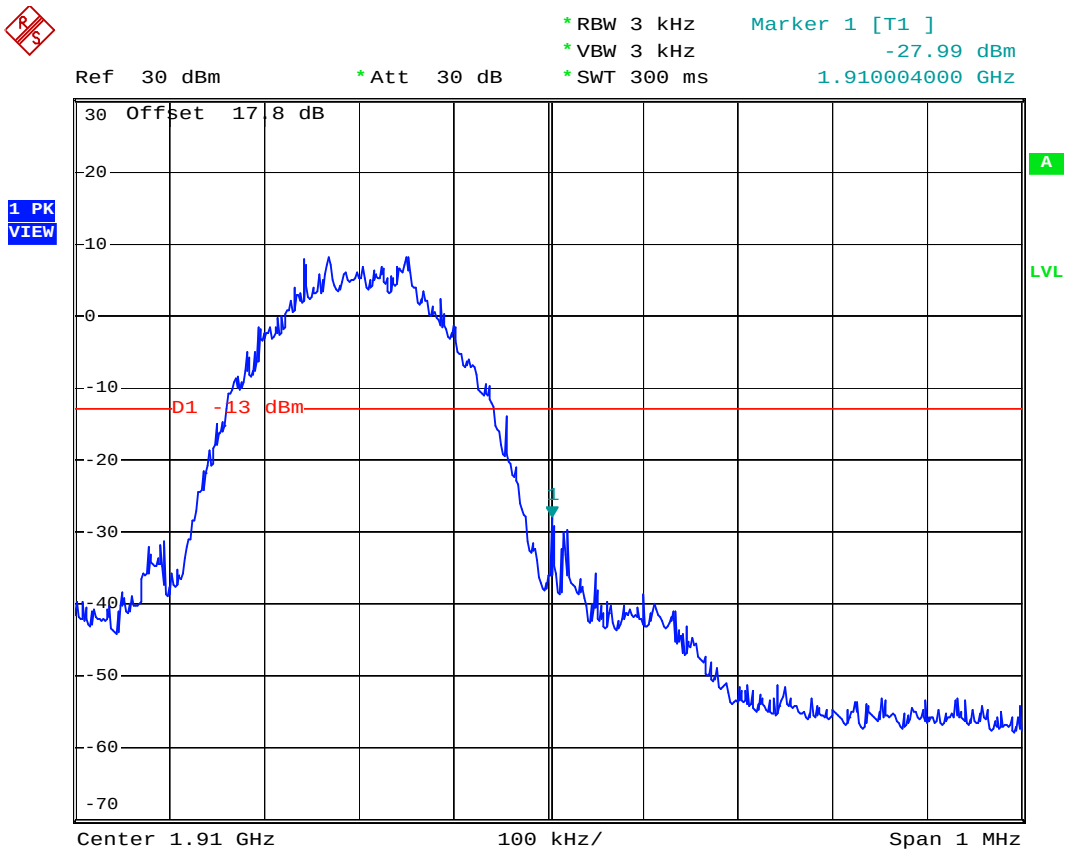

Date: 3.JUN.2006 01:14:47

4.5 Conducted Emission

4.5.1 Measurement Instruments

As described in chapter 5 of this test report.

4.5.2 Test Procedure

1. The EUT was connected to Spectrum Analyzer and Base Station via power divider.
2. The middle channel for the highest RF power within the transmitting frequency was measured.
3. The conducted spurious emission for the whole frequency range was taken.

4.5.3 Test Setup Layout

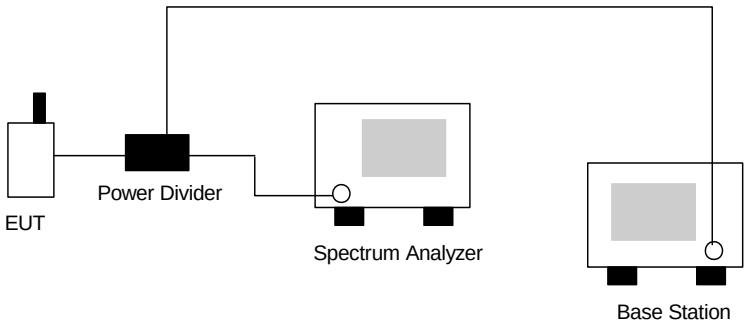

4.5.4 Test Result

- Test Mode : GSM 850 CH189
- Frequency Range : 30M-1G

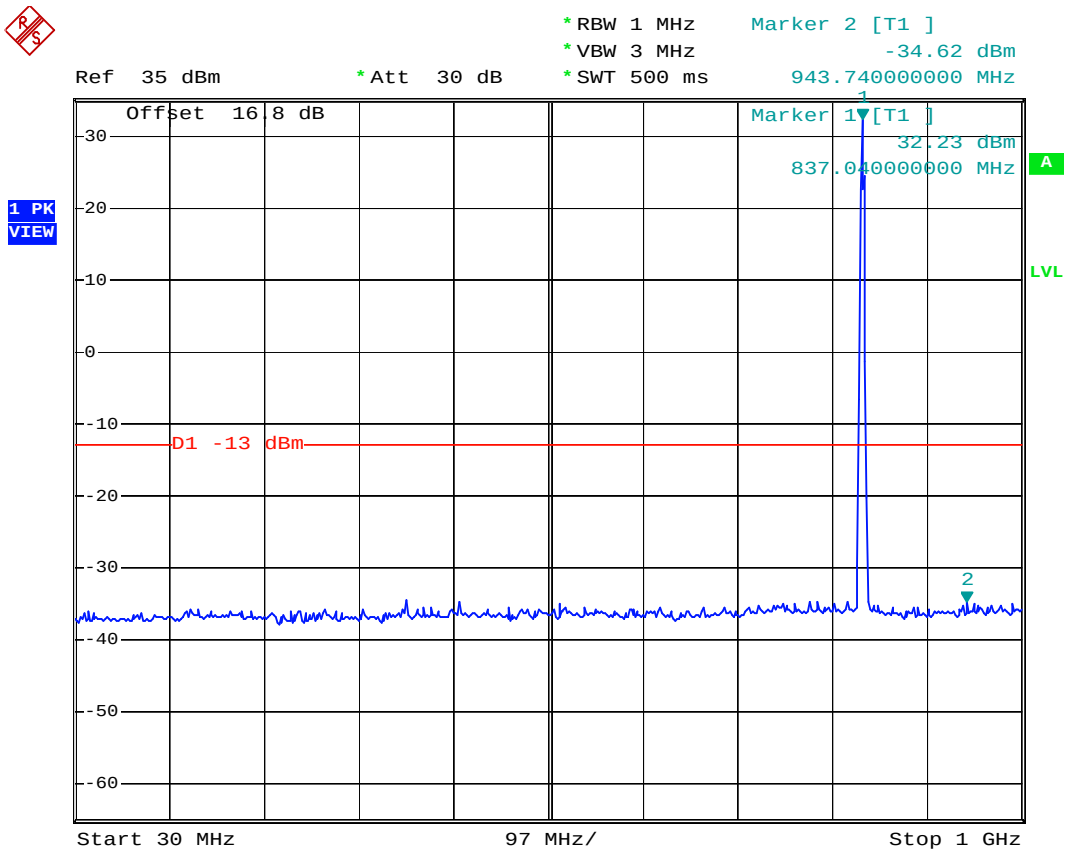

Date: 2.JUN.2006 23:33:13

- Test Mode : GSM 850 CH189
- Frequency Range : 1G-3G

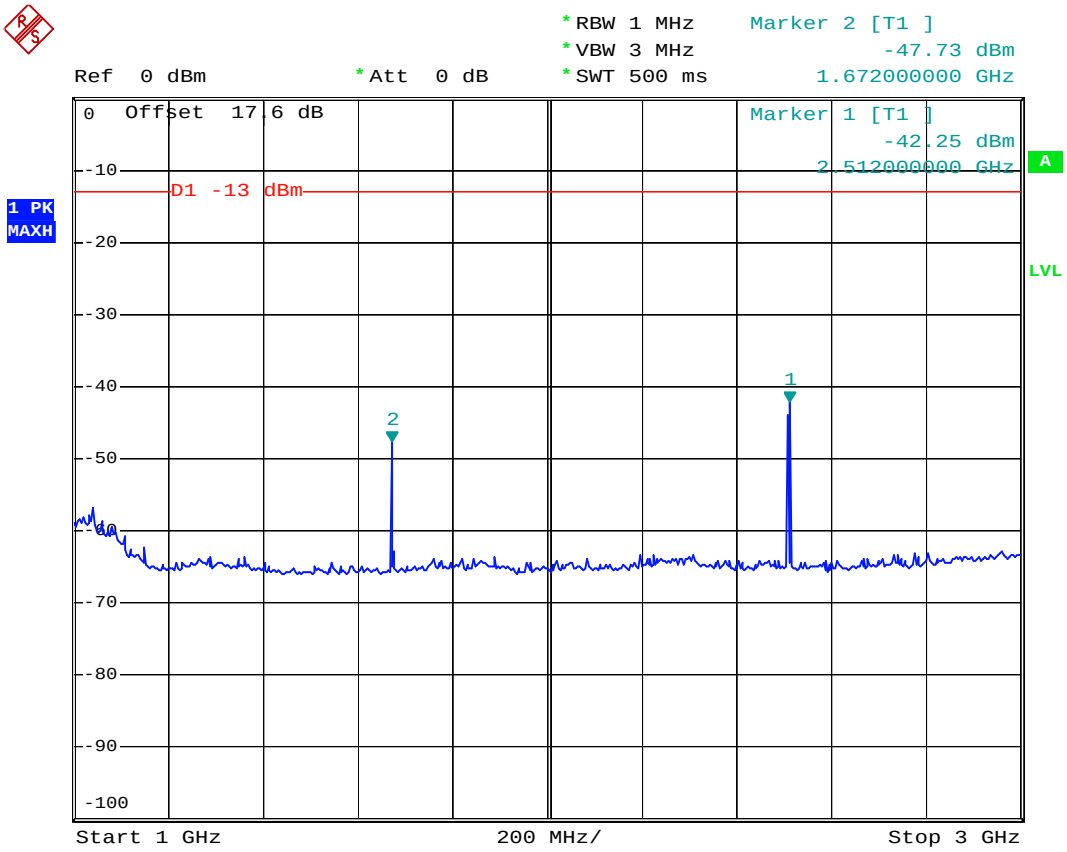

Date: 2.JUN.2006 23:35:30

- Test Mode : GSM 850 CH189
- Frequency Range : 3G-7G

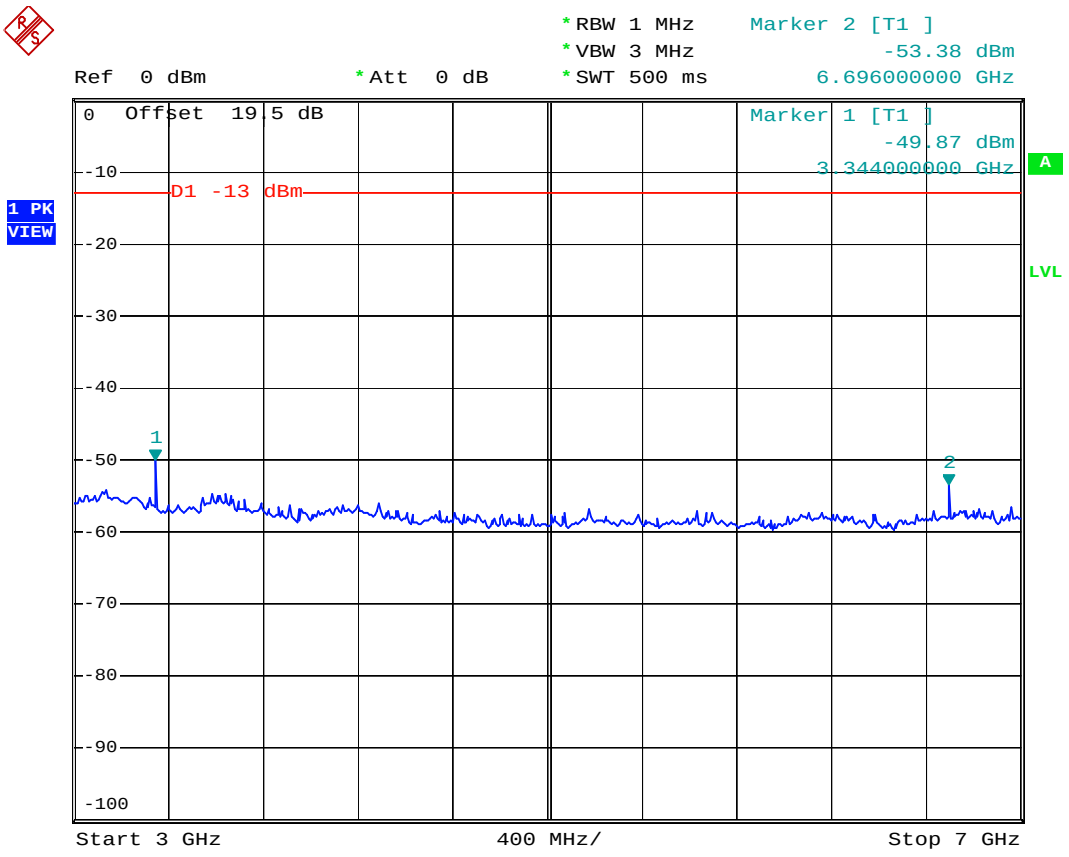

Date: 2.JUN.2006 23:36:38

- Test Mode : GSM 850 CH189
- Frequency Range : 7G-9G

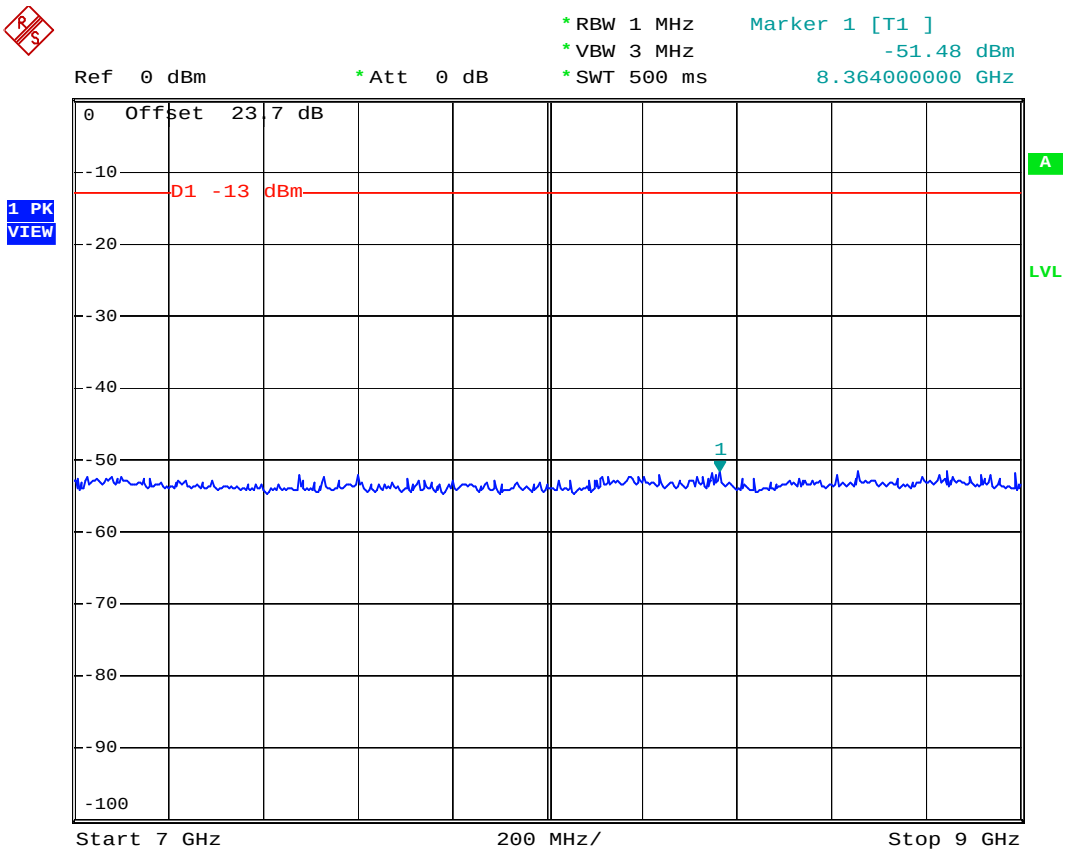

Date: 2.JUN.2006 23:37:42

- Test Mode : PCS 1900 CH661
- Frequency Range : 30M-1G

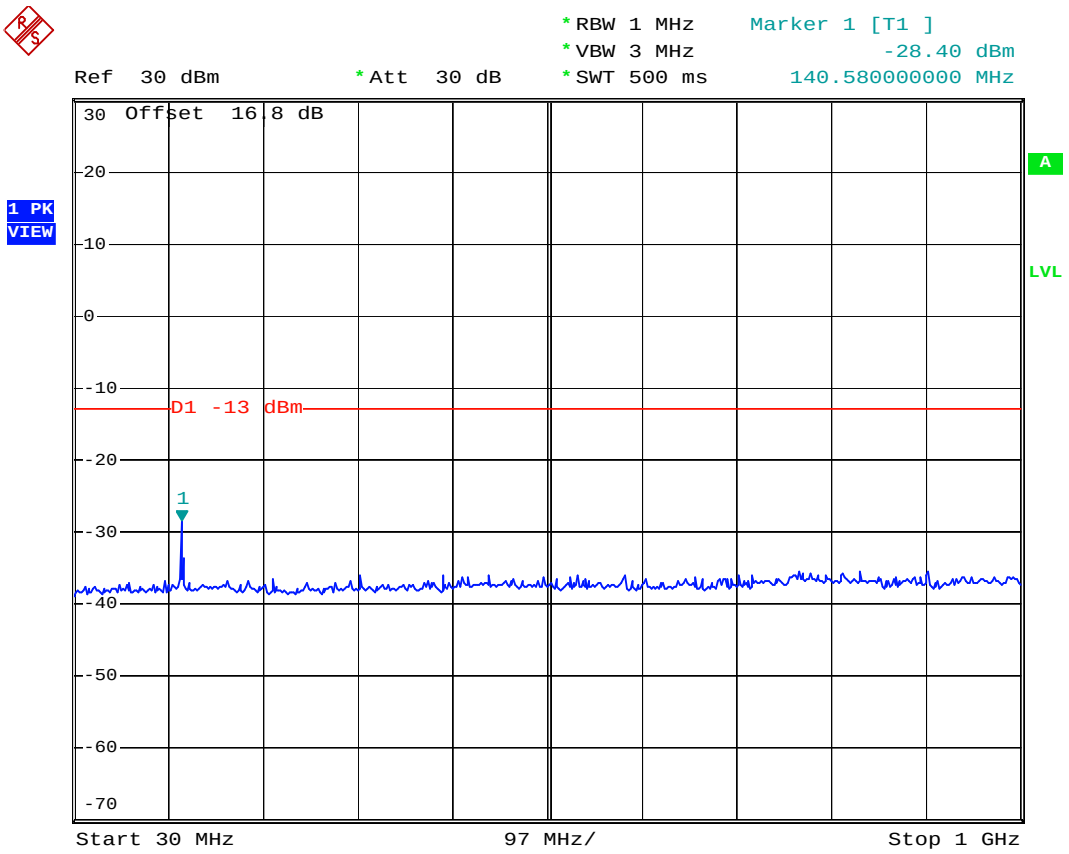

Date: 2.JUN.2006 23:55:46

- Test Mode : PCS 1900 CH661
- Frequency Range : 1G-3G

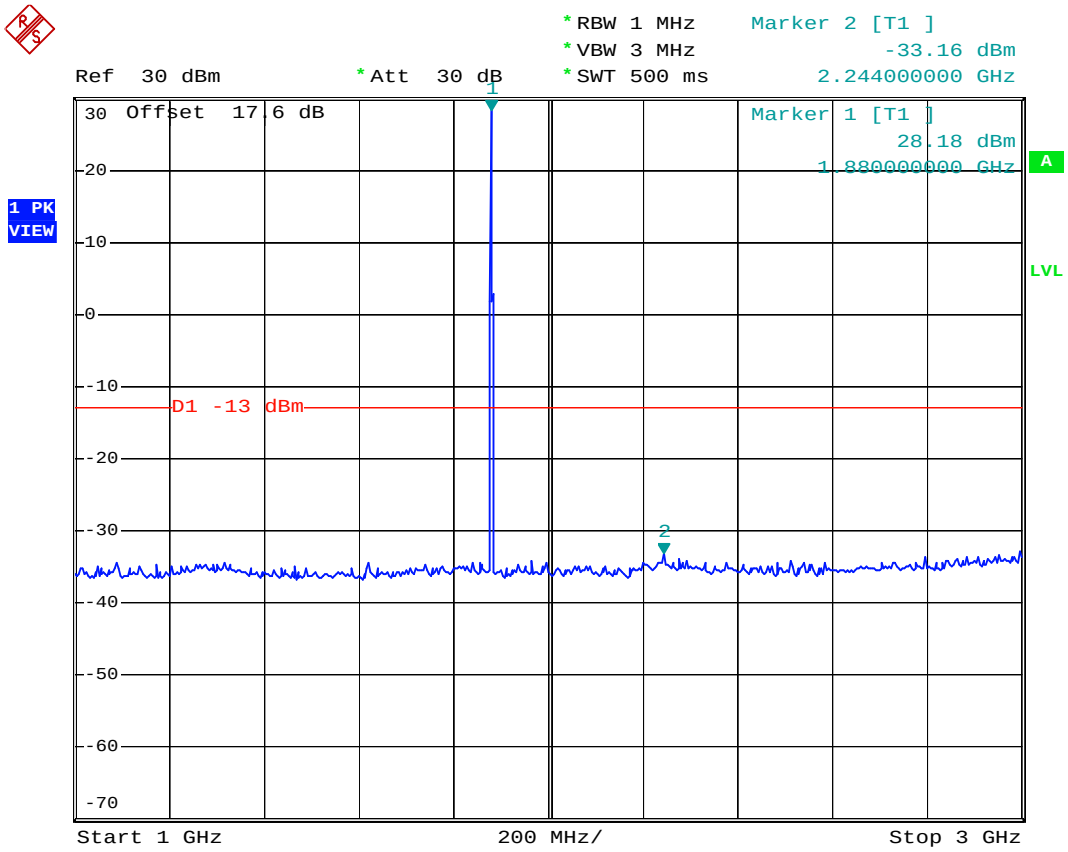

Date: 2.JUN.2006 23:57:31

- Test Mode : PCS 1900 CH661
- Frequency Range : 3G-7G

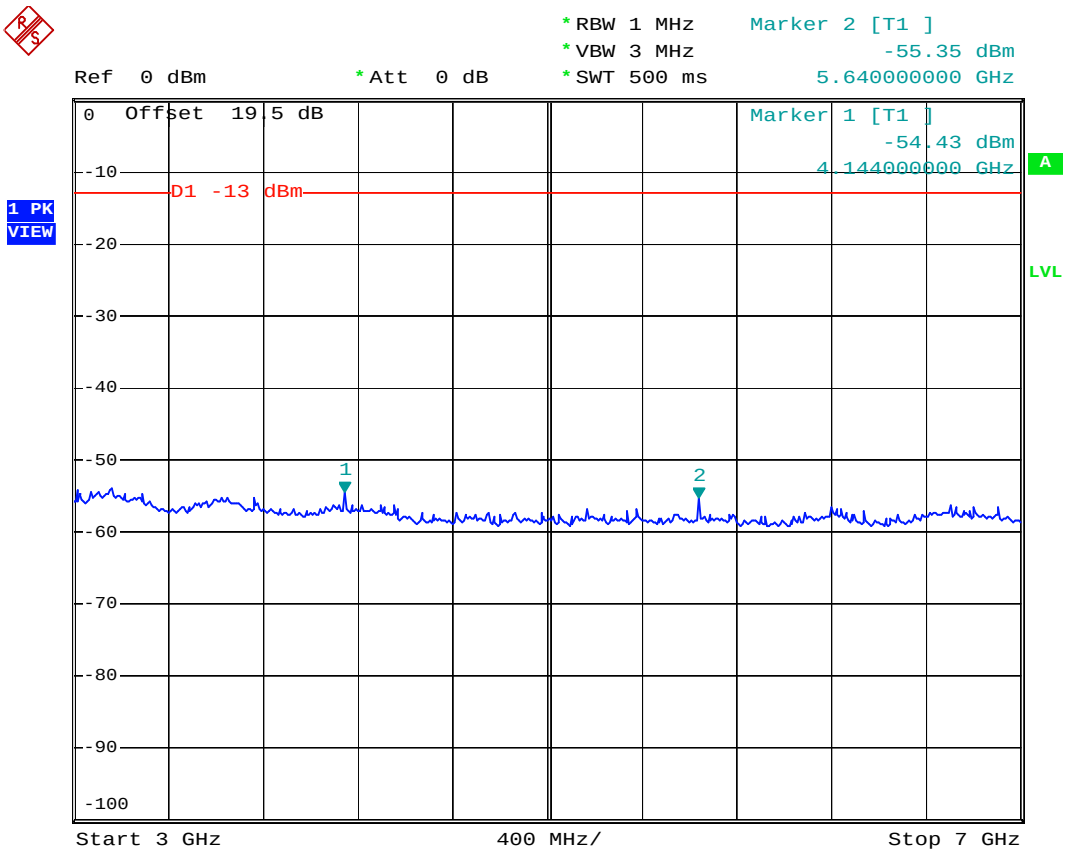

Date: 3.JUN.2006 00:00:20

- Test Mode : PCS 1900 CH661
- Frequency Range : 7G-13.6G

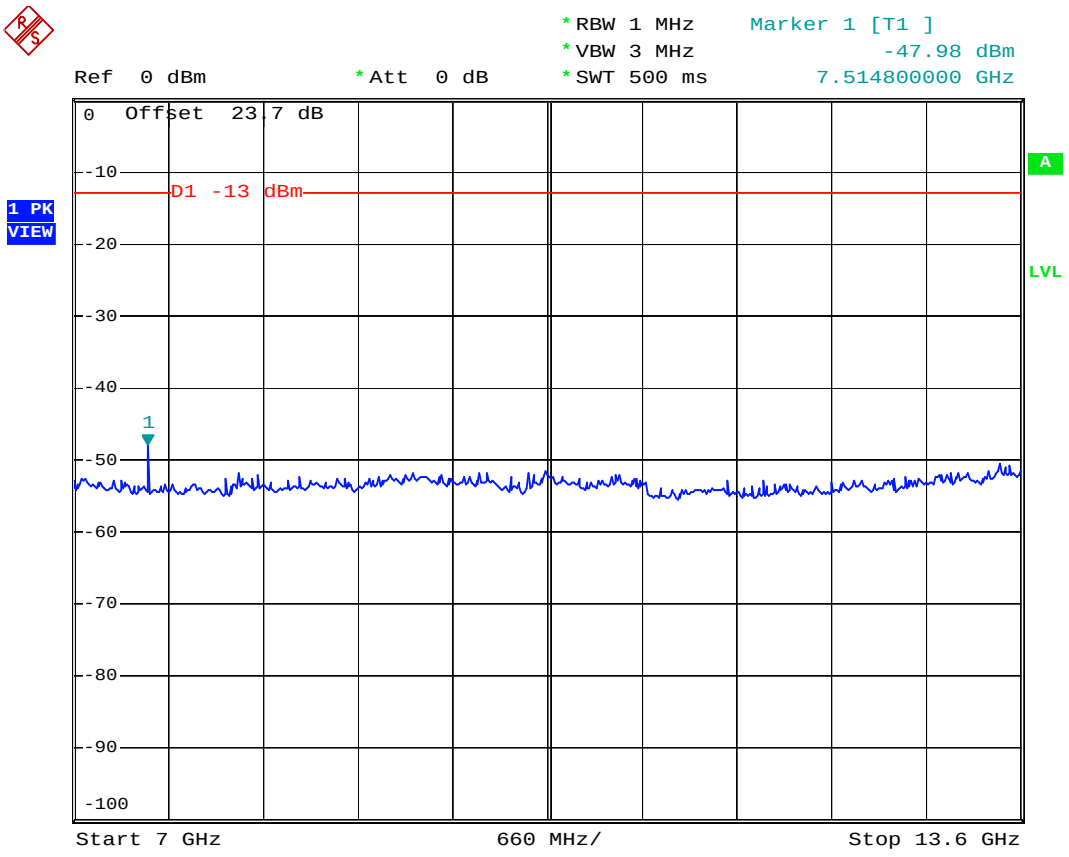

Date: 3.JUN.2006 00:03:04

- Test Mode : PCS 1900 CH661
- Frequency Range : 13.6G-19.1G

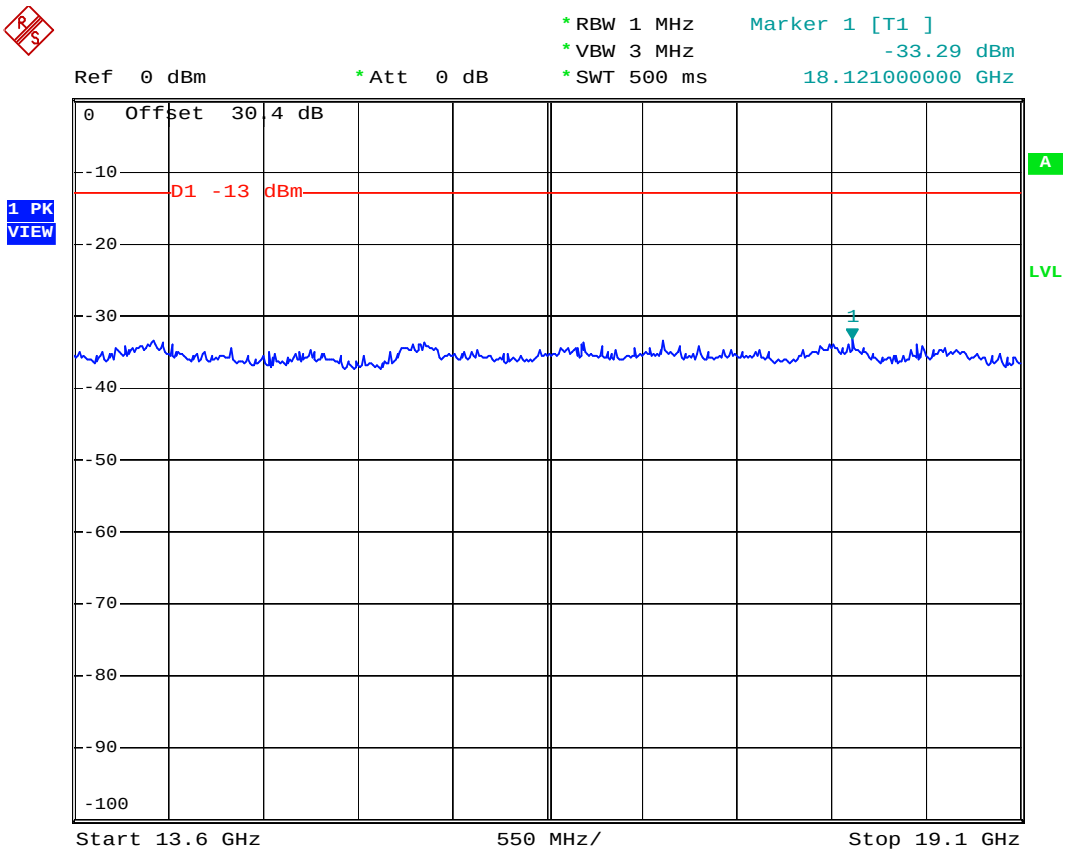

Date: 3.JUN.2006 00:04:04

- Test Mode : GSM850 EDGE CH189
- Frequency Range : 30M-1G

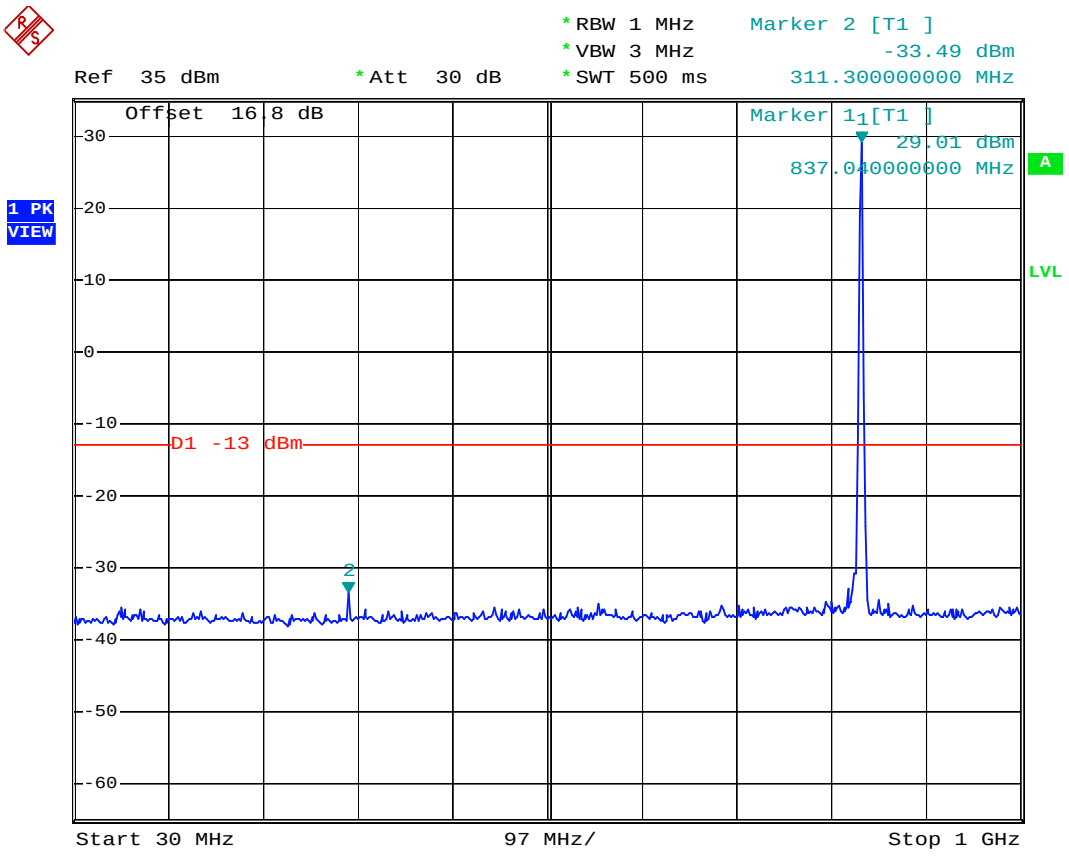

Date: 3.JUN.2006 00:57:01

- Test Mode : GSM850 EDGE CH189
- Frequency Range : 1G-3G

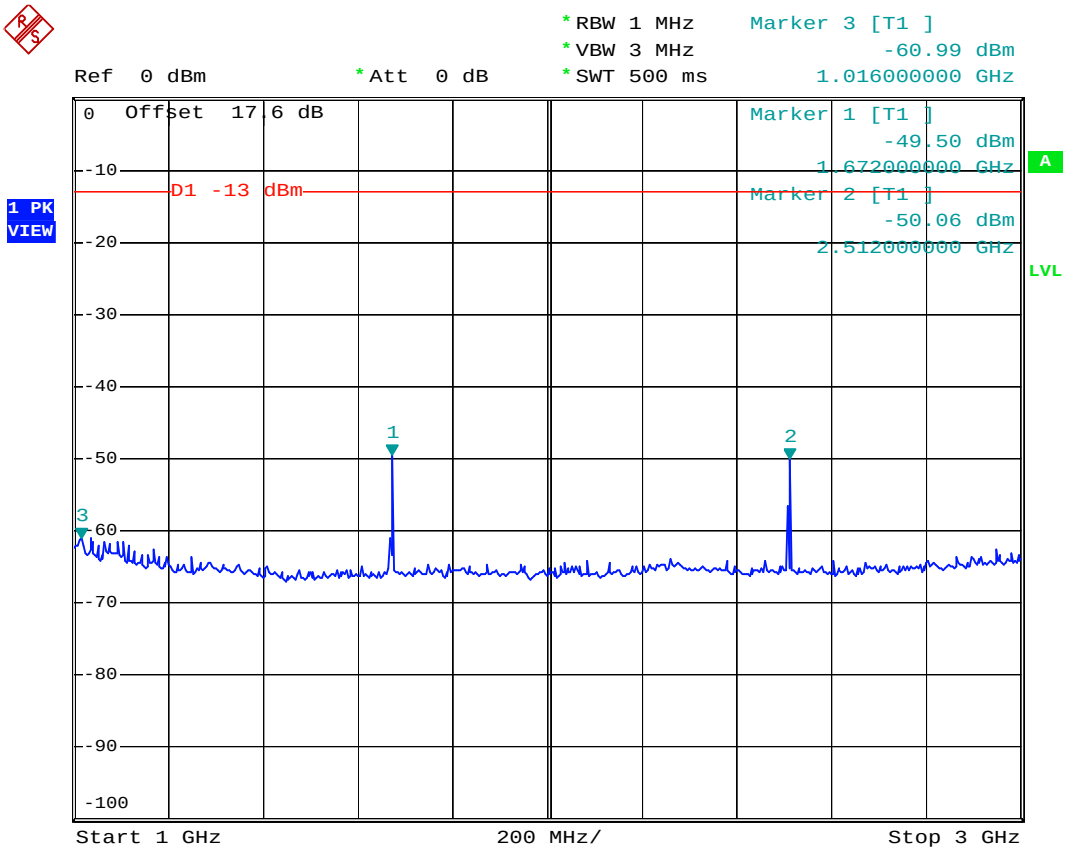

Date: 3.JUN.2006 00:59:17

- Test Mode : GSM850 EDGE CH189
- Frequency Range : 3G-7G

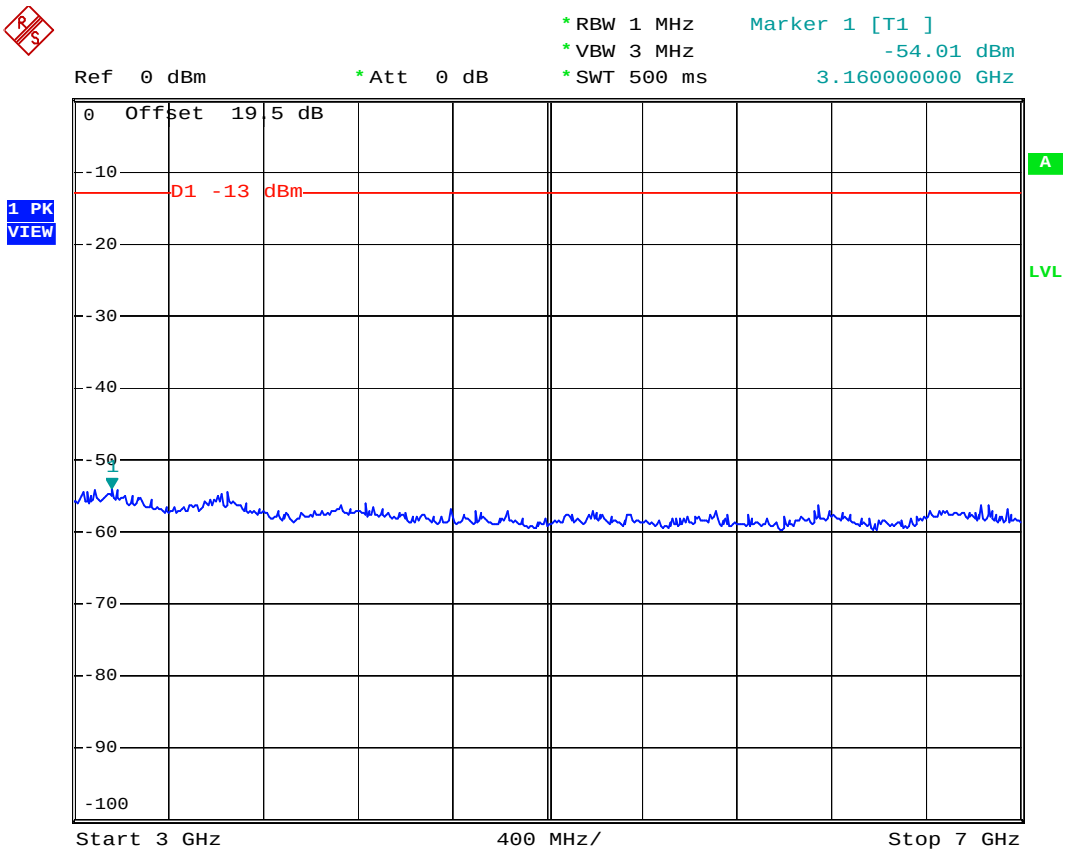

Date: 3.JUN.2006 01:00:10

- Test Mode : GSM850 EDGE CH189
- Frequency Range : 7G-9G

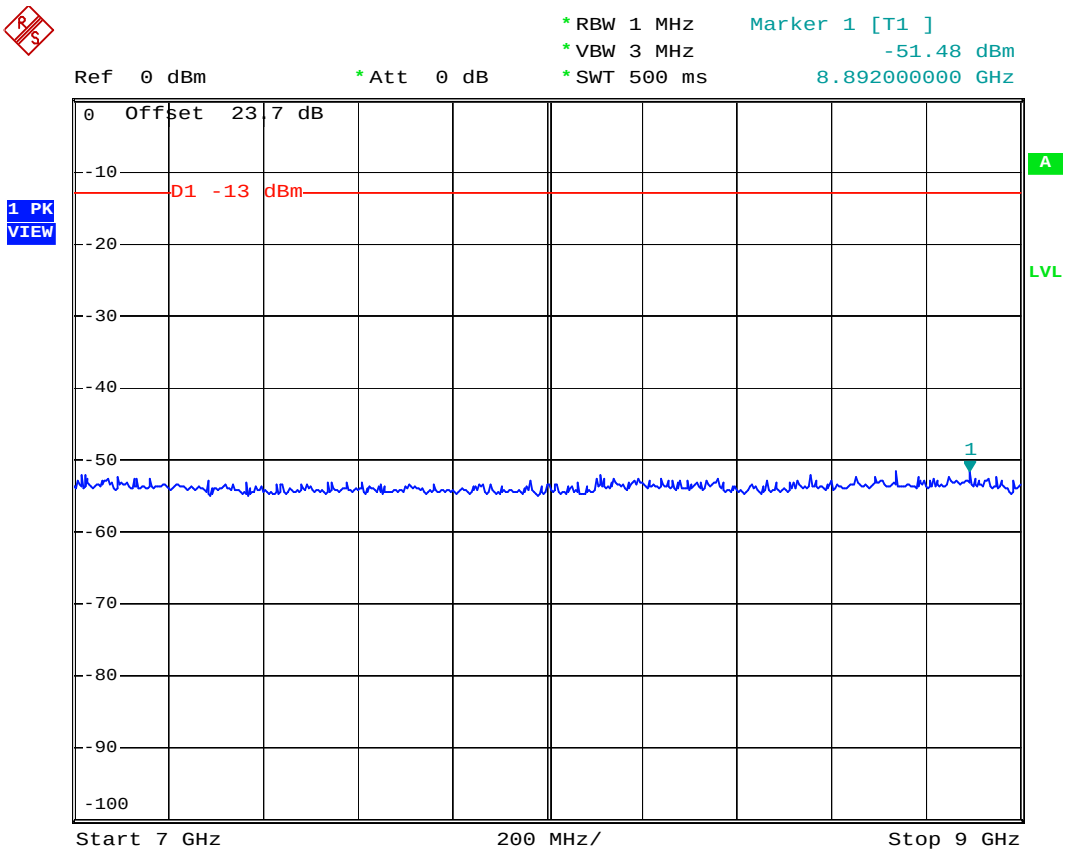

Date: 3.JUN.2006 01:01:43

- Test Mode : PCS1900 EDGE CH661
- Frequency Range : 30M-1G

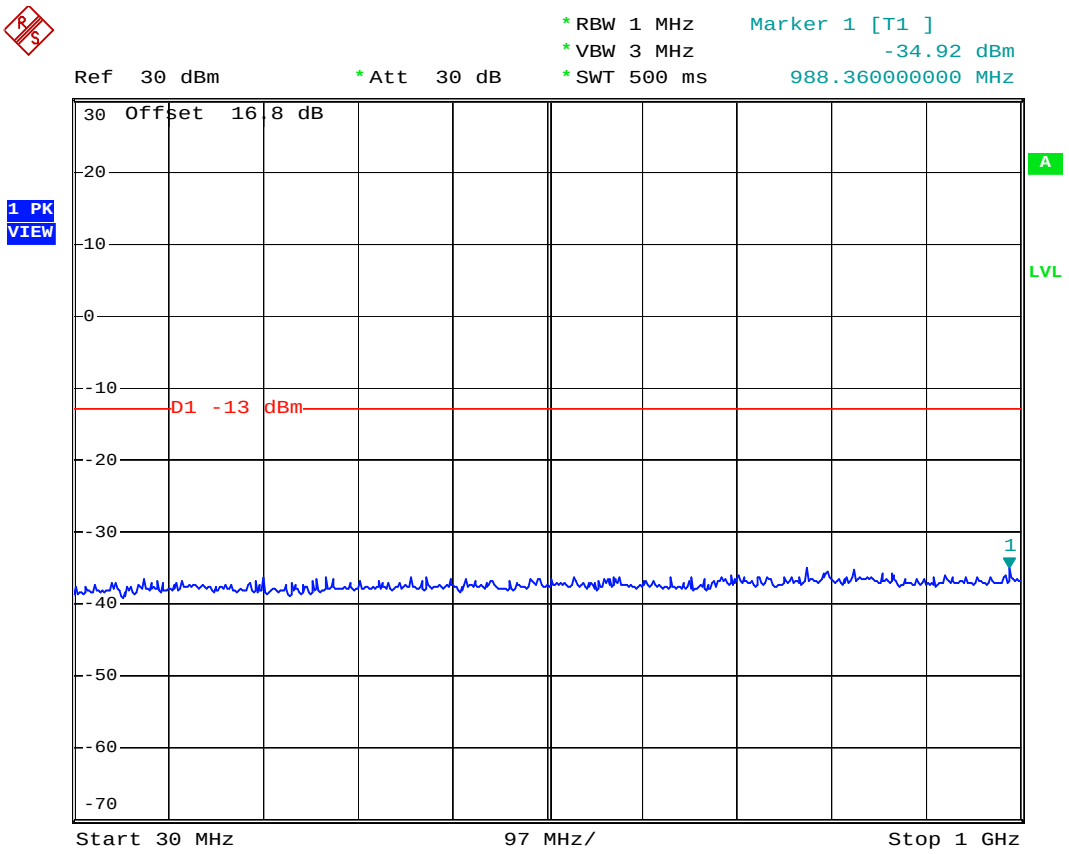

Date: 3.JUN.2006 01:18:15

- Test Mode : PCS1900 EDGE CH661
- Frequency Range : 1G-3G

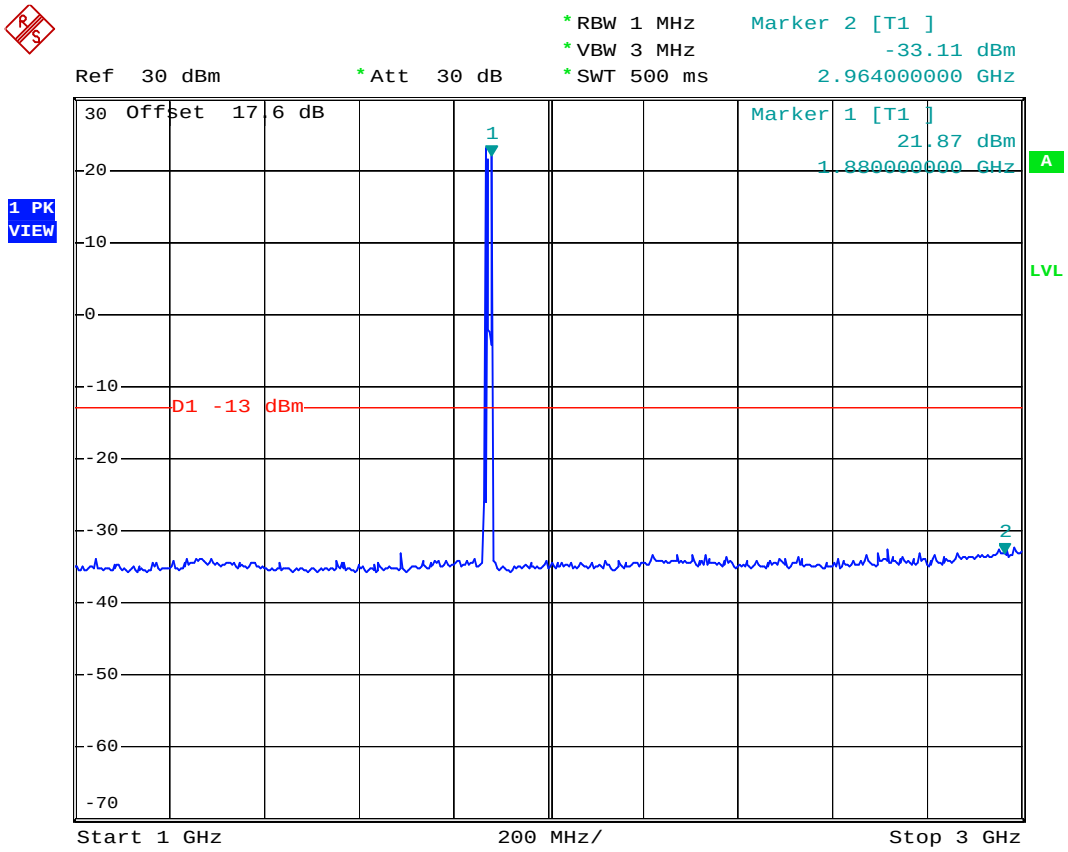

Date: 3.JUN.2006 01:21:04

- Test Mode : PCS1900 EDGE CH661
- Frequency Range : 3G-7G

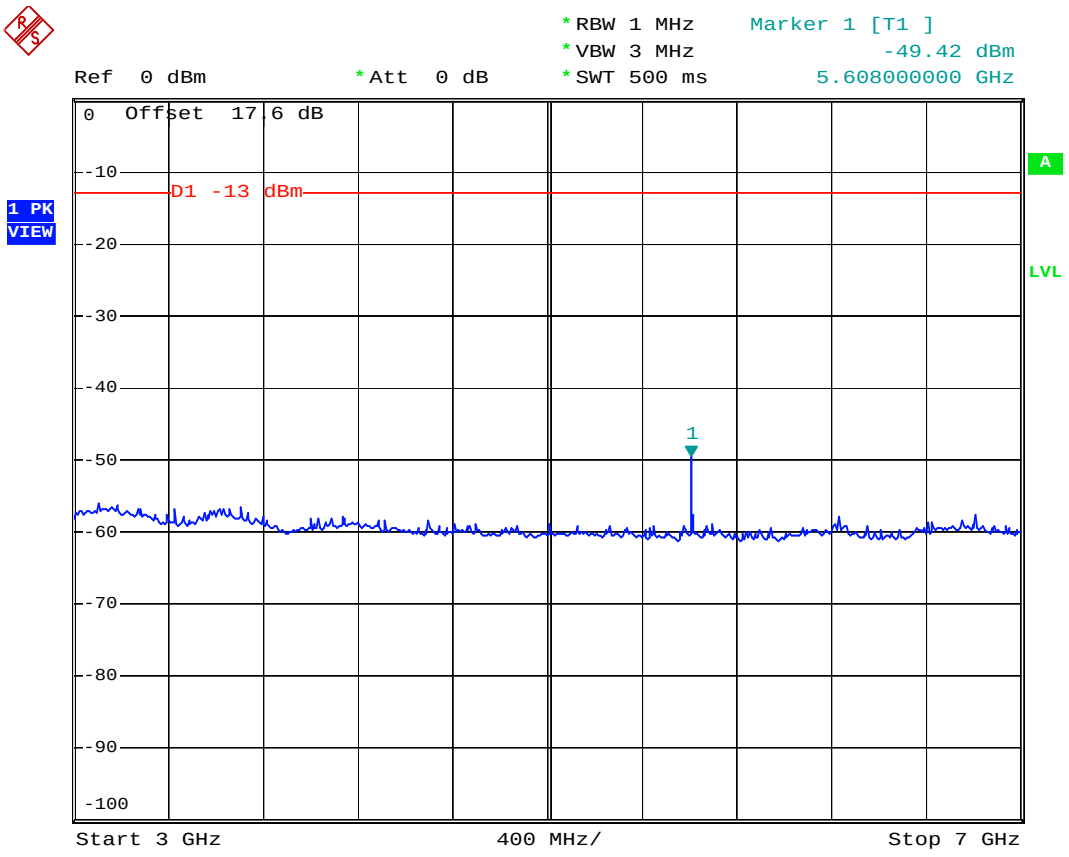

Date: 3.JUN.2006 01:25:21

- Test Mode : PCS1900 EDGE CH661
- Frequency Range : 7G-13.6G

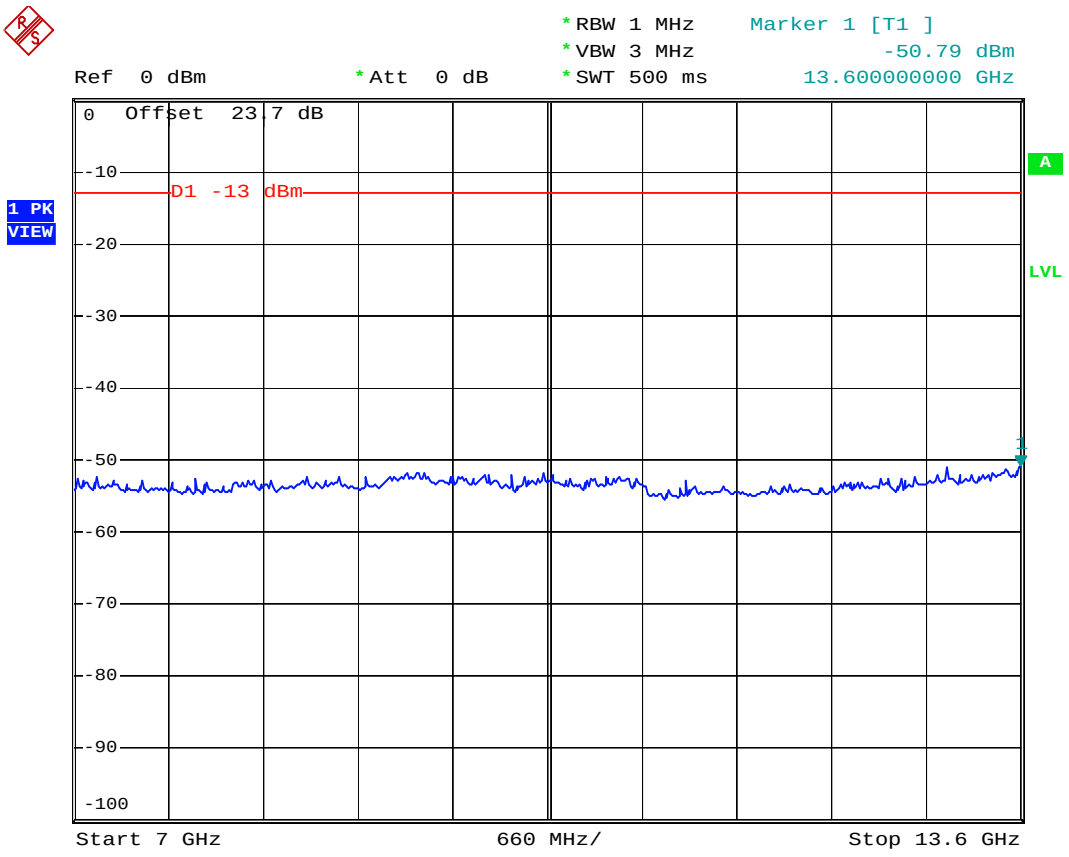

Date: 3.JUN.2006 01:26:32

- Test Mode : PCS1900 EDGE CH661
- Frequency Range : 13.6G-19.1G

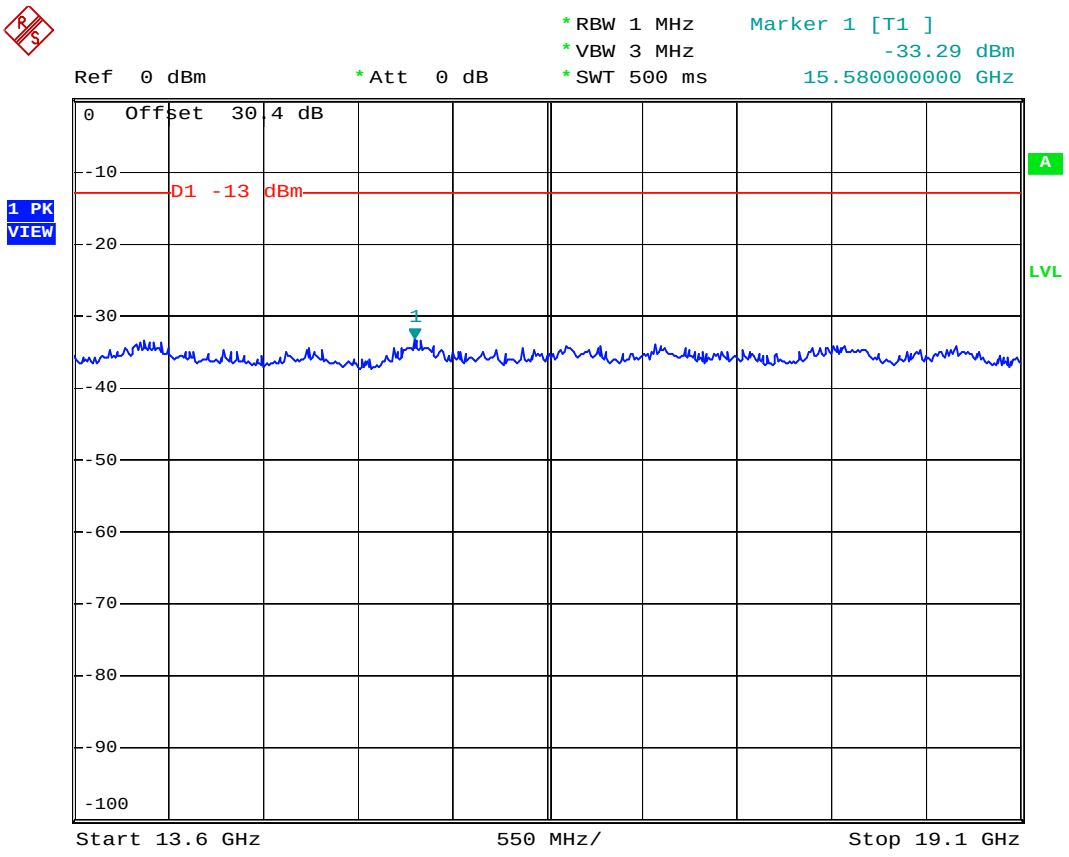

Date: 3.JUN.2006 01:27:31

4.6 Field Strength of Spurious Radiation

Equivalent isotropic radiated Power Measurements by substitution method according to ANSI/TIA/EIA-603-C.

4.6.1 Measurement Instruments

As described in chapter 5 of this test report.

4.6.2 Test Procedure

1. The EUT was placed on a rotatable wooden table with 0.8 meter about ground.
2. The EUT was set 3 meters from the receiving antenna which was mounted on the antenna tower.
3. The table was rotated 360 degrees to determine the position of the highest spurious emission.
4. The height of the receiving antenna is varied between one meter and four meters to reach the maximum spurious emission for both horizontal and vertical polarizations.
5. Taking the record of maximum spurious emission.
6. A Horn antenna was substituted in place of the EUT and was driven by a signal generator.
7. Tune the output power of signal generator to the same emission level with EUT maximum spurious emission.
8. Taking the recored of output power at antenna port.
9. Repeat step 7 to step 8 for another polariztion.
10. Emission level (dBm) = output power + substituion Gain.

4.6.3 Test Setup Layout

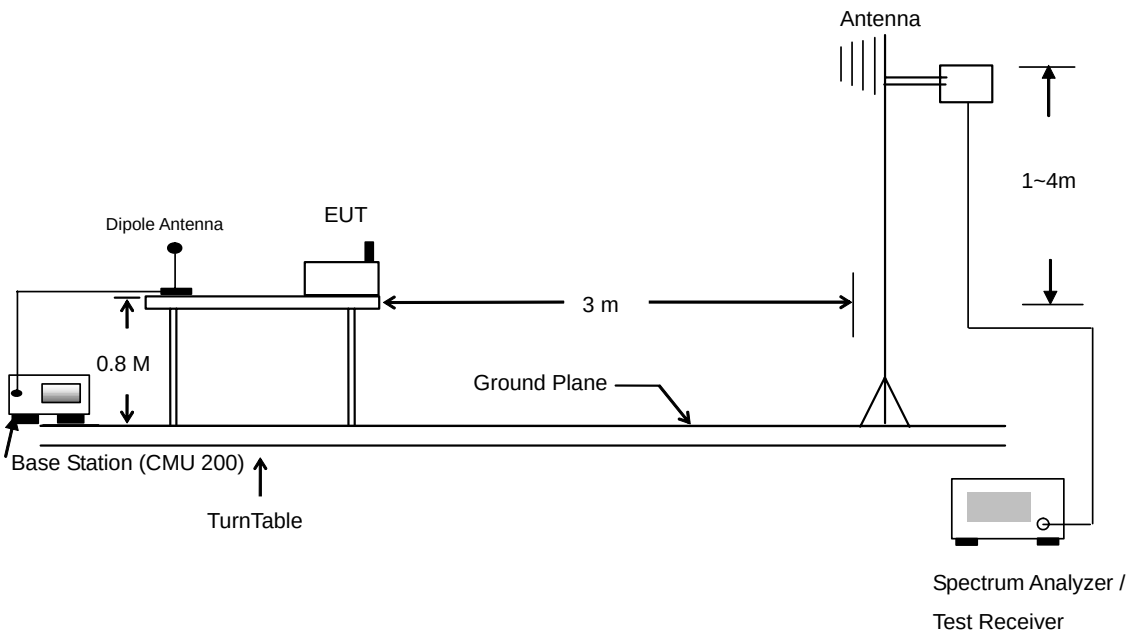

4.6.4 Test Result

- Test Mode : Mode 1

GSM850 (GSM) Radiated Spurious ERP							
H Polarization				V Polarization			
Frequency (MHz)	ERP (dBm)	Limit (dBm)	Margin (dB)	Frequency (MHz)	ERP (dBm)	Limit (dBm)	Margin (dB)
32.43	-58.66	-13.00	-45.66	32.43	-52.94	-13.00	-39.94
49.17	-57.86	-13.00	-44.86	49.44	-52.49	-13.00	-39.49
152.58	-58.91	-13.00	-45.91	196.59	-55.01	-13.00	-42.01
973.40	-63.64	-13.00	-50.64	717.90	-59.09	-13.00	-46.09
1674.00	**-32.49**	**-13.00**	**-19.49**	1674.00	-38.43	-13.00	-25.43
2508.00	-60.26	-13.00	-47.26	2508.00	-58.61	-13.00	-45.61
3344.00	-53.96	-13.00	-40.96	3344.00	-57.56	-13.00	-44.56
4184.00	-52.56	-13.00	-39.56	4178.00	-52.62	-13.00	-39.62
5018.00	-52.38	-13.00	-39.38	5018.00	-50.76	-13.00	-37.76
5854.00	-53.90	-13.00	-40.90	5854.00	-48.76	-13.00	-35.76
				6688.00	-51.57	-13.00	-38.57
				7528.00	-47.73	-13.00	-34.73

- Test Mode : Mode 2

PCS (GSM) Radiated Spurious EIRP							
H Polarization				V Polarization			
Frequency (MHz)	EIRP (dBm)	Limit (dBm)	Margin (dB)	Frequency (MHz)	EIRP (dBm)	Limit (dBm)	Margin (dB)
32.43	-57.40	-13.00	-44.40	32.43	-50.95	-13.00	-37.95
48.63	-60.60	-13.00	-47.60	48.63	-53.22	-13.00	-40.22
147.18	-58.15	-13.00	-45.15	70.23	-50.82	-13.00	-37.82
656.30	-66.90	-13.00	-53.90	754.30	-59.13	-13.00	-46.13
866.30	-64.91	-13.00	-51.91	918.80	-62.30	-13.00	-49.30
959.40	-64.62	-13.00	-51.62	980.40	-61.96	-13.00	-48.96
3758.00	-45.03	-13.00	-32.03	**3758.00**	**-43.76**	**-13.00**	**-30.76**
5638.00	-47.47	-13.00	-34.47	5638.00	-45.73	-13.00	-32.73

- Test Mode : Mode 3

GSM850 (EDGE) Radiated Spurious ERP							
H Polarization				V Polarization			
Frequency (MHz)	ERP (dBm)	Limit (dBm)	Margin (dB)	Frequency (MHz)	ERP (dBm)	Limit (dBm)	Margin (dB)
31.08	-67.01	-13.00	-54.01	35.40	-62.49	-13.00	-49.49
156.63	-68.84	-13.00	-55.84	70.23	-61.91	-13.00	-48.91
193.08	-69.21	-13.00	-56.21	79.14	-62.20	-13.00	-49.20
658.40	-63.57	-13.00	-50.57	656.30	-62.84	-13.00	-49.84
1674.00	**-41.76**	**-13.00**	**-28.76**	1674.00	-45.74	-13.00	-32.74
4734.00	-51.19	-13.00	-38.19	4184.00	-54.06	-13.00	-41.06
				5854.00	-49.91	-13.00	-36.91

- Test Mode : Mode 4

PCS (EDGE) Radiated Spurious EIRP							
H Polarization				V Polarization			
Frequency (MHz)	EIRP (dBm)	Limit (dBm)	Margin (dB)	Frequency (MHz)	EIRP (dBm)	Limit (dBm)	Margin (dB)
32.43	-55.57	-13.00	-42.57	31.89	-50.36	-13.00	-37.36
158.79	-59.20	-13.00	-46.20	71.04	-50.45	-13.00	-37.45
194.43	-58.90	-13.00	-45.90	191.73	-56.43	-13.00	-43.43
792.80	-65.64	-13.00	-52.64	784.40	-63.44	-13.00	-50.44
862.80	-65.19	-13.00	-52.19	871.90	-62.25	-13.00	-49.25
967.80	-64.35	-13.00	-51.35	997.90	-61.70	-13.00	-48.70
3758.00	-46.74	-13.00	-33.74	**3758.00**	**-46.03**	**-13.00**	**-33.03**
				5638.00	-51.18	-13.00	-38.18

- Test Mode : Mode 5

GSM850 with Bluetooth Co-location Radiated Spurious ERP							
H Polarization				V Polarization			
Frequency (MHz)	EIRP (dBm)	Limit (dBm)	Margin (dB)	Frequency (MHz)	EIRP (dBm)	Limit (dBm)	Margin (dB)
31.89	-58.27	-13.00	-45.27	32.43	-52.72	-13.00	-39.72
48.63	-59.05	-13.00	-46.05	48.63	-52.06	-13.00	-39.06
156.63	-58.67	-13.00	-45.67	191.19	-55.17	-13.00	-42.17
959.40	-62.49	-13.00	-49.49	894.30	-60.09	-13.00	-47.09
1238.00	-52.90	-13.00	-39.90	1234.00	-56.75	-13.00	-43.75
1674.00	**-31.73**	**-13.00**	**-18.73**	1674.00	-37.88	-13.00	-24.88
3344.00	-56.59	-13.00	-43.59	3344.00	-54.35	-13.00	-41.35
4184.00	-52.08	-13.00	-39.08	4184.00	-52.13	-13.00	-39.13
5018.00	-52.81	-13.00	-39.81	4804.00	-52.30	-13.00	-39.30
5854.00	-52.67	-13.00	-39.67	4864.00	-51.37	-13.00	-38.37
10808.00	-41.48	-13.00	-28.48	4888.00	-52.19	-13.00	-39.19
				4918.00	-53.35	-13.00	-40.35
				4954.00	-53.01	-13.00	-40.01
				5018.00	-52.26	-13.00	-39.26
				5854.00	-48.53	-13.00	-35.53
				6688.00	-50.16	-13.00	-37.16

4.6.5 Test Data

4.6.5.1 Mode 1

Horizontal Polarization

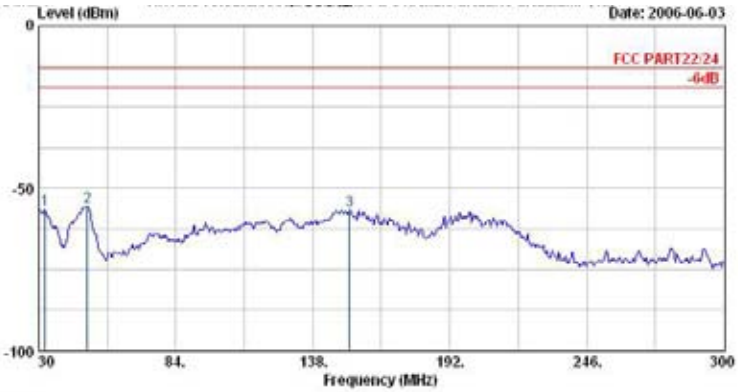

Site : 03CH06-HY
Condition : LF-SPURIOUS HORIZONTAL
EUT : Camino EVT3 PHASE 2
Power : 120Vac/60Hz,MEI(Model: SCP0501000PU)#5
Model : Camino
Memo : GSM850 Link Mode CH189;+Earphone
Memo : +Adapter
S/N : CD2GP4B6V897
Plane : E2
Group : D

	Freq	Level	Over Limit	Limit Line	Read Level	Factor	Remark
	MHz	dBm	dB	dBm	dBm	dB	
1	32.43	-56.51	-43.51	-13.00	-55.04	-1.47	Peak
2	49.17	-55.71	-42.71	-13.00	-43.89	-11.82	Peak
3	152.58	-56.76	-43.76	-13.00	-43.91	-12.84	Peak

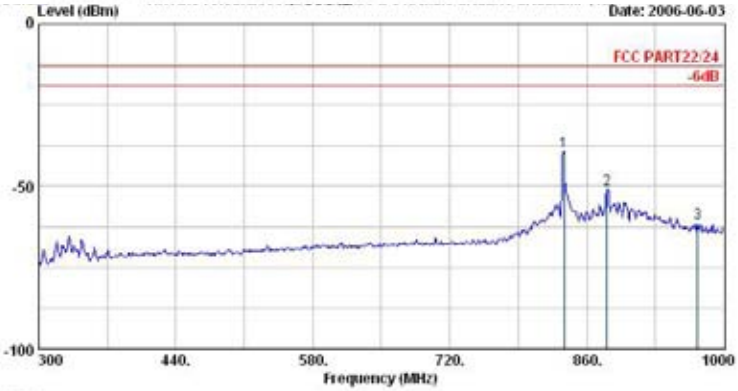

Site : 03CH06-HY
Condition : LF-SPURIOUS HORIZONTAL
EUT : Camino EVT3 PHASE 2
Power : 120Vac/60Hz,MEI(Model: SCP0501000PU)#5
Model : Camino
Memo : GSM850 Link Mode CH189;+Earphone
Memo : +Adapter
S/N : CD2GP4B6V897
Plane : E2
Group : D

	Freq	Level	Over Limit	Limit Line	Read Level	Factor	Remark
	MHz	dBm	dB	dBm	dBm	dB	
1 @	836.90	-39.31	-26.31	-13.00	-37.98	-1.33	Peak
2	880.30	-50.86			-49.95	-0.91	Peak
3	973.40	-61.49			-61.48	-0.01	Peak

Remark:

1. #2: MS TCH Signal。
2. #3: BS TCH Signal。

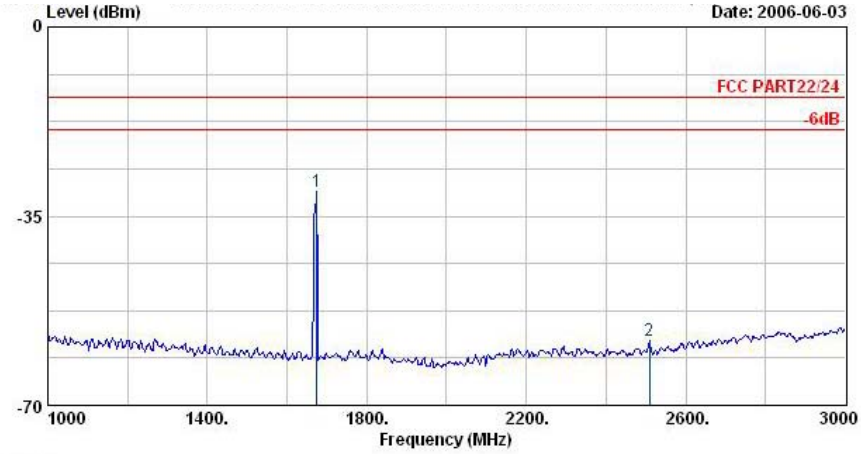

Site : 03CH06-HY
Condition : HF-SPURIOUS HORIZONTAL
EUT : Camino EVT3 PHASE 2
Power : 120Vac/60Hz,MEI(Model: SCP0501000PU)#5
Model : Camino
Memo : GSM850 Link Mode CH189;+Earphone
Memo : +Adapter
S/N : CD2GP4B6V897
Plane : E2
Group : D

	Freq	Level	Over Limit	Limit Line	Read Level	Factor	Remark
	MHz	dBm	dB	dBm	dBm	dB	
1 @	1674.00	-30.34	-17.34	-13.00	-30.56	0.22	Peak
2	2508.00	-58.11	-45.11	-13.00	-59.31	1.20	Peak

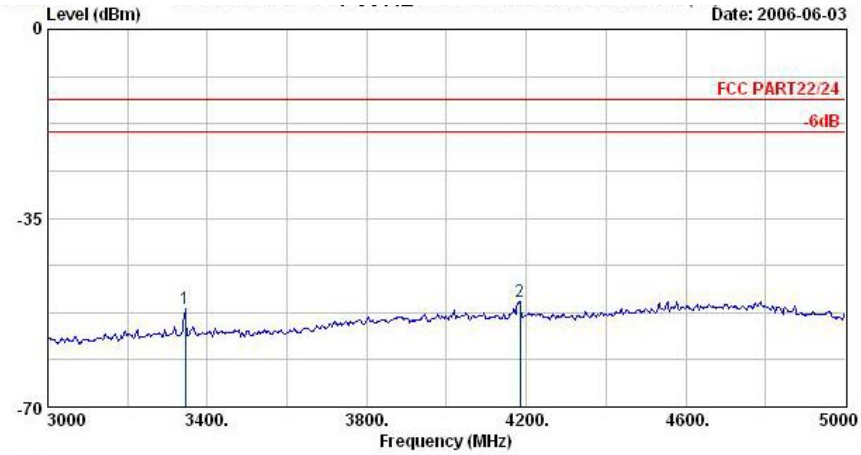

Site : 03CH06-HY
Condition : HF-SPURIOUS HORIZONTAL
EUT : Camino EVT3 PHASE 2
Power : 120Vac/60Hz,MEI(Model: SCP0501000PU)#5
Model : Camino
Memo : GSM850 Link Mode CH189;+Earphone
Memo : +Adapter
S/N : CD2GP4B6V897
Plane : E2
Group : D

	Freq	Level	Over Limit	Limit Line	Read Level	Factor	Remark
	MHz	dBm	dB	dBm	dBm	dB	
1	3344.00	-51.81	-38.81	-13.00	-57.21	5.41	Peak
2	4184.00	-50.41	-37.41	-13.00	-60.19	9.79	Peak

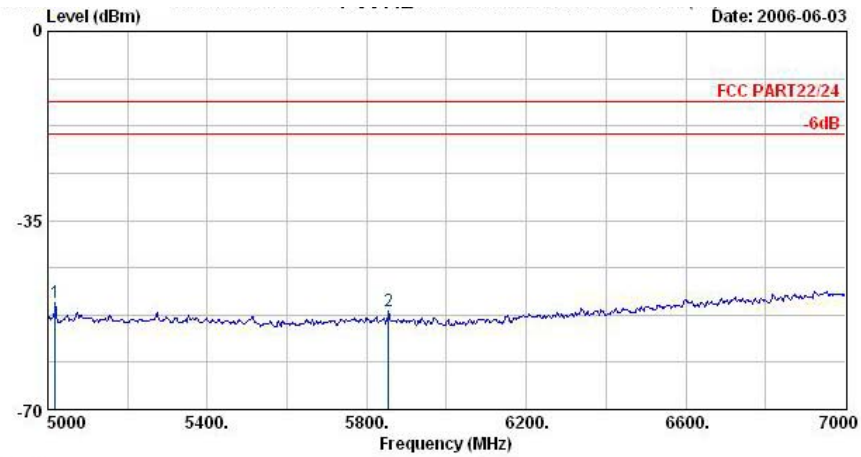

Site : 03CH06-HY
Condition : HF-SPURIOUS HORIZONTAL
EUT : Camino EVT3 PHASE 2
Power : 120Vac/60Hz,MEI(Model: SCP0501000PU)#5
Model : Camino
Memo : GSM850 Link Mode CH189;+Earphone
Memo : +Adapter
S/N : CD2GP4B6V897
Plane : E2
Group : D

	Freq	Level	Over Limit	Limit Line	Read Level	Factor	Remark
	MHz	dBm	dB	dBm	dBm	dB	
1	5018.00	-50.23	-37.23	-13.00	-60.47	10.24	Peak
2	5854.00	-51.75	-38.75	-13.00	-61.97	10.22	Peak

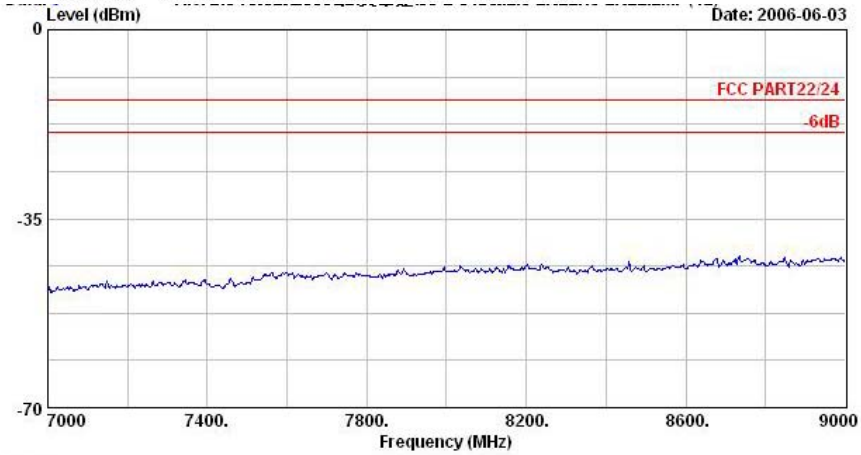

Site : 03CH06-HY
Condition : HF-SPURIOUS HORIZONTAL
EUT : Camino EVT3 PHASE 2
Power : 120Vac/60Hz,MEI(Model: SCP0501000PU)#5
Model : Camino
Memo : GSM850 Link Mode CH189;+Earphone
Memo : +Adapter
S/N : CD2GP4B6V897
Plane : E2
Group : D

Vertical Polarization

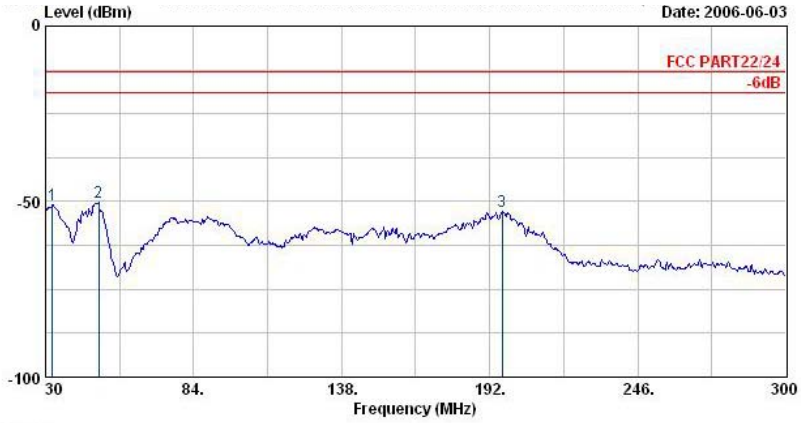

Site : 03CH06-HY
Condition : LF-SPURIOUS VERTICAL
EUT : Camino EVT3 PHASE 2
Power : 120Vac/60Hz,MEI(Model: SCP0501000PU)#5
Model : Camino
Memo : GSM850 Link Mode CH189;+Earphone
Memo : +Adapter
S/N : CD2GP4B6V897
Plane : E2
Group : D

	Freq	Level	Over Limit	Limit Line	Read Level	Factor	Remark
	MHz	dBm	dB	dBm	dBm	dB	
1	32.43	-50.79	-37.79	-13.00	-40.90	-9.89	Peak
2	49.44	-50.34	-37.34	-13.00	-35.79	-14.55	Peak
3	196.59	-52.86	-39.86	-13.00	-44.30	-8.56	Peak

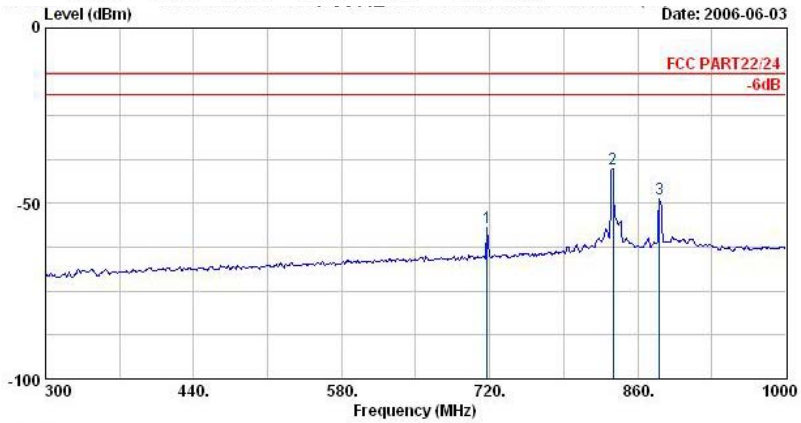

Site : 03CH06-HY
Condition : LF-SPURIOUS VERTICAL
EUT : Camino EVT3 PHASE 2
Power : 120Vac/60Hz,MEI(Model: SCP0501000PU)#5
Model : Camino
Memo : GSM850 Link Mode CH189;+Earphone
Memo : +Adapter
S/N : CD2GP4B6V897
Plane : E2
Group : D

	Freq	Level	Over Limit	Limit Line	Read Level	Factor	Remark
	MHz	dBm	dB	dBm	dBm	dB	
1	717.90	-56.94	-43.94	-13.00	-56.77	-0.17	Peak
2 @	836.90	-40.03			-41.40	1.36	Peak
3	880.30	-48.72			-50.43	1.71	Peak

Remark:

1. #2: MS TCH Signal。
2. #3: BS TCH Signal。

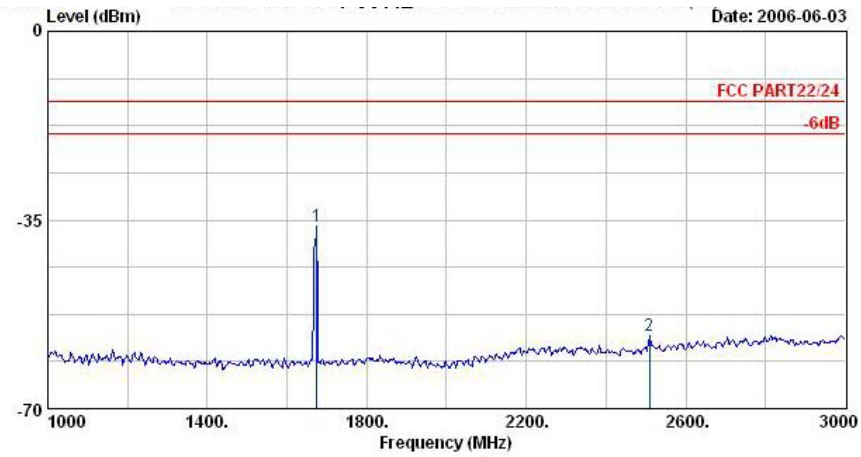

Site : 03CH06-HY
Condition : HF-SPURIOUS VERTICAL
EUT : Camino EVT3 PHASE 2
Power : 120Vac/60Hz,MEI(Model: SCP0501000PU)#5
Model : Camino
Memo : GSM850 Link Mode CH189;+Earphone
Memo : +Adapter
S/N : CD2GP4B6V897
Plane : E2
Group : D

	Freq	Level	Over Limit	Limit Line	Read Level	Factor	Remark
	MHz	dBm	dB	dBm	dBm	dB	
1 @	1674.00	-36.28	-23.28	-13.00	-35.80	-0.48	Peak
2	2508.00	-56.46	-43.46	-13.00	-58.73	2.27	Peak

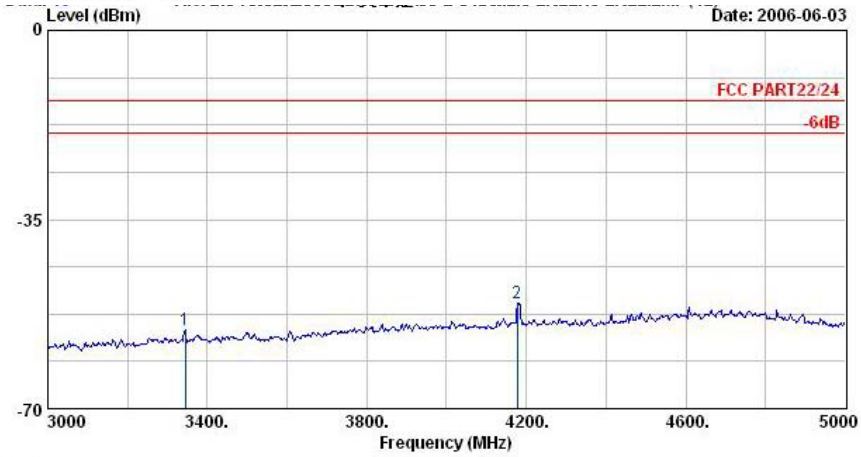

Site : 03CH06-HY
Condition : HF-SPURIOUS VERTICAL
EUT : Camino EVT3 PHASE 2
Power : 120Vac/60Hz,MEI(Model: SCP0501000PU)#5
Model : Camino
Memo : GSM850 Link Mode CH189;+Earphone
Memo : +Adapter
S/N : CD2GP4B6V897
Plane : E2
Group : D

	Freq	Level	Over Limit	Limit Line	Read Level	Factor	Remark
	MHz	dBm	dB	dBm	dBm	dB	
1	3344.00	-55.41	-42.41	-13.00	-59.88	4.47	Peak
2	4178.00	-50.47	-37.47	-13.00	-58.83	8.36	Peak

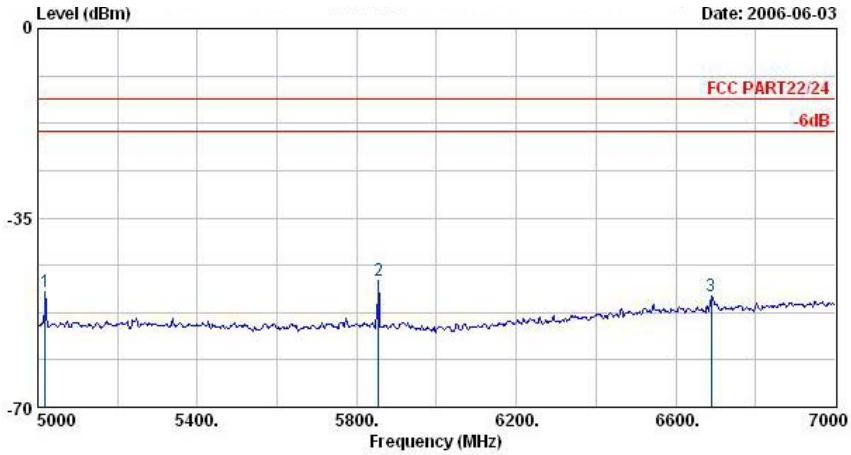

Site : 03CH06-HY
Condition : HF-SPURIOUS VERTICAL
EUT : Camino EVT3 PHASE 2
Power : 120Vac/60Hz,MEI(Model: SCP0501000PU)#5
Model : Camino
Memo : GSM850 Link Mode CH189;+Earphone
Memo : +Adapter
S/N : CD2GP4B6V897
Plane : E2
Group : D

	Freq	Level	Over Limit	Limit Line	Read Level	Factor	Remark
	MHz	dBm	dB	dBm	dBm	dB	
1	5018.00	-48.61	-35.61	-13.00	-57.46	8.85	Peak
2	5854.00	-46.61	-33.61	-13.00	-55.42	8.81	Peak
3	6688.00	-49.42	-36.42	-13.00	-60.95	11.53	Peak

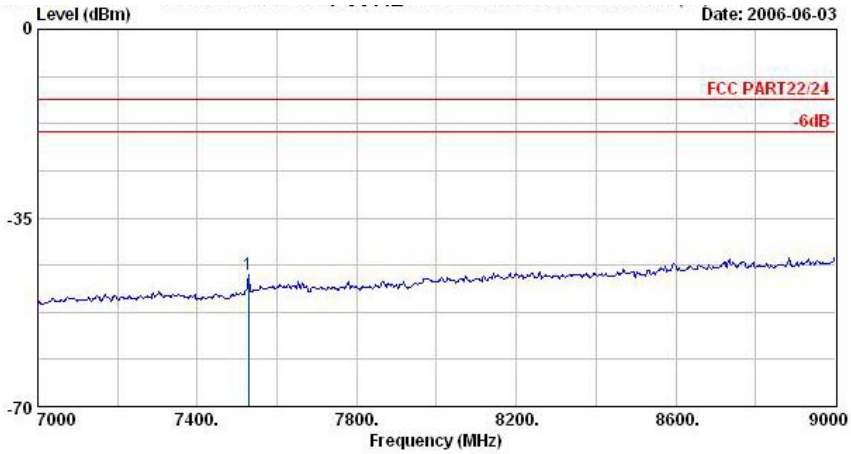

Site : 03CH06-HY
Condition : HF-SPURIOUS VERTICAL
EUT : Camino EVT3 PHASE 2
Power : 120Vac/60Hz,MEI(Model: SCP0501000PU)#5
Model : Camino
Memo : GSM850 Link Mode CH189;+Earphone
Memo : +Adapter
S/N : CD2GP4B6V897
Plane : E2
Group : D

	Freq	Level	Over Limit	Limit Line	Read Level	Factor	Remark
	MHz	dBm	dB	dBm	dBm	dB	
1 @	7528.00	-45.58	-32.58	-13.00	-58.94	13.37	Peak

Remark：There is no more obvious emission except the listings above.

4.6.5.2 Mode 2
Horizontal Polarization

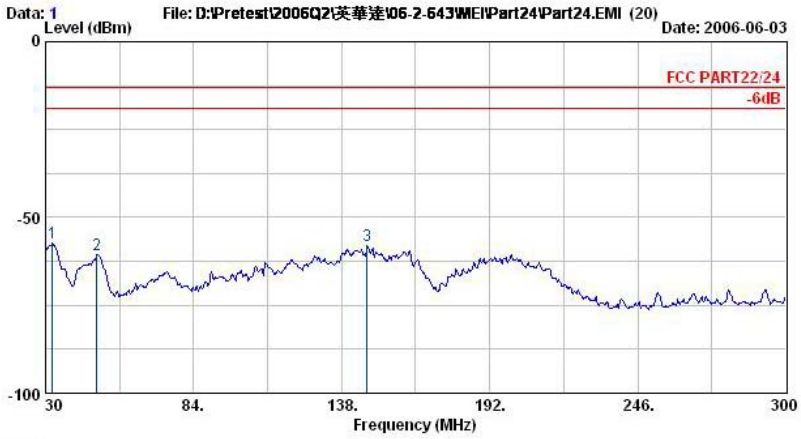

Site : 03CH06-HY
Condition : LF-SPURIOUS HORIZONTAL
EUT : Camino EVT3 PHASE 2
Power : 120Vac/60Hz,MEI(Model: SCP0501000PU)#5
Model : Camino
Memo : PCS1900 Link Mode CH661;+Earphone
Memo : +Adapter
S/N : CD2GP4B6V897
Plane : E2
Group : D

	Freq	Level	Over Limit	Limit Line	Read Level	Factor	Remark
	MHz	dBm	dB	dBm	dBm	dB	
1 @	32.43	-57.40	-44.40	-13.00	-55.94	-1.47	Peak
2	48.63	-60.60	-47.60	-13.00	-49.39	-11.21	Peak
3	147.18	-58.15	-45.15	-13.00	-45.36	-12.79	Peak

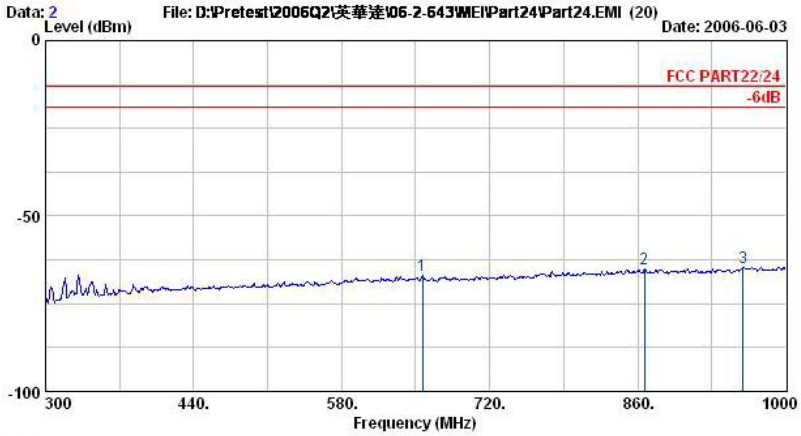

Site : 03CH06-HY
Condition : LF-SPURIOUS HORIZONTAL
EUT : Camino EVT3 PHASE 2
Power : 120Vac/60Hz,MEI(Model: SCP0501000PU)#5
Model : Camino
Memo : PCS1900 Link Mode CH661;+Earphone
Memo : +Adapter
S/N : CD2GP4B6V897
Plane : E2
Group : D

	Freq	Level	Over Limit	Limit Line	Read Level	Factor	Remark
	MHz	dBm	dB	dBm	dBm	dB	
1	656.30	-66.90	-53.90	-13.00	-63.73	-3.16	Peak
2	866.30	-64.91	-51.91	-13.00	-63.86	-1.05	Peak
3	959.40	-64.62	-51.62	-13.00	-64.47	-0.15	Peak

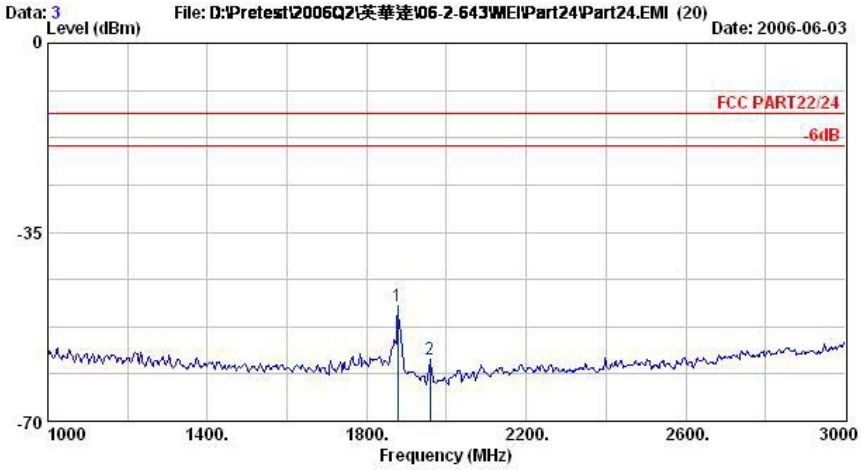

Site : 03CH06-HY
Condition : HF-SPURIOUS HORIZONTAL
EUT : Camino EVT3 PHASE 2
Power : 120Vac/60Hz,MEI(Model: SCP0501000PU)#5
Model : Camino
Memo : PCS1900 Link Mode CH661;+Earphone
Memo : +Adapter
S/N : CD2GP4B6V897
Plane : E2
Group : D

	Freq	Level	Over Limit	Limit Line	Read Level	Factor	Remark
	MHz	dBm	dB	dBm	dBm	dB	
1 @	1878.00	-48.56			-48.05	-0.51	Peak
2	1958.00	-58.56			-57.45	-1.11	Peak

Remark:

1. #1: MS TCH Signal。
2. #2: BS TCH Signal。

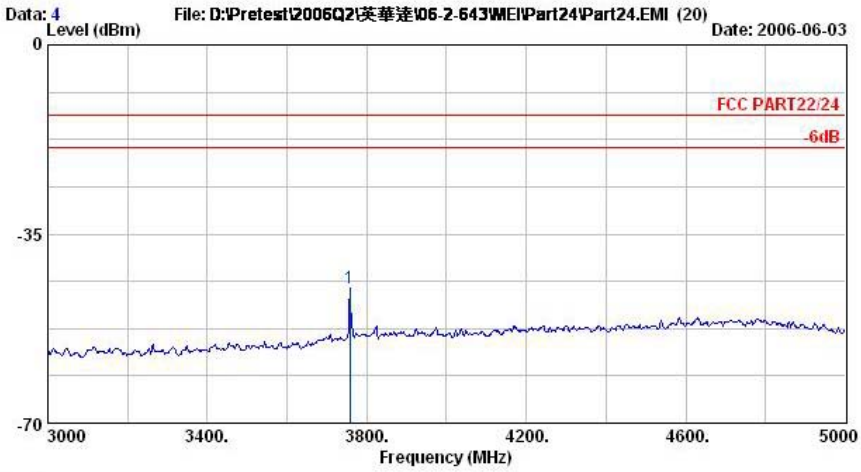

Site : 03CH06-HY
Condition : HF-SPURIOUS HORIZONTAL
EUT : Camino EVT3 PHASE 2
Power : 120Vac/60Hz,MEI(Model: SCP0501000PU)#5
Model : Camino
Memo : PCS1900 Link Mode CH661;+Earphone
Memo : +Adapter
S/N : CD2GP4B6V897
Plane : E2
Group : D

	Freq	Level	Over Limit	Limit Line	Read Level	Factor	Remark
	MHz	dBm	dB	dBm	dBm	dB	
1 @	3758.00	-45.03	-32.03	-13.00	-52.95	7.92	Peak

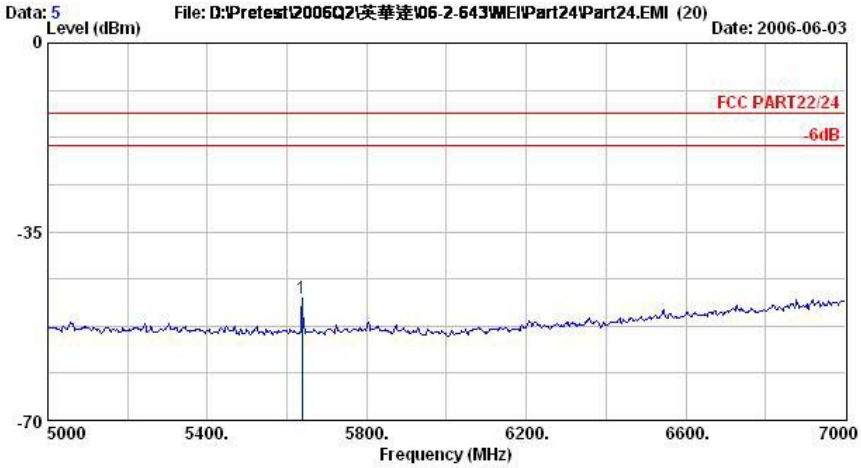

Site : 03CH06-HY
Condition : HF-SPURIOUS HORIZONTAL
EUT : Camino EVT3 PHASE 2
Power : 120Vac/60Hz,MEI(Model: SCP0501000PU)#5
Model : Camino
Memo : PCS1900 Link Mode CH661;+Earphone
Memo : +Adapter
S/N : CD2GP4B6V897
Plane : E2
Group : D

	Freq	Level	Over Limit	Limit Line	Read Level	Factor	Remark
	MHz	dBm	dB	dBm	dBm	dB	
1 @	5638.00	-47.47	-34.47	-13.00	-57.44	9.97	Peak

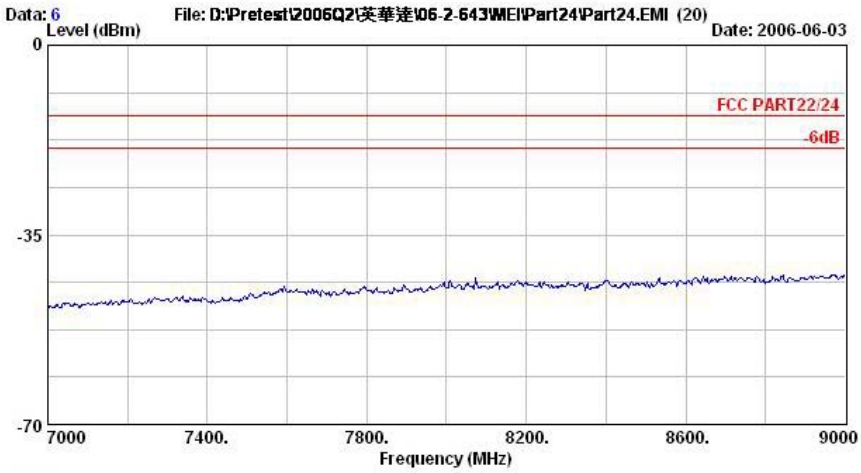

Site : 03CH06-HY
Condition : HF-SPURIOUS HORIZONTAL
EUT : Camino EVT3 PHASE 2
Power : 120Vac/60Hz,MEI(Model: SCP0501000PU)#5
Model : Camino
Memo : PCS1900 Link Mode CH661;+Earphone
Memo : +Adapter
S/N : CD2GP4B6V897
Plane : E2
Group : D

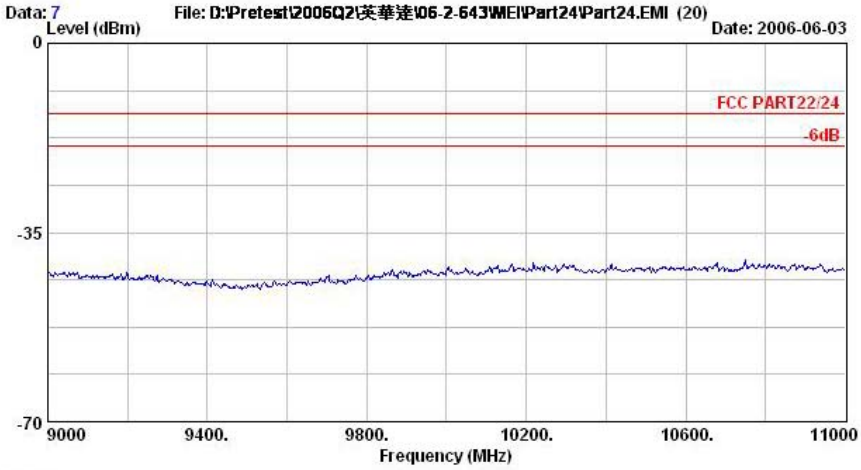

Site : 03CH06-HY
Condition : HF-SPURIOUS HORIZONTAL
EUT : Camino EVT3 PHASE 2
Power : 120Vac/60Hz,MEI(Model: SCP0501000PU)#5
Model : Camino
Memo : PCS1900 Link Mode CH661;+Earphone
Memo : +Adapter
S/N : CD2GP4B6V897
Plane : E2
Group : D

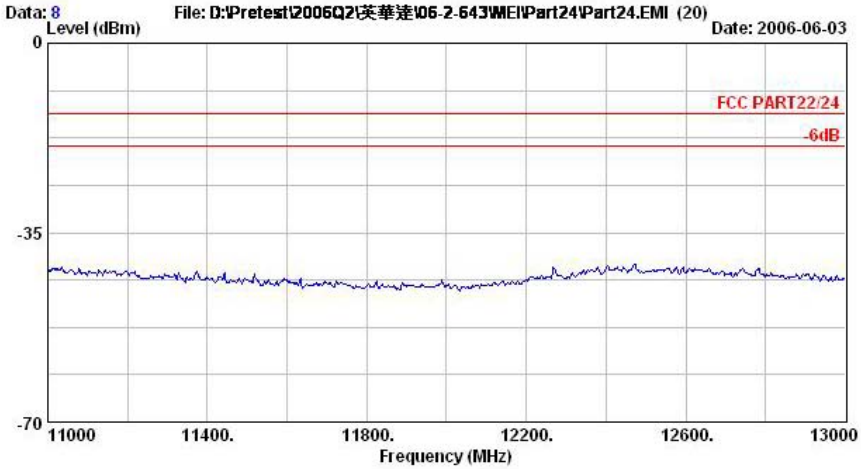

Site : 03CH06-HY
Condition : HF-SPURIOUS HORIZONTAL
EUT : Camino EVT3 PHASE 2
Power : 120Vac/60Hz,MEI(Model: SCP0501000PU)#5
Model : Camino
Memo : PCS1900 Link Mode CH661;+Earphone
Memo : +Adapter
S/N : CD2GP4B6V897
Plane : E2
Group : D

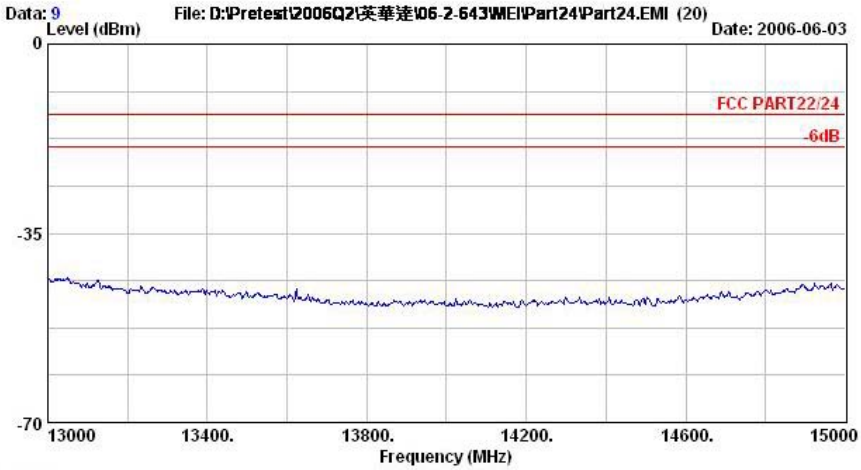

Site : 03CH06-HY
Condition : HF-SPURIOUS HORIZONTAL
EUT : Camino EVT3 PHASE 2
Power : 120Vac/60Hz,MEI(Model: SCP0501000PU)#5
Model : Camino
Memo : PCS1900 Link Mode CH661;+Earphone
Memo : +Adapter
S/N : CD2GP4B6V897
Plane : E2
Group : D

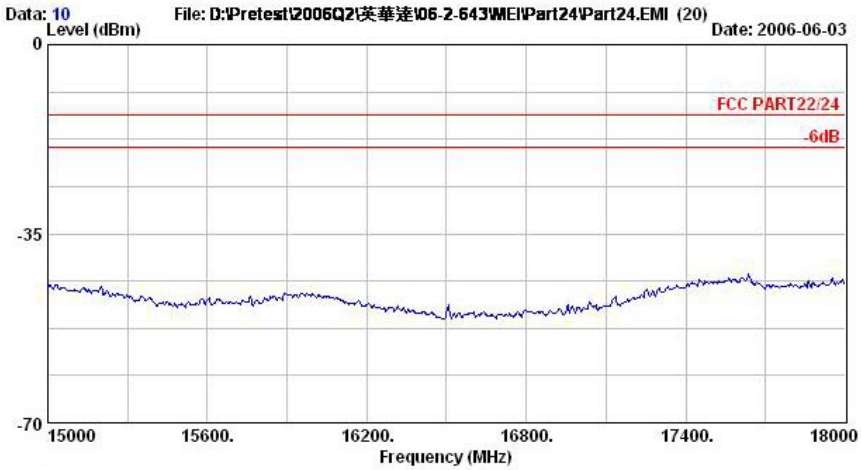

Site : 03CH06-HY
Condition : HF-SPURIOUS HORIZONTAL
EUT : Camino EVT3 PHASE 2
Power : 120Vac/60Hz,MEI(Model: SCP0501000PU)#5
Model : Camino
Memo : PCS1900 Link Mode CH661;+Earphone
Memo : +Adapter
S/N : CD2GP4B6V897
Plane : E2
Group : D

Vertical Polarization

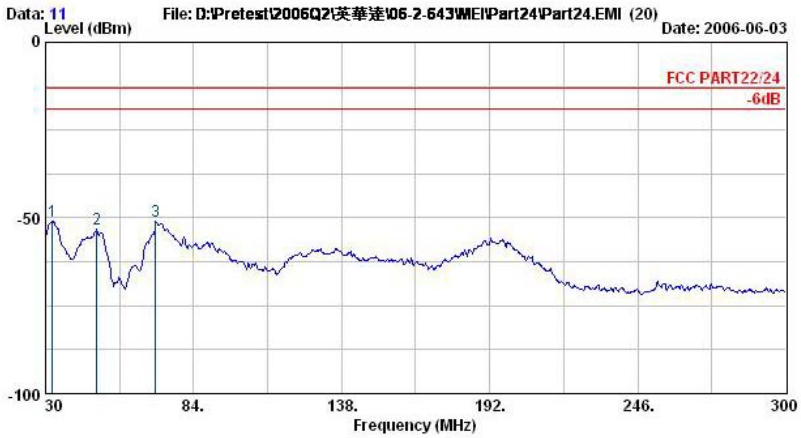

Site : 03CH06-HY
Condition : LF-SPURIOUS VERTICAL
EUT : Camino EVT3 PHASE 2
Power : 120Vac/60Hz,MEI(Model: SCP0501000PU)#5
Model : Camino
Memo : PCS1900 Link Mode CH661;+Earphone
Memo : +Adapter
S/N : CD2GP4B6V897
Plane : E2
Group : D

	Freq MHz	Level dBm	Over Limit dB	Limit Line dBm	Read Level dBm	Factor dB	Remark
1 @	32.43	-50.95	-37.95	-13.00	-41.06	-9.89	Peak
2 @	48.63	-53.22	-40.22	-13.00	-38.95	-14.27	Peak
3 @	70.23	-50.82	-37.82	-13.00	-38.80	-12.02	Peak

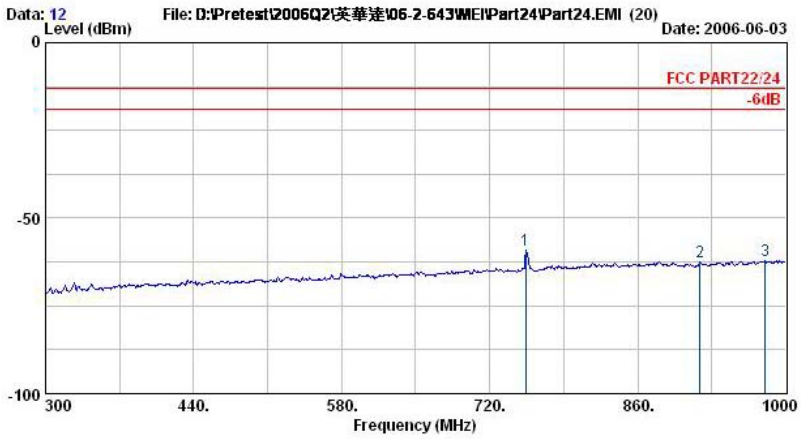

Site : 03CH06-HY
Condition : LF-SPURIOUS VERTICAL
EUT : Camino EVT3 PHASE 2
Power : 120Vac/60Hz,MEI(Model: SCP0501000PU)#5
Model : Camino
Memo : PCS1900 Link Mode CH661;+Earphone
Memo : +Adapter
S/N : CD2GP4B6V897
Plane : E2
Group : D

	Freq MHz	Level dBm	Over Limit dB	Limit Line dBm	Read Level dBm	Factor dB	Remark
1	754.30	-59.13	-46.13	-13.00	-59.51	0.39	Peak
2	918.80	-62.30	-49.30	-13.00	-64.31	2.01	Peak
3	980.40	-61.96	-48.96	-13.00	-64.46	2.51	Peak

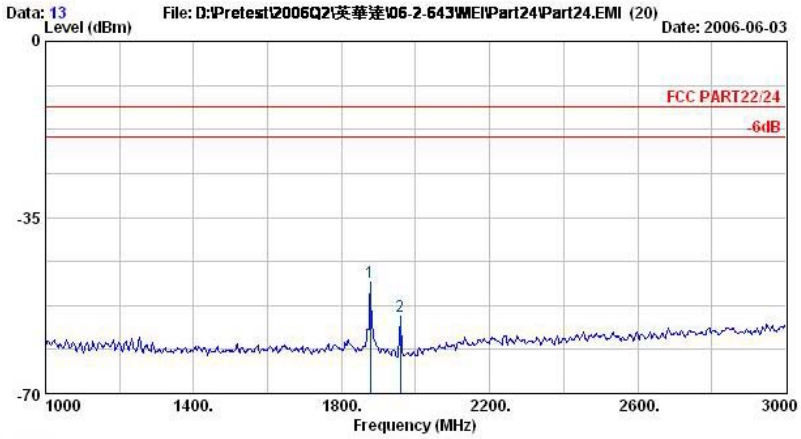

Site : 03CH06-HY
Condition : HF-SPURIOUS VERTICAL
EUT : Camino EVT3 PHASE 2
Power : 120Vac/60Hz,MEI(Model: SCP0501000PU)#5
Model : Camino
Memo : PCS1900 Link Mode CH661;+Earphone
Memo : +Adapter
S/N : CD2GP4B6V897
Plane : E2
Group : D

	Freq	Level	Over Limit	Limit Line	Read Level	Factor	Remark
	MHz	dBm	dB	dBm	dBm	dB	
1 @	1878.00	-47.78			-47.38	-0.40	Peak
2 @	1958.00	-54.73			-54.13	-0.60	Peak

Remark:

1. #1: MS TCH Signal。
2. #2: BS TCH Signal。

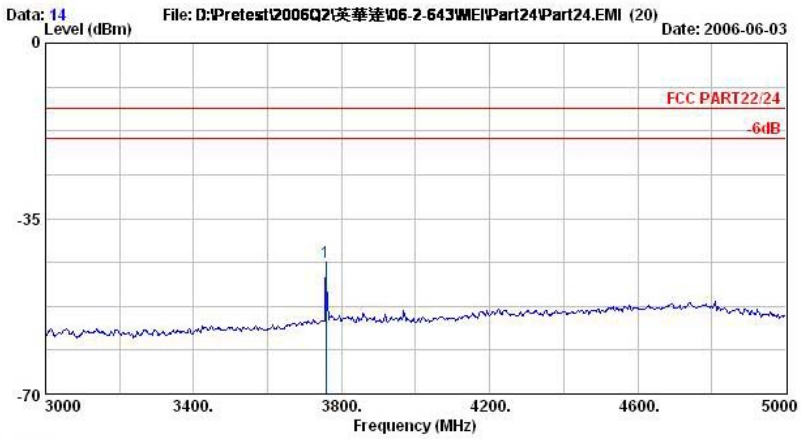

Site : 03CH06-HY
Condition : HF-SPURIOUS VERTICAL
EUT : Camino EVT3 PHASE 2
Power : 120Vac/60Hz,MEI(Model: SCP0501000PU)#5
Model : Camino
Memo : PCS1900 Link Mode CH661;+Earphone
Memo : +Adapter
S/N : CD2GP4B6V897
Plane : E2
Group : D

	Freq	Level	Over Limit	Limit Line	Read Level	Factor	Remark
	MHz	dBm	dB	dBm	dBm	dB	
1 @	3758.00	-43.76	-30.76	-13.00	-50.40	6.64	Peak

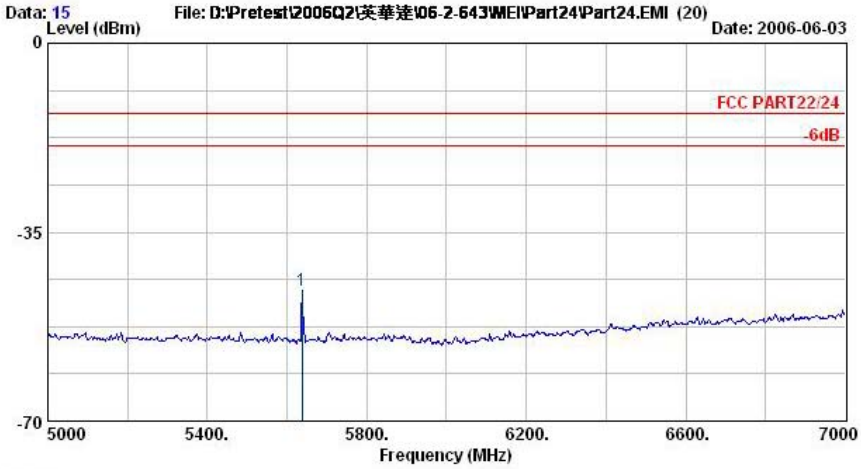

Site : 03CH06-HY
Condition : HF-SPURIOUS VERTICAL
EUT : Camino EVT3 PHASE 2
Power : 120Vac/60Hz,MEI(Model: SCP0501000PU)#5
Model : Camino
Memo : PCS1900 Link Mode CH661;+Earphone
Memo : +Adapter
S/N : CD2GP4B6V897
Plane : E2
Group : D

	Freq	Level	Over Limit	Limit Line	Read Level	Factor	Remark
	MHz	dBm	dB	dBm	dBm	dB	
1 @	5638.00	-45.73	-32.73	-13.00	-54.39	8.65	Peak

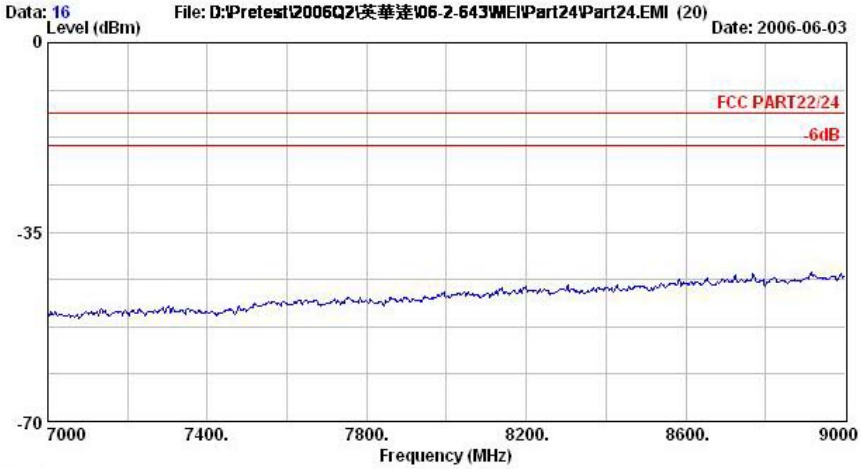

Site : 03CH06-HY
Condition : HF-SPURIOUS VERTICAL
EUT : Camino EVT3 PHASE 2
Power : 120Vac/60Hz,MEI(Model: SCP0501000PU)#5
Model : Camino
Memo : PCS1900 Link Mode CH661;+Earphone
Memo : +Adapter
S/N : CD2GP4B6V897
Plane : E2
Group : D

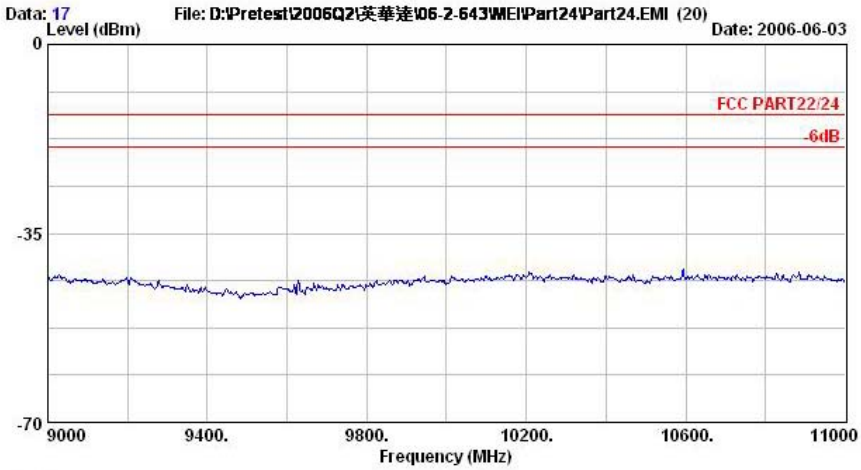

Site : 03CH06-HY
Condition : HF-SPURIOUS VERTICAL
EUT : Camino EVT3 PHASE 2
Power : 120Vac/60Hz,MEI(Model: SCP0501000PU)#5
Model : Camino
Memo : PCS1900 Link Mode CH661;+Earphone
Memo : +Adapter
S/N : CD2GP4B6V897
Plane : E2
Group : D

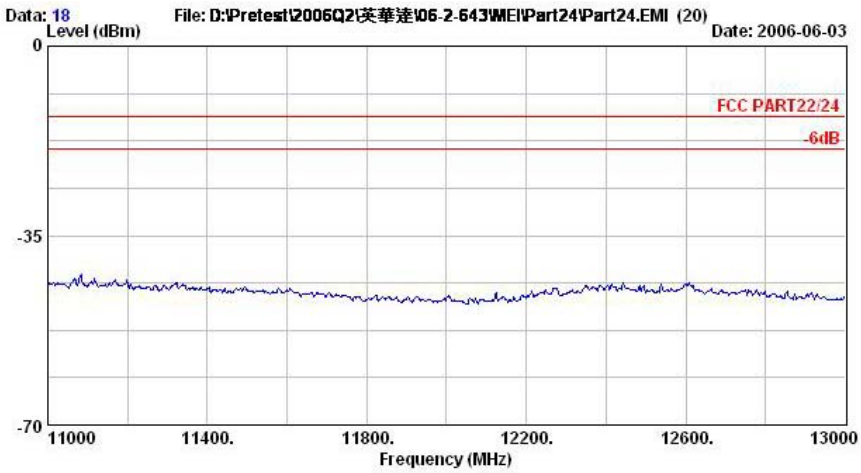

Site : 03CH06-HY
Condition : HF-SPURIOUS VERTICAL
EUT : Camino EVT3 PHASE 2
Power : 120Vac/60Hz,MEI(Model: SCP0501000PU)#5
Model : Camino
Memo : PCS1900 Link Mode CH661;+Earphone
Memo : +Adapter
S/N : CD2GP4B6V897
Plane : E2
Group : D

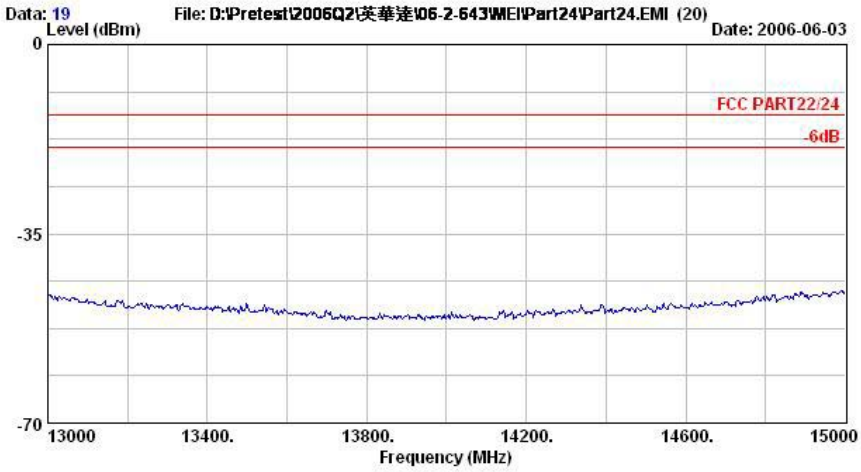

Site : 03CH06-HY
Condition : HF-SPURIOUS VERTICAL
EUT : Camino EVT3 PHASE 2
Power : 120Vac/60Hz,MEI(Model: SCP0501000PU)#5
Model : Camino
Memo : PCS1900 Link Mode CH661;+Earphone
Memo : +Adapter
S/N : CD2GP4B6V897
Plane : E2
Group : D

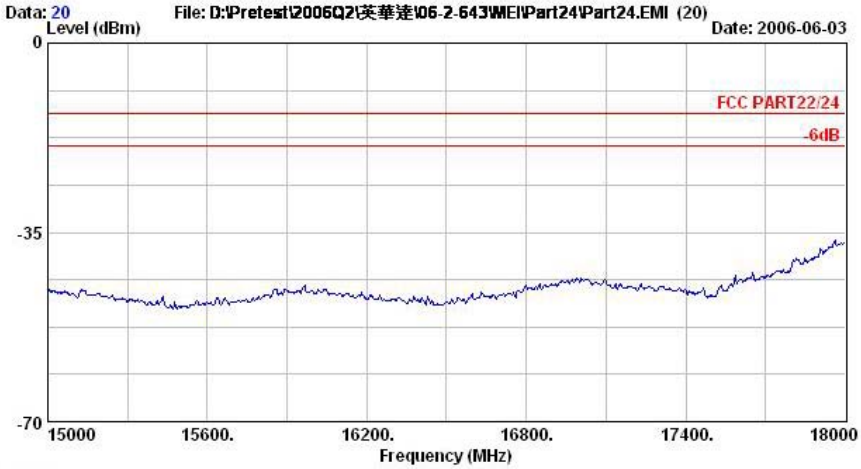

Site : 03CH06-HY
Condition : HF-SPURIOUS VERTICAL
EUT : Camino EVT3 PHASE 2
Power : 120Vac/60Hz,MEI(Model: SCP0501000PU)#5
Model : Camino
Memo : PCS1900 Link Mode CH661;+Earphone
Memo : +Adapter
S/N : CD2GP4B6V897
Plane : E2
Group : D

Remark: There is no more obvious emission except the listings above.

4.6.5.3 Mode 3
Horizontal Polarization

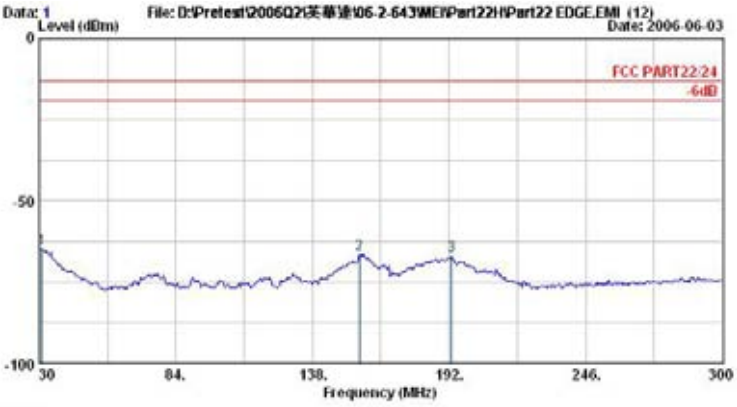

Site : 03CH06-HY
Condition : LF-SPURIOUS HORIZONTAL
EUT : Camino EVT3 PHASE 2
Power : 120Vac/60Hz,MEI(Model: SCP0501000PU)#5
Model : Camino
Memo : EDGE Link Mode CH189,+Earphone
Memo : +Adapter
S/N : CD2GP4B6V897
Plane : E2
Group : D

	Freq	Level	Over Limit	Limit Line	Read Level	Factor	Remark
	MHz	dBm	dB	dBm	dBm	dB	
1 @	31.08	-64.86	-51.86	-13.00	-64.61	-0.25	Peak
2 @	156.63	-66.69	-53.69	-13.00	-53.79	-12.90	Peak
3 @	193.08	-67.06	-54.06	-13.00	-53.74	-13.31	Peak

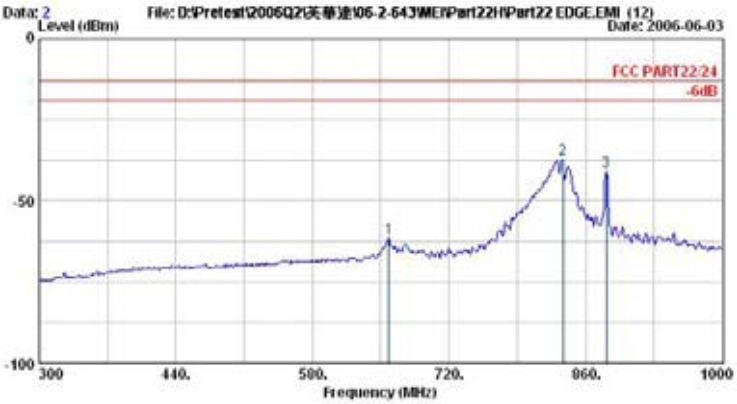

Site : 03CH06-HY
Condition : LF-SPURIOUS HORIZONTAL
EUT : Camino EVT3 PHASE 2
Power : 120Vac/60Hz,MEI(Model: SCP0501000PU)#5
Model : Camino
Memo : EDGE Link Mode CH189,+Earphone
Memo : +Adapter
S/N : CD2GP4B6V897
Plane : E2
Group : D

	Freq	Level	Over Limit	Limit Line	Read Level	Factor	Remark
	MHz	dBm	dB	dBm	dBm	dB	
1 @	658.40	-61.42	-48.42	-13.00	-58.28	-3.14	Peak
2 @	836.90	-37.10			-35.77	-1.33	Peak
3 @	881.00	-41.05			-40.14	-0.91	Peak

Remark:

1. #2: MS TCH Signal。
2. #3: BS TCH Signal。

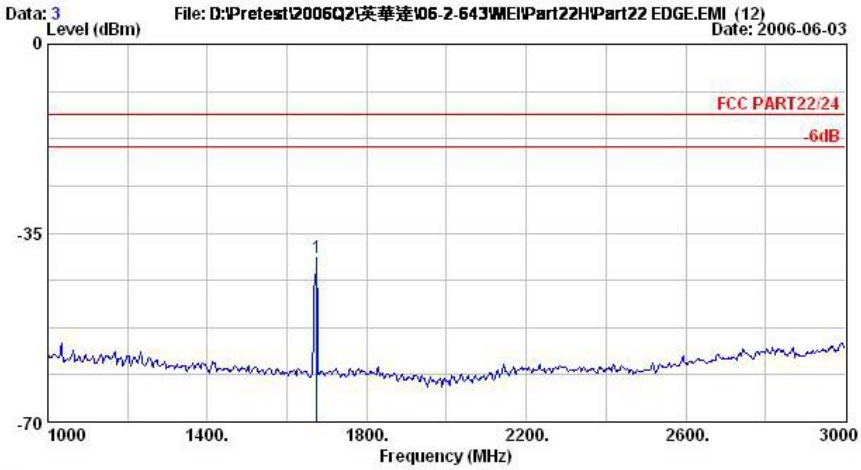

Site : 03CH06-HY
Condition : HF-SPURIOUS HORIZONTAL
EUT : Camino EVT3 PHASE 2
Power : 120Vac/60Hz,MEI(Model: SCP0501000PU)#5
Model : Camino
Memo : EDGE Link Mode CH189;+Earphone
Memo : +Adapter
S/N : CD2GP4B6V897
Plane : E2
Group : D

	Freq	Level	Over Limit	Limit Line	Read Level	Factor	Remark
	MHz	dBm	dB	dBm	dBm	dB	
1 @	1674.00	-39.61	-26.61	-13.00	-39.84	0.22	Peak

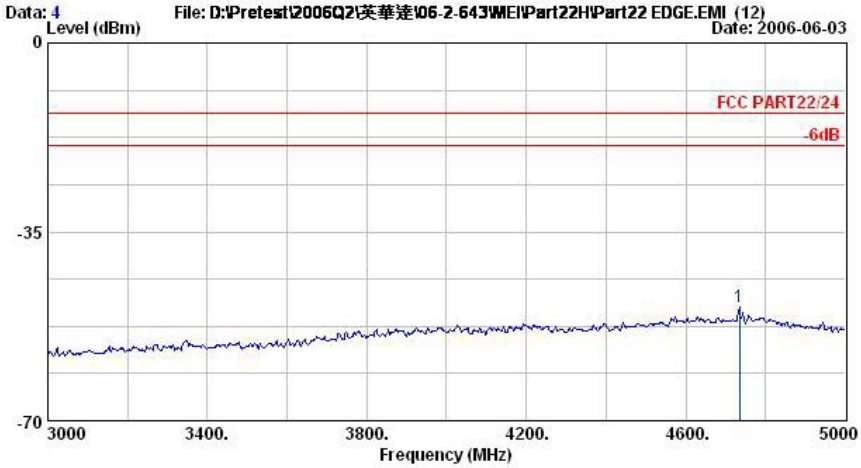

Site : 03CH06-HY
Condition : HF-SPURIOUS HORIZONTAL
EUT : Camino EVT3 PHASE 2
Power : 120Vac/60Hz,MEI(Model: SCP0501000PU)#5
Model : Camino
Memo : EDGE Link Mode CH189;+Earphone
Memo : +Adapter
S/N : CD2GP4B6V897
Plane : E2
Group : D

	Freq	Level	Over Limit	Limit Line	Read Level	Factor	Remark
	MHz	dBm	dB	dBm	dBm	dB	
1 @	4734.00	-49.04	-36.04	-13.00	-60.63	11.58	Peak

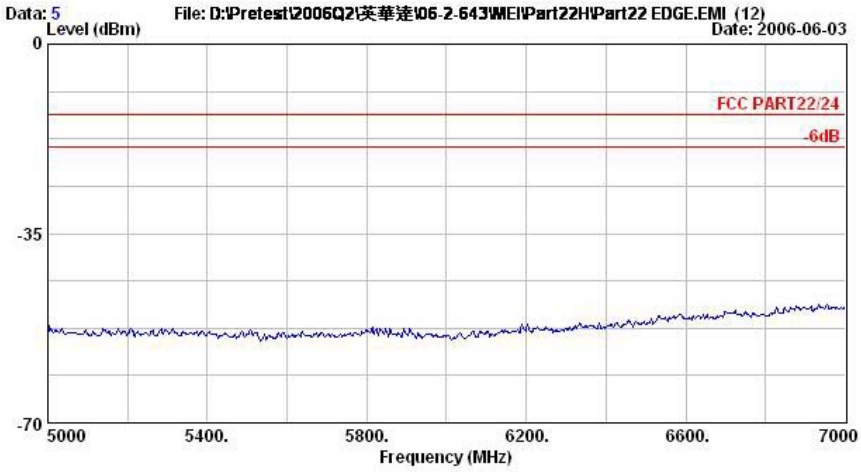

Site : 03CH06-HY
Condition : HF-SPURIOUS HORIZONTAL
EUT : Camino EVT3 PHASE 2
Power : 120Vac/60Hz,MEI(Model: SCP0501000PU)#5
Model : Camino
Memo : EDGE Link Mode CH189;+Earphone
Memo : +Adapter
S/N : CD2GP4B6V897
Plane : E2
Group : D

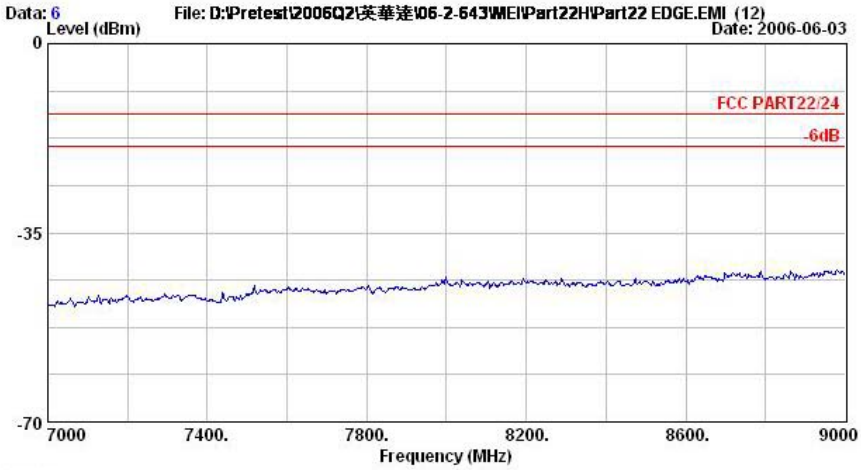

Site : 03CH06-HY
Condition : HF-SPURIOUS HORIZONTAL
EUT : Camino EVT3 PHASE 2
Power : 120Vac/60Hz,MEI(Model: SCP0501000PU)#5
Model : Camino
Memo : EDGE Link Mode CH189;+Earphone
Memo : +Adapter
S/N : CD2GP4B6V897
Plane : E2
Group : D

Vertical Polarization

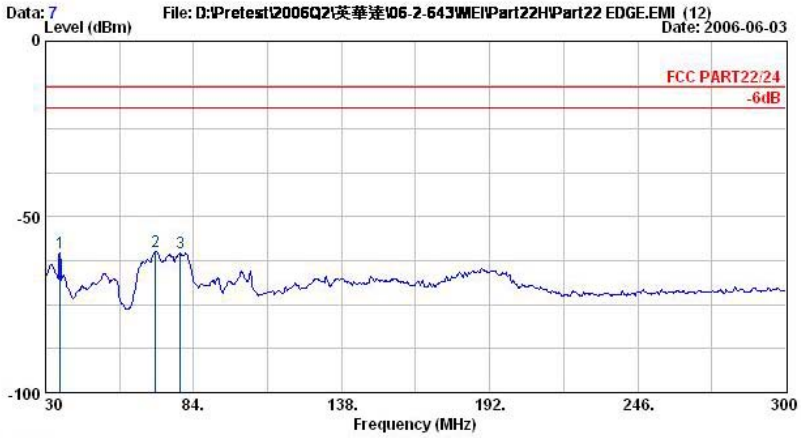

Site : 03CH06-HY
Condition : LF-SPURIOUS VERTICAL
EUT : Camino EVT3 PHASE 2
Power : 120Vac/60Hz,MEI(Model: SCP0501000PU)#5
Model : Camino
Memo : EDGE Link Mode CH189;+Earphone
Memo : +Adapter
S/N : CD2GP4B6V897
Plane : E2
Group : D

	Freq MHz	Level dBm	Over Limit dB	Limit Line dBm	Read Level dBm	Factor dB	Remark
1 @	35.40	-60.34	-47.34	-13.00	-49.63	-10.71	Peak
2 @	70.23	-59.76	-46.76	-13.00	-47.74	-12.02	Peak
3 @	79.14	-60.05	-47.05	-13.00	-49.43	-10.63	Peak

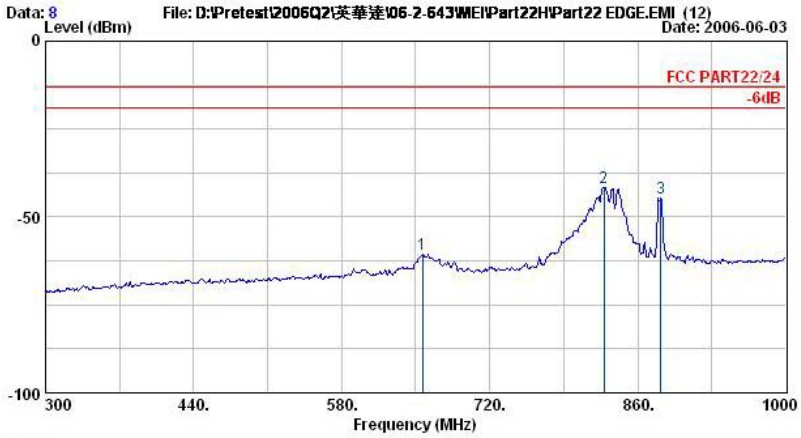

Site : 03CH06-HY
Condition : LF-SPURIOUS VERTICAL
EUT : Camino EVT3 PHASE 2
Power : 120Vac/60Hz,MEI(Model: SCP0501000PU)#5
Model : Camino
Memo : EDGE Link Mode CH189;+Earphone
Memo : +Adapter
S/N : CD2GP4B6V897
Plane : E2
Group : D

	Freq MHz	Level dBm	Over Limit dB	Limit Line dBm	Read Level dBm	Factor dB	Remark
1 @	656.30	-60.69	-47.69	-13.00	-59.60	-1.09	Peak
2 @	827.80	-41.48			-42.77	1.29	Peak
3 @	881.70	-44.60			-46.32	1.72	Peak

Remark:

1. #2: MS TCH Signal。
2. #3: BS TCH Signal。

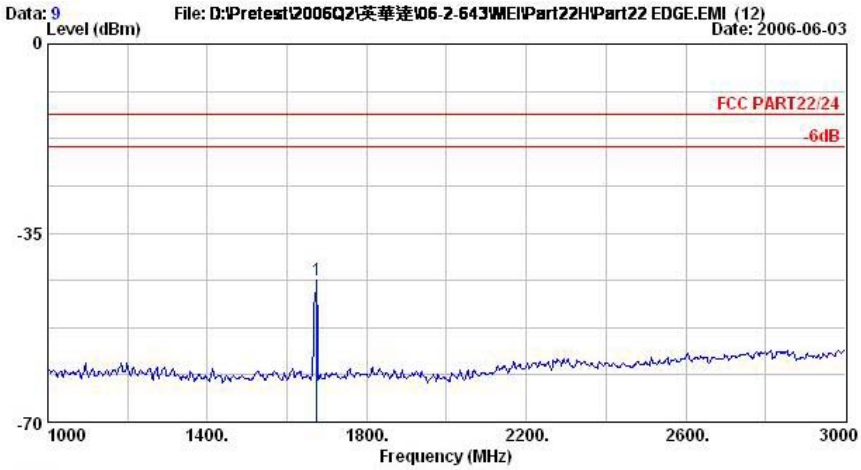

Site : 03CH06-HY
Condition : HF-SPURIOUS VERTICAL
EUT : Camino EVT3 PHASE 2
Power : 120Vac/60Hz,MEI(Model: SCP0501000PU)#5
Model : Camino
Memo : EDGE Link Mode CH189;+Earphone
Memo : +Adapter
S/N : CD2GP4B6V897
Plane : E2
Group : D

	Freq	Level	Over Limit	Limit Line	Read Level	Factor	Remark
	MHz	dBm	dB	dBm	dBm	dB	
1 @	1674.00	-43.59	-30.59	-13.00	-43.11	-0.48	Peak

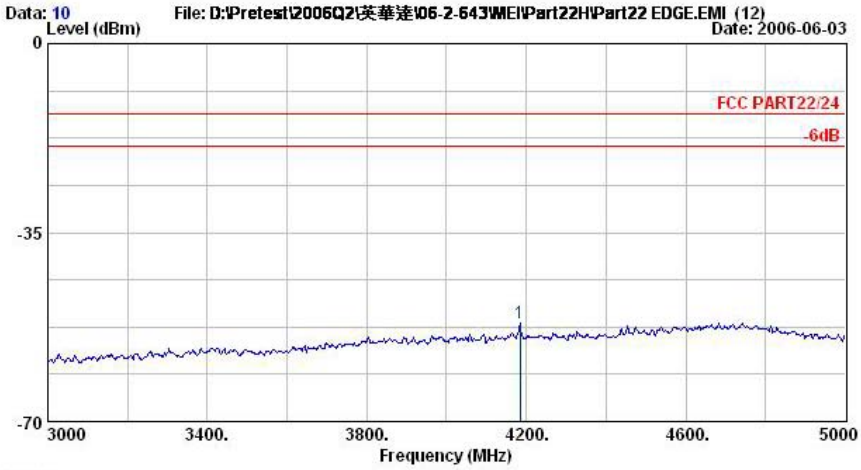

Site : 03CH06-HY
Condition : HF-SPURIOUS VERTICAL
EUT : Camino EVT3 PHASE 2
Power : 120Vac/60Hz,MEI(Model: SCP0501000PU)#5
Model : Camino
Memo : EDGE Link Mode CH189;+Earphone
Memo : +Adapter
S/N : CD2GP4B6V897
Plane : E2
Group : D

	Freq	Level	Over Limit	Limit Line	Read Level	Factor	Remark
	MHz	dBm	dB	dBm	dBm	dB	
1 @	4184.00	-51.91	-38.91	-13.00	-60.26	8.36	Peak

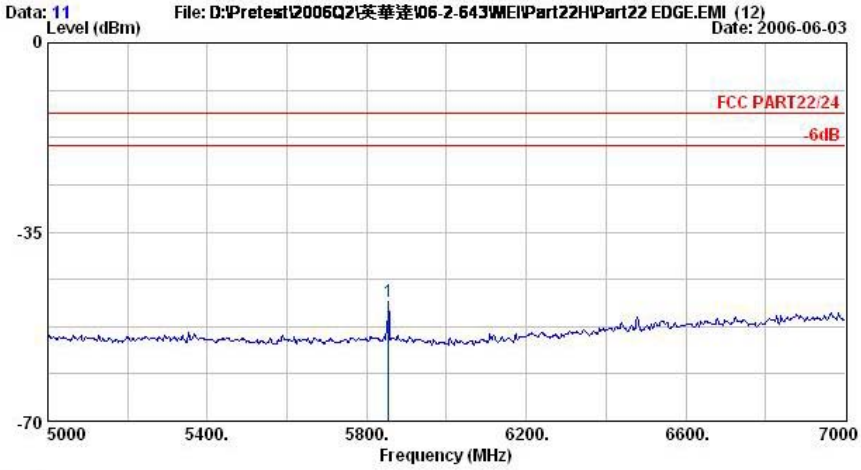

Site : 03CH06-HY
Condition : HF-SPURIOUS VERTICAL
EUT : Camino EVT3 PHASE 2
Power : 120Vac/60Hz,MEI(Model: SCP0501000PU)#5
Model : Camino
Memo : EDGE Link Mode CH189;+Earphone
Memo : +Adapter
S/N : CD2GP4B6V897
Plane : E2
Group : D

	Freq	Level	Over Limit	Limit Line	Read Level	Factor	Remark
	MHz	dBm	dB	dBm	dBm	dB	
1 @	5854.00	-47.76	-34.76	-13.00	-56.57	8.81	Peak

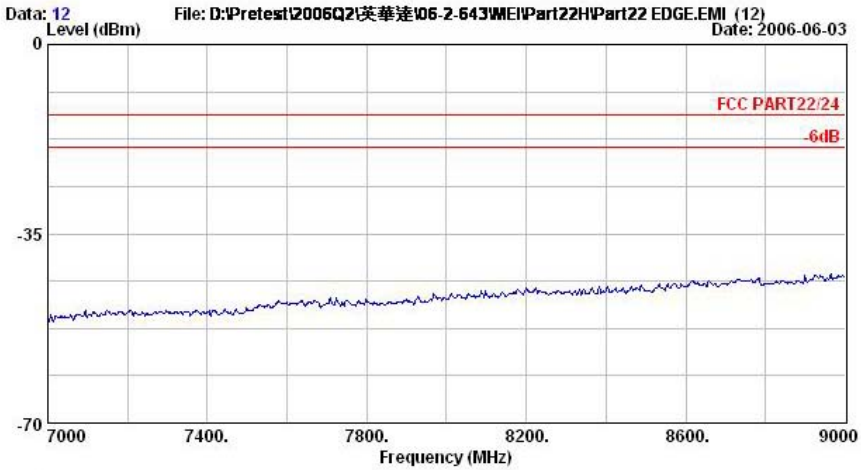

Site : 03CH06-HY
Condition : HF-SPURIOUS VERTICAL
EUT : Camino EVT3 PHASE 2
Power : 120Vac/60Hz,MEI(Model: SCP0501000PU)#5
Model : Camino
Memo : EDGE Link Mode CH189;+Earphone
Memo : +Adapter
S/N : CD2GP4B6V897
Plane : E2
Group : D

Remark：There is no more obvious emission except the listings above.

4.6.5.4 Mode 4
Horizontal Polarization

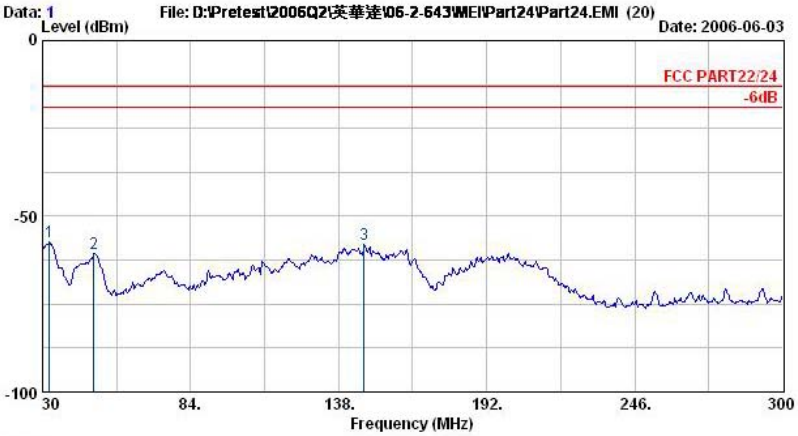

Site : 03CH06-HY
Condition : LF-SPURIOUS HORIZONTAL
EUT : Camino EVT3 PHASE 2
Power : 120Vac/60Hz,MEI(Model: SCP0501000PU)#5
Model : Camino
Memo : PCS1900 Link Mode CH661;+Earphone
Memo : +Adapter
S/N : CD2GP4B6V897
Plane : E2
Group : D

	Freq MHz	Level dBm	Over Limit dB	Limit Line dBm	Read Level dBm	Factor dB	Remark
1 @	32.43	-57.40	-44.40	-13.00	-55.94	-1.47	Peak
2	48.63	-60.60	-47.60	-13.00	-49.39	-11.21	Peak
3	147.18	-58.15	-45.15	-13.00	-45.36	-12.79	Peak

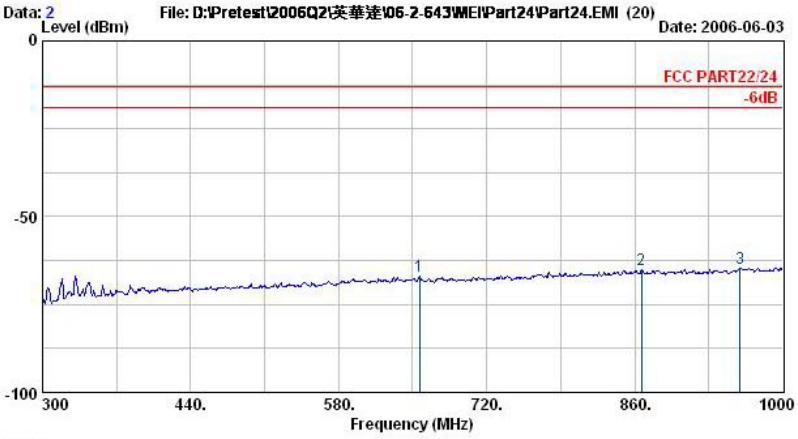

Site : 03CH06-HY
Condition : LF-SPURIOUS HORIZONTAL
EUT : Camino EVT3 PHASE 2
Power : 120Vac/60Hz,MEI(Model: SCP0501000PU)#5
Model : Camino
Memo : PCS1900 Link Mode CH661;+Earphone
Memo : +Adapter
S/N : CD2GP4B6V897
Plane : E2
Group : D

	Freq MHz	Level dBm	Over Limit dB	Limit Line dBm	Read Level dBm	Factor dB	Remark
1	656.30	-66.90	-53.90	-13.00	-63.73	-3.16	Peak
2	866.30	-64.91	-51.91	-13.00	-63.86	-1.05	Peak
3	959.40	-64.62	-51.62	-13.00	-64.47	-0.15	Peak

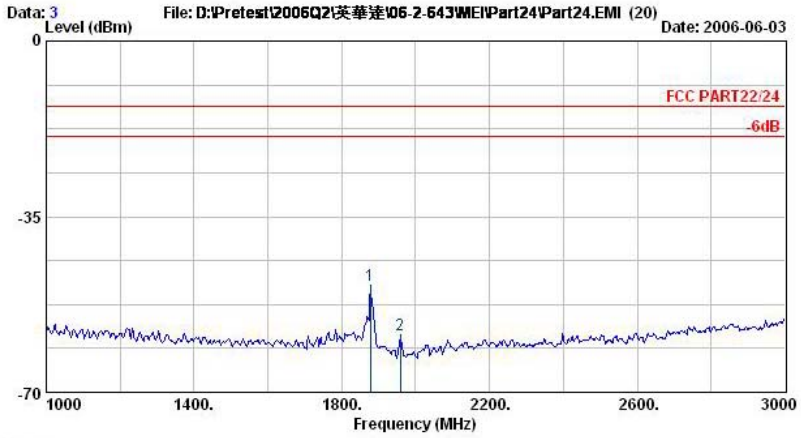

Site : 03CH06-HY
Condition : HF-SPURIOUS HORIZONTAL
EUT : Camino EVT3 PHASE 2
Power : 120Vac/60Hz,MEI(Model: SCP0501000PU)#5
Model : Camino
Memo : PCS1900 Link Mode CH661;+Earphone
Memo : +Adapter
S/N : CD2GP4B6V897
Plane : E2
Group : D

	Freq MHz	Level dBm	Over Limit dB	Limit Line dBm	Read Level dBm	Factor dB	Remark
1 @	1878.00	-48.56			-48.05	-0.51	Peak
2	1958.00	-58.56			-57.45	-1.11	Peak

Remark:

1. #1: MS TCH Signal。
2. #2: BS TCH Signal。

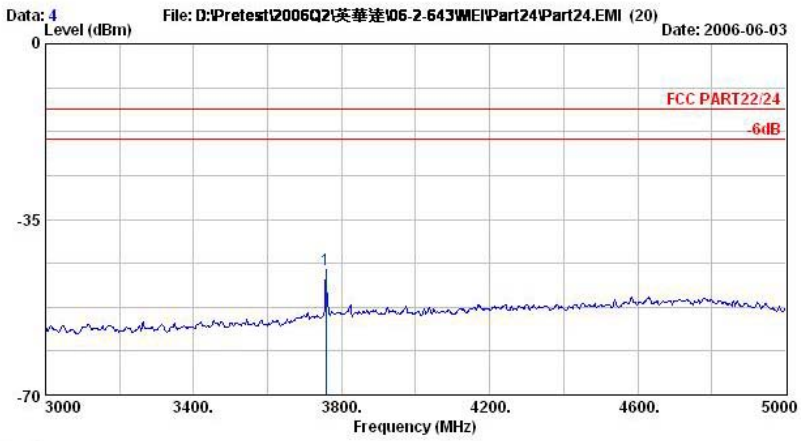

Site : 03CH06-HY
Condition : HF-SPURIOUS HORIZONTAL
EUT : Camino EVT3 PHASE 2
Power : 120Vac/60Hz,MEI(Model: SCP0501000PU)#5
Model : Camino
Memo : PCS1900 Link Mode CH661;+Earphone
Memo : +Adapter
S/N : CD2GP4B6V897
Plane : E2
Group : D

	Freq MHz	Level dBm	Over Limit dB	Limit Line dBm	Read Level dBm	Factor dB	Remark
1 @	3758.00	-45.03	-32.03	-13.00	-52.95	7.92	Peak

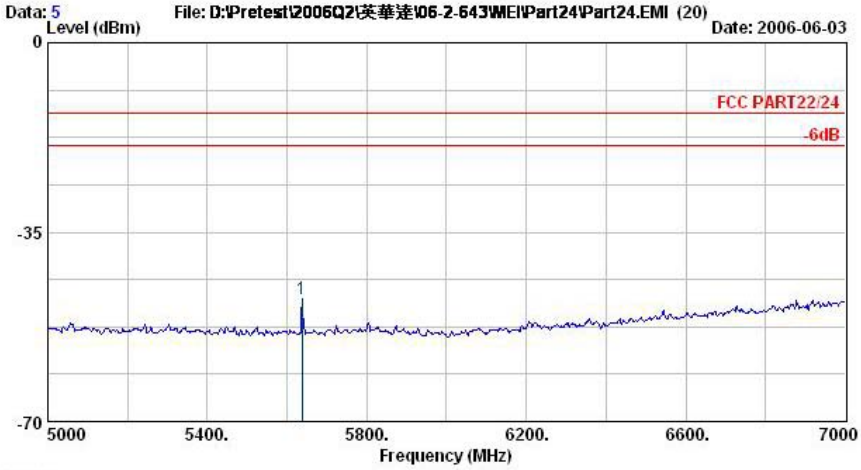

Site : 03CH06-HY
Condition : HF-SPURIOUS HORIZONTAL
EUT : Camino EVT3 PHASE 2
Power : 120Vac/60Hz,MEI(Model: SCP0501000PU)#5
Model : Camino
Memo : PCS1900 Link Mode CH661;+Earphone
Memo : +Adapter
S/N : CD2GP4B6V897
Plane : E2
Group : D

	Freq	Level	Over Limit	Limit Line	Read Level	Factor	Remark
	MHz	dBm	dB	dBm	dBm	dB	
1 @	5638.00	-47.47	-34.47	-13.00	-57.44	9.97	Peak

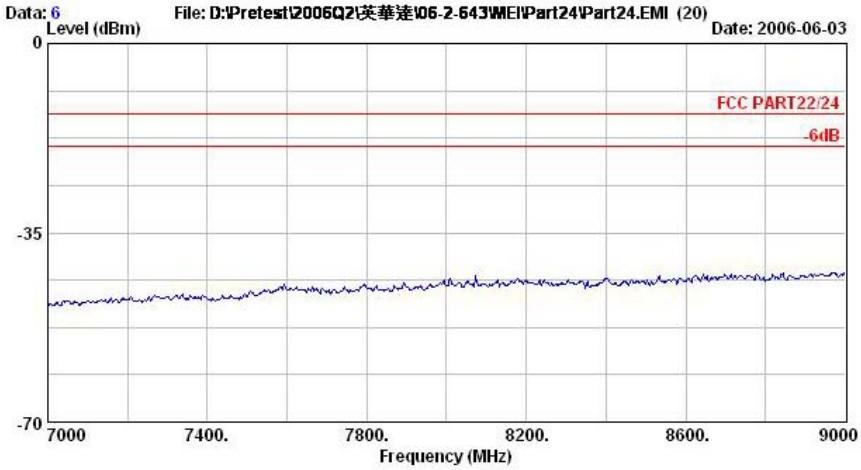

Site : 03CH06-HY
Condition : HF-SPURIOUS HORIZONTAL
EUT : Camino EVT3 PHASE 2
Power : 120Vac/60Hz,MEI(Model: SCP0501000PU)#5
Model : Camino
Memo : PCS1900 Link Mode CH661;+Earphone
Memo : +Adapter
S/N : CD2GP4B6V897
Plane : E2
Group : D

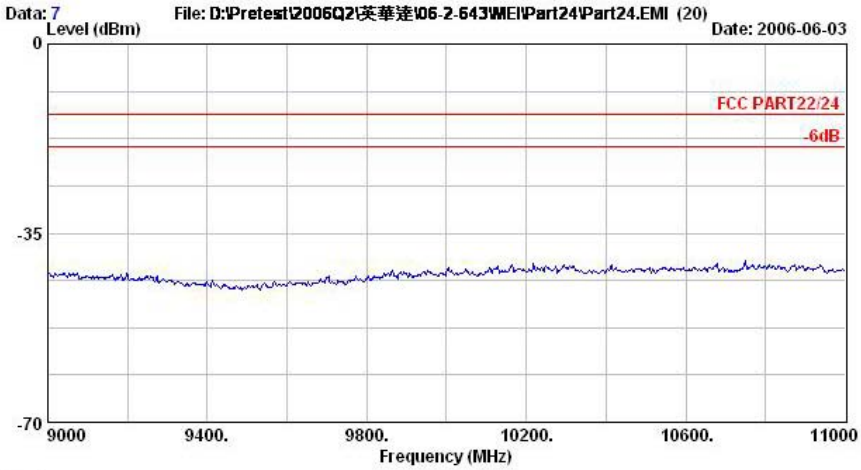

Site : 03CH06-HY
Condition : HF-SPURIOUS HORIZONTAL
EUT : Camino EVT3 PHASE 2
Power : 120Vac/60Hz,MEI(Model: SCP0501000PU)#5
Model : Camino
Memo : PCS1900 Link Mode CH661;+Earphone
Memo : +Adapter
S/N : CD2GP4B6V897
Plane : E2
Group : D

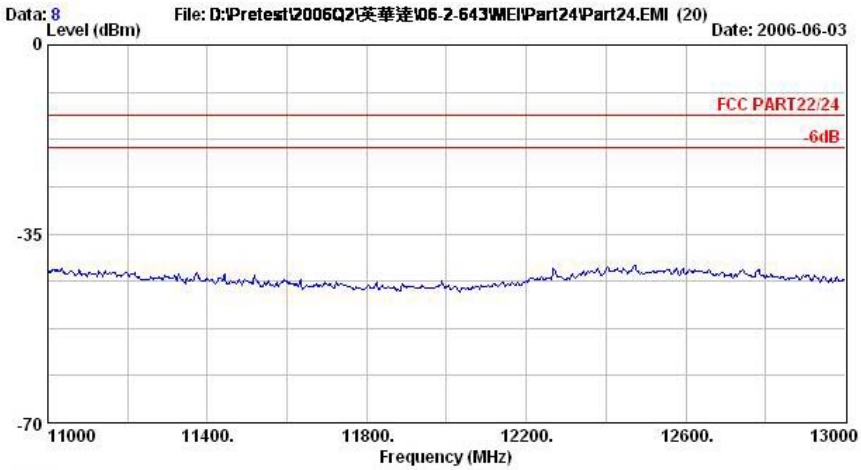

Site : 03CH06-HY
Condition : HF-SPURIOUS HORIZONTAL
EUT : Camino EVT3 PHASE 2
Power : 120Vac/60Hz,MEI(Model: SCP0501000PU)#5
Model : Camino
Memo : PCS1900 Link Mode CH661;+Earphone
Memo : +Adapter
S/N : CD2GP4B6V897
Plane : E2
Group : D