APPENDIX G - SAR TEST SETUP & DUT PHOTOGRAPHS

HEAD SAR TEST SETUP PHOTOGRAPHS

Left Head Section / Cheek-Touch Position





HEAD SAR TEST SETUP PHOTOGRAPHS

Left Head Section / Ear-Tilt Position (15°)



HEAD SAR TEST SETUP PHOTOGRAPHS

Right Head Section / Cheek-Touch Position

HEAD SAR TEST SETUP PHOTOGRAPHS

Right Head Section / Ear-Tilt Position (15 °)

HEAD SAR TEST SETUP PHOTOGRAPHS

Left Head Section / Cheek-Touch Position
with Aluminum Case Accessory (SKU#3202WW)

HEAD SAR TEST SETUP PHOTOGRAPHS

Left Head Section / Ear-Tilt Position (15°)
with Aluminum Case Accessory (SKU#3202WW)



HEAD SAR TEST SETUP PHOTOGRAPHS

Right Head Section / Cheek-Touch Position
with Aluminum Case Accessory (SKU#3202WW)



HEAD SAR TEST SETUP PHOTOGRAPHS

Right Head Section / Ear-Tilt Position (15 °)
with Aluminum Case Accessory (SKU#3202WW)



BODY-WORN SAR TEST SETUP PHOTOGRAPHS

DUT with Leather Side Case and Belt-Clip (SKU#3180WW), & Generic Ear-Microphone Accessories
(1.4 cm Leather Side Case / Belt-Clip Separation Distance from Front Keypad Side of DUT to Planar Phantom)





BODY-WORN SAR TEST SETUP PHOTOGRAPHS

DUT with Fitted Leather Pouch and Swivel Belt-Clip (SKU#3179WW), & Generic Ear-Microphone Accessories
(2.5 cm Leather Pouch & Belt-Clip Separation Distance from Back of DUT to Planar Phantom)







BODY-WORN SAR TEST SETUP PHOTOGRAPHS

DUT with Aluminum Case and Swivel Belt-Clip (SKU#3202WW), & Generic Ear-Microphone Accessories
(2.5 cm Aluminum Case & Belt-Clip Separation Distance from Back of DUT to Planar Phantom)





BODY-WORN SAR TEST SETUP PHOTOGRAPHS

DUT with 1.5 cm Air-Gap Spacing from Front Keypad Side of DUT to Planar Phantom









BODY-WORN SAR TEST SETUP PHOTOGRAPHS

DUT with 1.5 cm Air-Gap Spacing from Back Side of DUT to Planar Phantom







© 2004 Celltech Labs Inc.