4.4 PEAK POWER EXCURSION MEASUREMENT

4.4.1 LIMITS OF PEAK POWER EXCURSION MEASUREMENT

Frequency Band	Limit
5.15 – 5.25 GHz	13dB
5.25 – 5.35 GHz	13dB
5.725 – 5.825 GHz	13dB

4.4.2 TEST INSTRUMENTS

Description & Manufacturer	Model No.	Serial No.	Calibrated Until
R&S SPECTRUM ANALYZER	FSP40	100036	Nov. 23, 2005

NOTE:

1. The measurement uncertainty is less than +/- 2.6dB, which is calculated as per the NAMAS document NIS81.
2. The calibration interval of the above test instruments is 12 months and the calibrations are traceable to NML/ROC and NIST/USA.

4.4.3 TEST PROCEDURE

1. The transmitter output was connected to the spectrum analyzer.
2. Set the spectrum bandwidth span to view the entire spectrum.
3. Using peak detector and Max-hold function for Trace 1 (RB=1MHz, VB=3MHz) and 2 (RB=1MHz, VB=300KHz).
4. The largest difference between Trace 1 and Trace 2 in any 1MHz band on any frequency was recorded.

4.4.4 DEVIATION FROM TEST STANDARD

No deviation

4.4.5 TEST SETUP



4.4.6 EUT OPERATING CONDITIONS

The software provided by client to enable the EUT under transmission condition continuously at specific channel frequencies individually.

4.4.7 TEST RESULTS (Mode 1)

802.11a OFDM modulation

EUT	Bridging kit - 802.11a	**MODEL**	WL-464
MODULATION TYPE	BPSK	**TRANSFER RATE**	6Mbps
INPUT POWER (SYSTEM)	120Vac, 60 Hz	**ENVIRONMENTAL CONDITIONS**	24deg.C, 62%RH, 960hPa
TESTED BY	Rex Huang		

CHANNEL	CHANNEL FREQUENCY (MHz)	PEAK POWER EXCURSION (dB)	PEAK to AVERAGE EXCURSION LIMIT (dB)	PASS/FAIL
1	5180	7.88	13	PASS
4	5240	8.11	13	PASS
5	5260	7.19	13	PASS
8	5320	7.88	13	PASS

CH1

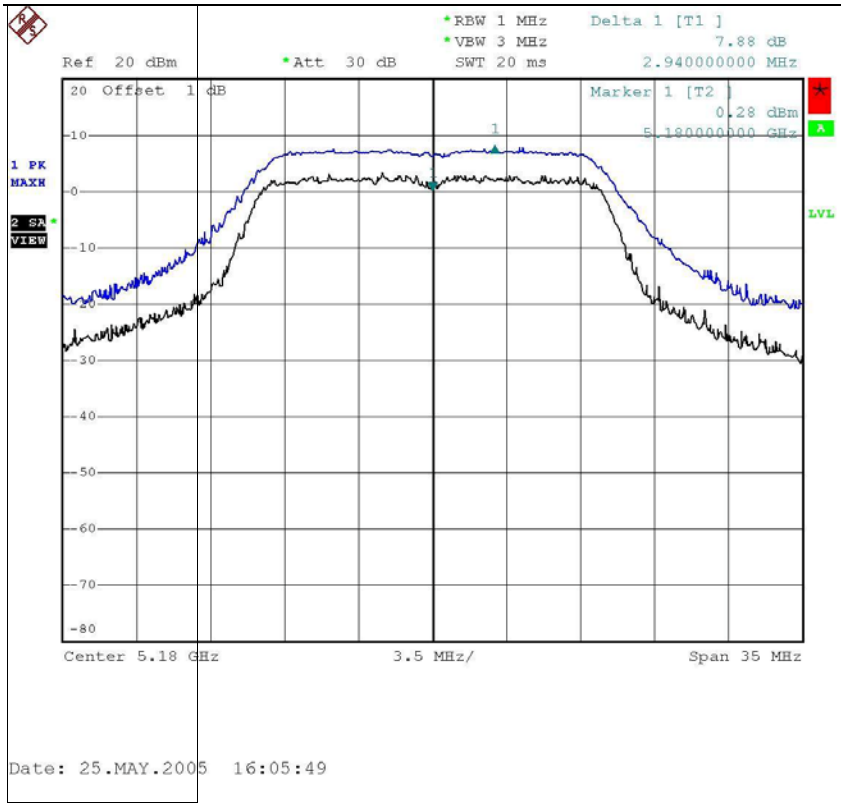

CH4

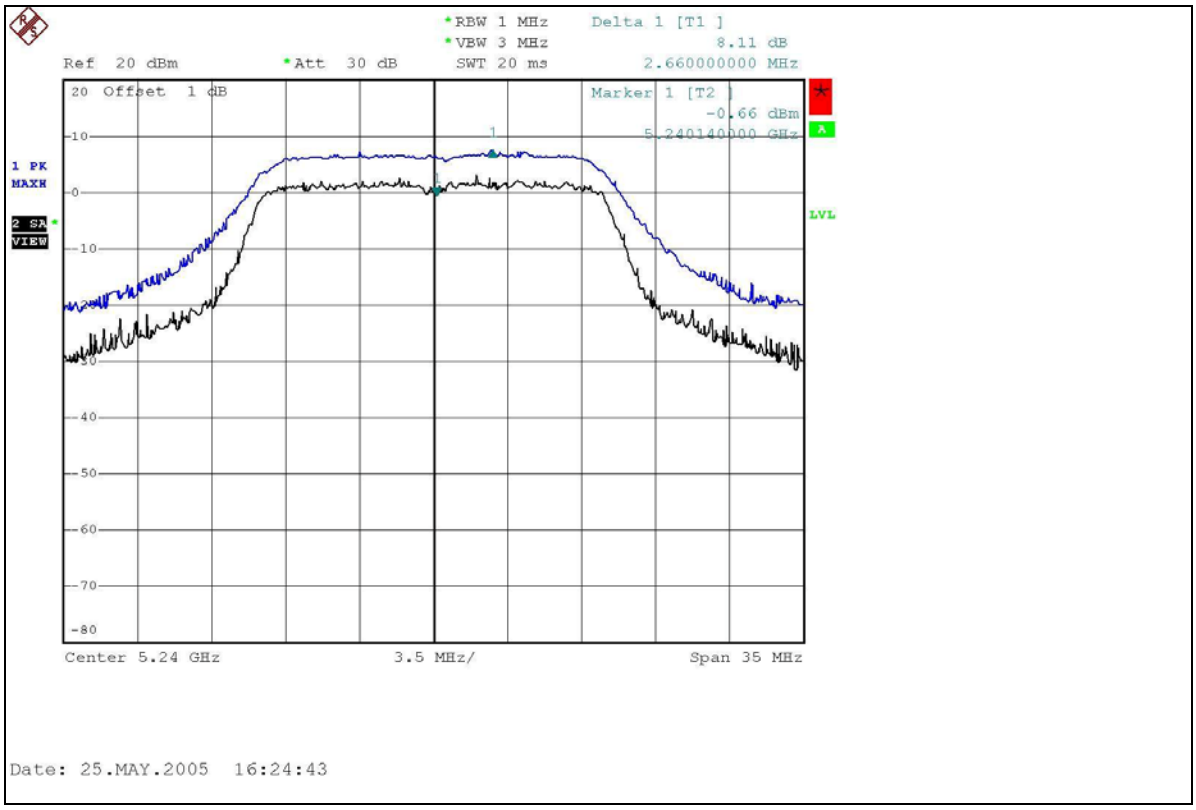
*RBW 1 MHz
*VBW 3 MHz
SWT 20 ms
Delta 1 [T1]
8.11 dB
2.660000000 MHz
Ref 20 dBm
*Att 30 dB
20 Offset 1 dB
Marker 1 [T2]
-0.66 dBm
5.240140000 GHz
1 PK
MAXH
2 SA
VIEW
LVL
Center 5.24 GHz
3.5 MHz/
Span 35 MHz
Date: 25.MAY.2005 16:24:43

CH5

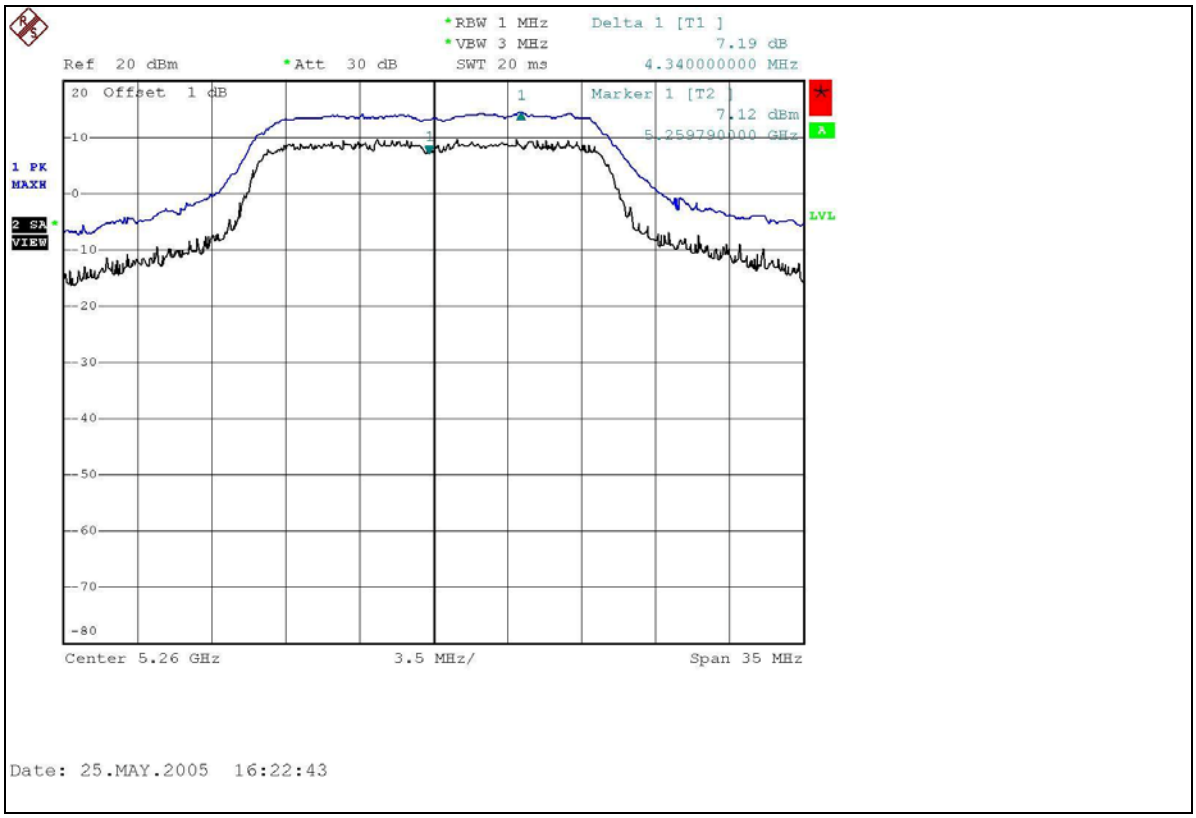
*RBW 1 MHz
*VBW 3 MHz
SWT 20 ms
Delta 1 [T1]
7.19 dB
4.340000000 MHz
Ref 20 dBm
*Att 30 dB
20 Offset 1 dB
Marker 1 [T2]
7.12 dB
5.259790000 GHz
1 PK
MAXH
2 SA
VIEW
LVL
Center 5.26 GHz
3.5 MHz/
Span 35 MHz
Date: 25.MAY.2005 16:22:43

CH8

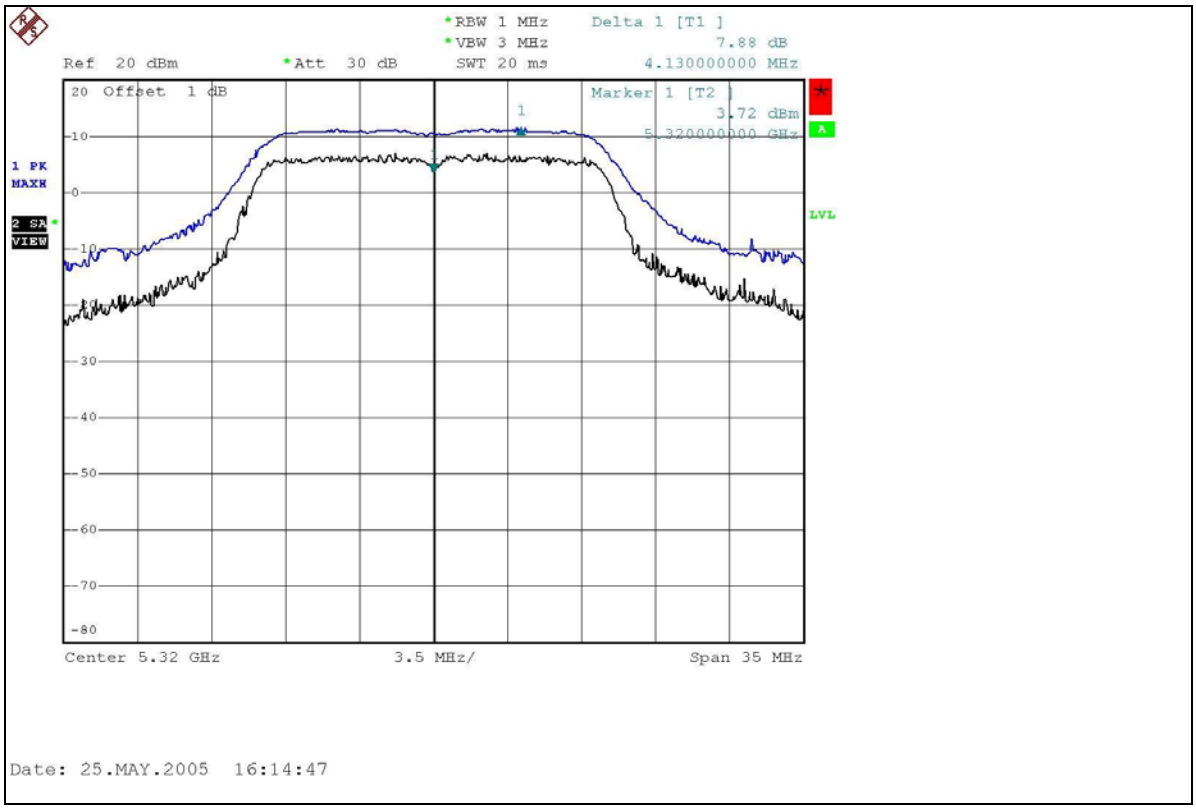
*RBW 1 MHz
*VBW 3 MHz
SWT 20 ms
Delta 1 [T1]
7.88 dB
4.130000000 MHz
Ref 20 dBm
*Att 30 dB
20 Offset 1 dB
Marker 1 [T2]
3.72 dBm
5.320000000 GHz
1 PK
MAXH
2 SA
VIEW
LVL
Center 5.32 GHz
3.5 MHz/
Span 35 MHz
Date: 25.MAY.2005 16:14:47

802.11a Turbo OFDM modulation

EUT	Bridging kit - 802.11a	**MODEL**	WL-464
MODULATION TYPE	BPSK	**TRANSFER RATE**	12Mbps
INPUT POWER (SYSTEM)	120Vac, 60 Hz	**ENVIRONMENTAL CONDITIONS**	24deg.C, 62%RH, 960hPa
TESTED BY	Rex Huang		

CHANNEL	CHANNEL FREQUENCY (MHz)	PEAK POWER EXCURSION (dB)	PEAK to AVERAGE EXCURSION LIMIT (dB)	PASS/FAIL
1	5210	8.29	13	PASS
2	5250	8.90	13	PASS
3	5290	8.81	13	PASS

CH1

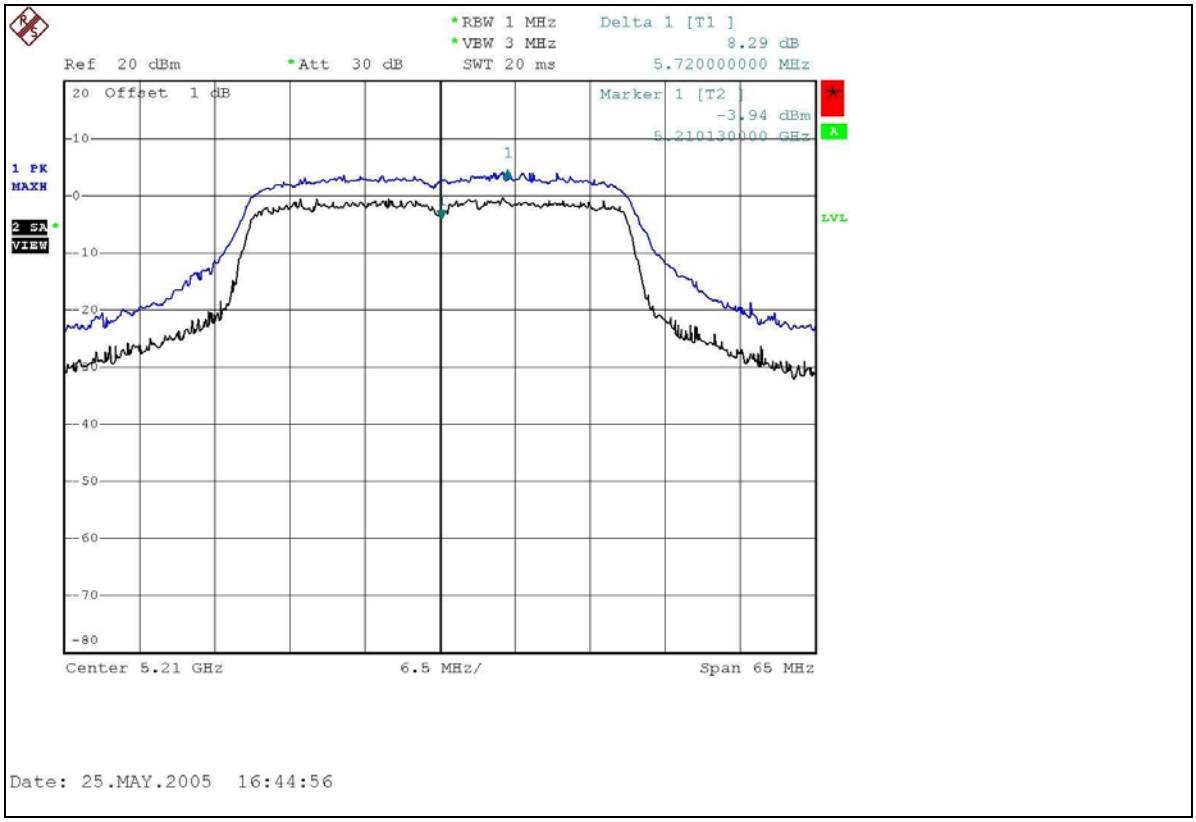

CH2

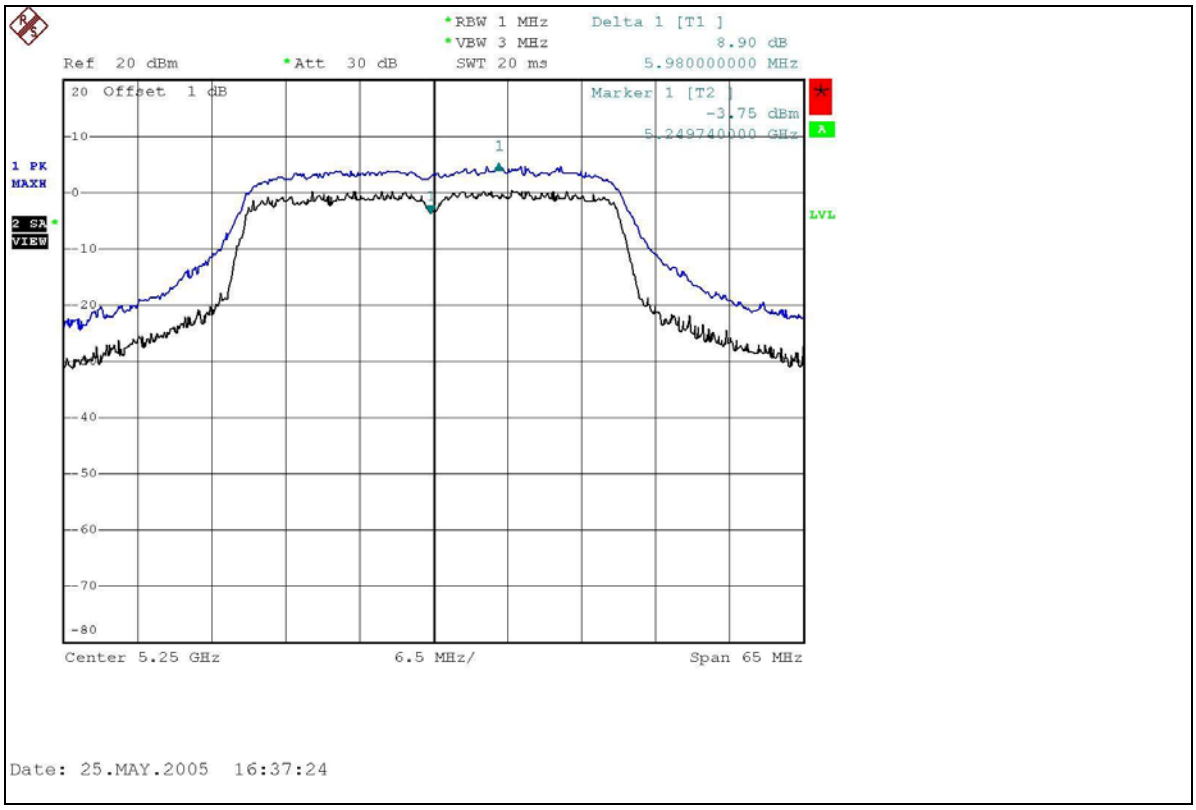
RBW 1 MHz
VBW 3 MHz
SWT 20 ms
Delta 1 [T1]
8.90 dB
5.980000000 MHz
Ref 20 dBm
Att 30 dB
20 Offset 1 dB
Marker 1 [T2]
-3.75 dBm
5.249740000 GHz
1 PK MAXH
2 SA VIEW
LVL
Center 5.25 GHz
6.5 MHz/
Span 65 MHz
Date: 25.MAY.2005 16:37:24

CH3

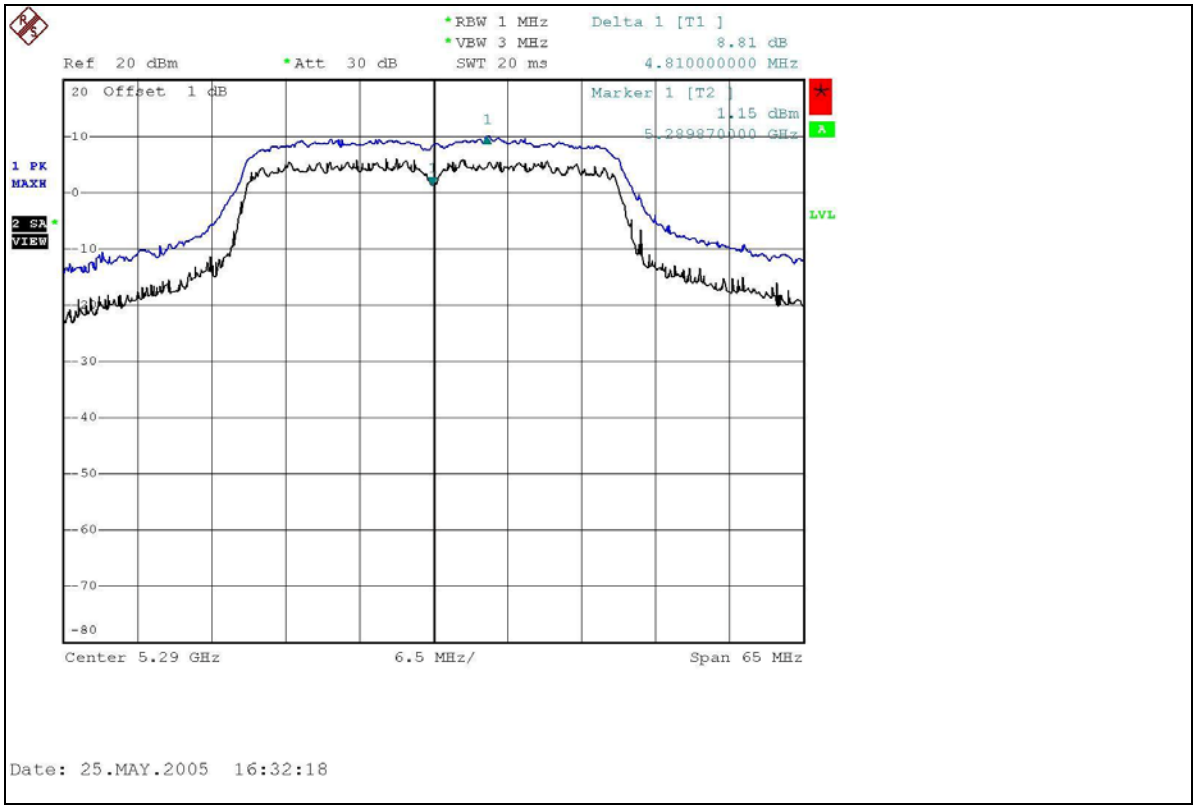
RBW 1 MHz
VBW 3 MHz
SWT 20 ms
Delta 1 [T1]
8.81 dB
4.810000000 MHz
Ref 20 dBm
Att 30 dB
20 Offset 1 dB
Marker 1 [T2]
1.15 dBm
5.289870000 GHz
1 PK MAXH
2 SA VIEW
LVL
Center 5.29 GHz
6.5 MHz/
Span 65 MHz
Date: 25.MAY.2005 16:32:18

4.4.8 TEST RESULTS (Mode 2)

802.11a OFDM modulation

EUT	Bridging kit - 802.11a	**MODEL**	WL-464
MODULATION TYPE	BPSK	**TRANSFER RATE**	6Mbps
INPUT POWER (SYSTEM)	120Vac, 60 Hz	**ENVIRONMENTAL CONDITIONS**	24deg.C, 62%RH, 960hPa
TESTED BY	Rex Huang		

CHANNEL	CHANNEL FREQUENCY (MHz)	PEAK POWER EXCURSION (dB)	PEAK to AVERAGE EXCURSION LIMIT (dB)	PASS/FAIL
1	5180	7.36	13	PASS
4	5240	7.83	13	PASS
5	5260	7.27	13	PASS
8	5320	7.27	13	PASS

CH1

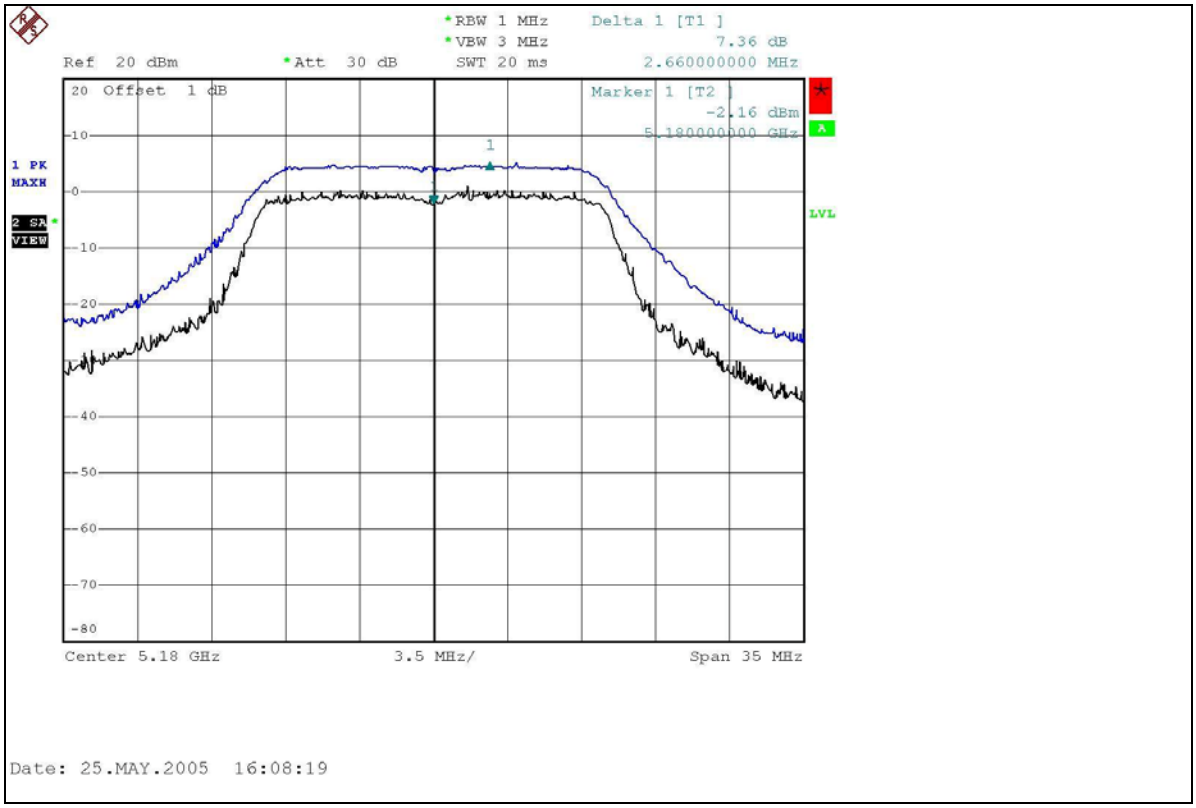

CH4

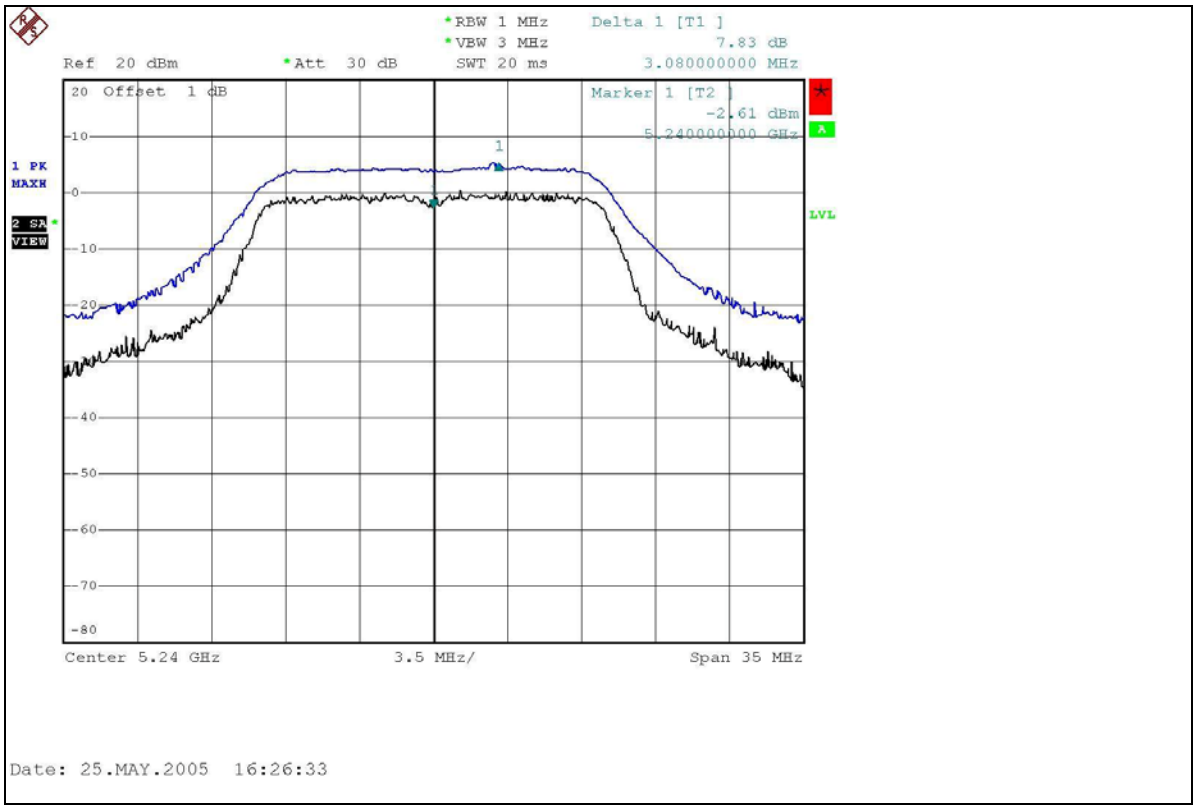
*RBW 1 MHz
*VBW 3 MHz
SWT 20 ms
Delta 1 [T1]
7.83 dB
3.080000000 MHz
Ref 20 dBm
*Att 30 dB
20 Offset 1 dB
Marker 1 [T2]
-2.61 dBm
5.240000000 GHz
1 PK
MAXH
2 SA
VIEW
LVL
Center 5.24 GHz
3.5 MHz/
Span 35 MHz
Date: 25.MAY.2005 16:26:33

CH5

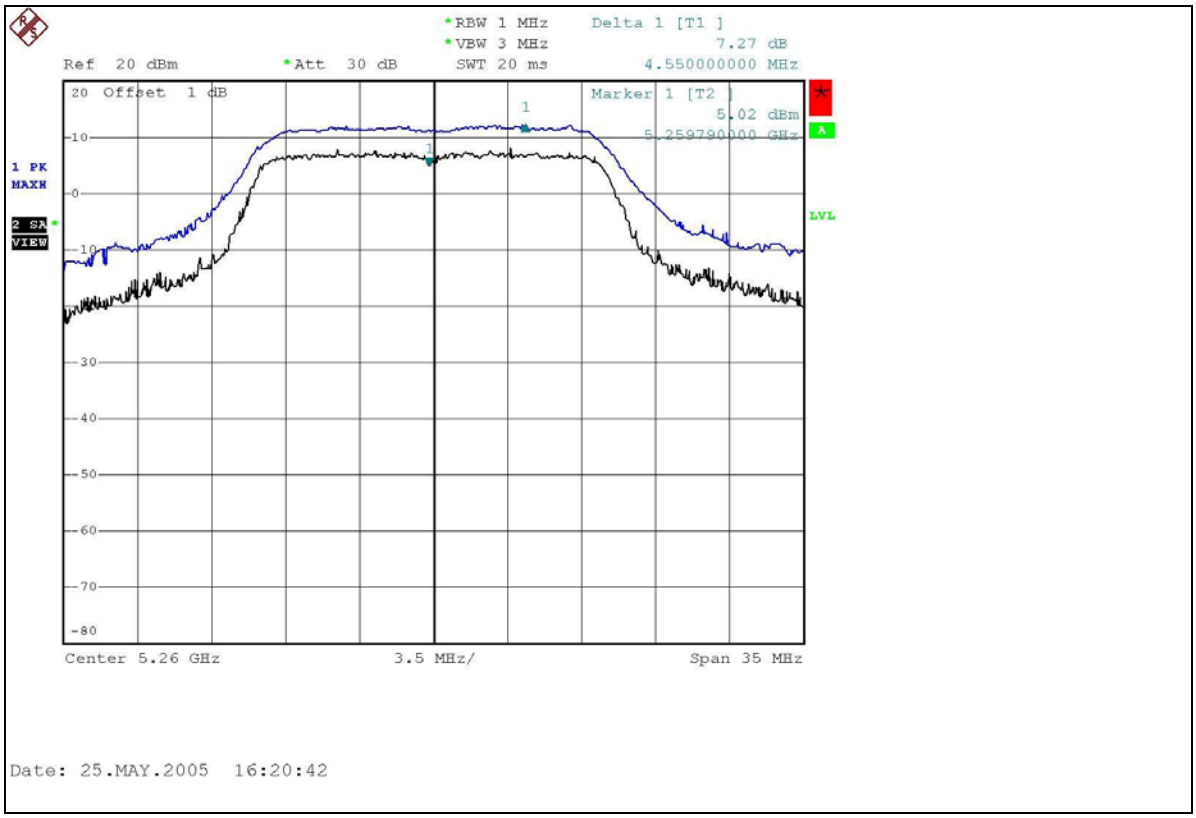
*RBW 1 MHz
*VBW 3 MHz
SWT 20 ms
Delta 1 [T1]
7.27 dB
4.550000000 MHz
Ref 20 dBm
*Att 30 dB
20 Offset 1 dB
Marker 1 [T2]
5.02 dBm
5.259790000 GHz
1 PK
MAXH
2 SA
VIEW
LVL
Center 5.26 GHz
3.5 MHz/
Span 35 MHz
Date: 25.MAY.2005 16:20:42

CH8

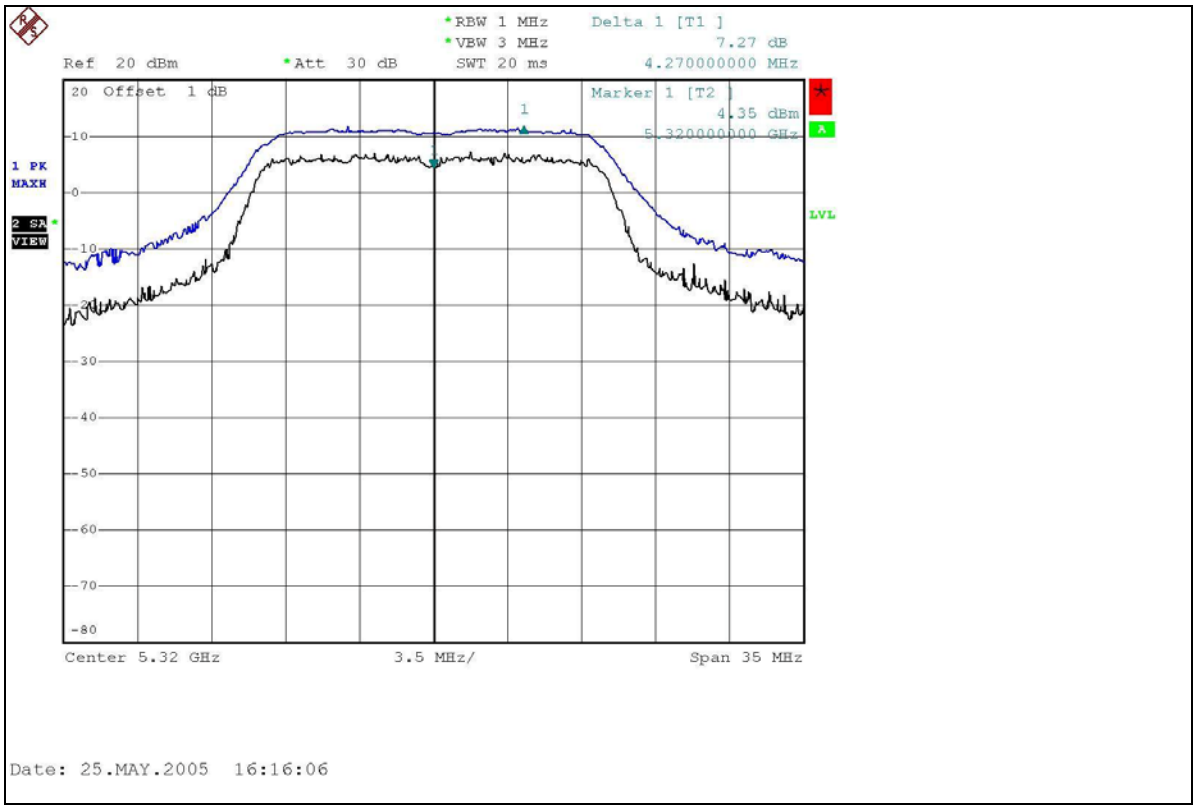
RBW 1 MHz
VBW 3 MHz
SWT 20 ms
Delta 1 [T1]
7.27 dB
4.270000000 MHz
Ref 20 dBm
Att 30 dB
20 Offset 1 dB
Marker 1 [T2]
4.35 dBm
5.320000000 GHz
1 PK
MAXH
2 SA
VIEW
LVL
Center 5.32 GHz
3.5 MHz/
Span 35 MHz
Date: 25.MAY.2005 16:16:06

802.11a Turbo OFDM modulation

EUT	Bridging kit - 802.11a	**MODEL**	WL-464
MODULATION TYPE	BPSK	**TRANSFER RATE**	12Mbps
INPUT POWER (SYSTEM)	120Vac, 60 Hz	**ENVIRONMENTAL CONDITIONS**	24deg.C, 62%RH, 960hPa
TESTED BY	Rex Huang		

CHANNEL	CHANNEL FREQUENCY (MHz)	PEAK POWER EXCURSION (dB)	PEAK to AVERAGE EXCURSION LIMIT (dB)	PASS/FAIL
1	5210	9.34	13	PASS
2	5250	9.93	13	PASS
3	5290	8.40	13	PASS

CH1

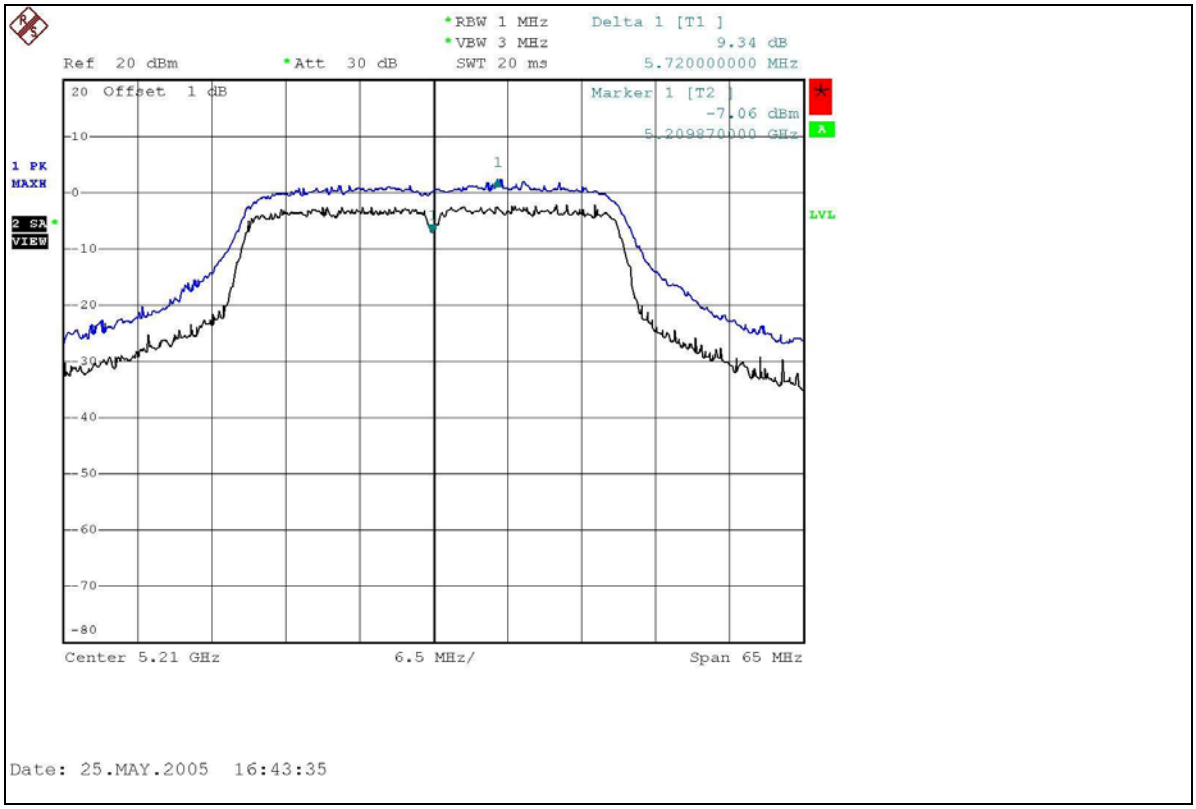

CH2

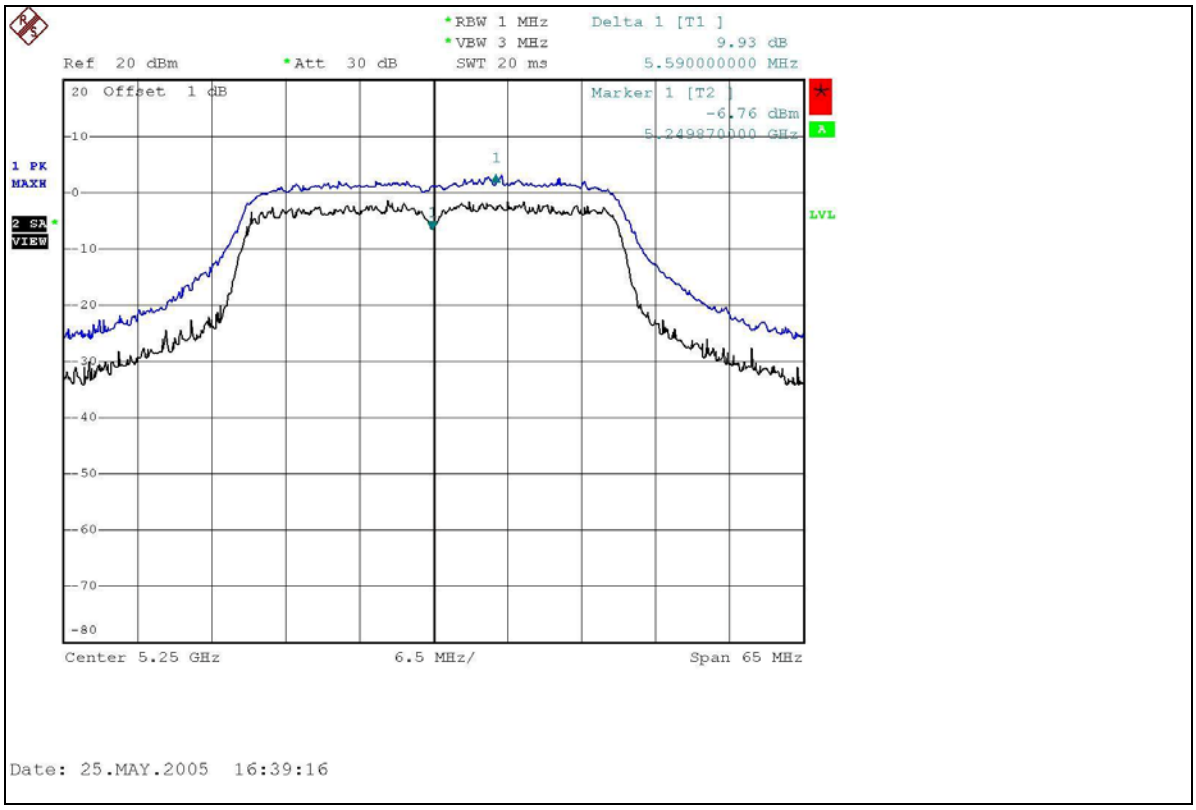
RBW 1 MHz
VBW 3 MHz
SWT 20 ms
Delta 1 [T1]
9.93 dB
5.590000000 MHz
Ref 20 dBm
Att 30 dB
20 Offset 1 dB
Marker 1 [T2]
-6.76 dBm
5.249270000 GHz
1 PK MAXH
2 SA VIEW
LVL
Center 5.25 GHz
6.5 MHz/
Span 65 MHz
Date: 25.MAY.2005 16:39:16

CH3

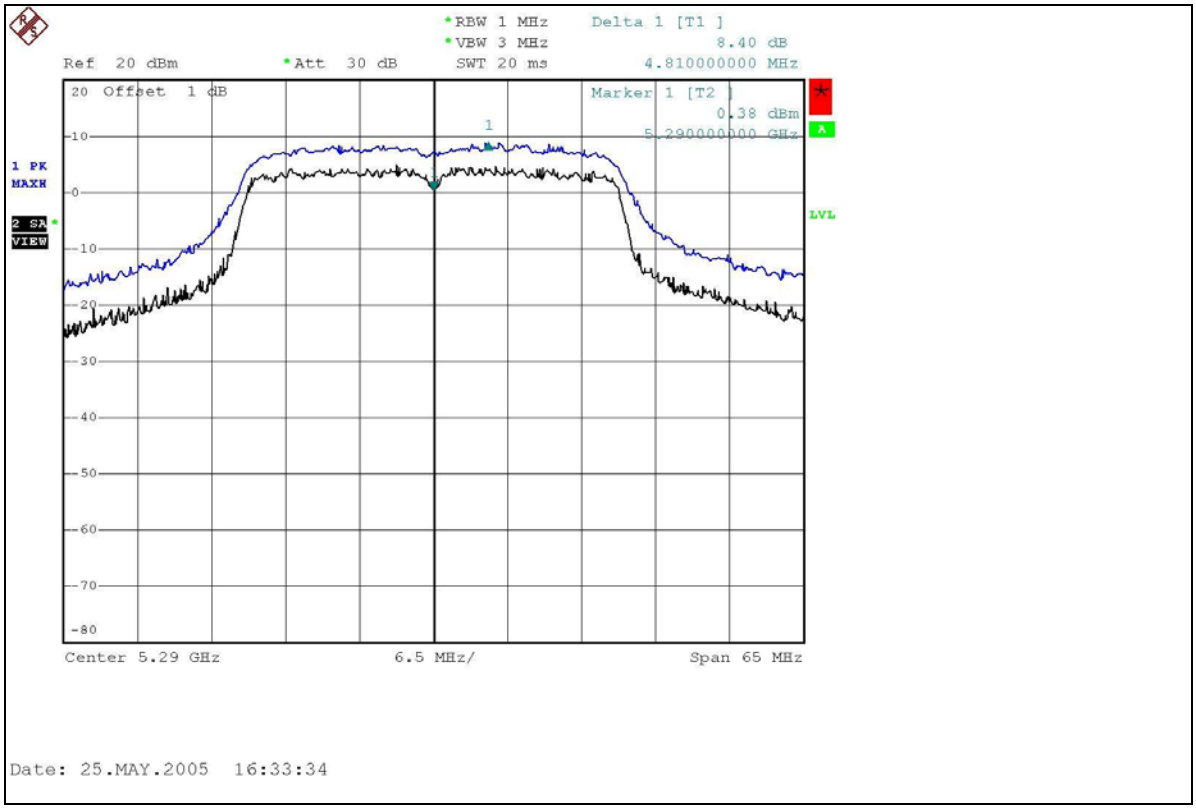
RBW 1 MHz
VBW 3 MHz
SWT 20 ms
Delta 1 [T1]
8.40 dB
4.810000000 MHz
Ref 20 dBm
Att 30 dB
20 Offset 1 dB
Marker 1 [T2]
0.38 dBm
5.290000000 GHz
1 PK MAXH
2 SA VIEW
LVL
Center 5.29 GHz
6.5 MHz/
Span 65 MHz
Date: 25.MAY.2005 16:33:34