LTE Band 66 part:

LTE Band 66: 99% Occupy bandwidth
BW: 1.4MHz

16QAM

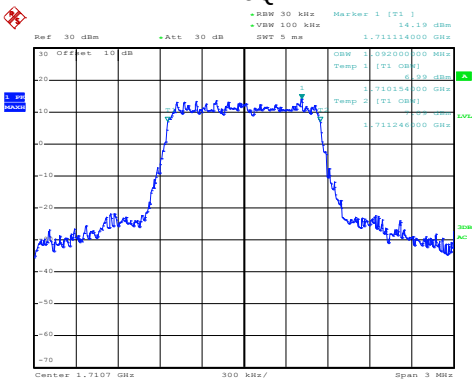

Date: 9.APR.2020 11:41:03

QPSK

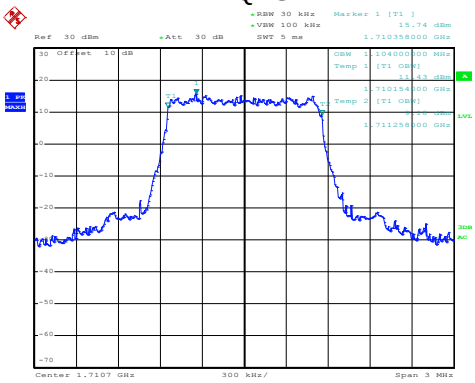

Date: 9.APR.2020 11:40:59

Lowest channel

16QAM

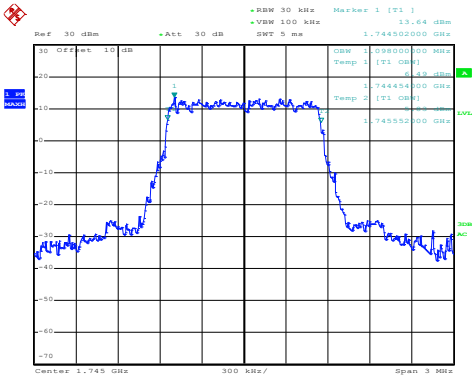

Date: 9.APR.2020 11:41:49

QPSK

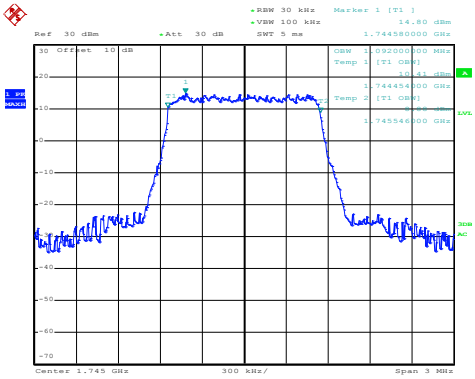

Date: 9.APR.2020 11:41:44

Middle channel

16QAM

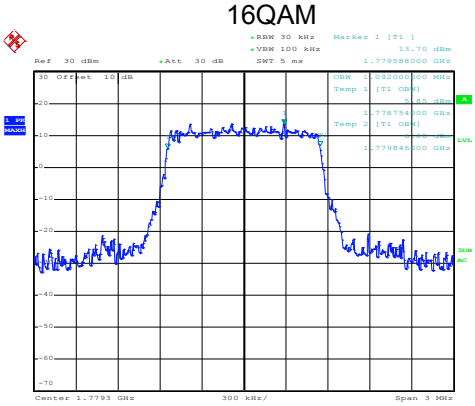

Date: 9.APR.2020 11:42:14

QPSK

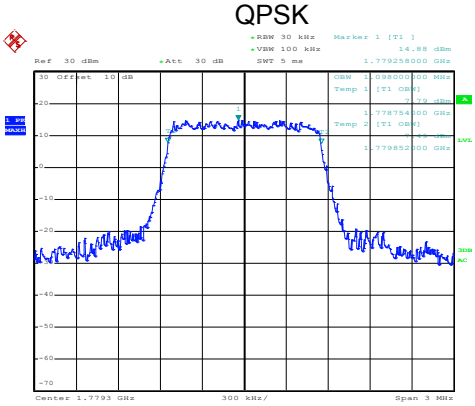

Date: 9.APR.2020 11:42:36

Highest channel

LTE Band 66: 99% Occupy bandwidth
BW: 3MHz

16QAM

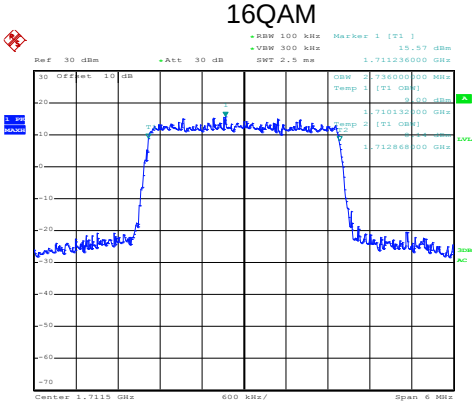

Date: 9.APR.2020 11:38:57

QPSK

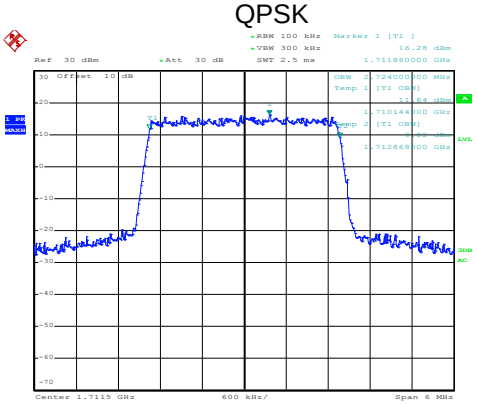

Date: 9.APR.2020 11:38:53

Lowest channel

16QAM

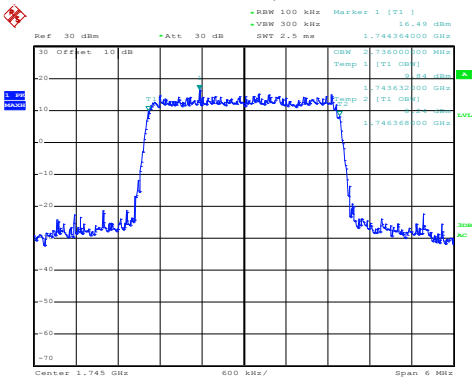

Date: 9.APR.2020 11:39:18

QPSK

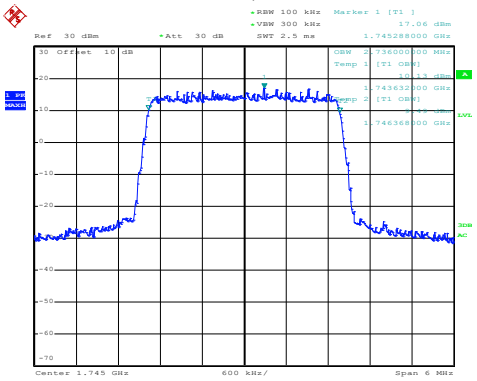

Date: 9.APR.2020 11:39:13

Middle channel

16QAM

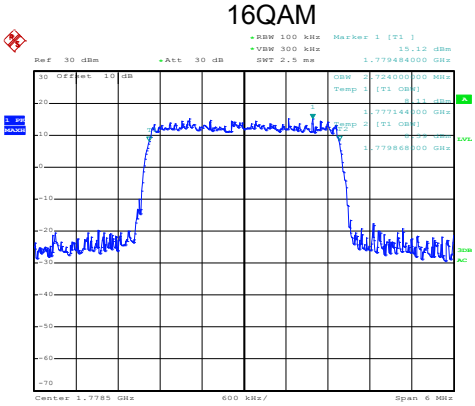

Date: 9.APR.2020 11:40:13

QPSK

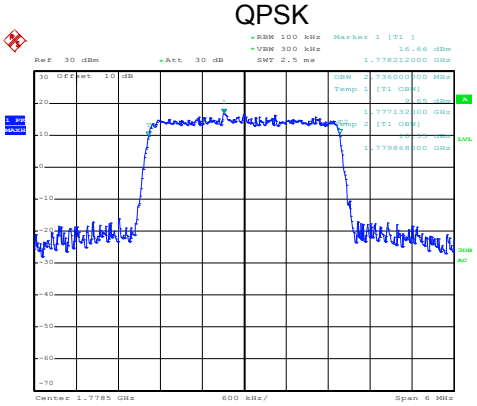

Date: 9.APR.2020 11:40:08

Highest channel

LTE Band 66: 99% Occupy bandwidth
BW: 5MHz

16QAM

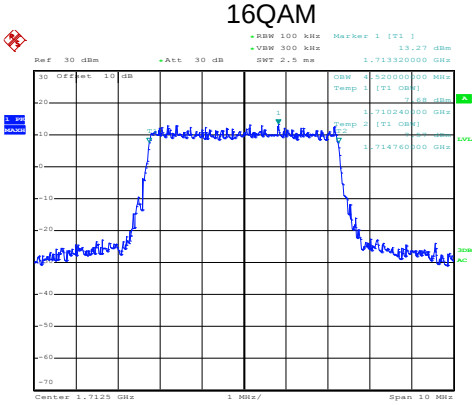

Date: 9.APR.2020 11:36:33

QPSK

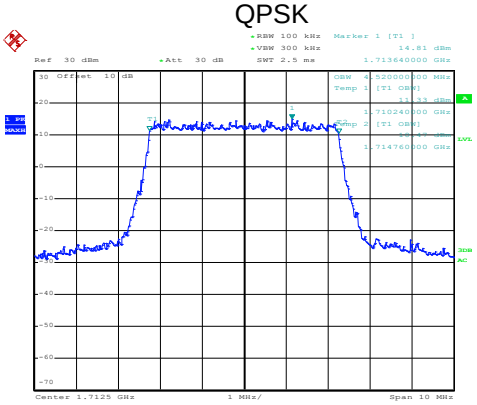

Date: 9.APR.2020 11:36:28

Lowest channel

16QAM

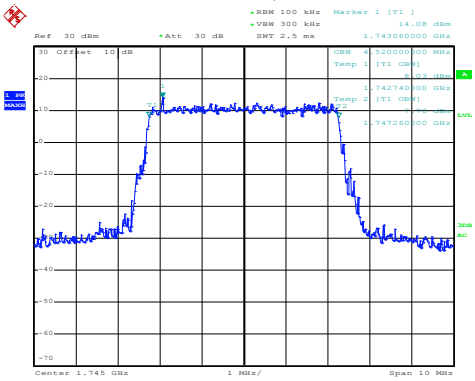

Date: 9.APR.2020 11:37:25

QPSK

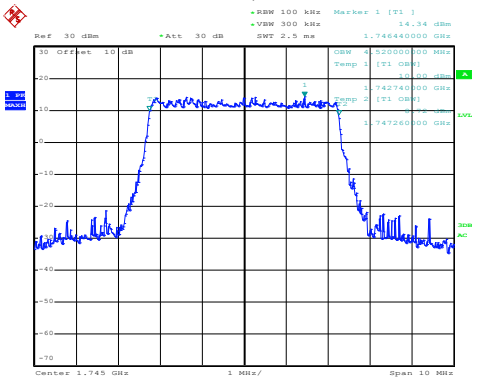

Date: 9.APR.2020 11:37:20

Middle channel

16QAM

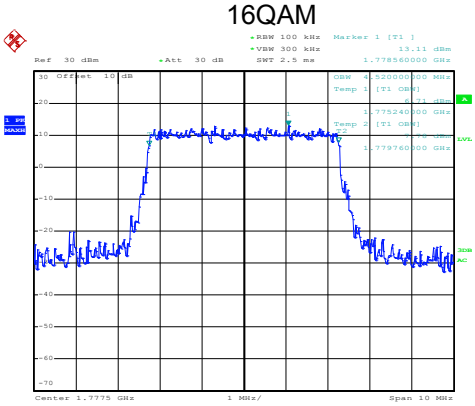

Date: 9.APR.2020 11:37:48

QPSK

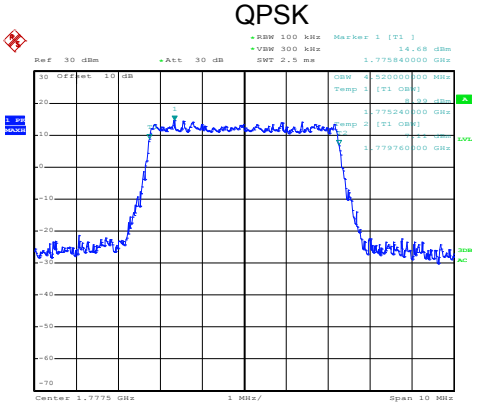

Date: 9.APR.2020 11:37:44

Highest channel

LTE Band 66: 99% Occupy bandwidth
BW: 10MHz

16QAM

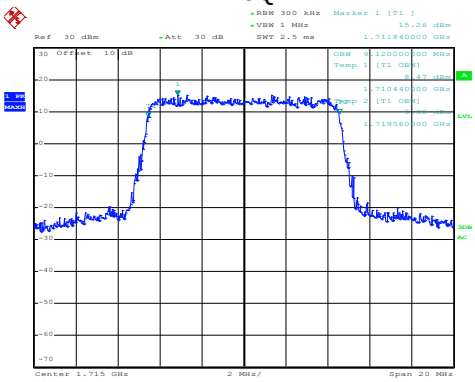

Date: 9.APR.2020 11:34:11

QPSK

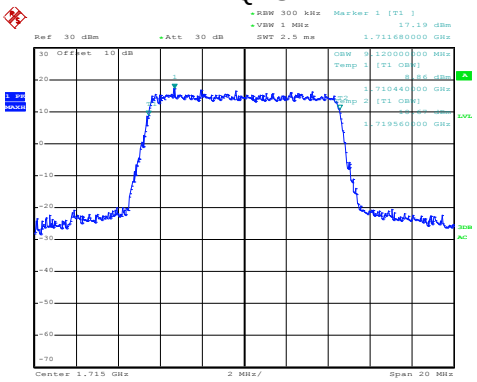

Date: 9.APR.2020 11:34:07

Lowest channel

16QAM

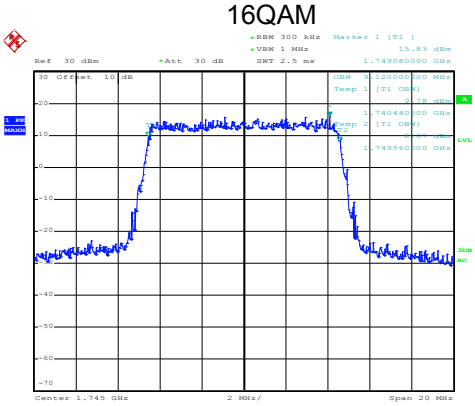

Date: 9.APR.2020 11:34:38

QPSK

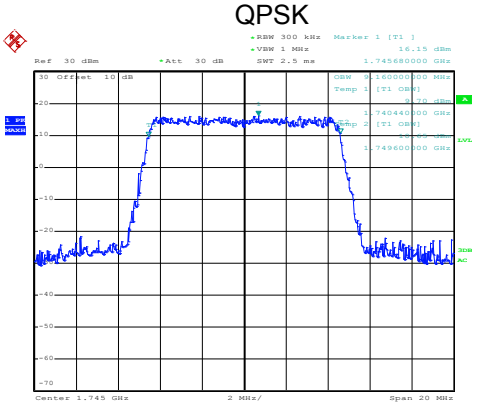

Date: 9.APR.2020 11:34:28

Middle channel

16QAM

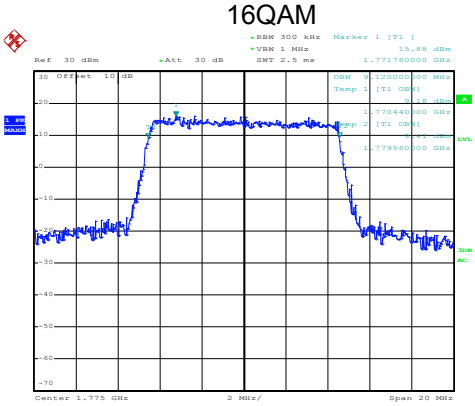

Date: 9.APR.2020 11:35:50

QPSK

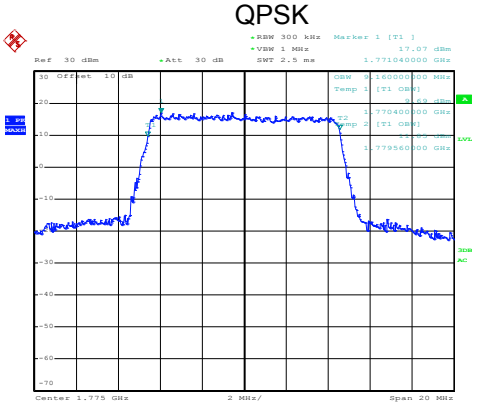

Date: 9.APR.2020 11:35:43

Highest channel

LTE Band 66: 99% Occupy bandwidth
BW: 15MHz

16QAM

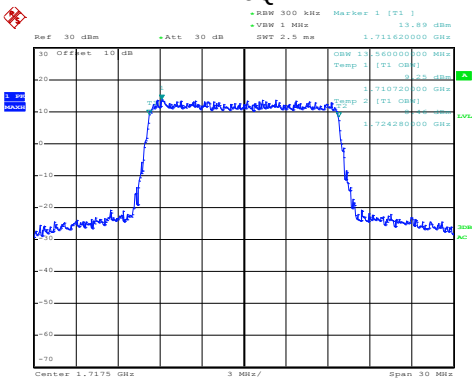

Date: 9.APR.2020 11:31:28

QPSK

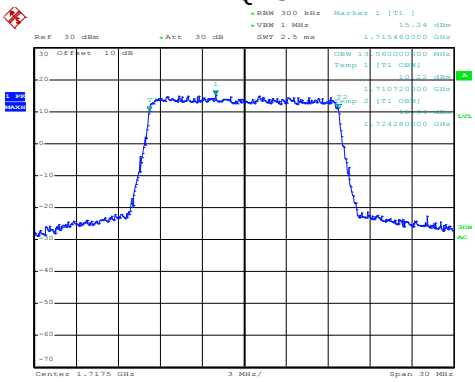

Date: 9.APR.2020 11:31:22

Lowest channel

16QAM

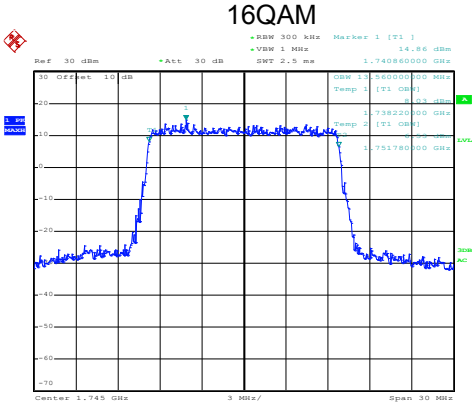

Date: 9.APR.2020 11:32:17

QPSK

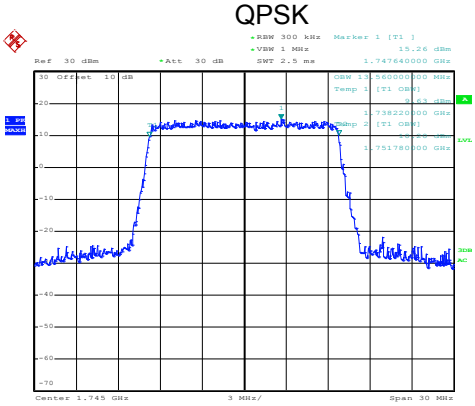

Date: 9.APR.2020 11:32:12

Middle channel

16QAM

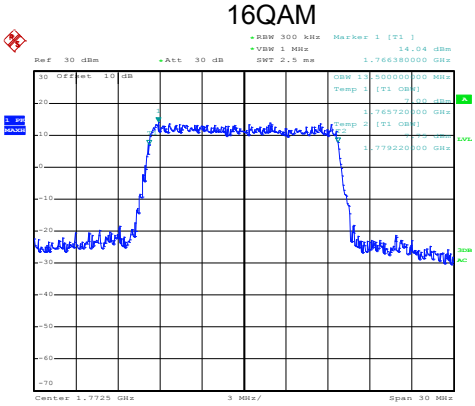

Date: 9.APR.2020 11:32:48

QPSK

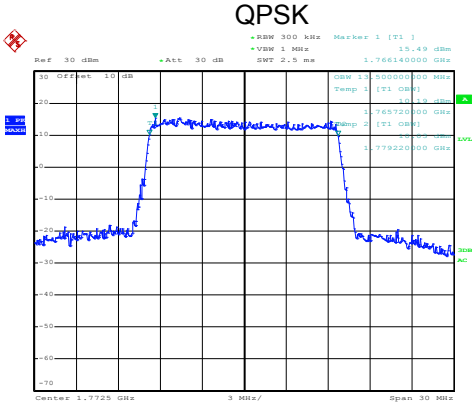

Date: 9.APR.2020 11:32:43

Highest channel

LTE Band 66: 99% Occupy bandwidth
BW: 20MHz

16QAM

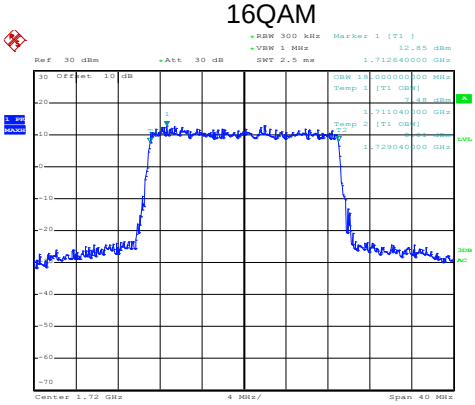

Date: 9.APR.2020 11:27:47

QPSK

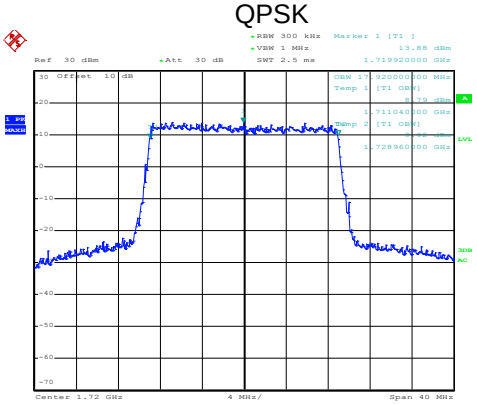

Date: 9.APR.2020 11:28:31

Lowest channel

16QAM

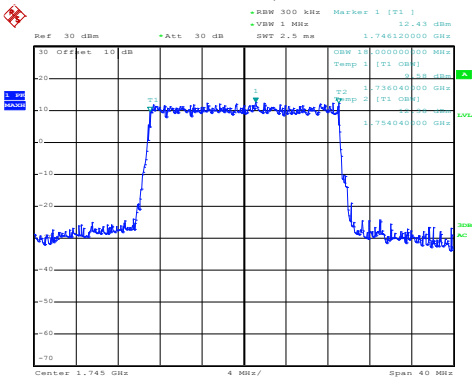

Date: 9.APR.2020 11:28:52

QPSK

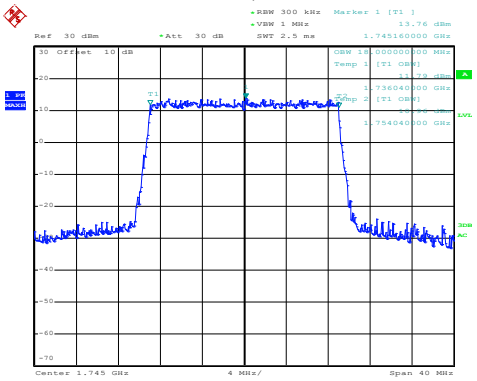

Date: 9.APR.2020 11:28:45

Middle channel

16QAM

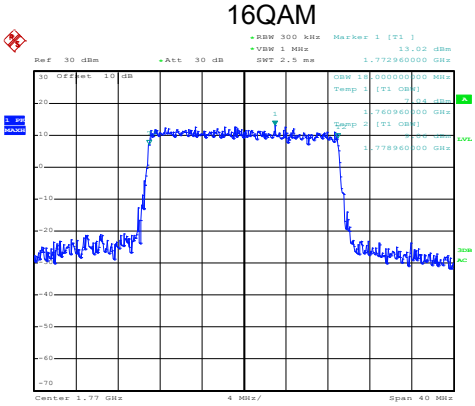

Date: 9.APR.2020 11:29:55

QPSK

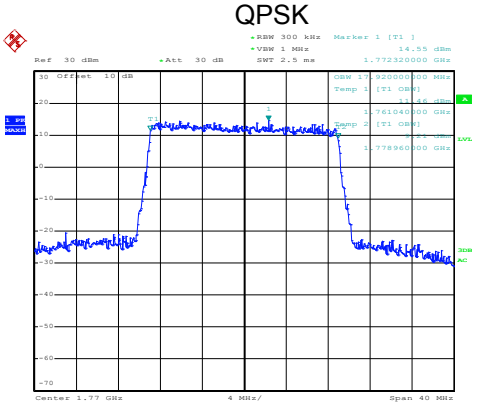

Date: 9.APR.2020 11:29:49

Highest channel

LTE Band 66: -26dBc bandwidth
BW: 1.4MHz

16QAM

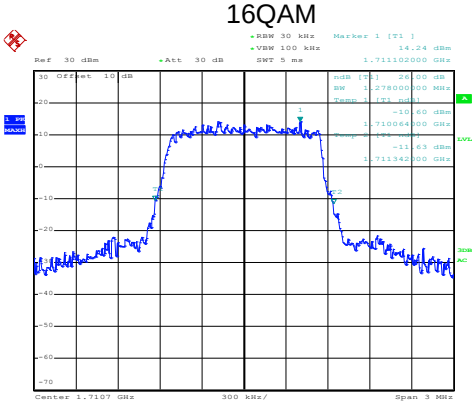

Date: 9.APR.2020 11:41:17

QPSK

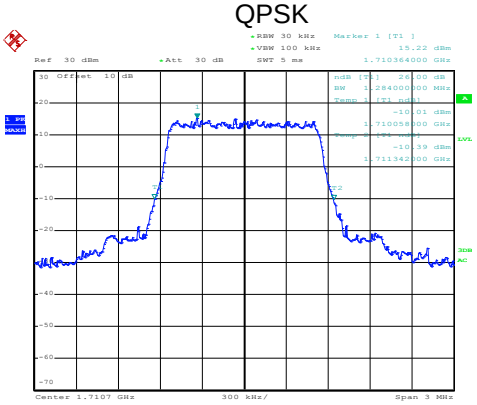

Date: 9.APR.2020 11:41:13

Lowest channel

16QAM

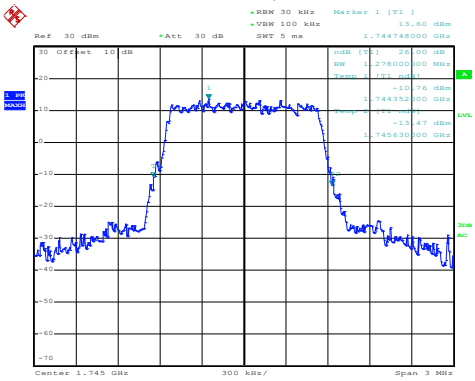

Date: 9.APR.2020 11:41:37

QPSK

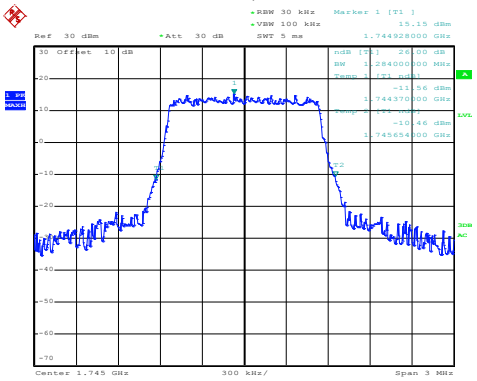

Date: 9.APR.2020 11:41:33

Middle channel

16QAM

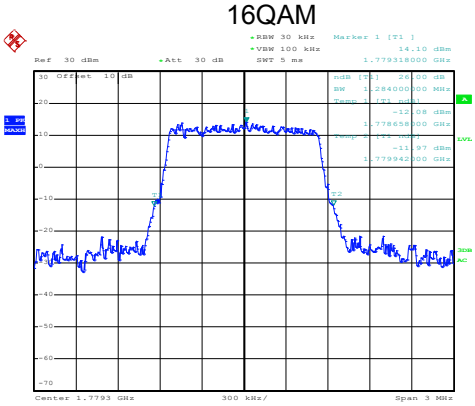

Date: 9.APR.2020 11:42:28

QPSK

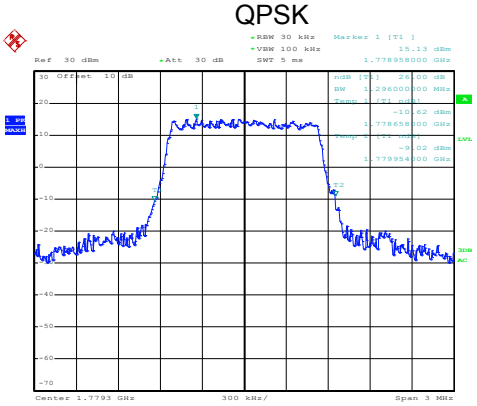

Date: 9.APR.2020 11:42:22

Highest channel

LTE Band 66: -26dBc bandwidth
BW: 3MHz

16QAM

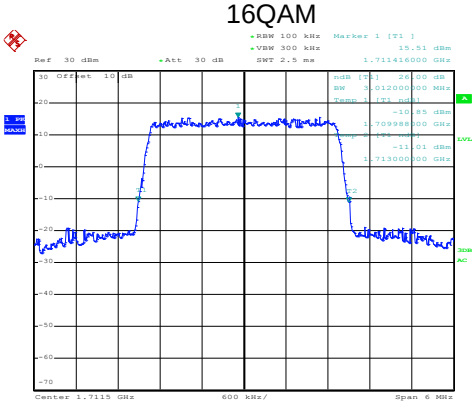

Date: 9.APR.2020 11:38:37

QPSK

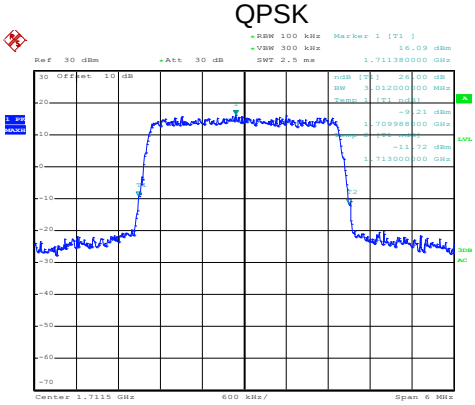

Date: 9.APR.2020 11:38:45

Lowest channel

16QAM

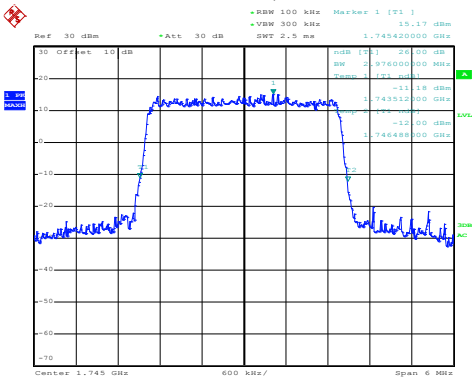

Date: 9.APR.2020 11:39:30

QPSK

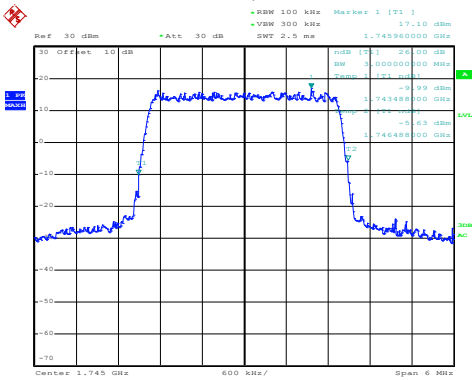

Date: 9.APR.2020 11:39:25

Middle channel

16QAM

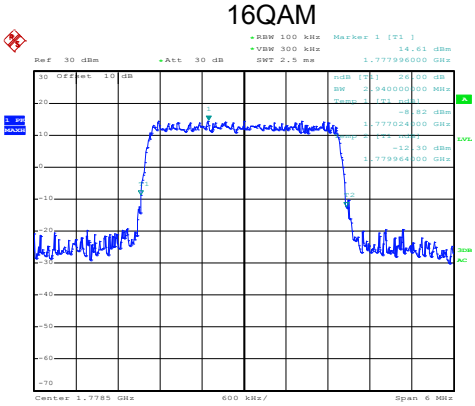

Date: 9.APR.2020 11:40:00

QPSK

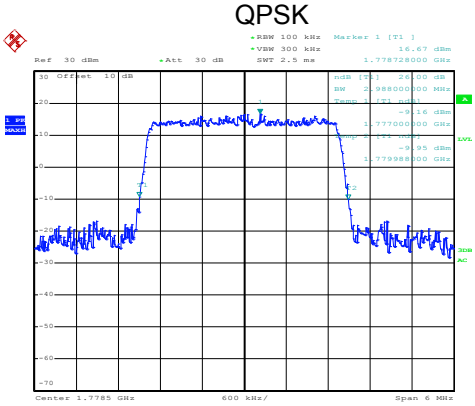

Date: 9.APR.2020 11:39:56

Highest channel

LTE Band 66: -26dBc bandwidth
BW: 5MHz

16QAM

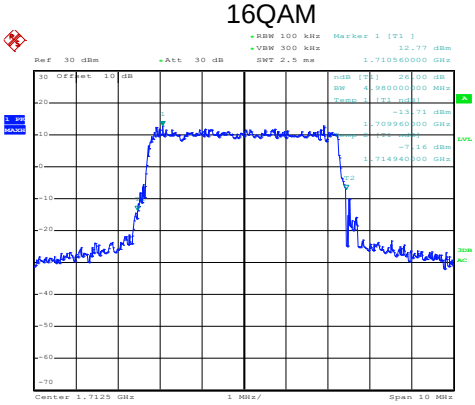

Date: 9.APR.2020 11:36:50

QPSK

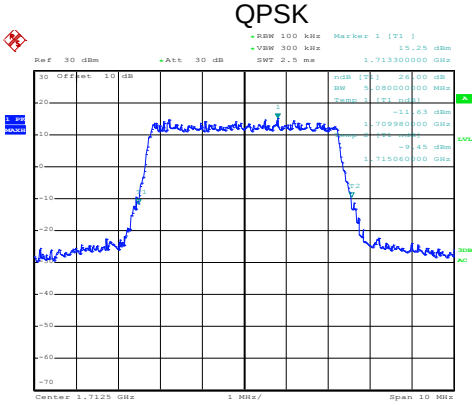

Date: 9.APR.2020 11:36:46

Lowest channel

16QAM

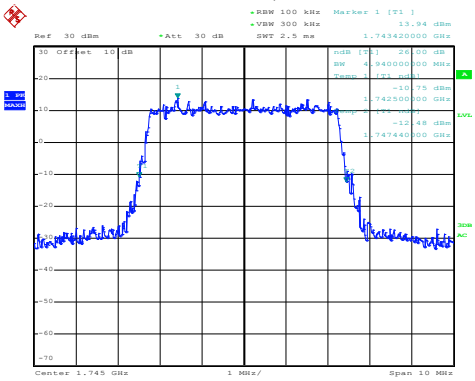

Date: 9.APR.2020 11:37:12

QPSK

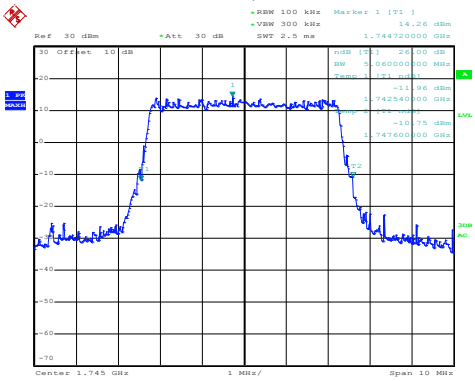

Date: 9.APR.2020 11:37:08

Middle channel

16QAM

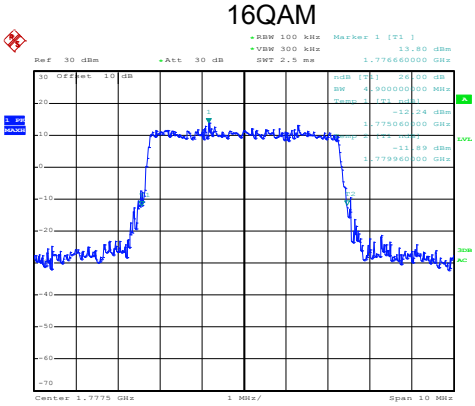

Date: 9.APR.2020 11:38:00

QPSK

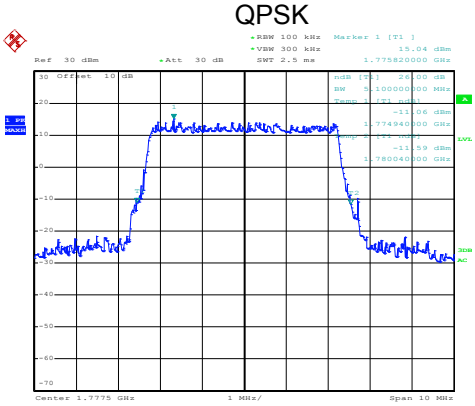

Date: 9.APR.2020 11:37:56

Highest channel

LTE Band 66: -26dBc bandwidth
BW: 10MHz

16QAM

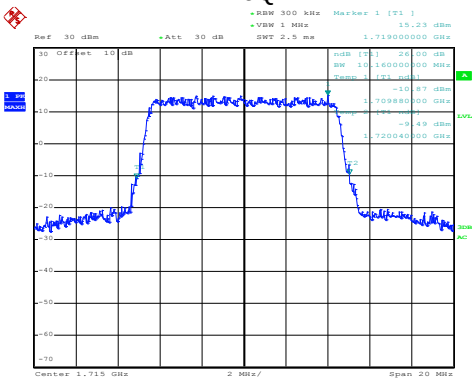

Date: 9.APR.2020 11:33:58

QPSK

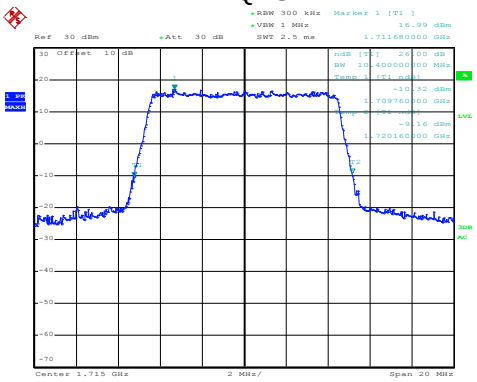

Date: 9.APR.2020 11:33:52

Lowest channel

16QAM

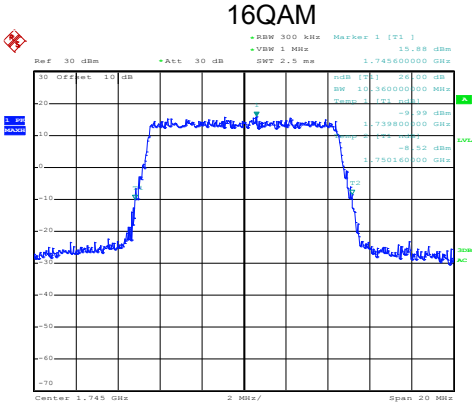

Date: 9.APR.2020 11:34:58

QPSK

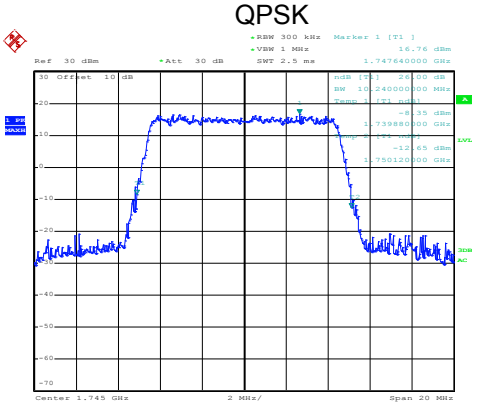

Date: 9.APR.2020 11:34:47

Middle channel

16QAM

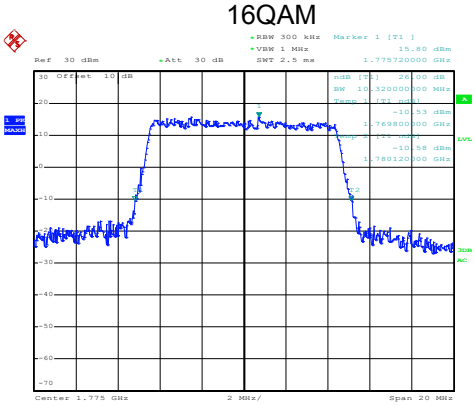

Date: 9.APR.2020 11:35:27

QPSK

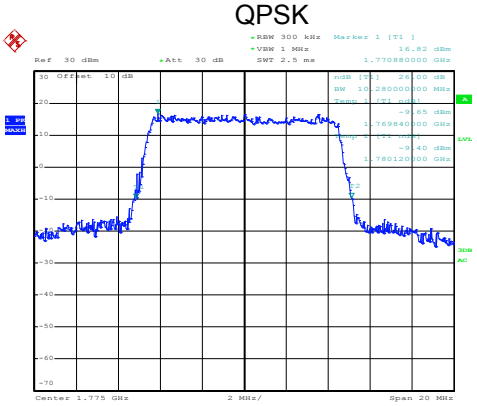

Date: 9.APR.2020 11:35:17

Highest channel

LTE Band 66: -26dBc bandwidth
BW: 15MHz

16QAM

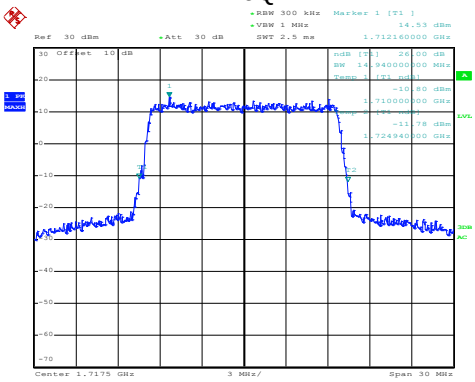

Date: 9.APR.2020 11:31:42

QPSK

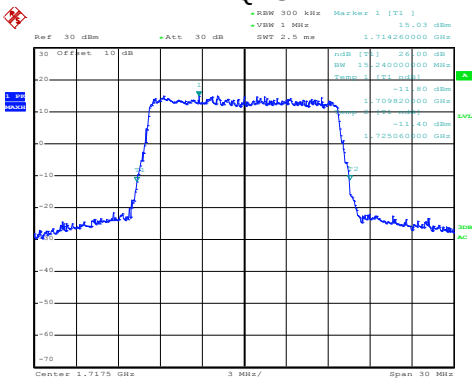

Date: 9.APR.2020 11:31:37

Lowest channel

16QAM

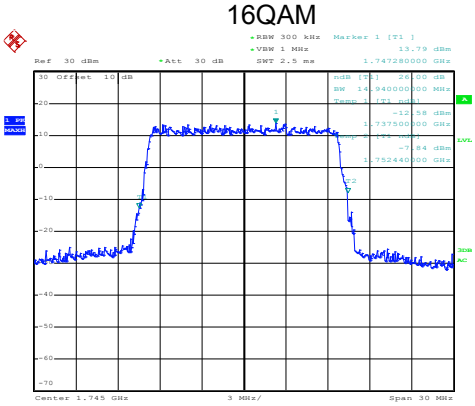

Date: 9.APR.2020 11:32:04

QPSK

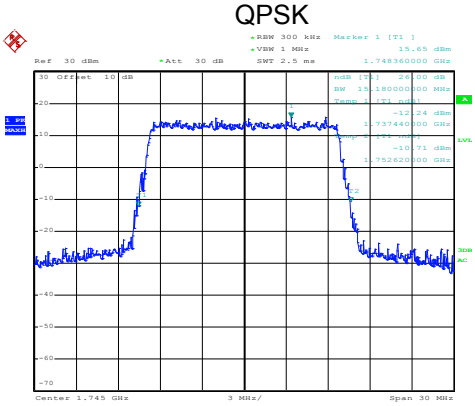

Date: 9.APR.2020 11:32:00

Middle channel

16QAM

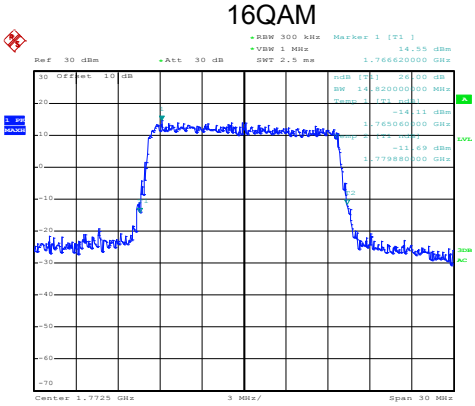

Date: 9.APR.2020 11:33:01

QPSK

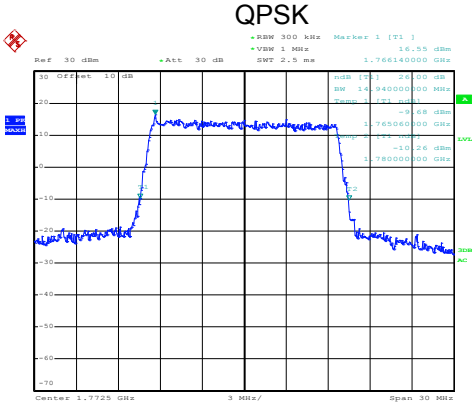

Date: 9.APR.2020 11:32:56

Highest channel

LTE Band 66: -26dBc bandwidth
BW: 20MHz

16QAM

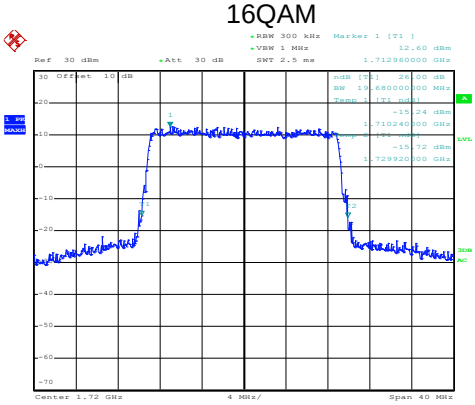

Date: 9.APR.2020 11:28:09

QPSK

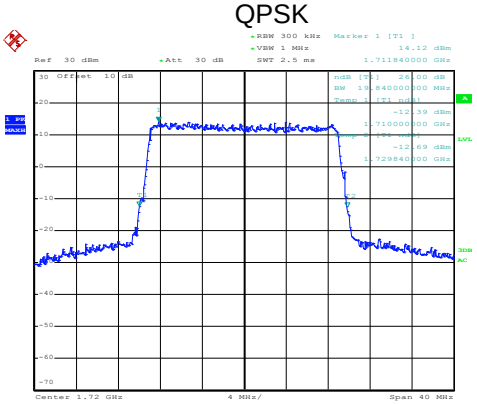

Date: 9.APR.2020 11:28:00

Lowest channel

16QAM

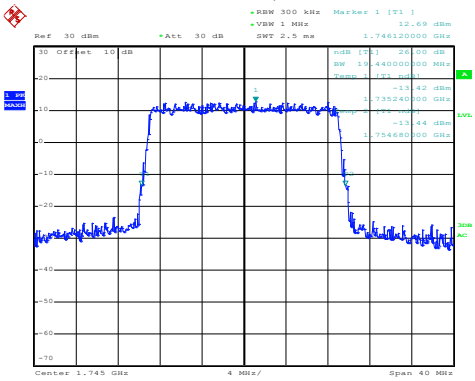

Date: 9.APR.2020 11:29:17

QPSK

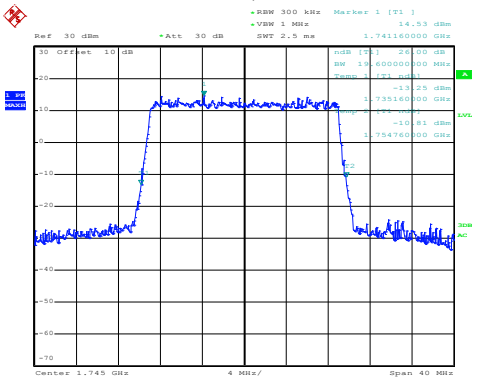

Date: 9.APR.2020 11:29:05

Middle channel

16QAM

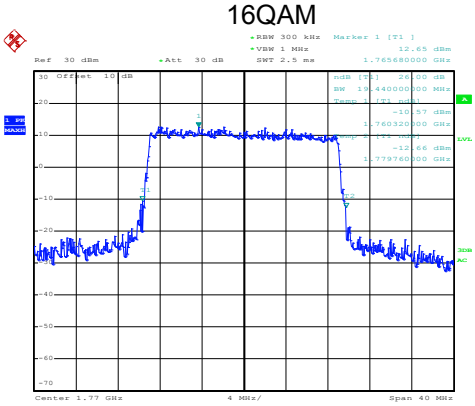

Date: 9.APR.2020 11:29:41

QPSK

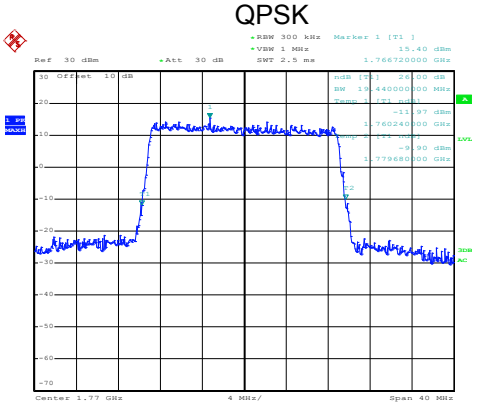

Date: 9.APR.2020 11:29:35

Highest channel

6.4 Out of band emission at antenna terminals

Test Requirement:	Part 22.917(a), Part 24.238 (a), part 27.53(g), part 27.53(h),
Limit:	LTE Band 2 & 4 & 5 & 12 & 17 & 66: The power of any emission outside a licensee's frequency block shall be attenuated below the transmitter power (P) in watts by at least 43 + 10 $\log_{10}$(P) dB (-13 dBm).
Test Setup:	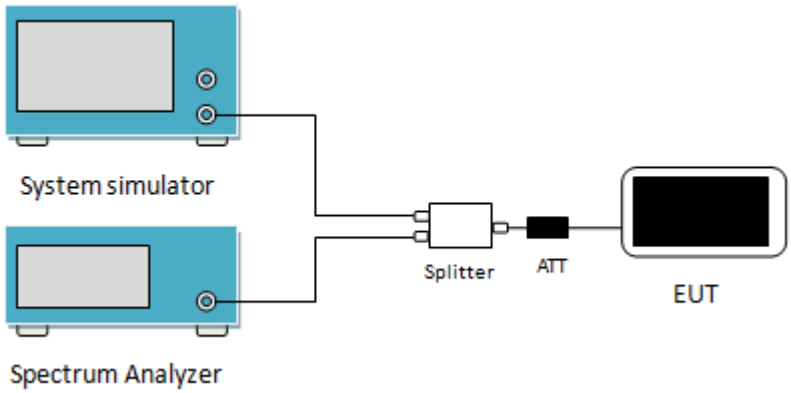
Test Procedure:	1 The RF output of the transceiver was connected to a spectrum analyzer through appropriate attenuation. 2 The resolution bandwidth of the spectrum analyzer was set at 100 kHz when below 1GHz, 1MHz when above 1 GHz; sufficient scans were taken to show the out of band Emissions if any up to 10th harmonic. 3 For the out of band: Set the RBW=100 kHz, VBW=300 kHz when below 1 GHz, RBW =1 MHz, VBW=3 MHz when above 1 GHz, Start=30MHz, Stop= 10th harmonic. 4 Band Edge Requirements: In the 1 MHz bands immediately outside and adjacent to the frequency block, a resolution bandwidth of at least 1 percent of the emission bandwidth of the fundamental emission of the transmitter may be employed to measure the out of band Emissions.
Test Instruments:	Refer to section 5.10 for details
Test mode:	Refer to section 5.3 for details
Test results:	Passed
Remark:	Pre-scan all RB Size and offset, and found the RB Size and offset of worst case, so the report shows only the worst case test data.

Test plots as follows (Conducted spurious emission) (worst case):
LTE Band 2 part:

LTE Band 2: 16 QAM & RB Size 1
BW: 1.4MHz
Lowest channel

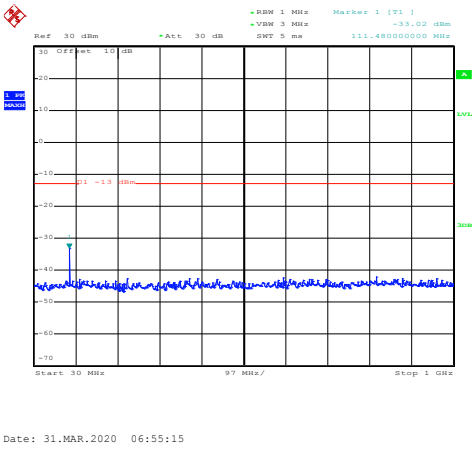

30MHz~1GHz

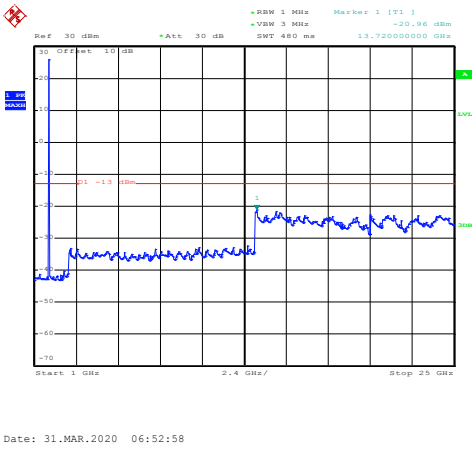

1GHz~25GHz

Middle channel

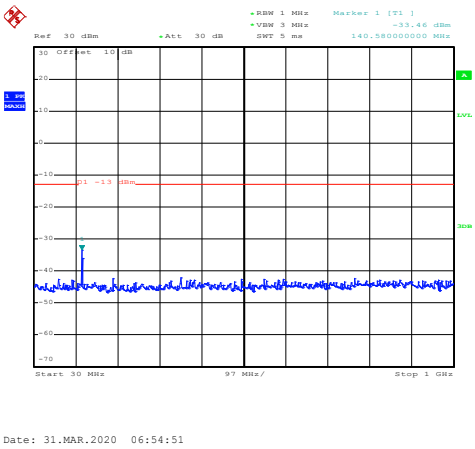

30MHz~1GHz

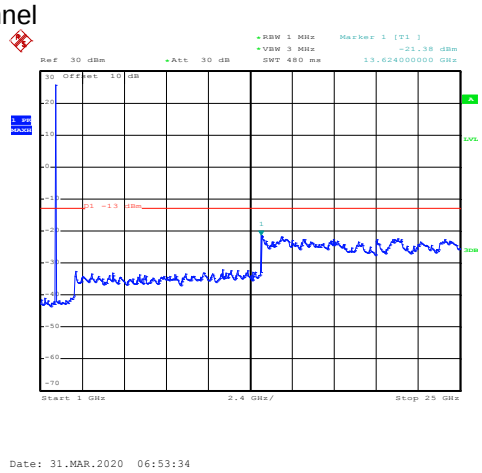

1GHz~25GHz

High channel

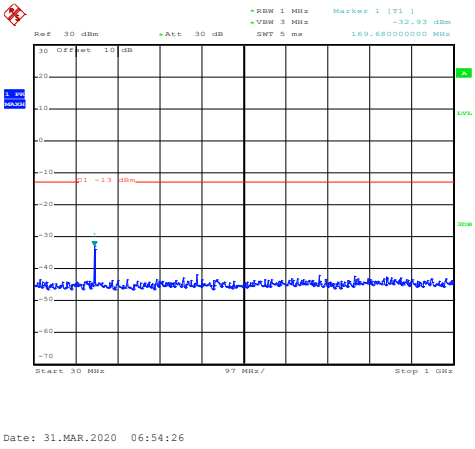

30MHz~1GHz

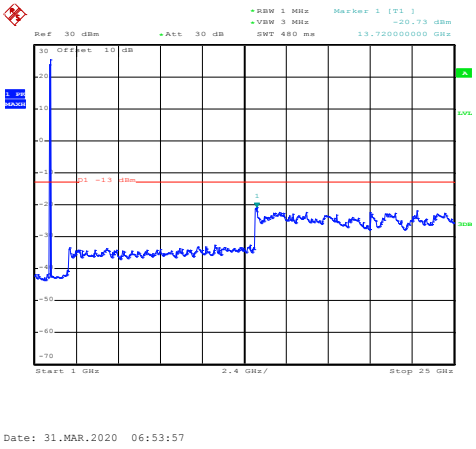

1GHz~25GHz

LTE Band 2: QPSK & RB Size 1
BW: 1.4MHz
Lowest channel

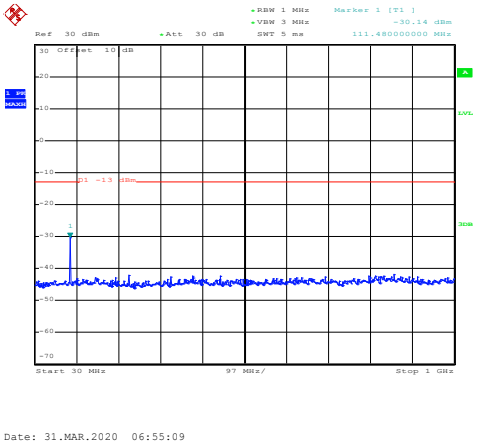

30MHz~1GHz

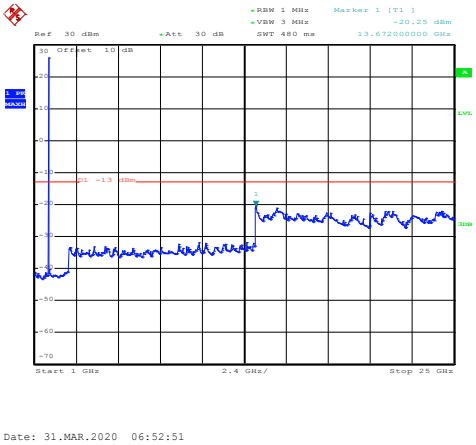

1GHz~25GHz

Middle channel

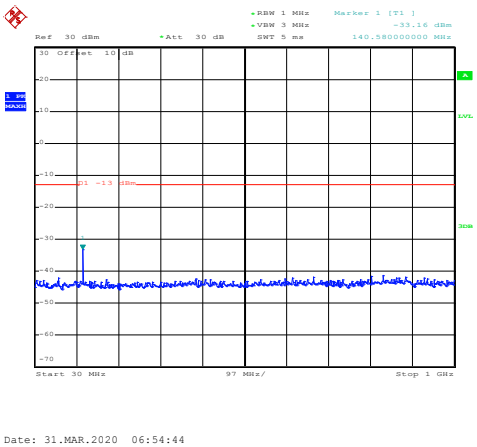

30MHz~1GHz

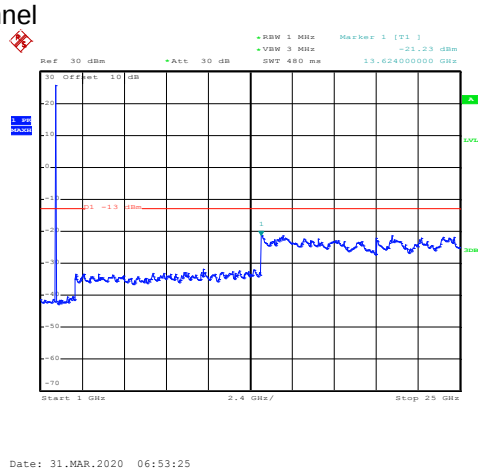

1GHz~25GHz

High channel

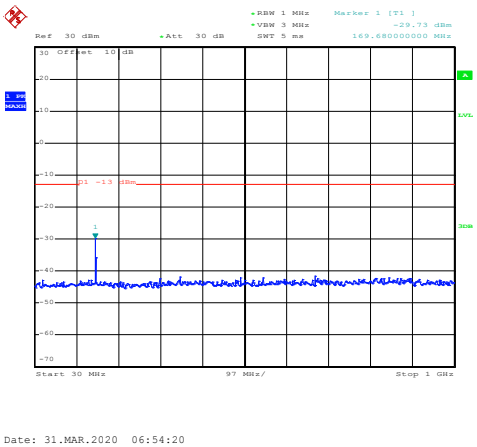

30MHz~1GHz

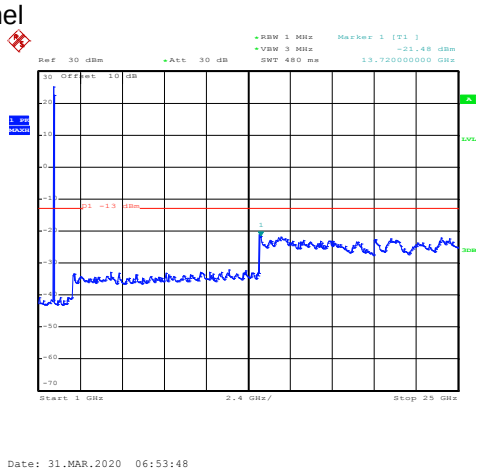

1GHz~25GHz

LTE Band 2: 16 QAM & RB Size 1
BW: 20MHz
Lowest channel

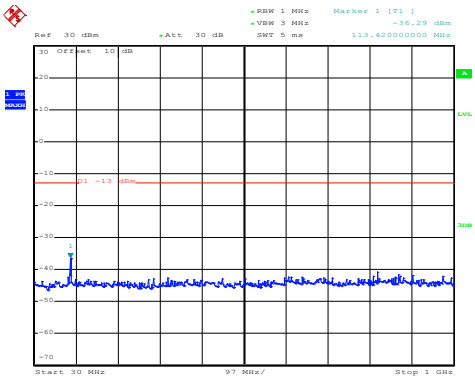

Date: 31.MAR.2020 06:50:03

30MHz~1GHz

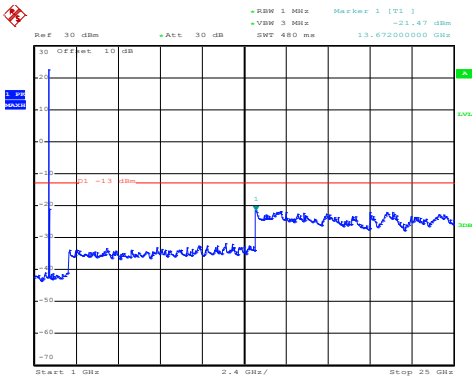

Date: 31.MAR.2020 06:52:16

1GHz~25GHz

Middle channel

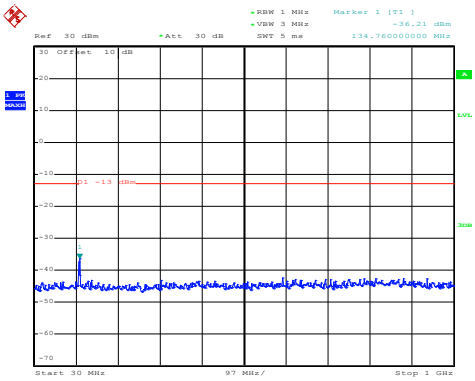

Date: 31.MAR.2020 06:50:19

30MHz~1GHz

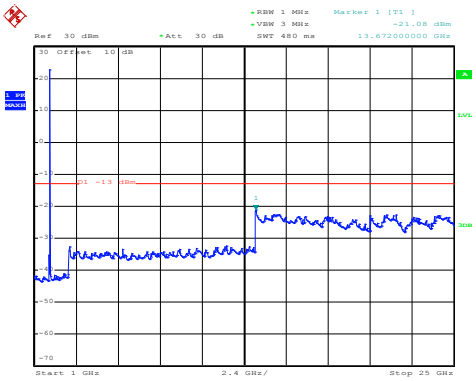

Date: 31.MAR.2020 06:51:45

1GHz~25GHz

High channel

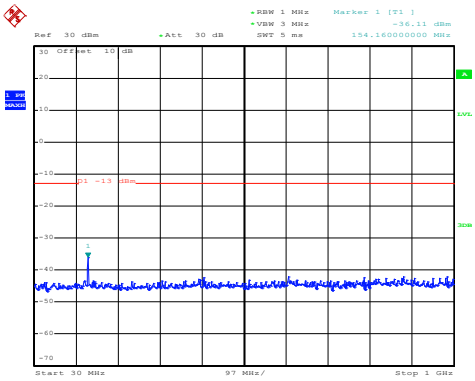

Date: 31.MAR.2020 06:50:36

30MHz~1GHz

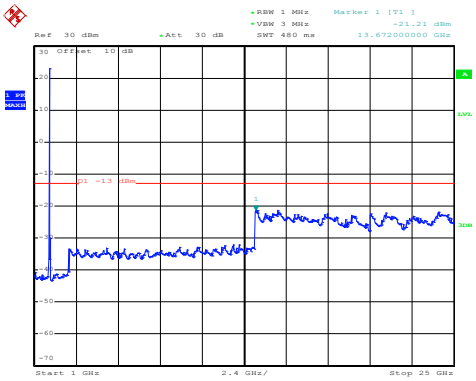

Date: 31.MAR.2020 06:51:18

1GHz~25GHz

LTE Band 2: QPSK & RB Size 1
BW: 20MHz
Lowest channel

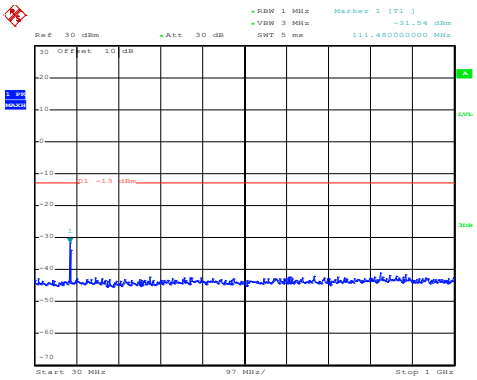

Date: 31.MAR.2020 06:49:55

30MHz~1GHz

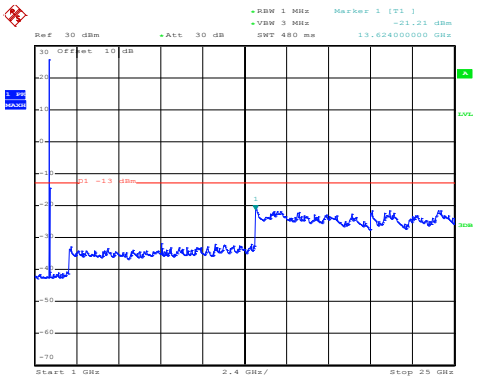

Date: 31.MAR.2020 06:52:05

1GHz~25GHz

Middle channel

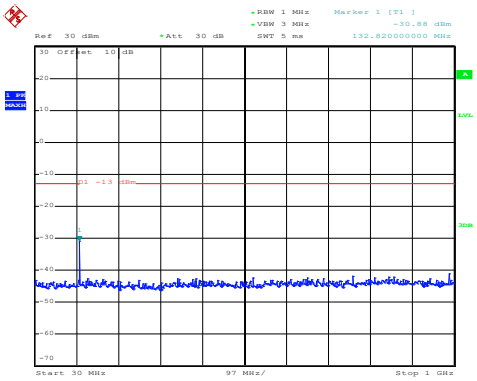

Date: 31.MAR.2020 06:50:14

30MHz~1GHz

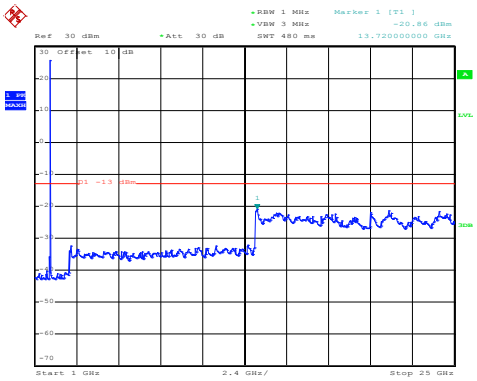

Date: 31.MAR.2020 06:51:37

1GHz~25GHz

High channel

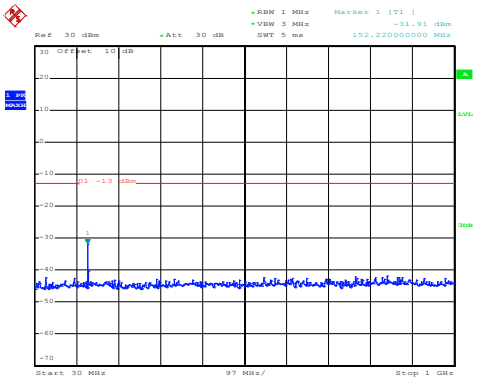

Date: 31.MAR.2020 06:50:30

30MHz~1GHz

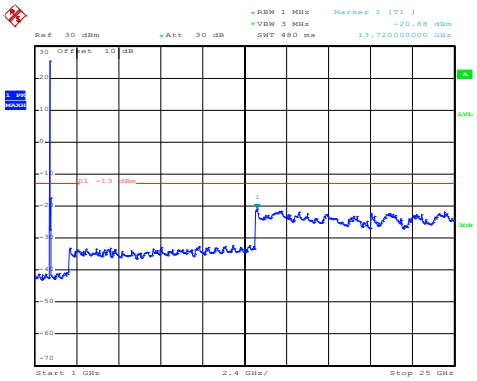

Date: 31.MAR.2020 06:51:04

1GHz~25GHz

LTE Band 4 part:

LTE Band 4: 16 QAM & RB Size 1
BW: 1.4MHz
Lowest channel

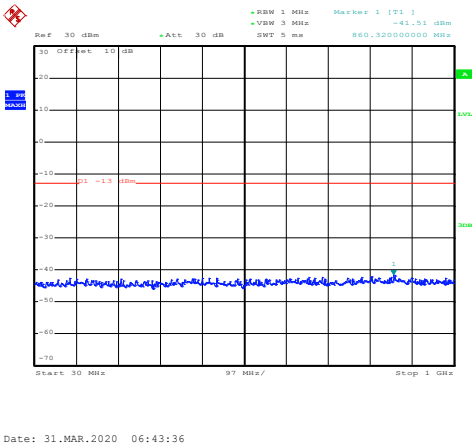

30MHz~1GHz

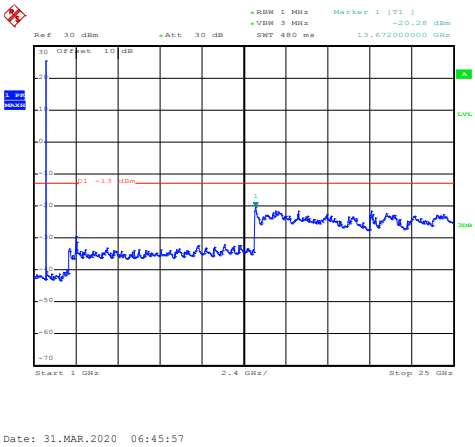

1GHz~25GHz

Middle channel

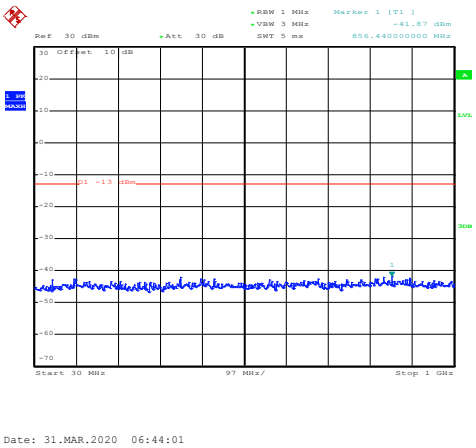

30MHz~1GHz

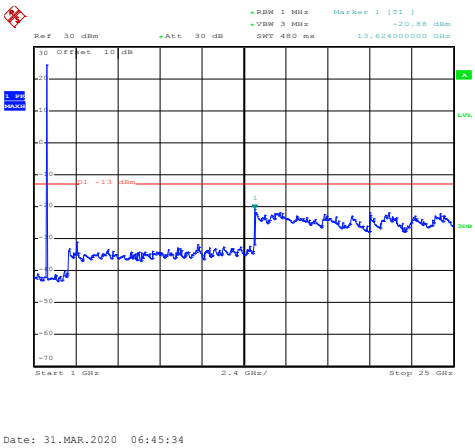

1GHz~25GHz

High channel

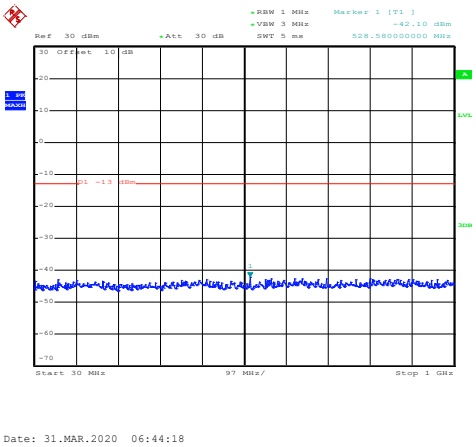

30MHz~1GHz

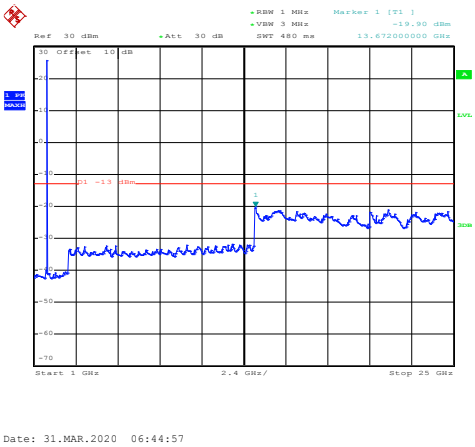

1GHz~25GHz

LTE Band 4: QPSK & RB Size 1
BW: 1.4MHz
Lowest channel

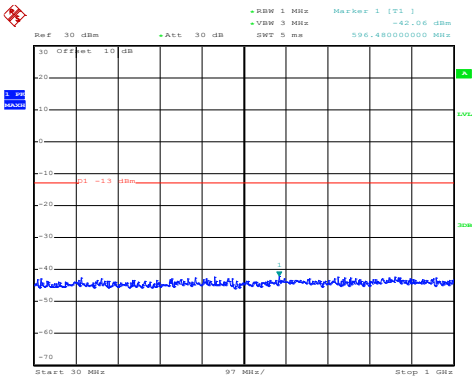

Date: 31.MAR.2020 06:43:45

30MHz~1GHz

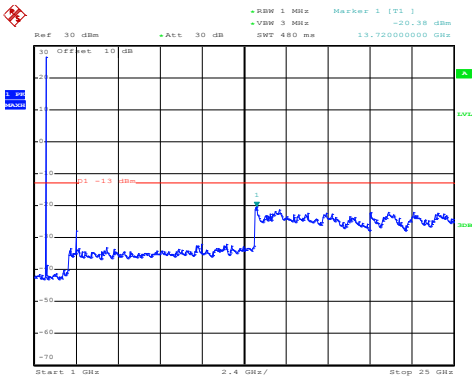

Date: 31.MAR.2020 06:45:49

1GHz~25GHz

Middle channel

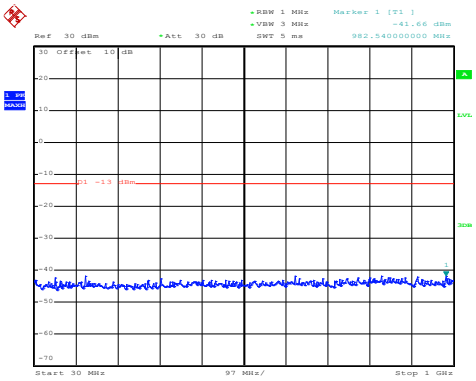

Date: 31.MAR.2020 06:43:56

30MHz~1GHz

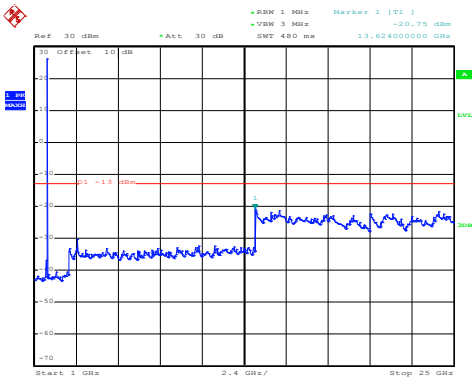

Date: 31.MAR.2020 06:45:26

1GHz~25GHz

High channel

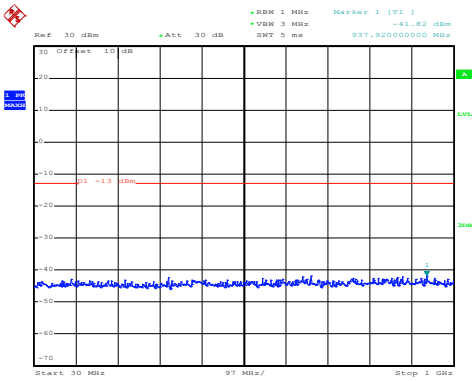

Date: 31.MAR.2020 06:44:12

30MHz~1GHz

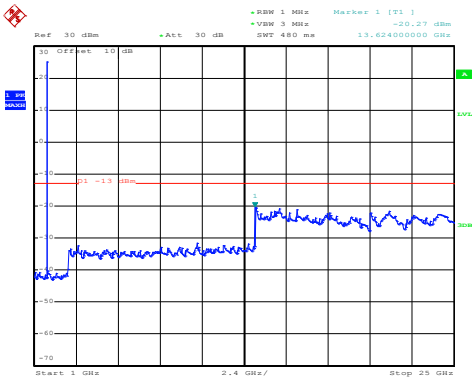

Date: 31.MAR.2020 06:45:11

1GHz~25GHz

LTE Band 4: 16 QAM & RB Size 1
BW: 20MHz
Lowest channel

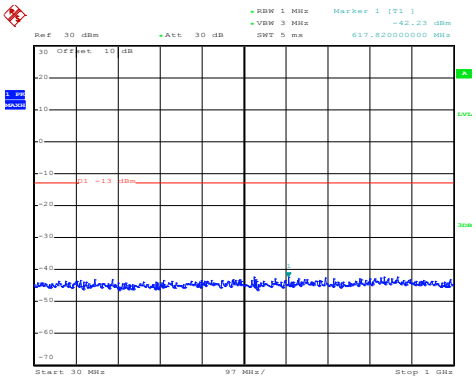

Date: 31.MAR.2020 06:49:15

30MHz~1GHz

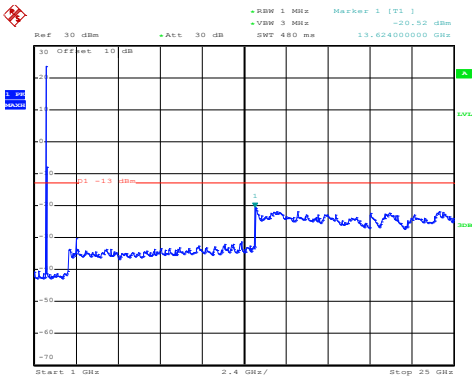

Date: 31.MAR.2020 06:46:54

1GHz~25GHz

Middle channel

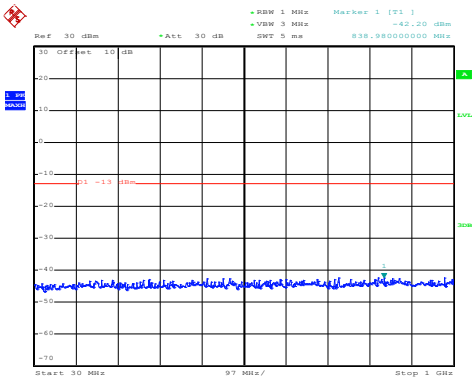

Date: 31.MAR.2020 06:48:59

30MHz~1GHz

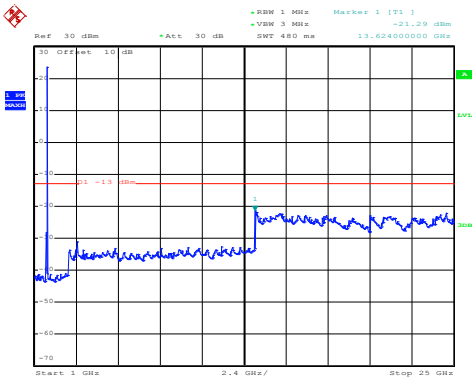

Date: 31.MAR.2020 06:47:17

1GHz~25GHz

High channel

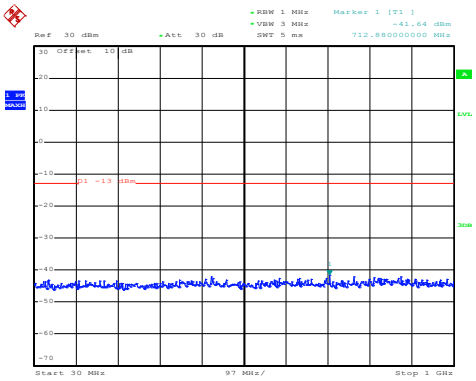

Date: 31.MAR.2020 06:48:39

30MHz~1GHz

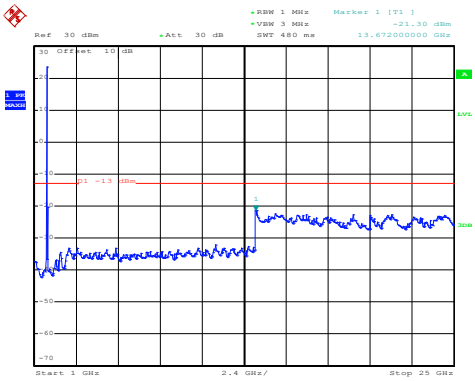

Date: 31.MAR.2020 06:47:51

1GHz~25GHz

LTE Band 4: QPSK & RB Size 1
BW: 20MHz
Lowest channel

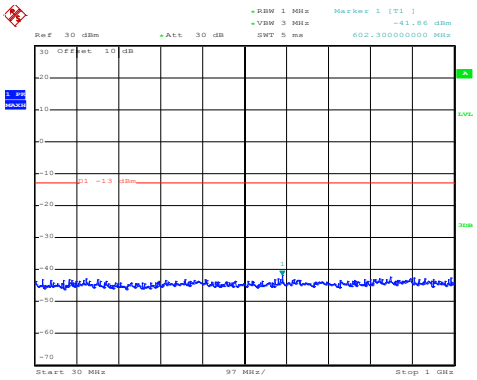

Date: 31.MAR.2020 06:49:09

30MHz~1GHz

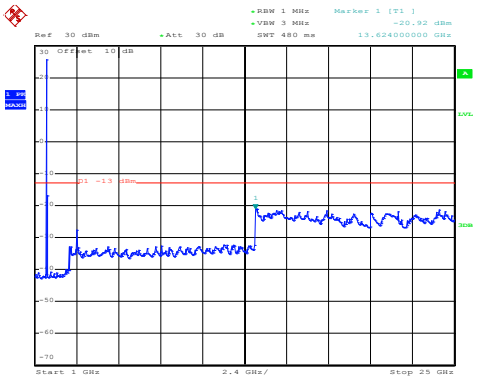

Date: 31.MAR.2020 06:46:36

1GHz~25GHz

Middle channel

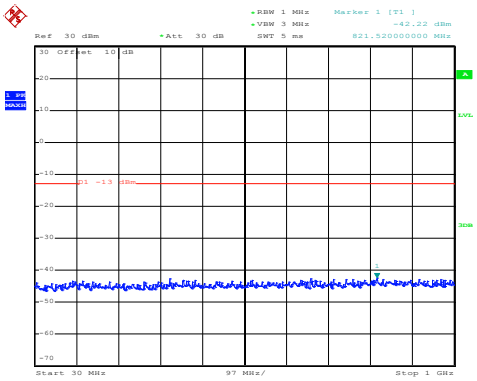

Date: 31.MAR.2020 06:48:50

30MHz~1GHz

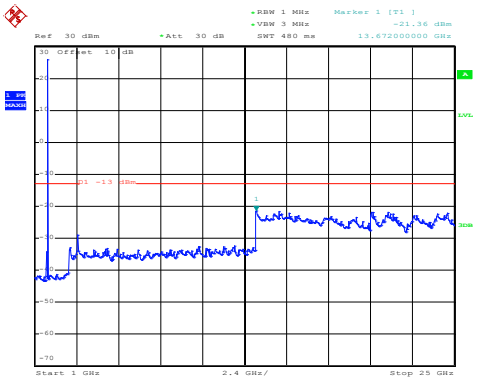

Date: 31.MAR.2020 06:47:26

1GHz~25GHz

High channel

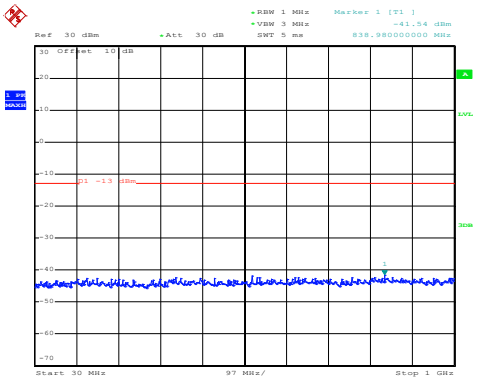

Date: 31.MAR.2020 06:48:26

30MHz~1GHz

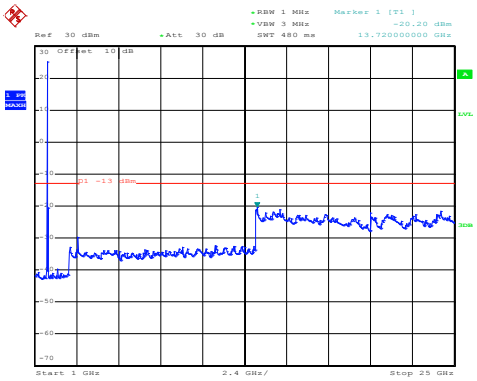

Date: 31.MAR.2020 06:47:44

1GHz~25GHz

LTE Band 5 part:

LTE Band 5: 16 QAM & RB Size 1
BW: 1.4MHz
Lowest channel

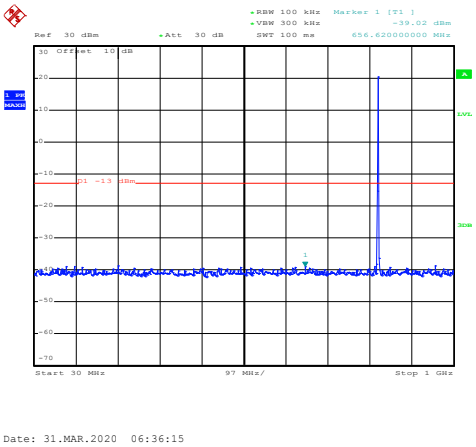

30MHz~1GHz

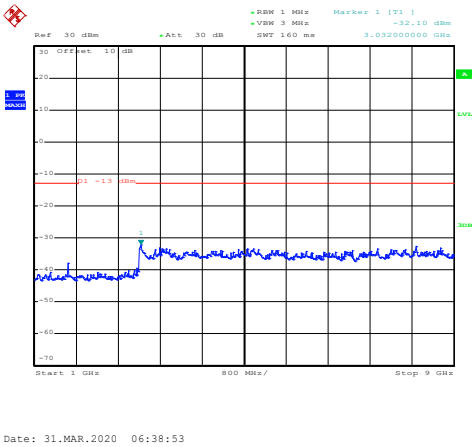

1GHz~9GHz

Middle channel

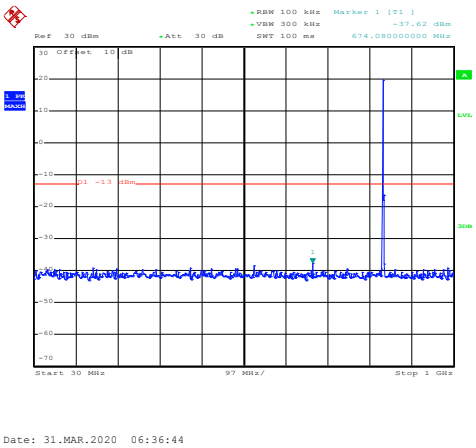

30MHz~1GHz

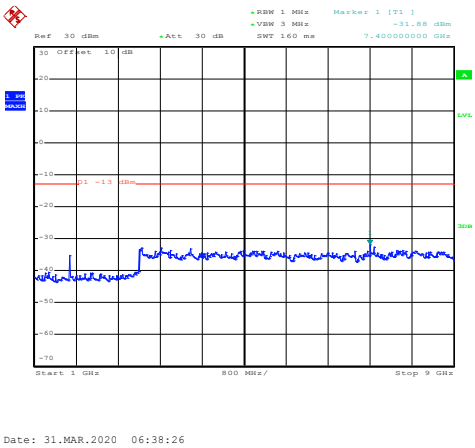

1GHz~9GHz

High channel

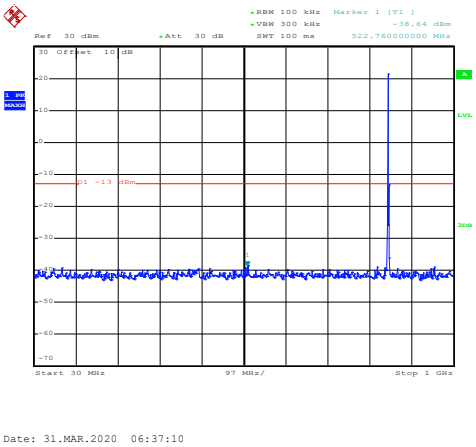

30MHz~1GHz

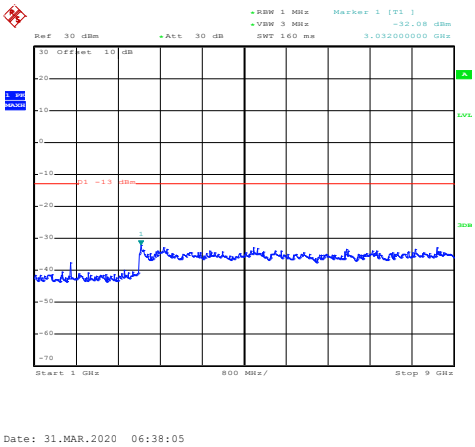

1GHz~9GHz

LTE Band 5: QPSK & RB Size 1
BW: 1.4MHz
Lowest channel

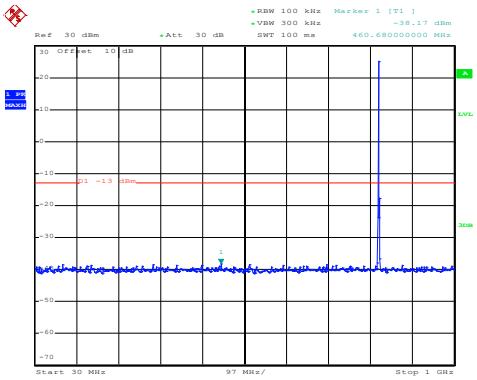

Date: 31.MAR.2020 06:36:00

30MHz~1GHz

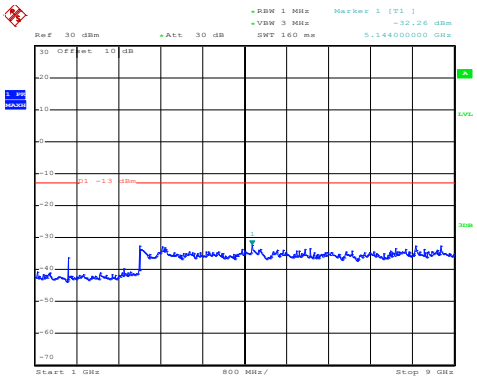

Date: 31.MAR.2020 06:38:44

1GHz~9GHz

Middle channel

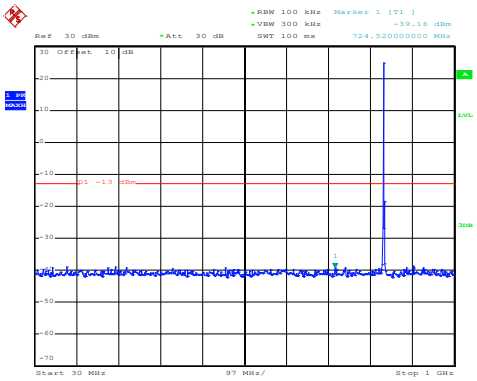

Date: 31.MAR.2020 06:36:38

30MHz~1GHz

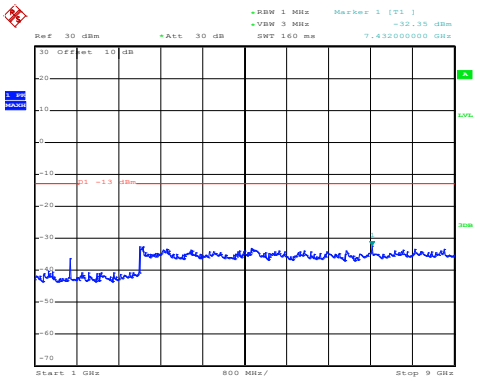

Date: 31.MAR.2020 06:38:18

1GHz~9GHz

High channel

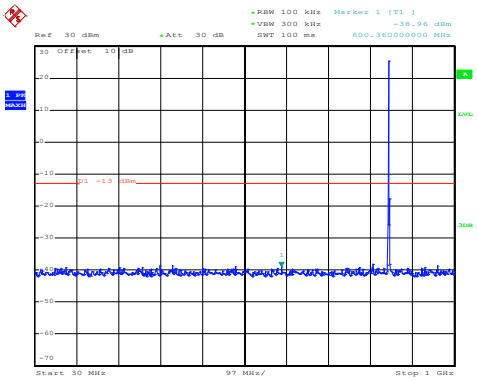

Date: 31.MAR.2020 06:37:03

30MHz~1GHz

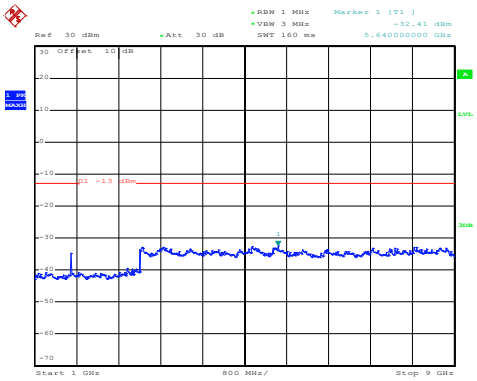

Date: 31.MAR.2020 06:37:56

1GHz~9GHz

LTE Band 5: 16 QAM & RB Size 1
BW: 10MHz
Lowest channel

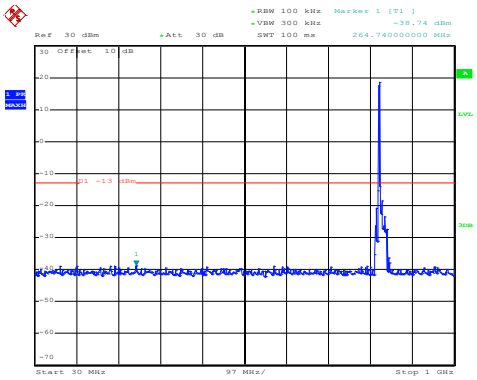

Date: 31.MAR.2020 06:42:01

30MHz~1GHz

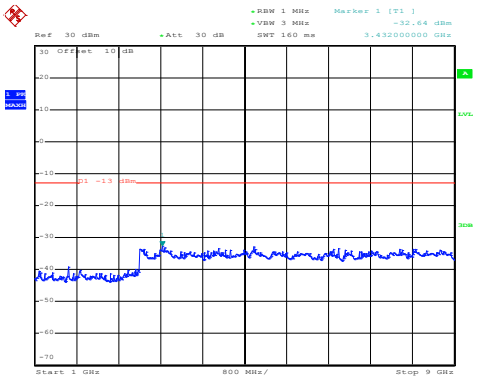

Date: 31.MAR.2020 06:39:32

1GHz~9GHz

Middle channel

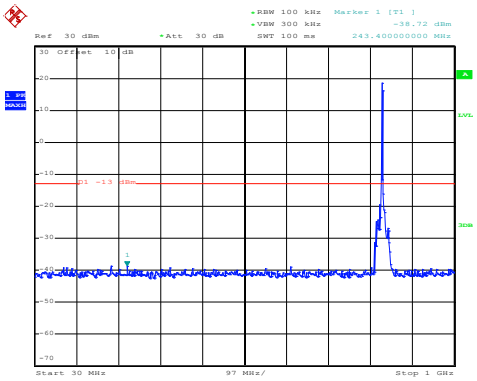

Date: 31.MAR.2020 06:41:36

30MHz~1GHz

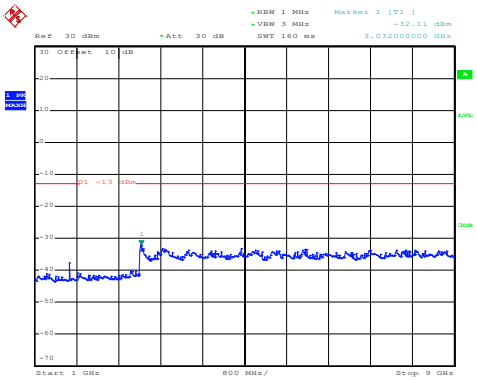

Date: 31.MAR.2020 06:39:53

1GHz~9GHz

High channel

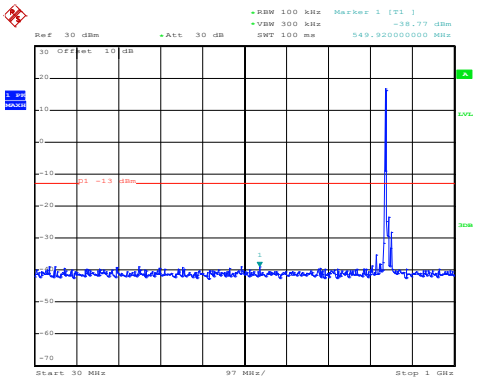

Date: 31.MAR.2020 06:41:13

30MHz~1GHz

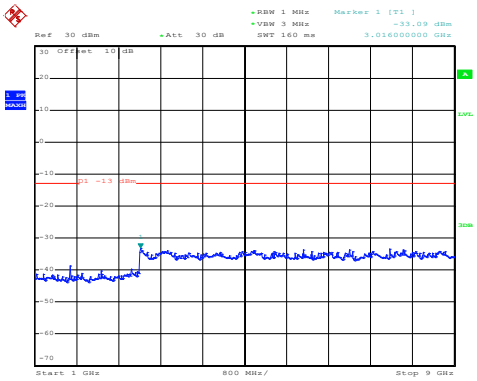

Date: 31.MAR.2020 06:40:30

1GHz~9GHz

LTE Band 5: QPSK & RB Size 1
BW: 10MHz
Lowest channel

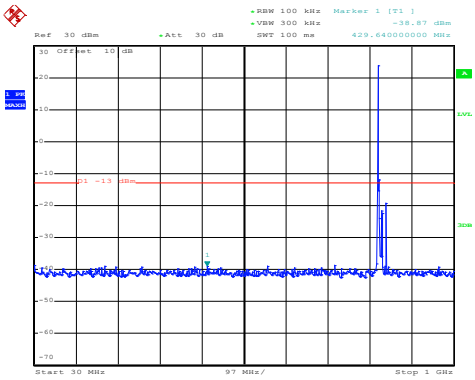

Date: 31.MAR.2020 06:41:48

30MHz~1GHz

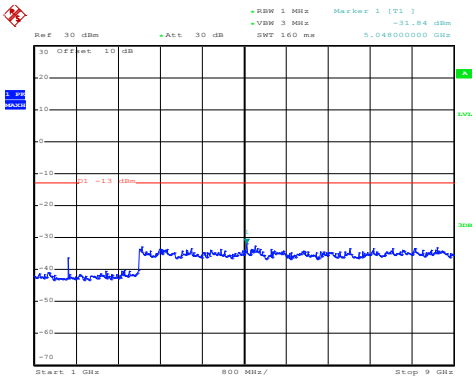

Date: 31.MAR.2020 06:39:24

1GHz~9GHz

Middle channel

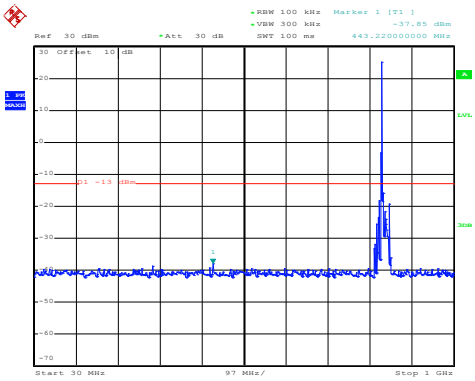

Date: 31.MAR.2020 06:41:26

30MHz~1GHz

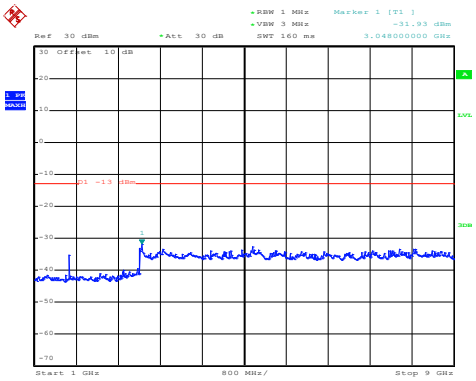

Date: 31.MAR.2020 06:39:44

1GHz~9GHz

High channel

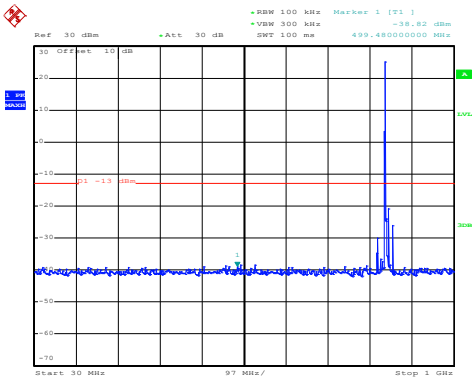

Date: 31.MAR.2020 06:41:03

30MHz~1GHz

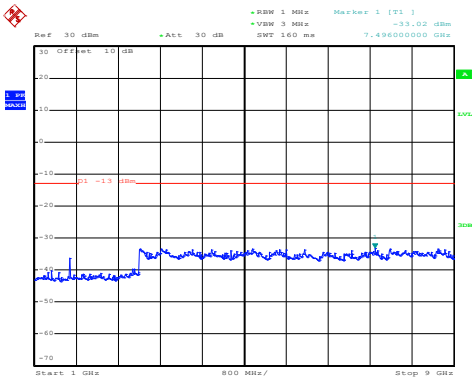

Date: 31.MAR.2020 06:40:22

1GHz~9GHz

LTE Band 12 part:

LTE Band 12: 16 QAM & RB Size 1
BW: 1.4MHz
Lowest channel

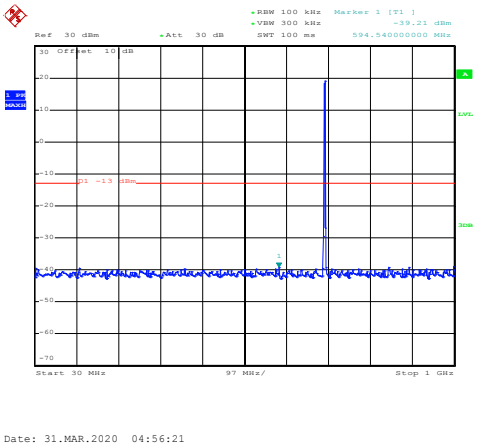

30MHz~1GHz

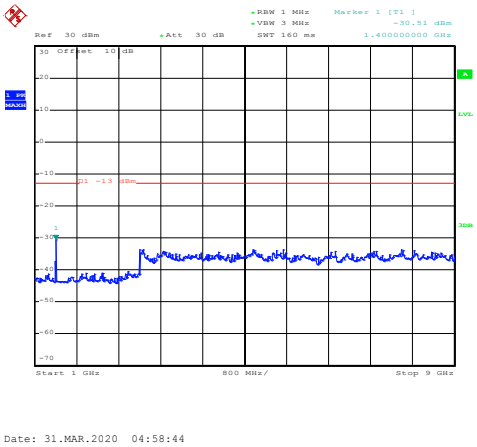

1GHz~9GHz

Middle channel

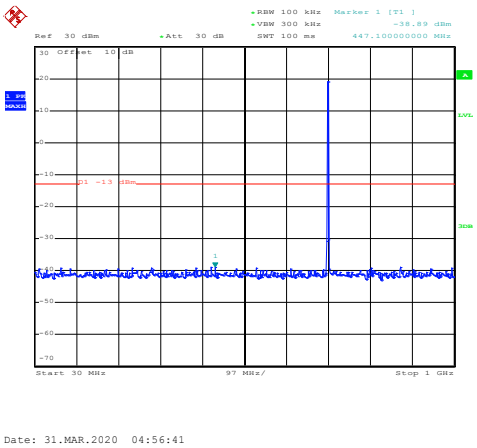

30MHz~1GHz

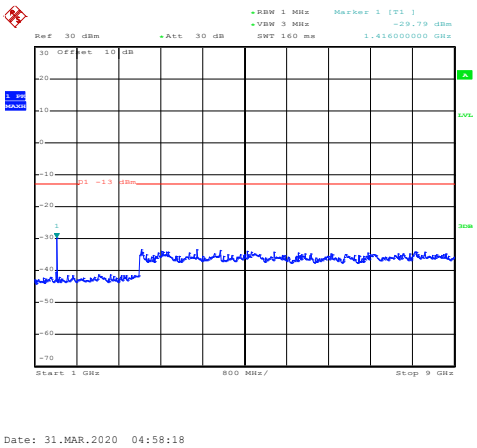

1GHz~9GHz

High channel

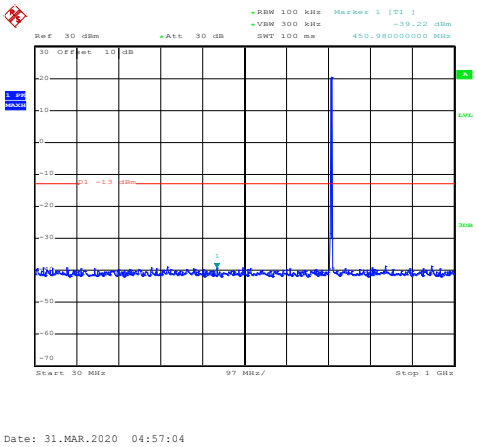

30MHz~1GHz

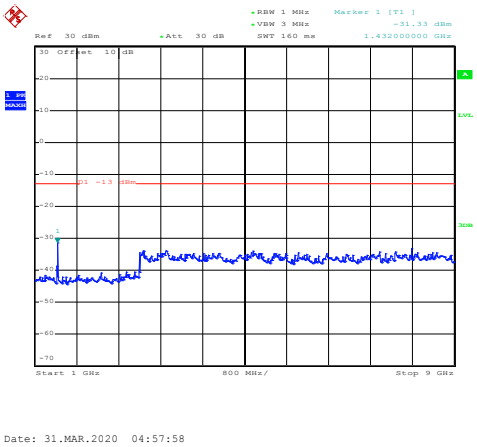

1GHz~9GHz

LTE Band 12: QPSK & RB Size 1
BW: 1.4MHz
Lowest channel

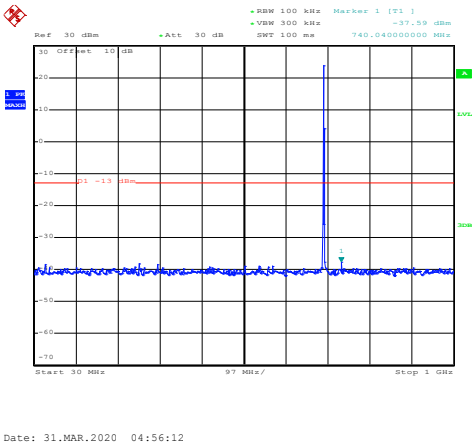

30MHz~1GHz

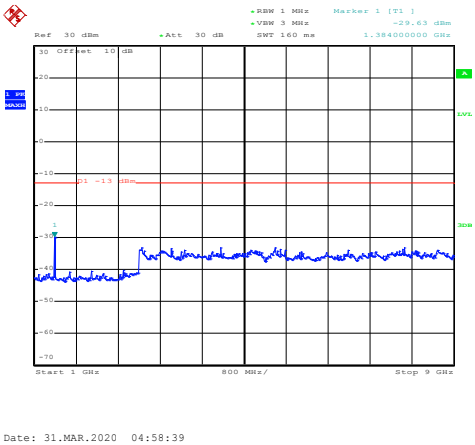

1GHz~9GHz

Middle channel

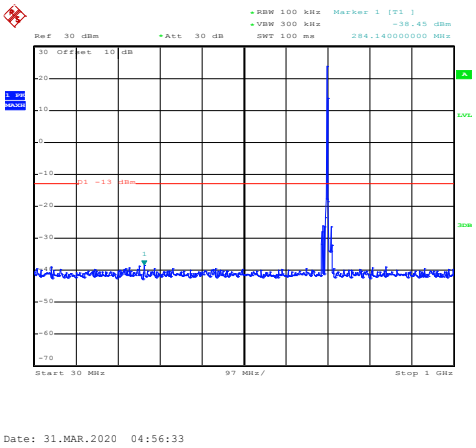

30MHz~1GHz

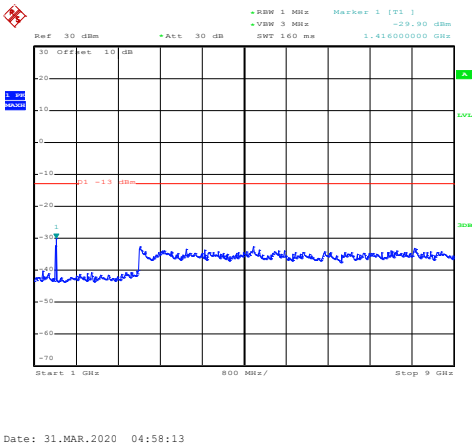

1GHz~9GHz

High channel

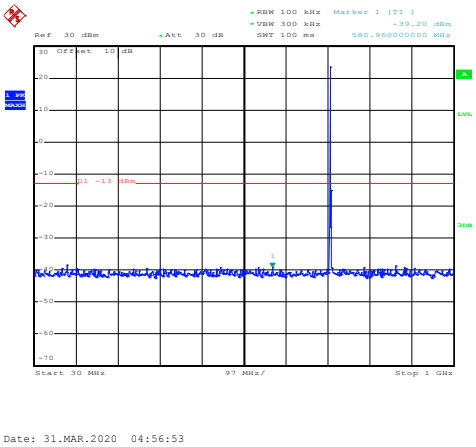

30MHz~1GHz

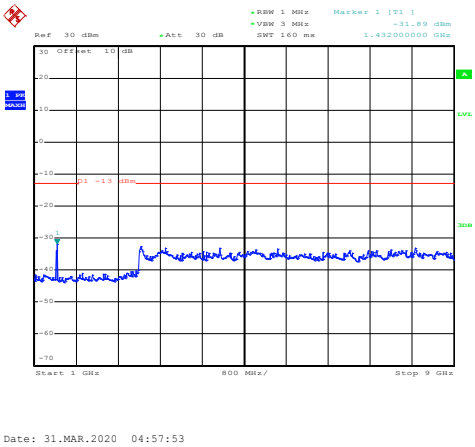

1GHz~9GHz

LTE Band 12: 16 QAM & RB Size 1
BW: 10MHz
Lowest channel

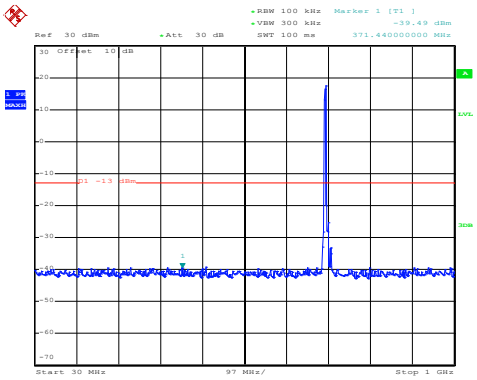

30MHz~1GHz

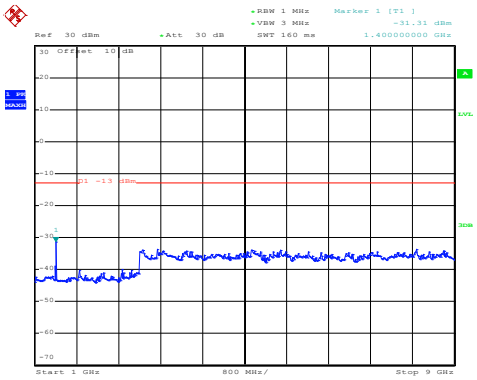

1GHz~9GHz

Middle channel

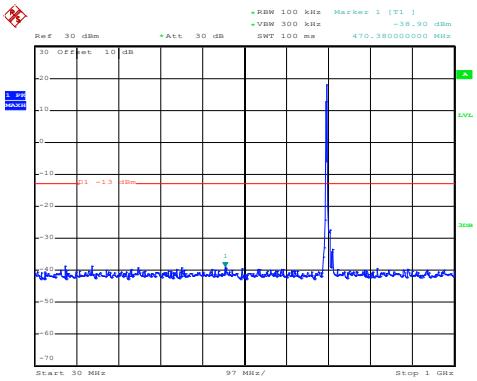

30MHz~1GHz

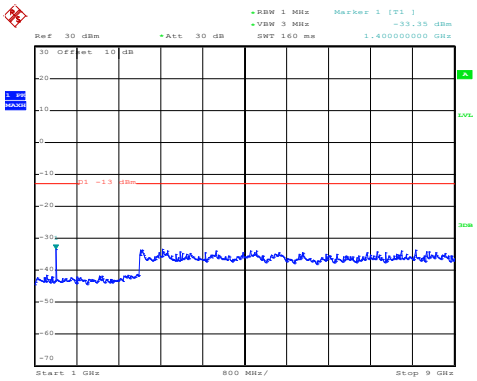

1GHz~9GHz

High channel

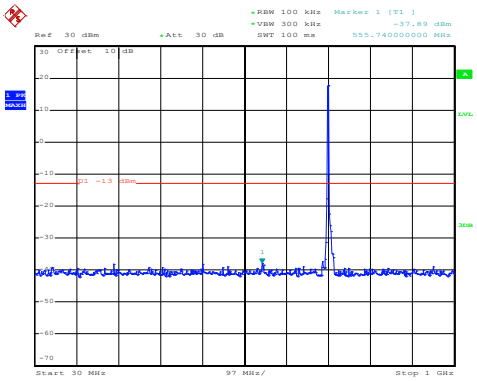

30MHz~1GHz

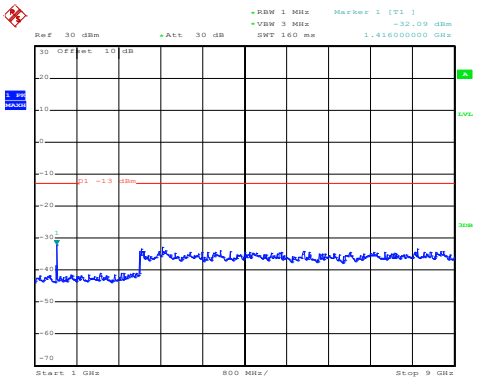

1GHz~9GHz

LTE Band 12: QPSK & RB Size 1
BW: 10MHz
Lowest channel

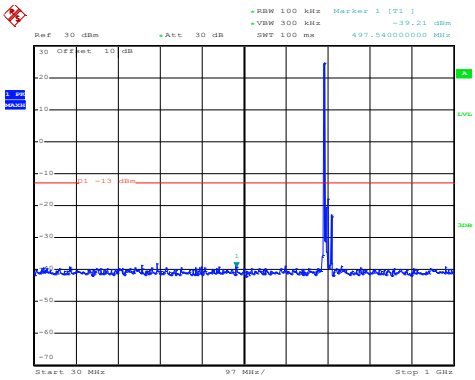

Date: 31.MAR.2020 05:01:33

30MHz~1GHz

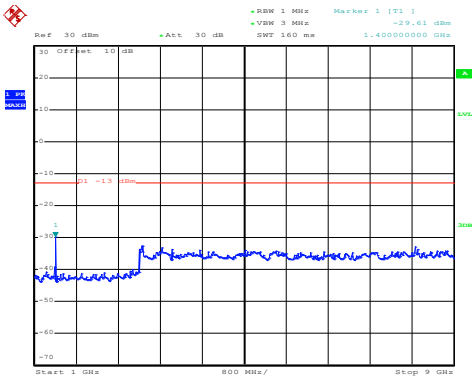

Date: 31.MAR.2020 04:59:14

1GHz~9GHz

Middle channel

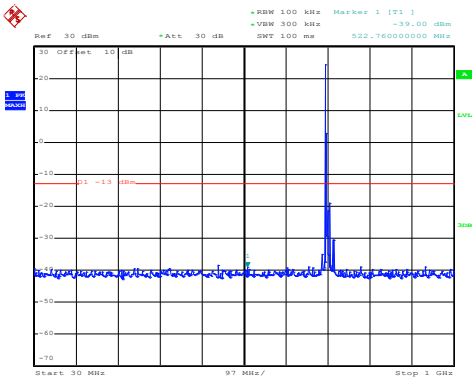

Date: 31.MAR.2020 05:01:08

30MHz~1GHz

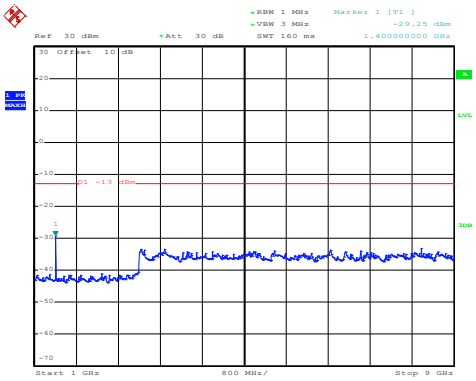

Date: 31.MAR.2020 04:59:39

1GHz~9GHz

High channel

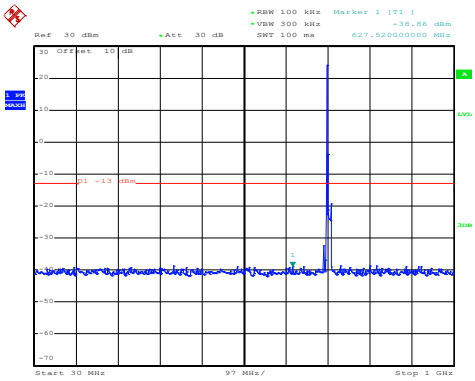

Date: 31.MAR.2020 05:00:41

30MHz~1GHz

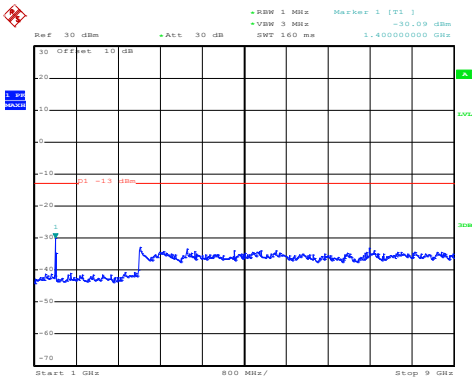

Date: 31.MAR.2020 04:59:58

1GHz~9GHz

LTE Band 17 part:

LTE Band 17: 16 QAM & RB Size 1
BW: 5MHz
Lowest channel

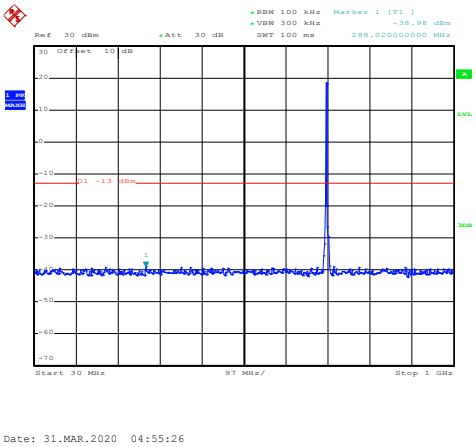

30MHz~1GHz

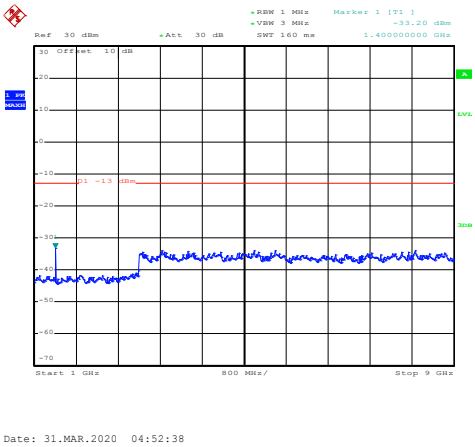

1GHz~9GHz

Middle channel

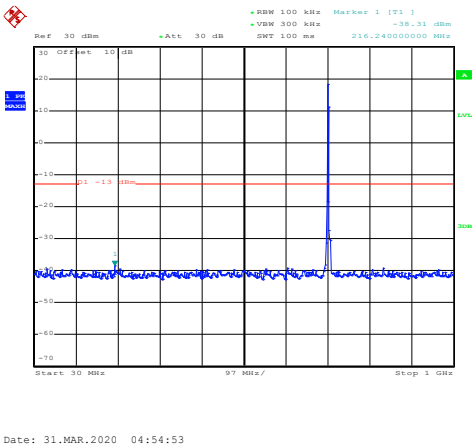

30MHz~1GHz

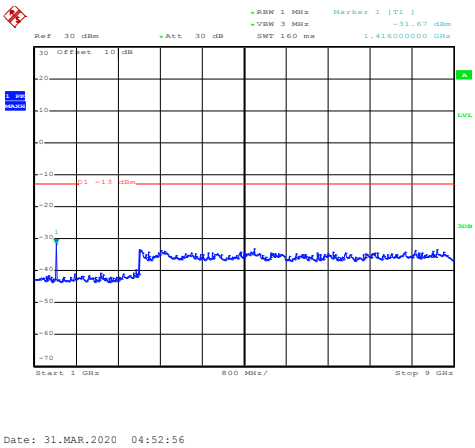

1GHz~9GHz

High channel

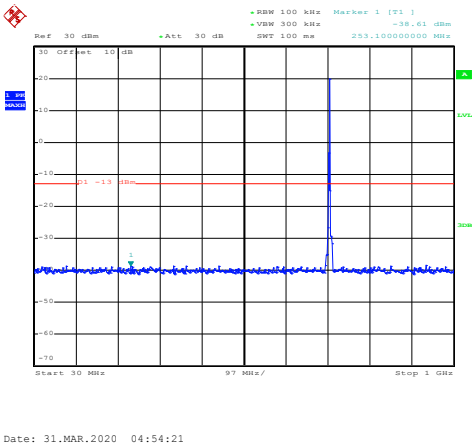

30MHz~1GHz

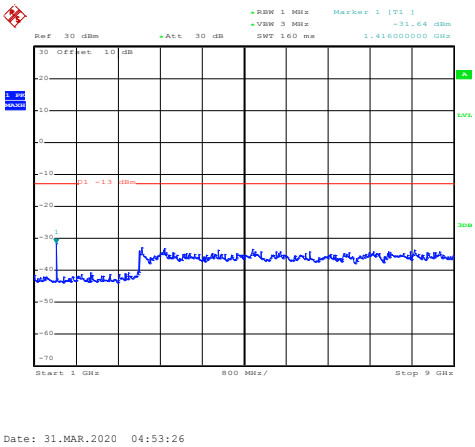

1GHz~9GHz

LTE Band 17: QPSK & RB Size 1
BW: 5MHz
Lowest channel

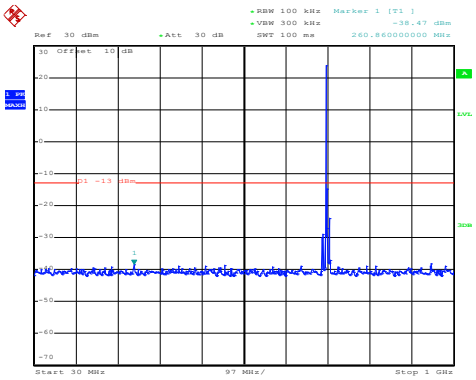

Date: 31.MAR.2020 04:55:11

30MHz~1GHz

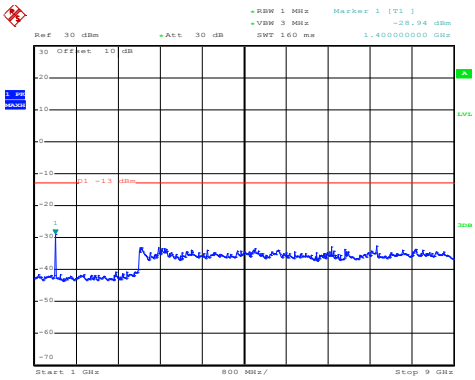

Date: 31.MAR.2020 04:52:32

1GHz~9GHz

Middle channel

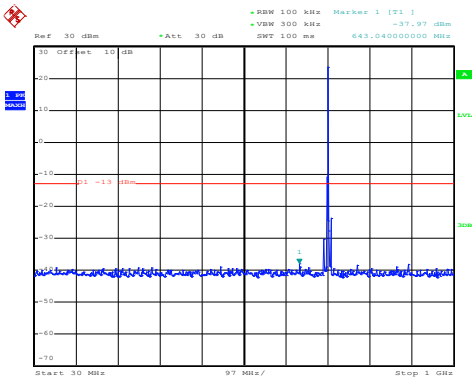

Date: 31.MAR.2020 04:54:45

30MHz~1GHz

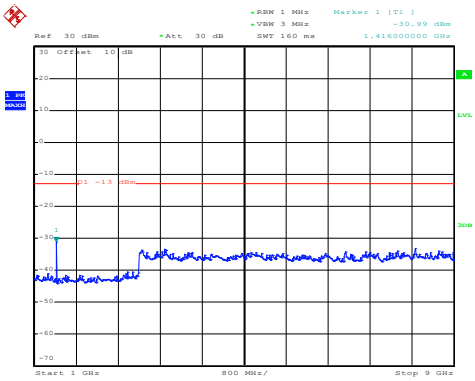

Date: 31.MAR.2020 04:52:48

1GHz~9GHz

High channel

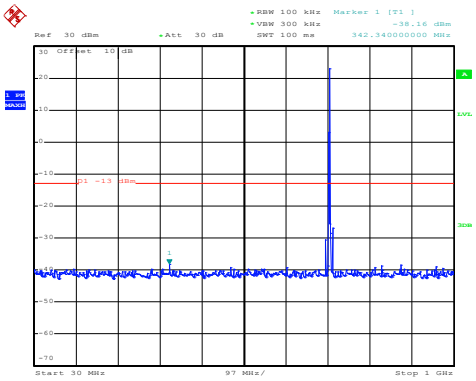

Date: 31.MAR.2020 04:54:29

30MHz~1GHz

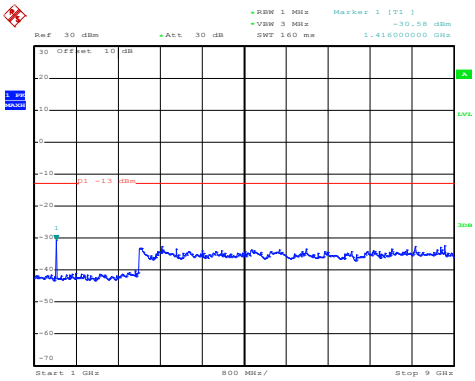

Date: 31.MAR.2020 04:53:18

1GHz~9GHz

LTE Band 17: 16 QAM & RB Size 1
BW: 10MHz
Lowest channel

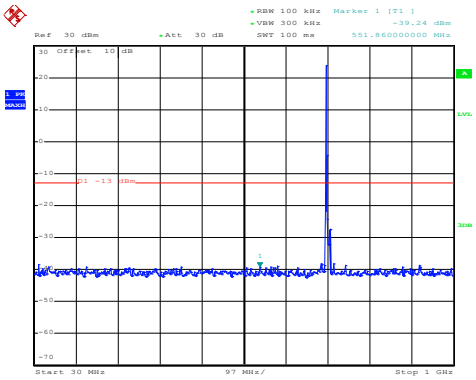

Date: 31.MAR.2020 04:48:59

30MHz~1GHz

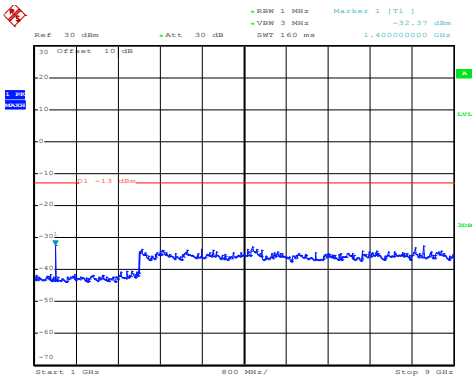

Date: 31.MAR.2020 04:51:58

1GHz~9GHz

Middle channel

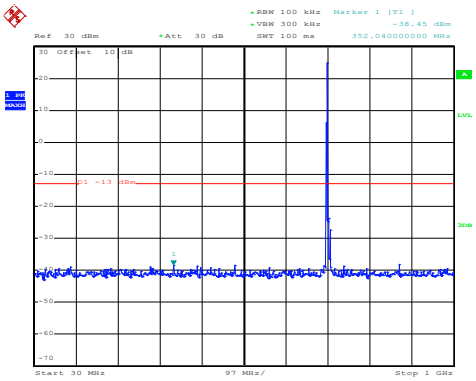

Date: 31.MAR.2020 04:49:32

30MHz~1GHz

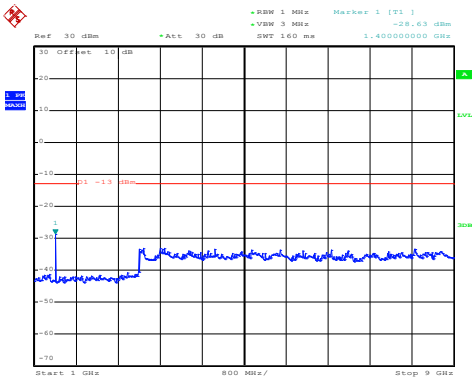

Date: 31.MAR.2020 04:51:34

1GHz~9GHz

High channel

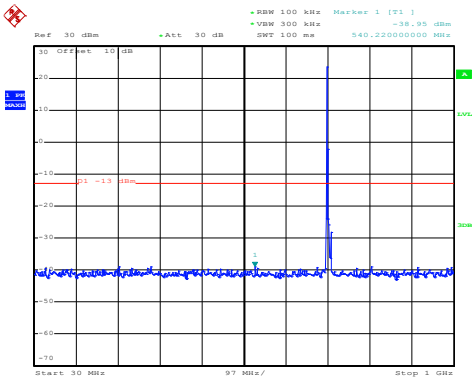

Date: 31.MAR.2020 04:49:56

30MHz~1GHz

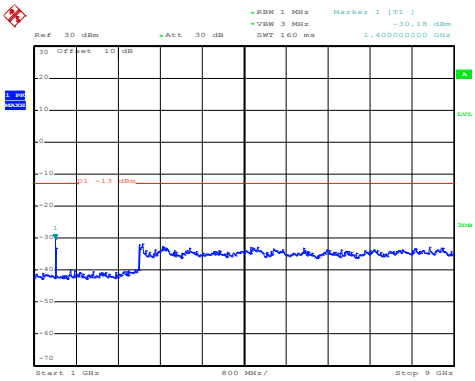

Date: 31.MAR.2020 04:51:05

1GHz~9GHz

LTE Band 17: QPSK & RB Size 1
BW: 10MHz
Lowest channel

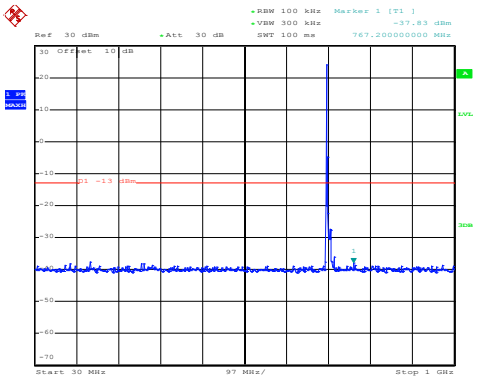

Date: 31.MAR.2020 04:48:26

30MHz~1GHz

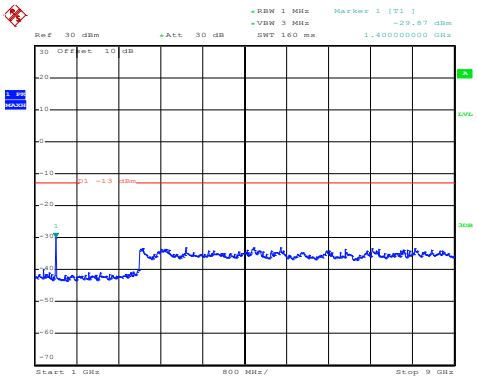

Date: 31.MAR.2020 04:51:50

1GHz~9GHz

Middle channel

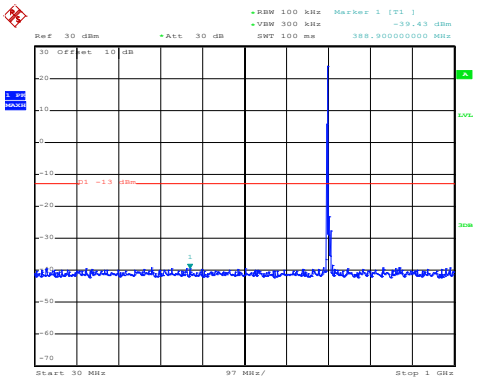

Date: 31.MAR.2020 04:49:21

30MHz~1GHz

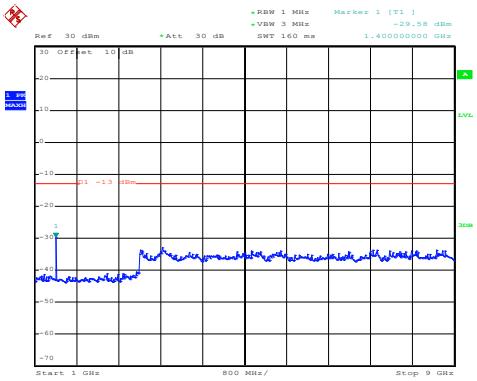

Date: 31.MAR.2020 04:51:24

1GHz~9GHz

High channel

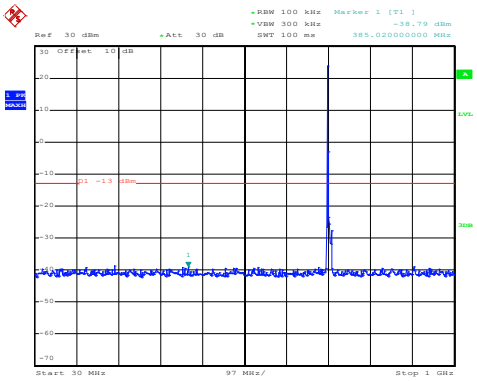

Date: 31.MAR.2020 04:49:47

30MHz~1GHz

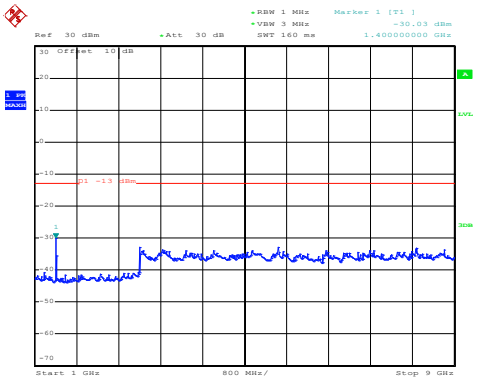

Date: 31.MAR.2020 04:51:11

1GHz~9GHz

LTE Band 66 part:

LTE Band66: 16 QAM & RB Size 1
BW: 1.4MHz
Lowest channel

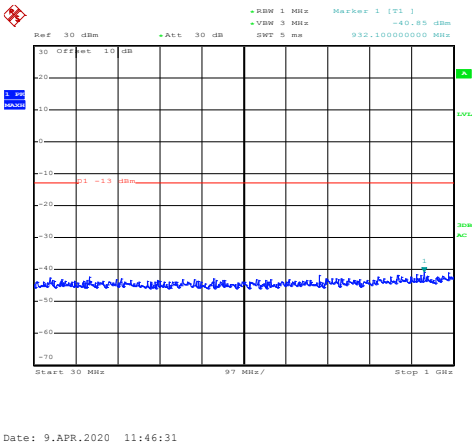

30MHz~1GHz

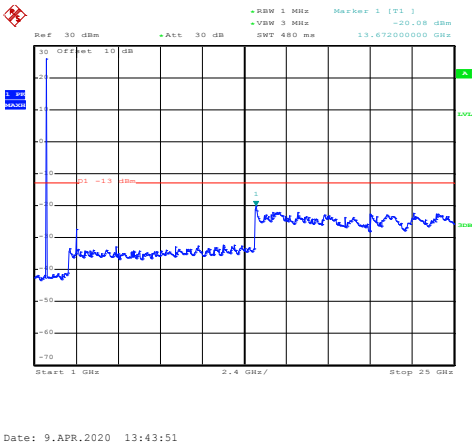

1GHz~25GHz

Middle channel

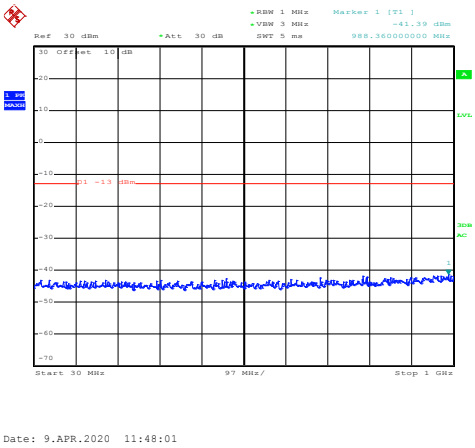

30MHz~1GHz

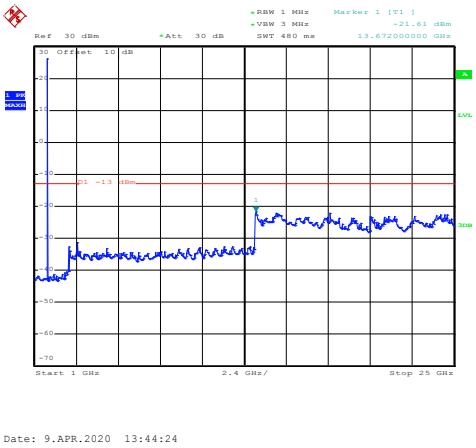

1GHz~25GHz

High channel

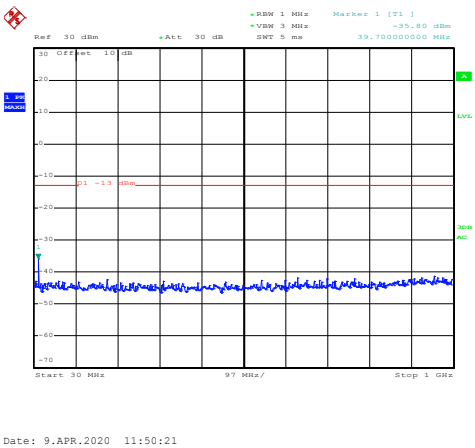

30MHz~1GHz

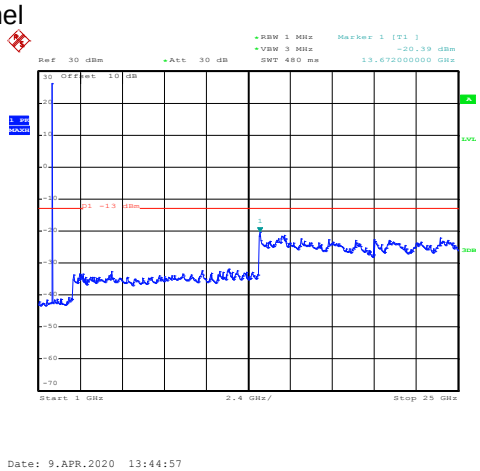

1GHz~25GHz

LTE Band 66: QPSK & RB Size 1
BW: 1.4MHz
Lowest channel

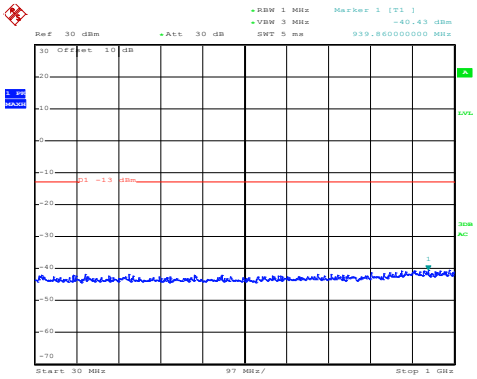

30MHz~1GHz

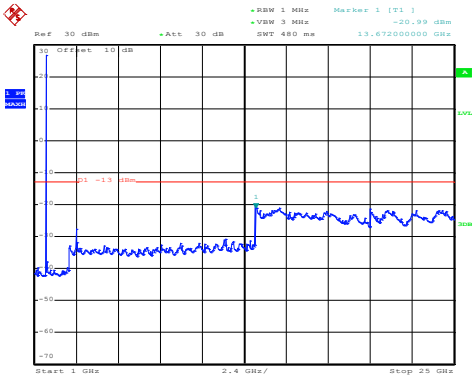

1GHz~25GHz

Middle channel

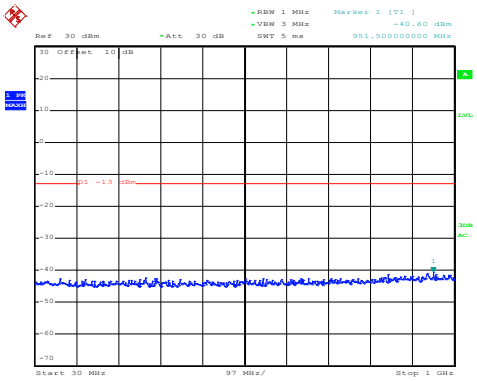

30MHz~1GHz

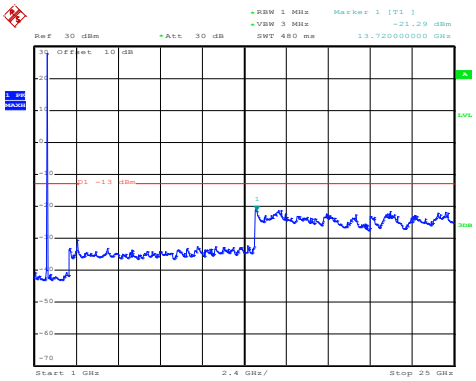

1GHz~25GHz

High channel

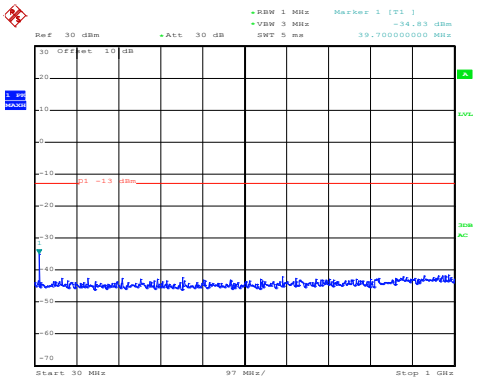

30MHz~1GHz

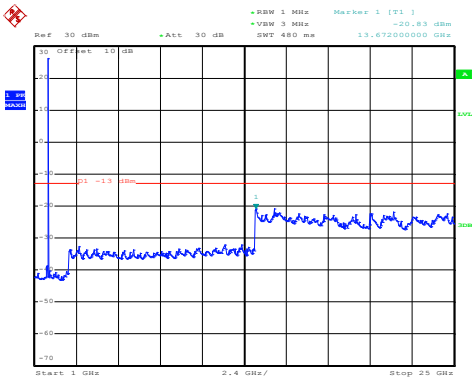

1GHz~25GHz

LTE Band 66: 16 QAM & RB Size 1
BW: 20MHz
Lowest channel

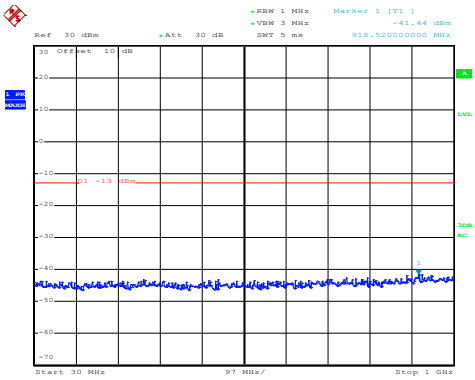

Date: 9.APR.2020 11:52:35

30MHz~1GHz

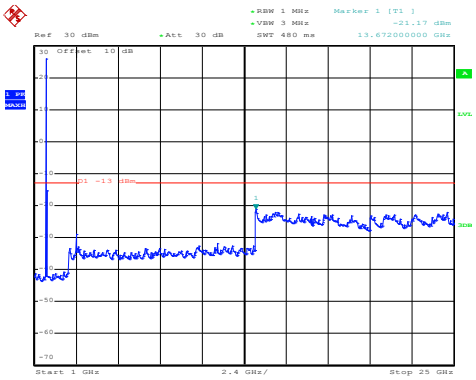

Date: 9.APR.2020 13:46:55

1GHz~25GHz

Middle channel

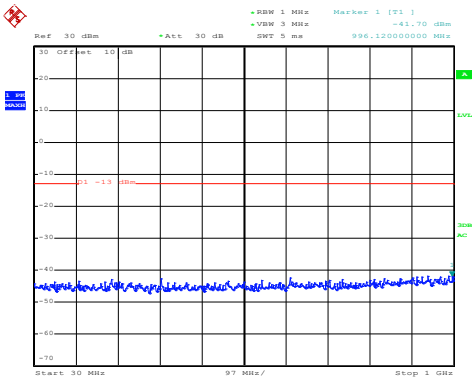

Date: 9.APR.2020 11:51:43

30MHz~1GHz

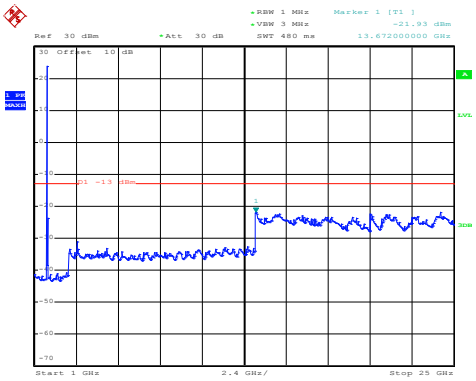

Date: 9.APR.2020 13:46:29

1GHz~25GHz

High channel

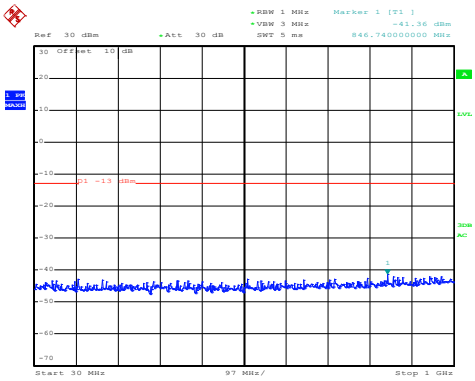

Date: 9.APR.2020 11:52:09

30MHz~1GHz

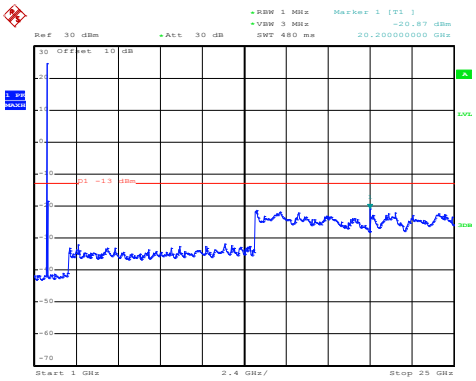

Date: 9.APR.2020 13:46:01

1GHz~25GHz

LTE Band 66: QPSK & RB Size 1
BW: 20MHz
Lowest channel

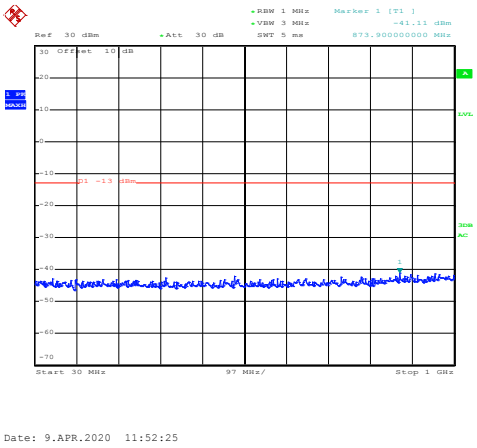

30MHz~1GHz

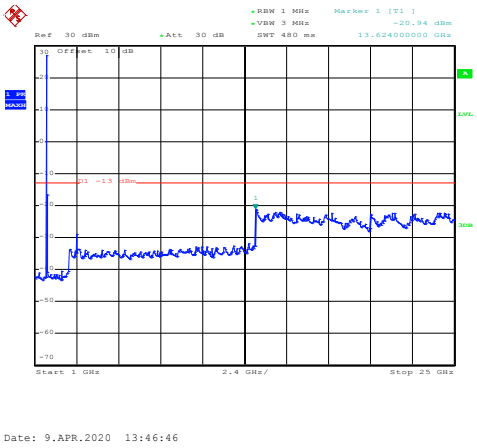

1GHz~25GHz

Middle channel

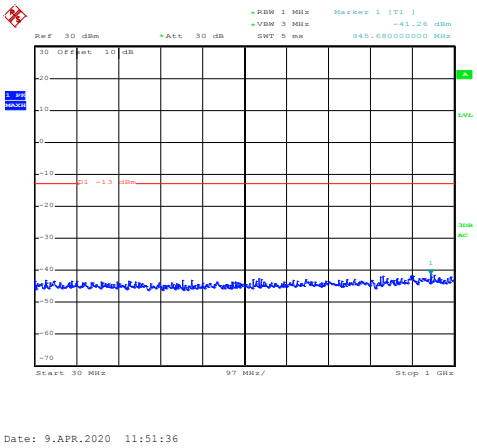

30MHz~1GHz

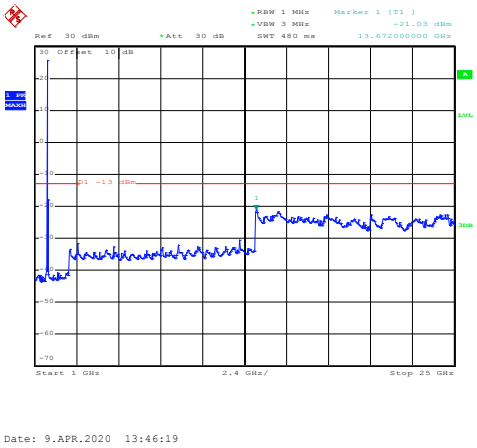

1GHz~25GHz

High channel

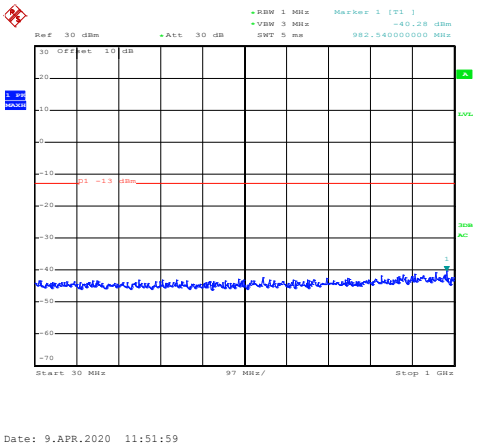

30MHz~1GHz

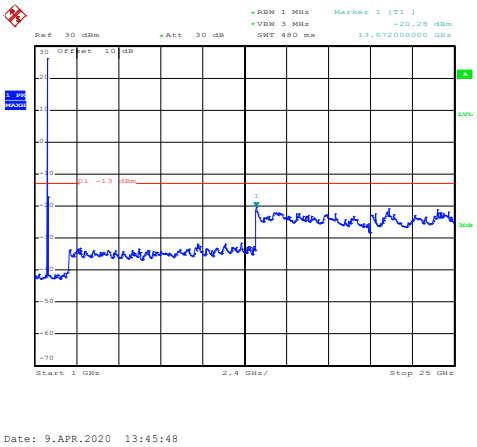

1GHz~25GHz

Band edge emission:

LTE Band 2 part:

LTE Band 2, BW: 1.4MHz
16QAM & RB Size 1

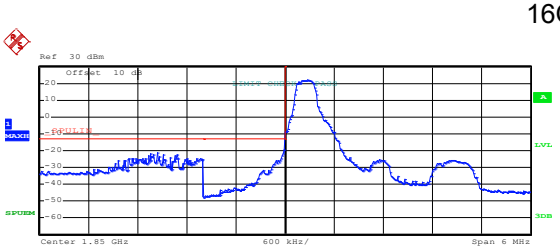

Start [Hz]	Stop [Hz]	RBW [Hz]	Freq [Hz]	PwrAbs [dBm]	ΔLimit [dB]
1.847 G	1.849 G	1.00 M	1.848434 G	-21.09	-8.09
1.849 G	1.850 G	30.00 k	1.849993 G	-19.27	-6.27
1.850 G	1.853 G	100.00 k	1.850270 G	21.90	-11.10

Date: 31.MAR.2020 03:35:05

Lowest channel

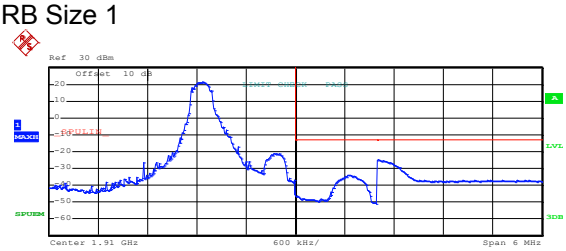

Start [Hz]	Stop [Hz]	RBW [Hz]	Freq [Hz]	PwrAbs [dBm]	ΔLimit [dB]
1.907 G	1.910 G	100.00 k	1.908866 G	21.34	-11.66
1.910 G	1.911 G	30.00 k	1.910653 G	-33.80	-20.80
1.911 G	1.913 G	1.00 M	1.911006 G	-24.80	-11.80

Date: 31.MAR.2020 03:40:31

Highest channel

16QAM & RB Size 6

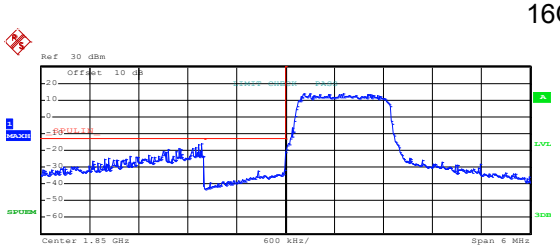

Start [Hz]	Stop [Hz]	RBW [Hz]	Freq [Hz]	PwrAbs [dBm]	ΔLimit [dB]
1.847 G	1.849 G	1.00 M	1.848968 G	-15.86	-2.86
1.849 G	1.850 G	30.00 k	1.849992 G	-32.05	-19.05
1.850 G	1.853 G	100.00 k	1.850705 G	13.76	-19.24

Date: 31.MAR.2020 03:37:38

Lowest channel

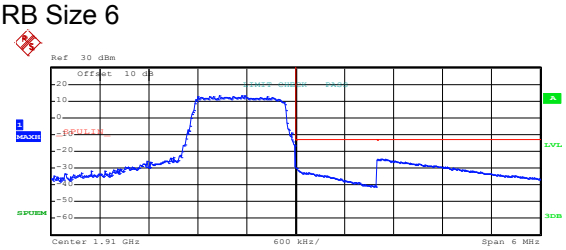

Start [Hz]	Stop [Hz]	RBW [Hz]	Freq [Hz]	PwrAbs [dBm]	ΔLimit [dB]
1.907 G	1.910 G	100.00 k	1.909373 G	13.30	-19.70
1.910 G	1.911 G	30.00 k	1.910008 G	-30.10	-17.10
1.911 G	1.913 G	1.00 M	1.911042 G	-24.63	-11.63

Date: 31.MAR.2020 03:38:33

Highest channel

LTE Band 2, BW: 1.4MHz

QPSK & RB Size 1

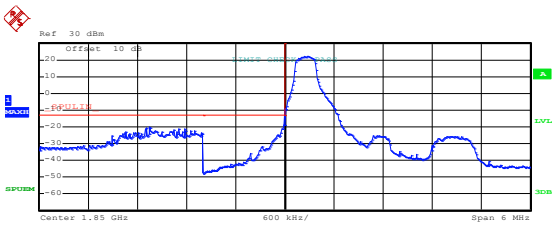

Start [Hz]	Stop [Hz]	RBW [Hz]	Freq [Hz]	PwrAbs [dBm]	ΔLimit [dB]
1.847 G	1.849 G	1.00 M	1.848340 G	-19.80	-6.80
1.849 G	1.850 G	30.00 k	1.849997 G	-18.97	-5.97
1.850 G	1.853 G	100.00 k	1.850273 G	22.09	-10.91

Date: 31.MAR.2020 03:34:38

Lowest channel

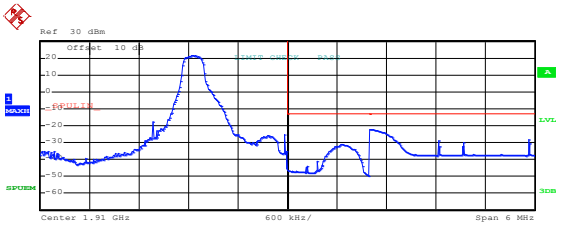

Start [Hz]	Stop [Hz]	RBW [Hz]	Freq [Hz]	PwrAbs [dBm]	ΔLimit [dB]
1.907 G	1.910 G	100.00 k	1.908887 G	21.62	-11.38
1.910 G	1.911 G	30.00 k	1.910653 G	-30.83	-17.83
1.911 G	1.913 G	1.00 M	1.911002 G	-22.26	-9.26

Date: 31.MAR.2020 03:39:19

Highest channel

QPSK & RB Size 6

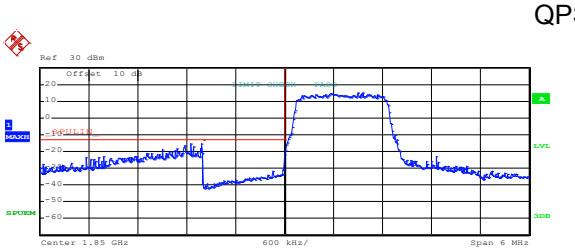

Start [Hz]	Stop [Hz]	RBW [Hz]	Freq [Hz]	PwrAbs [dBm]	ΔLimit [dB]
1.847 G	1.849 G	1.00 M	1.848976 G	-15.14	-2.14
1.849 G	1.850 G	30.00 k	1.849968 G	-31.16	-18.16
1.850 G	1.853 G	100.00 k	1.850954 G	15.14	-17.86

Date: 31.MAR.2020 03:37:28

Lowest channel

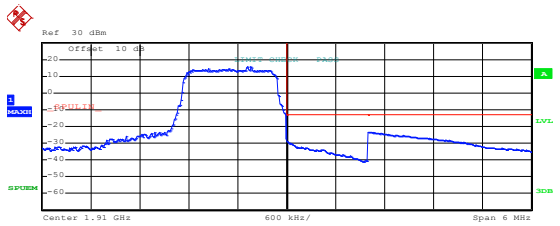

Start [Hz]	Stop [Hz]	RBW [Hz]	Freq [Hz]	PwrAbs [dBm]	ΔLimit [dB]
1.907 G	1.910 G	100.00 k	1.909559 G	15.48	-17.52
1.910 G	1.911 G	30.00 k	1.910008 G	-29.26	-16.26
1.911 G	1.913 G	1.00 M	1.911000 G	-23.23	-10.23

Date: 31.MAR.2020 03:38:26

Highest channel

LTE Band 2, BW: 20MHz
16QAM & RB Size 1

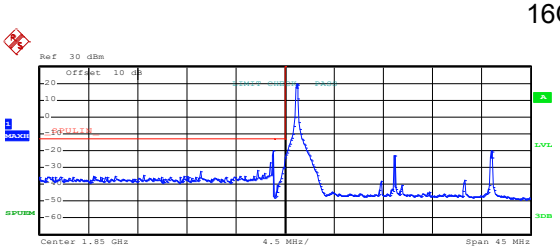

Start [Hz]	Stop [Hz]	RBW [Hz]	Freq [Hz]	PwrAbs [dBm]	ΔLimit [dB]
1.827 G	1.849 G	1.00 M	1.848914 G	-20.26	-7.26
1.849 G	1.850 G	30.00 k	1.849952 G	-30.33	-17.33
1.850 G	1.873 G	100.00 k	1.851080 G	19.87	-13.13

Date: 31.MAR.2020 03:43:16

Lowest channel

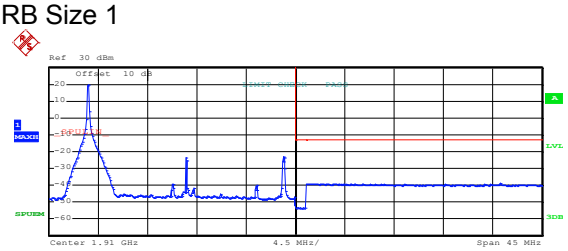

Start [Hz]	Stop [Hz]	RBW [Hz]	Freq [Hz]	PwrAbs [dBm]	ΔLimit [dB]
1.888 G	1.910 G	100.00 k	1.891100 G	19.89	-13.11
1.910 G	1.911 G	30.00 k	1.910177 G	-53.01	-40.01
1.911 G	1.933 G	1.00 M	1.928695 G	-39.00	-26.00

Date: 31.MAR.2020 03:41:45

Highest channel

16QAM & RB Size 100

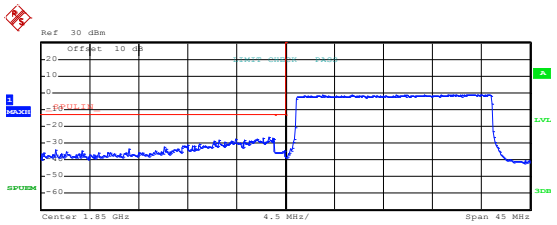

Start [Hz]	Stop [Hz]	RBW [Hz]	Freq [Hz]	PwrAbs [dBm]	ΔLimit [dB]
1.827 G	1.849 G	1.00 M	1.848441 G	-26.47	-13.47
1.849 G	1.850 G	300.00 k	1.849984 G	-34.35	-21.35
1.850 G	1.873 G	100.00 k	1.868000 G	-1.02	-34.02

Date: 31.MAR.2020 03:42:46

Lowest channel

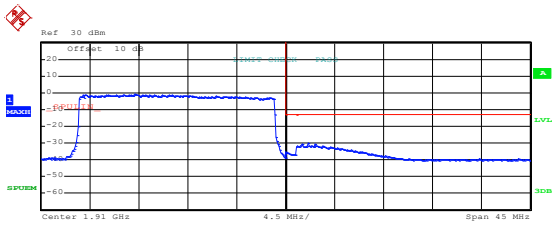

Start [Hz]	Stop [Hz]	RBW [Hz]	Freq [Hz]	PwrAbs [dBm]	ΔLimit [dB]
1.888 G	1.910 G	100.00 k	1.896095 G	-8.80	-33.80
1.910 G	1.911 G	300.00 k	1.910008 G	-35.45	-22.45
1.911 G	1.933 G	1.00 M	1.912075 G	-30.08	-17.08

Date: 31.MAR.2020 03:42:12

Highest channel

LTE Band 2, BW: 20MHz

QPSK & RB Size 1

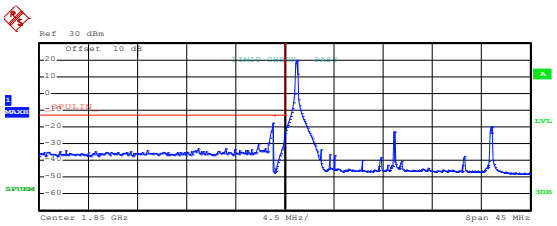

Start [Hz]	Stop [Hz]	RBW [Hz]	Freq [Hz]	PwrAbs [dBm]	ΔLimit [dB]
1.827 G	1.849 G	1.00 M	1.848936 G	-17.79	-4.79
1.849 G	1.850 G	30.00 k	1.849976 G	-29.74	-16.74
1.850 G	1.873 G	100.00 k	1.851080 G	19.84	-13.16

Date: 31.MAR.2020 03:43:09

Lowest channel

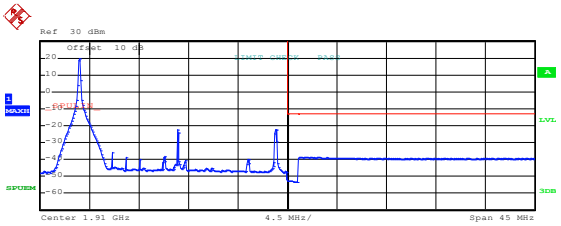

Start [Hz]	Stop [Hz]	RBW [Hz]	Freq [Hz]	PwrAbs [dBm]	ΔLimit [dB]
1.888 G	1.910 G	100.00 k	1.891100 G	20.00	-13.00
1.910 G	1.911 G	30.00 k	1.910323 G	-52.46	-39.46
1.911 G	1.933 G	1.00 M	1.912720 G	-38.66	-25.66

Date: 31.MAR.2020 03:41:39

Highest channel

QPSK & RB Size 100

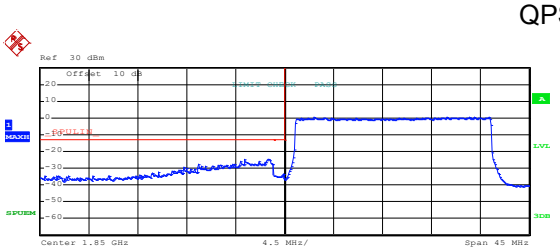

Start [Hz]	Stop [Hz]	RBW [Hz]	Freq [Hz]	PwrAbs [dBm]	ΔLimit [dB]
1.827 G	1.849 G	1.00 M	1.848441 G	-24.46	-11.46
1.849 G	1.850 G	300.00 k	1.849992 G	-33.43	-20.43
1.850 G	1.873 G	100.00 k	1.866988 G	0.43	-32.57

Date: 31.MAR.2020 03:42:41

Lowest channel

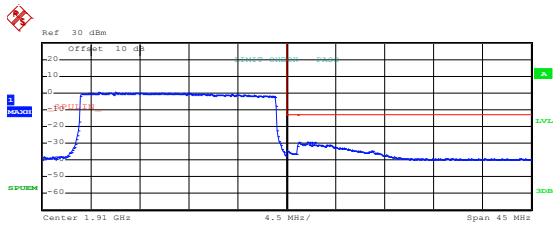

Start [Hz]	Stop [Hz]	RBW [Hz]	Freq [Hz]	PwrAbs [dBm]	ΔLimit [dB]
1.888 G	1.910 G	100.00 k	1.894205 G	0.31	-32.69
1.910 G	1.911 G	300.00 k	1.910008 G	-34.53	-21.53
1.911 G	1.933 G	1.00 M	1.911903 G	-29.34	-16.34

Date: 31.MAR.2020 03:42:07

Highest channel

LTE Band 4 part:

LTE Band 4, BW: 1.4MHz
16QAM & RB Size 1

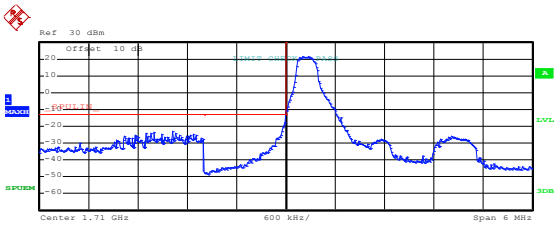

Start [Hz]	Stop [Hz]	RBW [Hz]	Freq [Hz]	PwrAbs [dBm]	ΔLimit [dB]
1.707 G	1.709 G	1.00 M	1.708624 G	-23.12	-10.12
1.709 G	1.710 G	30.00 k	1.709995 G	-17.75	-4.75
1.710 G	1.713 G	100.00 k	1.710279 G	21.62	-11.38

Date: 31.MAR.2020 03:44:16

Lowest channel

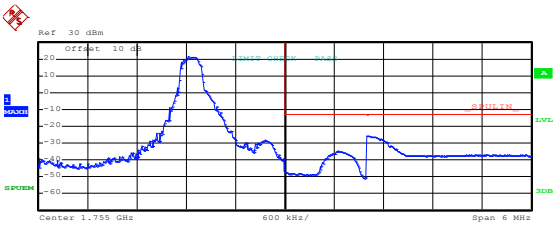

Start [Hz]	Stop [Hz]	RBW [Hz]	Freq [Hz]	PwrAbs [dBm]	ΔLimit [dB]
1.752 G	1.755 G	100.00 k	1.753818 G	21.25	-11.75
1.755 G	1.756 G	30.00 k	1.755645 G	-34.79	-21.79
1.756 G	1.758 G	1.00 M	1.756010 G	-25.69	-12.69

Date: 31.MAR.2020 03:46:39

Highest channel

16QAM & RB Size 6

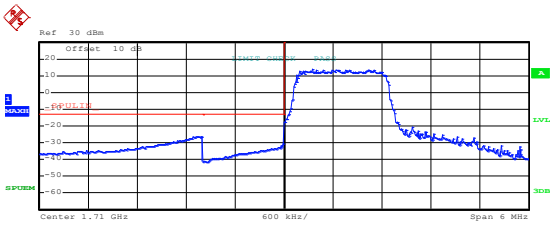

Start [Hz]	Stop [Hz]	RBW [Hz]	Freq [Hz]	PwrAbs [dBm]	ΔLimit [dB]
1.707 G	1.709 G	1.00 M	1.709000 G	-26.30	-13.30
1.709 G	1.710 G	30.00 k	1.709992 G	-30.95	-17.95
1.710 G	1.713 G	100.00 k	1.710345 G	13.77	-19.23

Date: 31.MAR.2020 03:45:45

Lowest channel

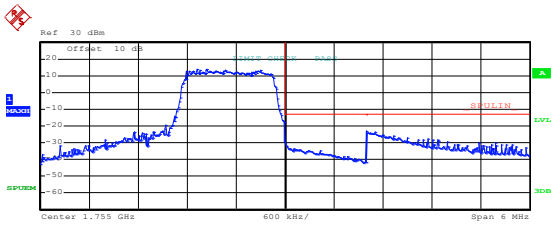

Start [Hz]	Stop [Hz]	RBW [Hz]	Freq [Hz]	PwrAbs [dBm]	ΔLimit [dB]
1.752 G	1.755 G	100.00 k	1.753923 G	13.76	-19.24
1.755 G	1.756 G	30.00 k	1.755008 G	-30.63	-17.63
1.756 G	1.758 G	1.00 M	1.756000 G	-22.90	-9.90

Date: 31.MAR.2020 03:46:24

Highest channel

LTE Band 4, BW: 1.4MHz

QPSK & RB Size 1

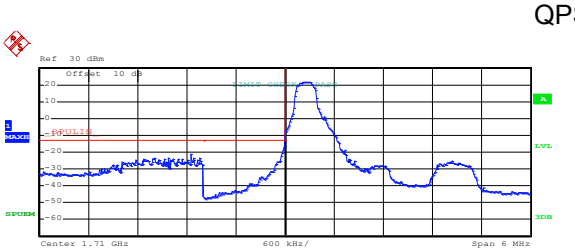

Start [Hz]	Stop [Hz]	RBW [Hz]	Freq [Hz]	PwrAbs [dBm]	ΔLimit [dB]
1.707 G	1.709 G	1.00 M	1.708850 G	-21.11	-8.11
1.709 G	1.710 G	30.00 k	1.709996 G	-16.86	-3.86
1.710 G	1.713 G	100.00 k	1.710273 G	21.74	-11.26

Date: 31.MAR.2020 03:44:09

Lowest channel

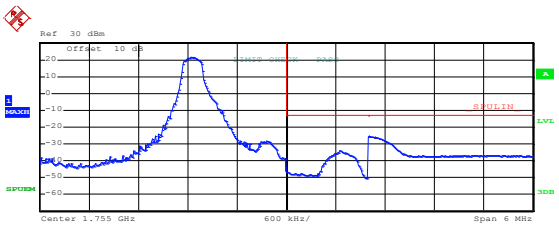

Start [Hz]	Stop [Hz]	RBW [Hz]	Freq [Hz]	PwrAbs [dBm]	ΔLimit [dB]
1.752 G	1.755 G	100.00 k	1.753839 G	21.73	-11.27
1.755 G	1.756 G	30.00 k	1.755653 G	-34.25	-21.25
1.756 G	1.758 G	1.00 M	1.756010 G	-25.56	-12.56

Date: 31.MAR.2020 03:46:34

Highest channel

QPSK & RB Size 6

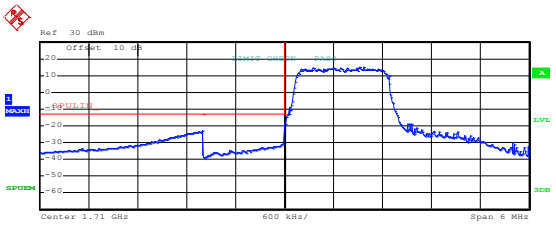

Start [Hz]	Stop [Hz]	RBW [Hz]	Freq [Hz]	PwrAbs [dBm]	ΔLimit [dB]
1.707 G	1.709 G	1.00 M	1.709000 G	-23.05	-10.05
1.709 G	1.710 G	30.00 k	1.709992 G	-30.17	-17.17
1.710 G	1.713 G	100.00 k	1.710966 G	15.33	-17.67

Date: 31.MAR.2020 03:45:39

Lowest channel

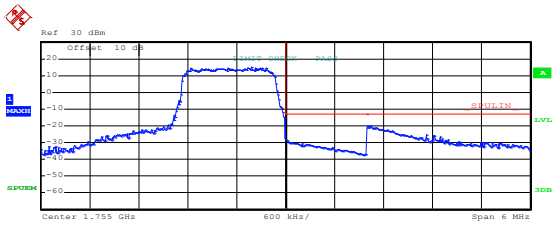

Start [Hz]	Stop [Hz]	RBW [Hz]	Freq [Hz]	PwrAbs [dBm]	ΔLimit [dB]
1.752 G	1.755 G	100.00 k	1.754583 G	14.91	-18.09
1.755 G	1.756 G	30.00 k	1.755008 G	-28.77	-15.77
1.756 G	1.758 G	1.00 M	1.756008 G	-19.90	-6.90

Date: 31.MAR.2020 03:46:18

Highest channel

LTE Band 4, BW: 20MHz

16QAM & RB Size 1

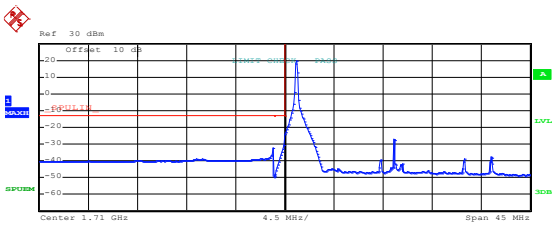

Start [Hz]	Stop [Hz]	RBW [Hz]	Freq [Hz]	PwrAbs [dBm]	ΔLimit [dB]
1.688 G	1.709 G	1.00 M	1.709000 G	-32.43	-19.43
1.709 G	1.710 G	30.00 k	1.709992 G	-30.59	-17.59
1.710 G	1.732 G	100.00 k	1.711103 G	19.63	-13.37

Date: 31.MAR.2020 03:48:34

Lowest channel

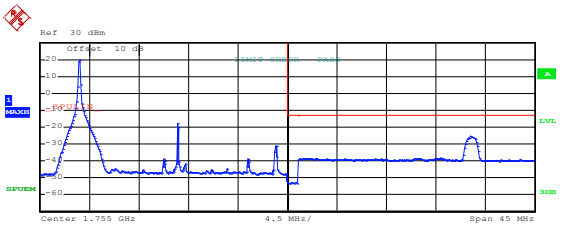

Start [Hz]	Stop [Hz]	RBW [Hz]	Freq [Hz]	PwrAbs [dBm]	ΔLimit [dB]
1.732 G	1.755 G	100.00 k	1.736077 G	19.48	-13.52
1.755 G	1.756 G	30.00 k	1.755323 G	-52.66	-39.66
1.756 G	1.778 G	1.00 M	1.771588 G	-25.45	-12.45

Date: 31.MAR.2020 03:47:17

Highest channel

16QAM & RB Size 100

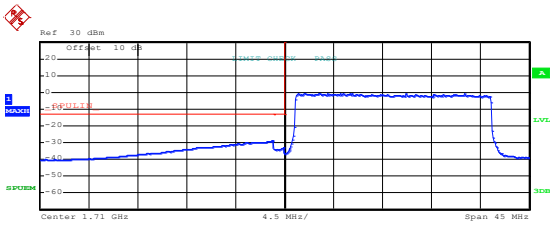

Start [Hz]	Stop [Hz]	RBW [Hz]	Freq [Hz]	PwrAbs [dBm]	ΔLimit [dB]
1.688 G	1.709 G	1.00 M	1.708827 G	-28.98	-15.98
1.709 G	1.710 G	300.00 k	1.709984 G	-33.00	-20.00
1.710 G	1.732 G	100.00 k	1.711778 G	-0.46	-33.46

Date: 31.MAR.2020 03:48:12

Lowest channel

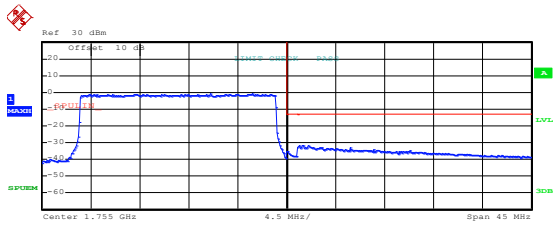

Start [Hz]	Stop [Hz]	RBW [Hz]	Freq [Hz]	PwrAbs [dBm]	ΔLimit [dB]
1.732 G	1.755 G	100.00 k	1.751872 G	-0.93	-33.93
1.755 G	1.756 G	300.00 k	1.755040 G	-35.29	-22.29
1.756 G	1.778 G	1.00 M	1.756925 G	-31.76	-18.76

Date: 31.MAR.2020 03:47:37

Highest channel

LTE Band 4, BW: 20MHz

QPSK & RB Size 1

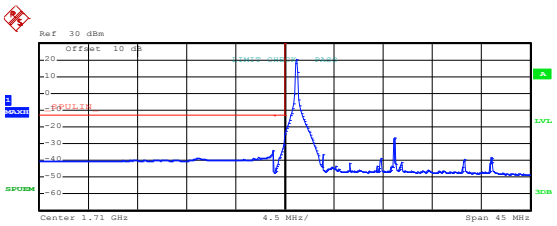

Start [Hz]	Stop [Hz]	RBW [Hz]	Freq [Hz]	PwrAbs [dBm]	ΔLimit [dB]
1.688 G	1.709 G	1.00 M	1.709000 G	-33.78	-20.78
1.709 G	1.710 G	30.00 k	1.709976 G	-30.38	-17.38
1.710 G	1.732 G	100.00 k	1.711080 G	20.15	-12.85

Date: 31.MAR.2020 03:48:27

Lowest channel

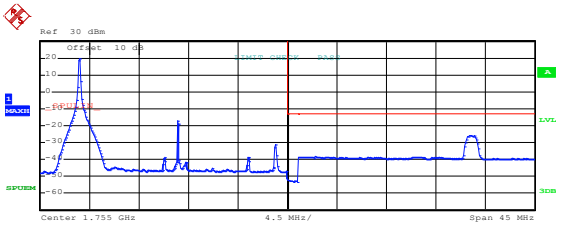

Start [Hz]	Stop [Hz]	RBW [Hz]	Freq [Hz]	PwrAbs [dBm]	ΔLimit [dB]
1.732 G	1.755 G	100.00 k	1.736077 G	19.69	-13.31
1.755 G	1.756 G	30.00 k	1.755024 G	-51.91	-38.91
1.756 G	1.778 G	1.00 M	1.771609 G	-25.77	-12.77

Date: 31.MAR.2020 03:47:11

Highest channel

QPSK & RB Size 100

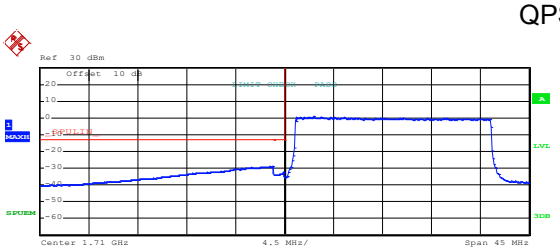

Start [Hz]	Stop [Hz]	RBW [Hz]	Freq [Hz]	PwrAbs [dBm]	ΔLimit [dB]
1.688 G	1.709 G	1.00 M	1.709000 G	-28.79	-15.79
1.709 G	1.710 G	300.00 k	1.709984 G	-32.33	-19.33
1.710 G	1.732 G	100.00 k	1.712700 G	0.79	-32.21

Date: 31.MAR.2020 03:48:06

Lowest channel

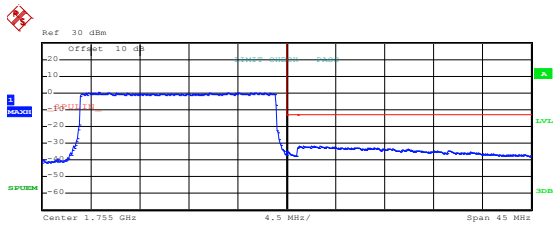

Start [Hz]	Stop [Hz]	RBW [Hz]	Freq [Hz]	PwrAbs [dBm]	ΔLimit [dB]
1.732 G	1.755 G	100.00 k	1.737720 G	0.35	-32.65
1.755 G	1.756 G	300.00 k	1.755008 G	-34.68	-21.68
1.756 G	1.778 G	1.00 M	1.758043 G	-31.60	-18.60

Date: 31.MAR.2020 03:47:32

Highest channel

LTE Band 5 part:

LTE Band 5, BW: 1.4MHz
16QAM & RB Size 1

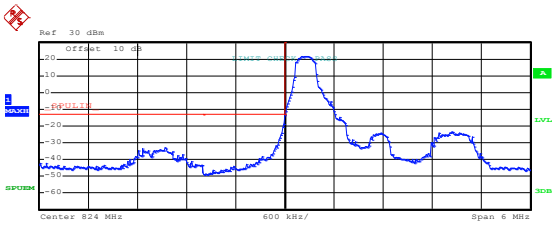

Start [Hz]	Stop [Hz]	RBW [Hz]	Freq [Hz]	PwrAbs [dBm]	ΔLimit [dB]
821.000 M	823.000 M	100.00 k	822.530000 M	-32.73	-19.73
823.000 M	824.000 M	30.00 k	823.992000 M	-18.57	-5.57
824.000 M	827.000 M	100.00 k	824.276000 M	21.78	-11.22

Date: 31.MAR.2020 03:49:35

Lowest channel

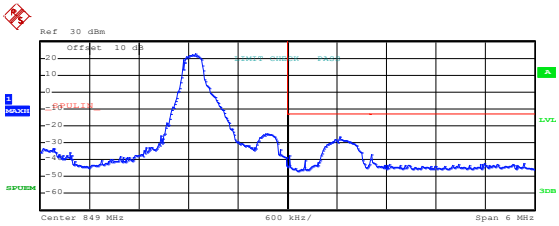

Start [Hz]	Stop [Hz]	RBW [Hz]	Freq [Hz]	PwrAbs [dBm]	ΔLimit [dB]
846.000 M	849.000 M	100.00 k	847.881000 M	22.42	-10.58
849.000 M	850.000 M	30.00 k	849.641000 M	-26.50	-13.50
850.000 M	852.000 M	100.00 k	850.014000 M	-37.04	-24.04

Date: 31.MAR.2020 03:50:55

Highest channel

16QAM & RB Size 6

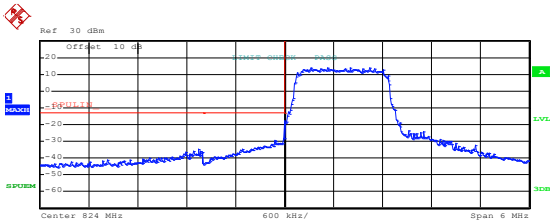

Start [Hz]	Stop [Hz]	RBW [Hz]	Freq [Hz]	PwrAbs [dBm]	ΔLimit [dB]
821.000 M	823.000 M	100.00 k	822.944000 M	-34.73	-21.73
823.000 M	824.000 M	30.00 k	823.989000 M	-28.18	-15.18
824.000 M	827.000 M	100.00 k	824.522000 M	14.09	-18.91

Date: 31.MAR.2020 03:49:50

Lowest channel

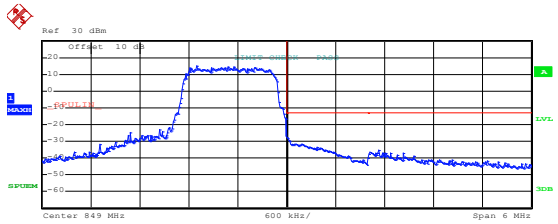

Start [Hz]	Stop [Hz]	RBW [Hz]	Freq [Hz]	PwrAbs [dBm]	ΔLimit [dB]
846.000 M	849.000 M	100.00 k	847.899000 M	14.94	-18.06
849.000 M	850.000 M	30.00 k	849.011000 M	-27.31	-14.31
850.000 M	852.000 M	100.00 k	850.122000 M	-35.49	-22.49

Date: 31.MAR.2020 03:50:14

Highest channel

LTE Band 5, BW: 1.4MHz

QPSK & RB Size 1

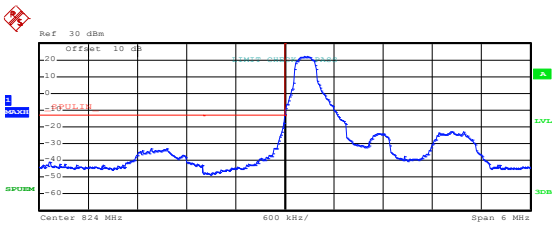

Start [Hz]	Stop [Hz]	RBW [Hz]	Freq [Hz]	PwrAbs [dBm]	ΔLimit [dB]
821.000 M	823.000 M	100.00 k	822.558000 M	-32.73	-19.73
823.000 M	824.000 M	30.00 k	823.999000 M	-17.93	-4.93
824.000 M	827.000 M	100.00 k	824.279000 M	21.98	-11.02

Date: 31.MAR.2020 03:49:29

Lowest channel

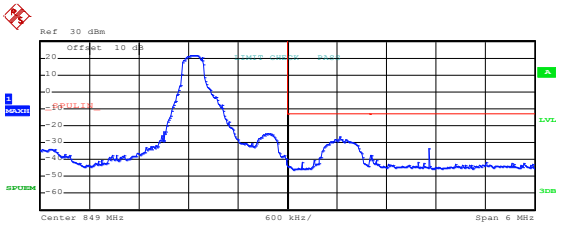

Start [Hz]	Stop [Hz]	RBW [Hz]	Freq [Hz]	PwrAbs [dBm]	ΔLimit [dB]
846.000 M	849.000 M	100.00 k	847.860000 M	21.79	-11.21
849.000 M	850.000 M	30.00 k	849.638000 M	-26.35	-13.35
850.000 M	852.000 M	100.00 k	850.710000 M	-33.60	-20.60

Date: 31.MAR.2020 03:50:47

Highest channel

QPSK & RB Size 6

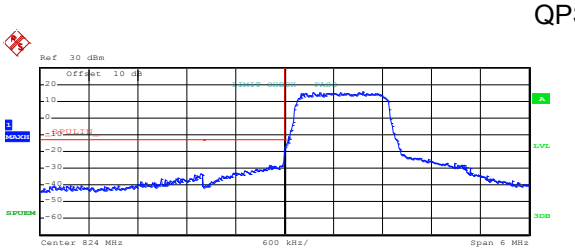

Start [Hz]	Stop [Hz]	RBW [Hz]	Freq [Hz]	PwrAbs [dBm]	ΔLimit [dB]
821.000 M	823.000 M	100.00 k	822.974000 M	-33.18	-20.18
823.000 M	824.000 M	30.00 k	823.989000 M	-26.73	-13.73
824.000 M	827.000 M	100.00 k	824.960000 M	15.41	-17.59

Date: 31.MAR.2020 03:49:44

Lowest channel

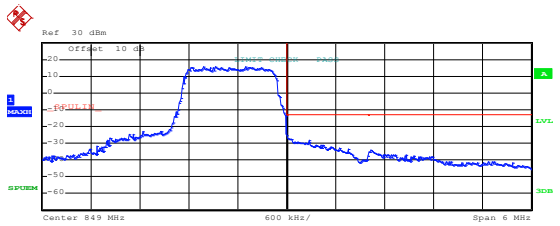

Start [Hz]	Stop [Hz]	RBW [Hz]	Freq [Hz]	PwrAbs [dBm]	ΔLimit [dB]
846.000 M	849.000 M	100.00 k	848.121000 M	15.70	-17.30
849.000 M	850.000 M	30.00 k	849.006000 M	-25.43	-12.43
850.000 M	852.000 M	100.00 k	850.036000 M	-34.20	-21.20

Date: 31.MAR.2020 03:50:09

Highest channel

LTE Band 5, BW: 10MHz
16QAM & RB Size 1

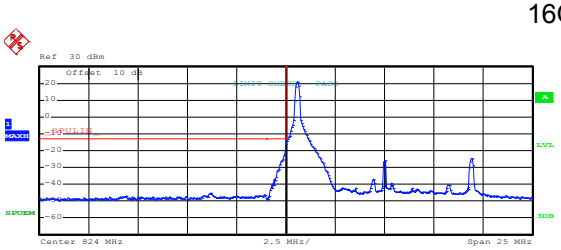

Start [Hz]	Stop [Hz]	RBW [Hz]	Freq [Hz]	PwrAbs [dBm]	Δ Limit [dB]
811.500 M	823.000 M	100.00 k	820.182500 M	-45.12	-32.12
823.000 M	824.000 M	30.00 k	823.919355 M	-21.61	-8.61
824.000 M	836.500 M	100.00 k	824.600000 M	20.94	-12.06

Date: 31.MAR.2020 03:53:32

Lowest channel

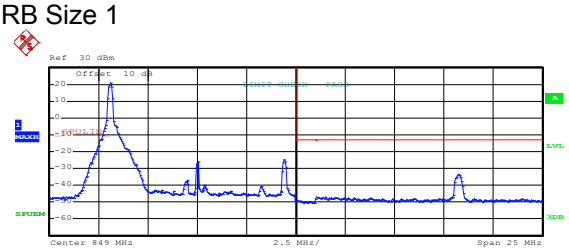

Start [Hz]	Stop [Hz]	RBW [Hz]	Freq [Hz]	PwrAbs [dBm]	Δ Limit [dB]
836.500 M	849.000 M	100.00 k	839.587500 M	20.80	-12.20
849.000 M	850.000 M	30.00 k	849.163000 M	-48.10	-35.10
850.000 M	861.500 M	100.00 k	857.245000 M	-33.33	-20.33

Date: 31.MAR.2020 03:51:43

Highest channel

16QAM & RB Size 50

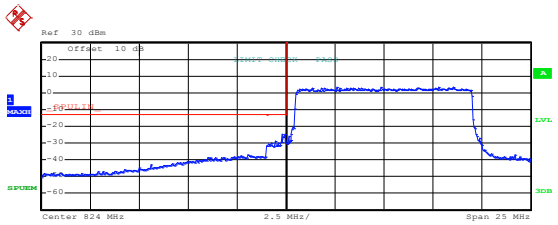

Start [Hz]	Stop [Hz]	RBW [Hz]	Freq [Hz]	PwrAbs [dBm]	Δ Limit [dB]
811.500 M	823.000 M	100.00 k	822.045500 M	-37.11	-24.11
823.000 M	824.000 M	300.00 k	823.919355 M	-24.39	-11.39
824.000 M	836.500 M	100.00 k	832.525000 M	3.33	-29.67

Date: 31.MAR.2020 03:53:13

Lowest channel

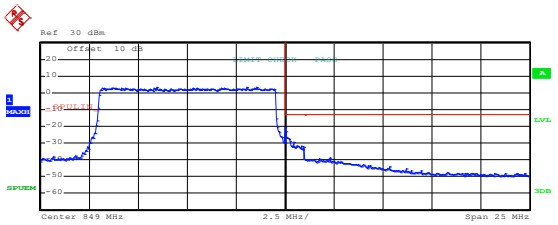

Start [Hz]	Stop [Hz]	RBW [Hz]	Freq [Hz]	PwrAbs [dBm]	Δ Limit [dB]
836.500 M	849.000 M	100.00 k	842.425000 M	3.38	-29.62
849.000 M	850.000 M	300.00 k	849.048387 M	-23.19	-10.19
850.000 M	861.500 M	100.00 k	851.265000 M	-38.67	-25.67

Date: 31.MAR.2020 03:52:26

Highest channel

LTE Band 5, BW: 10MHz

QPSK & RB Size 1

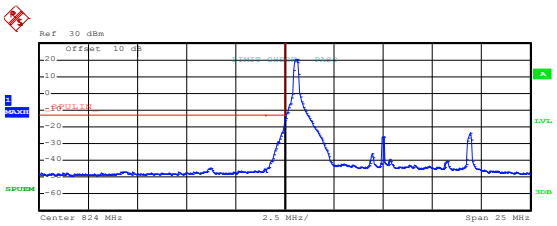

Start [Hz]	Stop [Hz]	RBW [Hz]	Freq [Hz]	PwrAbs [dBm]	ΔLimit [dB]
811.500 M	823.000 M	100.00 k	820.182500 M	-44.62	-31.62
823.000 M	824.000 M	30.00 k	823.983871 M	-21.05	-8.05
824.000 M	836.500 M	100.00 k	824.550000 M	20.55	-12.45

Date: 31.MAR.2020 03:53:27

Lowest channel

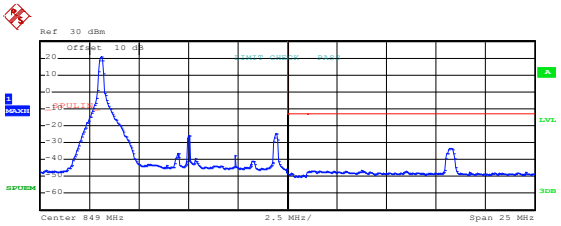

Start [Hz]	Stop [Hz]	RBW [Hz]	Freq [Hz]	PwrAbs [dBm]	ΔLimit [dB]
836.500 M	849.000 M	100.00 k	839.587500 M	20.99	-12.01
849.000 M	850.000 M	30.00 k	849.207000 M	-48.01	-35.01
850.000 M	861.500 M	100.00 k	857.222000 M	-33.36	-20.36

Date: 31.MAR.2020 03:51:37

Highest channel

QPSK & RB Size 50

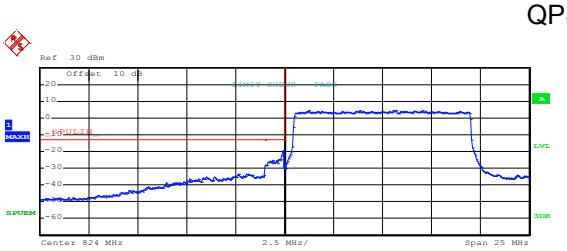

Start [Hz]	Stop [Hz]	RBW [Hz]	Freq [Hz]	PwrAbs [dBm]	ΔLimit [dB]
811.500 M	823.000 M	100.00 k	822.160500 M	-33.17	-20.17
823.000 M	824.000 M	300.00 k	823.975806 M	-19.27	-6.27
824.000 M	836.500 M	100.00 k	829.525000 M	4.58	-28.42

Date: 31.MAR.2020 03:53:07

Lowest channel

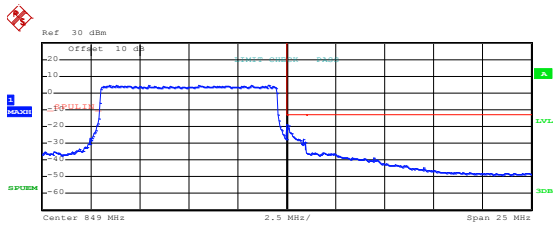

Start [Hz]	Stop [Hz]	RBW [Hz]	Freq [Hz]	PwrAbs [dBm]	ΔLimit [dB]
836.500 M	849.000 M	100.00 k	839.962500 M	4.50	-28.50
849.000 M	850.000 M	300.00 k	849.096774 M	-19.64	-6.64
850.000 M	861.500 M	100.00 k	850.000000 M	-34.37	-21.37

Date: 31.MAR.2020 03:52:22

Highest channel

LTE band 12 part:

LTE Band 12, BW: 1.4MHz
16QAM & RB Size 1

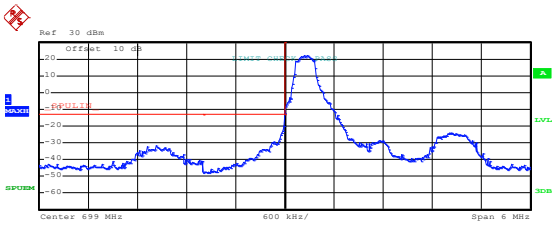

Start [Hz]	Stop [Hz]	RBW [Hz]	Freq [Hz]	PwrAbs [dBm]	ΔLimit [dB]
696.000 M	698.000 M	100.00 k	697.426000 M	-31.85	-18.85
698.000 M	699.000 M	30.00 k	698.997000 M	-20.84	-7.84
699.000 M	702.000 M	100.00 k	699.270000 M	21.96	-11.04

Date: 31.MAR.2020 03:54:28

Lowest channel

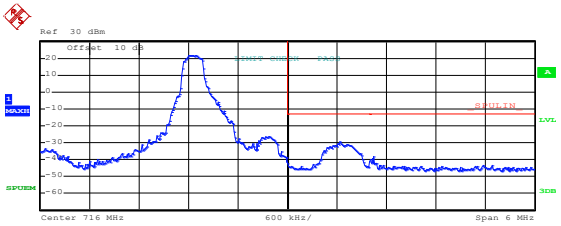

Start [Hz]	Stop [Hz]	RBW [Hz]	Freq [Hz]	PwrAbs [dBm]	ΔLimit [dB]
713.000 M	716.000 M	100.00 k	714.836000 M	21.77	-11.23
716.000 M	717.000 M	30.00 k	716.638000 M	-29.29	-16.29
717.000 M	719.000 M	100.00 k	717.048000 M	-38.27	-25.27

Date: 31.MAR.2020 03:55:24

Highest channel

16QAM & RB Size 6

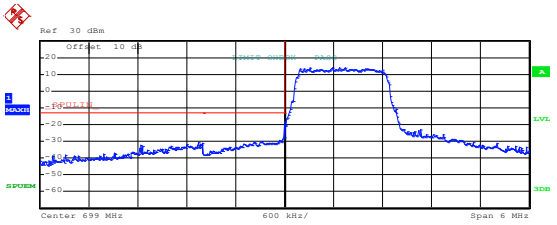

Start [Hz]	Stop [Hz]	RBW [Hz]	Freq [Hz]	PwrAbs [dBm]	ΔLimit [dB]
696.000 M	698.000 M	100.00 k	697.940000 M	-30.70	-17.70
698.000 M	699.000 M	30.00 k	698.997000 M	-27.59	-14.59
699.000 M	702.000 M	100.00 k	699.315000 M	14.21	-18.79

Date: 31.MAR.2020 03:54:41

Lowest channel

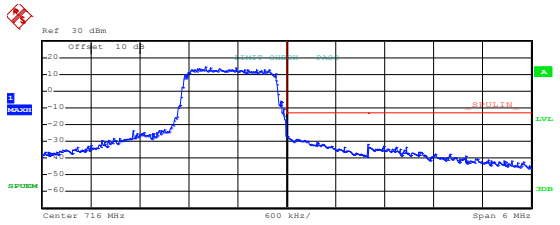

Start [Hz]	Stop [Hz]	RBW [Hz]	Freq [Hz]	PwrAbs [dBm]	ΔLimit [dB]
713.000 M	716.000 M	100.00 k	715.004000 M	14.32	-18.68
716.000 M	717.000 M	30.00 k	716.009000 M	-26.93	-13.93
717.000 M	719.000 M	100.00 k	717.000000 M	-31.69	-18.69

Date: 31.MAR.2020 03:55:11

Highest channel

LTE Band 12, BW: 1.4MHz

QPSK & RB Size 1

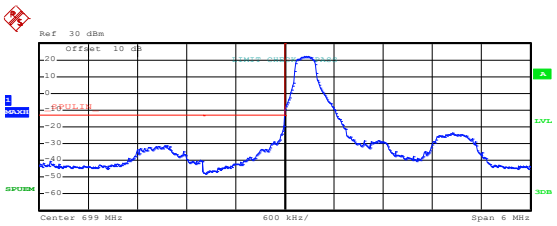

Start [Hz]	Stop [Hz]	RBW [Hz]	Freq [Hz]	PwrAbs [dBm]	ΔLimit [dB]
696.000 M	698.000 M	100.00 k	697.562000 M	-31.28	-18.28
698.000 M	699.000 M	30.00 k	698.999000 M	-19.69	-6.69
699.000 M	702.000 M	100.00 k	699.288000 M	22.15	-10.85

Date: 31.MAR.2020 03:54:23

Lowest channel

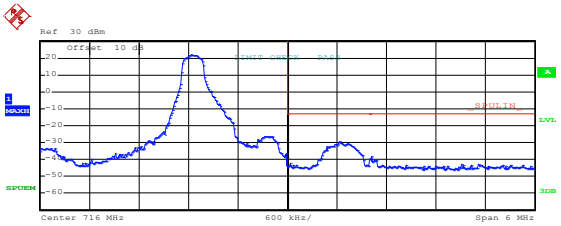

Start [Hz]	Stop [Hz]	RBW [Hz]	Freq [Hz]	PwrAbs [dBm]	ΔLimit [dB]
713.000 M	716.000 M	100.00 k	714.836000 M	22.05	-10.95
716.000 M	717.000 M	30.00 k	716.640000 M	-29.57	-16.57
717.000 M	719.000 M	100.00 k	717.016000 M	-38.38	-25.38

Date: 31.MAR.2020 03:55:20

Highest channel

QPSK & RB Size 6

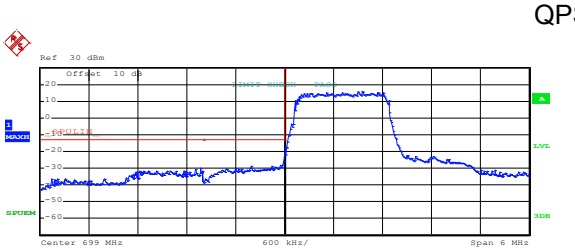

Start [Hz]	Stop [Hz]	RBW [Hz]	Freq [Hz]	PwrAbs [dBm]	ΔLimit [dB]
696.000 M	698.000 M	100.00 k	697.962000 M	-30.08	-17.08
698.000 M	699.000 M	30.00 k	698.996000 M	-25.70	-12.70
699.000 M	702.000 M	100.00 k	699.957000 M	15.93	-17.07

Date: 31.MAR.2020 03:54:36

Lowest channel

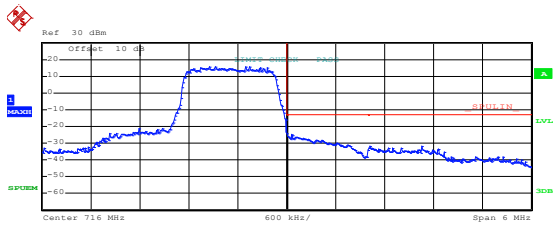

Start [Hz]	Stop [Hz]	RBW [Hz]	Freq [Hz]	PwrAbs [dBm]	ΔLimit [dB]
713.000 M	716.000 M	100.00 k	715.118000 M	15.81	-17.19
716.000 M	717.000 M	30.00 k	716.015000 M	-23.94	-10.94
717.000 M	719.000 M	100.00 k	717.658000 M	-31.82	-18.82

Date: 31.MAR.2020 03:55:07

Highest channel

LTE Band 12, BW: 10MHz

16QAM & RB Size 1

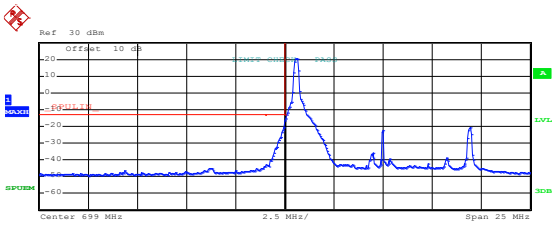

Start [Hz]	Stop [Hz]	RBW [Hz]	Freq [Hz]	PwrAbs [dBm]	ΔLimit [dB]
686.500 M	698.000 M	100.00 k	698.000000 M	-43.84	-30.84
698.000 M	699.000 M	30.00 k	698.943548 M	-20.61	-7.61
699.000 M	711.500 M	100.00 k	699.575000 M	20.48	-12.52

Date: 31.MAR.2020 03:57:50

Lowest channel

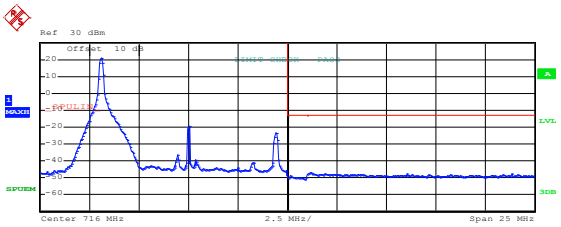

Start [Hz]	Stop [Hz]	RBW [Hz]	Freq [Hz]	PwrAbs [dBm]	ΔLimit [dB]
703.500 M	716.000 M	100.00 k	706.575000 M	20.90	-12.10
716.000 M	717.000 M	30.00 k	716.154000 M	-48.93	-35.93
717.000 M	728.500 M	100.00 k	717.161000 M	-46.72	-33.72

Date: 31.MAR.2020 03:56:10

Highest channel

16QAM & RB Size 50

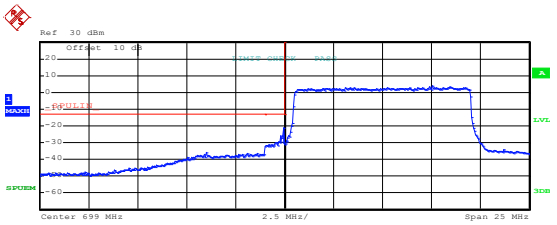

Start [Hz]	Stop [Hz]	RBW [Hz]	Freq [Hz]	PwrAbs [dBm]	ΔLimit [dB]
686.500 M	698.000 M	100.00 k	694.987000 M	-35.95	-22.95
698.000 M	699.000 M	300.00 k	698.983871 M	-21.75	-8.75
699.000 M	711.500 M	100.00 k	706.537500 M	3.86	-29.14

Date: 31.MAR.2020 03:57:30

Lowest channel

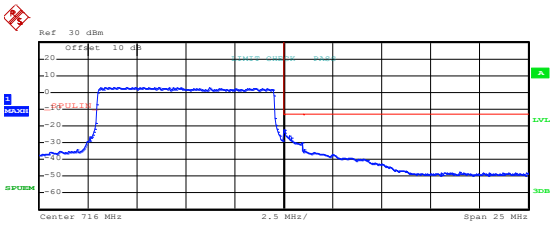

Start [Hz]	Stop [Hz]	RBW [Hz]	Freq [Hz]	PwrAbs [dBm]	ΔLimit [dB]
703.500 M	716.000 M	100.00 k	708.387500 M	3.07	-29.93
716.000 M	717.000 M	300.00 k	716.032258 M	-22.57	-9.57
717.000 M	728.500 M	100.00 k	717.057500 M	-34.30	-21.30

Date: 31.MAR.2020 03:56:50

Highest channel

LTE Band 12, BW: 10MHz

QPSK & RB Size 1

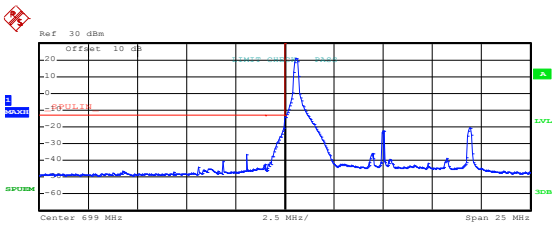

Start [Hz]	Stop [Hz]	RBW [Hz]	Freq [Hz]	PwrAbs [dBm]	ΔLimit [dB]
686.500 M	698.000 M	100.00 k	697.057000 M	-36.21	-23.21
698.000 M	699.000 M	30.00 k	698.983871 M	-21.60	-8.60
699.000 M	711.500 M	100.00 k	699.562500 M	20.99	-12.01

Date: 31.MAR.2020 03:57:44

Lowest channel

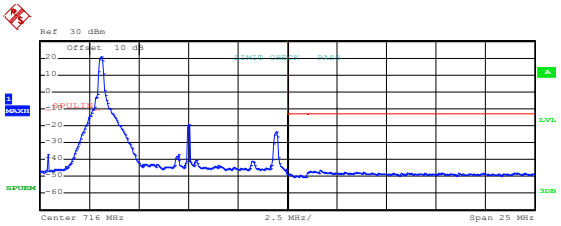

Start [Hz]	Stop [Hz]	RBW [Hz]	Freq [Hz]	PwrAbs [dBm]	ΔLimit [dB]
703.500 M	716.000 M	100.00 k	706.575000 M	20.84	-12.16
716.000 M	717.000 M	30.00 k	716.128000 M	-48.56	-35.56
717.000 M	728.500 M	100.00 k	717.655500 M	-46.37	-33.37

Date: 31.MAR.2020 03:56:18

Highest channel

QPSK & RB Size 50

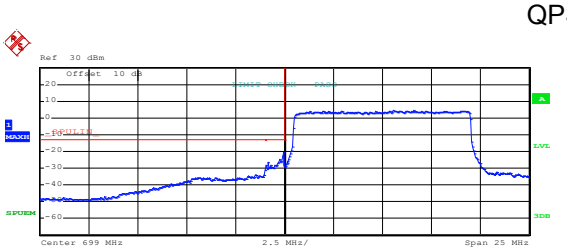

Start [Hz]	Stop [Hz]	RBW [Hz]	Freq [Hz]	PwrAbs [dBm]	ΔLimit [dB]
686.500 M	698.000 M	100.00 k	697.551500 M	-33.94	-20.94
698.000 M	699.000 M	300.00 k	698.983871 M	-20.33	-7.33
699.000 M	711.500 M	100.00 k	704.537500 M	4.41	-28.59

Date: 31.MAR.2020 03:57:25

Lowest channel

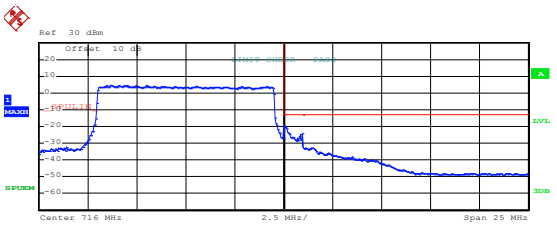

Start [Hz]	Stop [Hz]	RBW [Hz]	Freq [Hz]	PwrAbs [dBm]	ΔLimit [dB]
703.500 M	716.000 M	100.00 k	708.975000 M	4.72	-28.28
716.000 M	717.000 M	300.00 k	716.008065 M	-19.55	-6.55
717.000 M	728.500 M	100.00 k	717.115000 M	-31.89	-18.89

Date: 31.MAR.2020 03:56:45

Highest channel

LTE Band 17 part:

LTE Band 17, BW: 5MHz
16QAM & RB Size 1

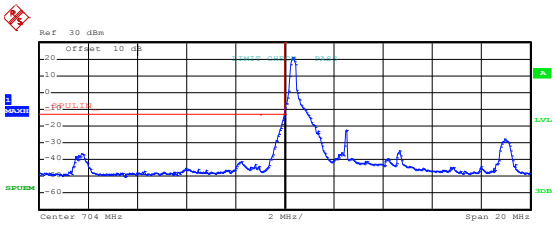

Start [Hz]	Stop [Hz]	RBW [Hz]	Freq [Hz]	PwrAbs [dBm]	ΔLimit [dB]
694.000 M	703.000 M	100.00 k	695.719000 M	-36.13	-23.13
703.000 M	704.000 M	30.00 k	703.967000 M	-14.66	-1.66
704.000 M	714.000 M	100.00 k	704.360000 M	21.21	-11.79

Date: 31.MAR.2020 04:28:39

Lowest channel

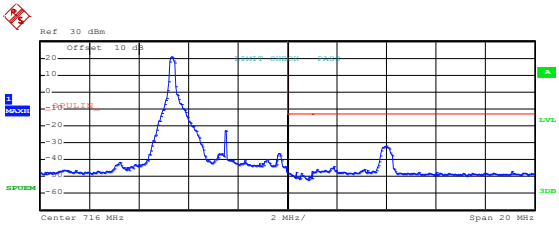

Start [Hz]	Stop [Hz]	RBW [Hz]	Freq [Hz]	PwrAbs [dBm]	ΔLimit [dB]
706.000 M	716.000 M	100.00 k	711.320000 M	20.72	-12.28
716.000 M	717.000 M	30.00 k	716.338710 M	-47.51	-34.51
717.000 M	726.000 M	100.00 k	719.979000 M	-31.97	-18.97

Date: 31.MAR.2020 04:31:08

Highest channel

16QAM & RB Size 25

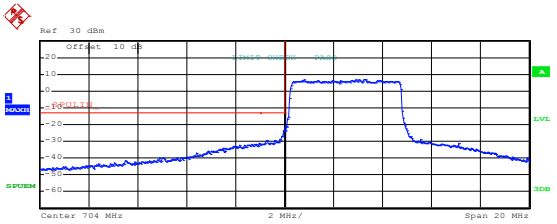

Start [Hz]	Stop [Hz]	RBW [Hz]	Freq [Hz]	PwrAbs [dBm]	ΔLimit [dB]
694.000 M	703.000 M	100.00 k	702.946000 M	-31.17	-18.17
703.000 M	704.000 M	100.00 k	703.991935 M	-23.40	-10.40
704.000 M	714.000 M	100.00 k	704.790000 M	7.09	-25.91

Date: 31.MAR.2020 04:29:38

Lowest channel

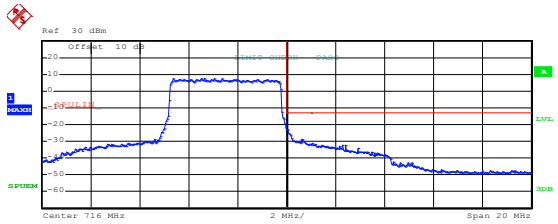

Start [Hz]	Stop [Hz]	RBW [Hz]	Freq [Hz]	PwrAbs [dBm]	ΔLimit [dB]
706.000 M	716.000 M	100.00 k	712.500000 M	7.41	-25.59
716.000 M	717.000 M	100.00 k	716.008065 M	-22.69	-9.69
717.000 M	726.000 M	100.00 k	717.036000 M	-31.21	-18.21

Date: 31.MAR.2020 04:30:31

Highest channel

LTE Band 17, BW: 5MHz

QPSK & RB Size 1

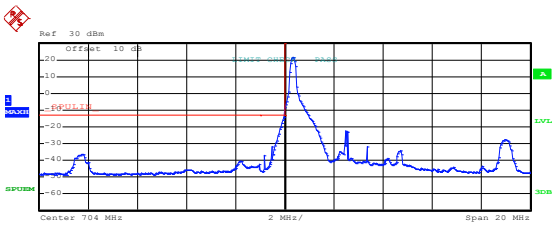

Start [Hz]	Stop [Hz]	RBW [Hz]	Freq [Hz]	PwrAbs [dBm]	ΔLimit [dB]
694.000 M	703.000 M	100.00 k	695.773000 M	-36.21	-23.21
703.000 M	704.000 M	30.00 k	703.989000 M	-14.09	-1.09
704.000 M	714.000 M	100.00 k	704.340000 M	21.58	-11.42

Date: 31.MAR.2020 04:28:34

Lowest channel

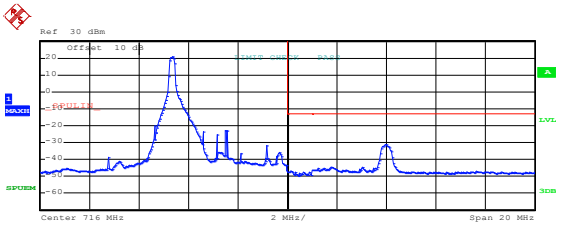

Start [Hz]	Stop [Hz]	RBW [Hz]	Freq [Hz]	PwrAbs [dBm]	ΔLimit [dB]
706.000 M	716.000 M	100.00 k	711.340000 M	21.05	-11.95
716.000 M	717.000 M	30.00 k	716.096774 M	-47.06	-34.06
717.000 M	726.000 M	100.00 k	719.988000 M	-31.02	-18.02

Date: 31.MAR.2020 04:31:02

Highest channel

QPSK & RB Size 25

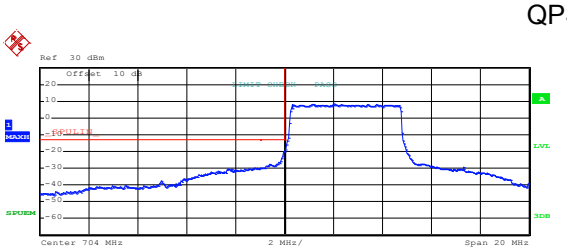

Start [Hz]	Stop [Hz]	RBW [Hz]	Freq [Hz]	PwrAbs [dBm]	ΔLimit [dB]
694.000 M	703.000 M	100.00 k	702.802000 M	-29.80	-16.80
703.000 M	704.000 M	100.00 k	703.991935 M	-20.25	-7.25
704.000 M	714.000 M	100.00 k	706.010000 M	8.42	-24.58

Date: 31.MAR.2020 04:29:30

Lowest channel

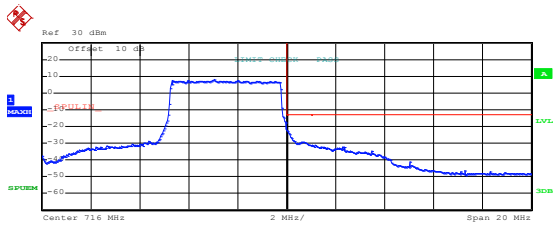

Start [Hz]	Stop [Hz]	RBW [Hz]	Freq [Hz]	PwrAbs [dBm]	ΔLimit [dB]
706.000 M	716.000 M	100.00 k	713.030000 M	7.79	-25.21
716.000 M	717.000 M	100.00 k	716.008065 M	-22.08	-9.08
717.000 M	726.000 M	100.00 k	717.045000 M	-31.29	-18.29

Date: 31.MAR.2020 04:30:26

Highest channel

LTE Band 17, BW: 10MHz

16QAM & RB Size 1

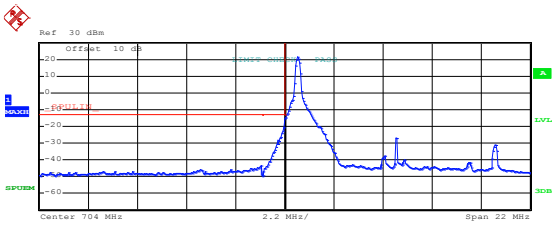

Start [Hz]	Stop [Hz]	RBW [Hz]	Freq [Hz]	PwrAbs [dBm]	ΔLimit [dB]
693.000 M	703.000 M	100.00 k	703.000000 M	-43.38	-30.38
703.000 M	704.000 M	30.00 k	703.959677 M	-20.82	-7.82
704.000 M	715.000 M	100.00 k	704.572000 M	21.34	-11.66

Date: 31.MAR.2020 04:34:46

Lowest channel

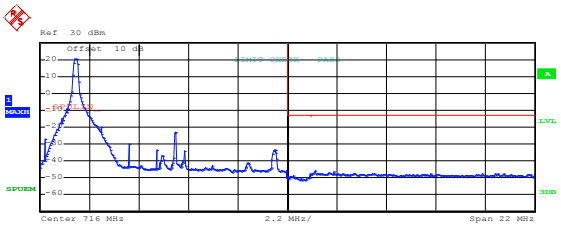

Start [Hz]	Stop [Hz]	RBW [Hz]	Freq [Hz]	PwrAbs [dBm]	ΔLimit [dB]
705.000 M	716.000 M	100.00 k	706.617000 M	20.61	-12.39
716.000 M	717.000 M	30.00 k	716.241935 M	-48.82	-35.82
717.000 M	727.000 M	100.00 k	717.230000 M	-45.99	-32.99

Date: 31.MAR.2020 04:31:48

Highest channel

16QAM & RB Size 50

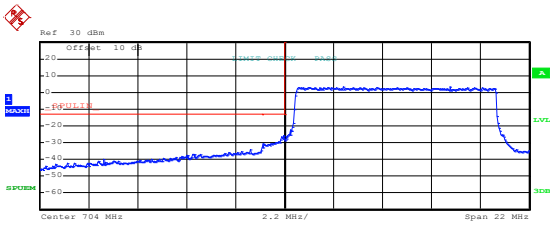

Start [Hz]	Stop [Hz]	RBW [Hz]	Freq [Hz]	PwrAbs [dBm]	ΔLimit [dB]
693.000 M	703.000 M	100.00 k	702.470000 M	-34.31	-21.31
703.000 M	704.000 M	300.00 k	703.983871 M	-25.86	-12.86
704.000 M	715.000 M	100.00 k	706.618000 M	3.17	-29.83

Date: 31.MAR.2020 04:32:53

Lowest channel

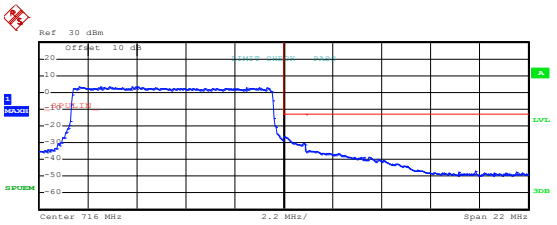

Start [Hz]	Stop [Hz]	RBW [Hz]	Freq [Hz]	PwrAbs [dBm]	ΔLimit [dB]
705.000 M	716.000 M	100.00 k	707.761000 M	3.42	-29.58
716.000 M	717.000 M	300.00 k	716.016129 M	-26.41	-13.41
717.000 M	727.000 M	100.00 k	717.150000 M	-34.42	-21.42

Date: 31.MAR.2020 04:32:10

Highest channel

LTE Band 17, BW: 10MHz

QPSK & RB Size 1

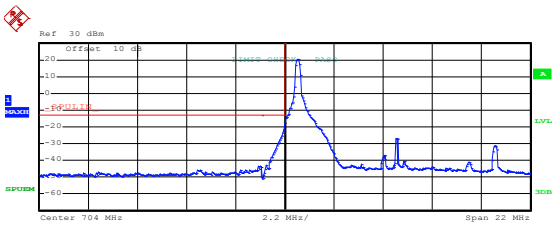

Start [Hz]	Stop [Hz]	RBW [Hz]	Freq [Hz]	PwrAbs [dBm]	ΔLimit [dB]
693.000 M	703.000 M	100.00 k	702.800000 M	-43.29	-30.29
703.000 M	704.000 M	30.00 k	703.967742 M	-21.50	-8.50
704.000 M	715.000 M	100.00 k	704.594000 M	20.51	-12.49

Date: 31.MAR.2020 04:34:39

Lowest channel

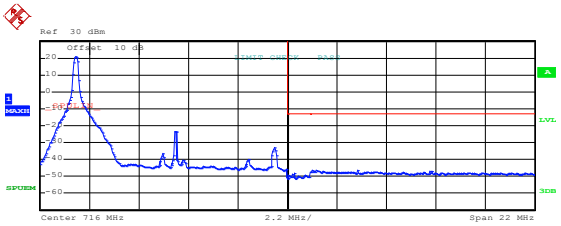

Start [Hz]	Stop [Hz]	RBW [Hz]	Freq [Hz]	PwrAbs [dBm]	ΔLimit [dB]
705.000 M	716.000 M	100.00 k	706.573000 M	20.87	-12.13
716.000 M	717.000 M	30.00 k	716.298387 M	-48.33	-35.33
717.000 M	727.000 M	100.00 k	719.100000 M	-46.37	-33.37

Date: 31.MAR.2020 04:31:42

Highest channel

QPSK & RB Size 50

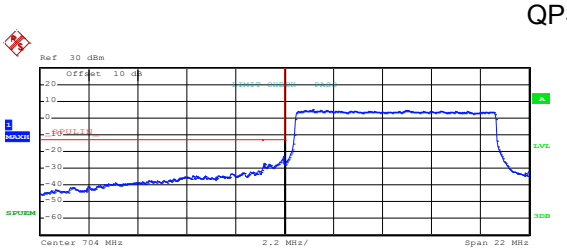

Start [Hz]	Stop [Hz]	RBW [Hz]	Freq [Hz]	PwrAbs [dBm]	ΔLimit [dB]
693.000 M	703.000 M	100.00 k	702.860000 M	-31.79	-18.79
703.000 M	704.000 M	300.00 k	703.991935 M	-22.97	-9.97
704.000 M	715.000 M	100.00 k	705.276000 M	4.89	-28.11

Date: 31.MAR.2020 04:32:47

Lowest channel

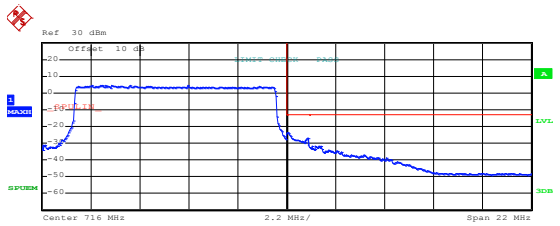

Start [Hz]	Stop [Hz]	RBW [Hz]	Freq [Hz]	PwrAbs [dBm]	ΔLimit [dB]
705.000 M	716.000 M	100.00 k	708.938000 M	4.70	-28.30
716.000 M	717.000 M	300.00 k	716.040323 M	-23.27	-10.27
717.000 M	727.000 M	100.00 k	717.130000 M	-31.49	-18.49

Date: 31.MAR.2020 04:32:04

Highest channel

LTE Band 66 part:

LTE Band 66, BW: 1.4MHz
16QAM & RB Size 1

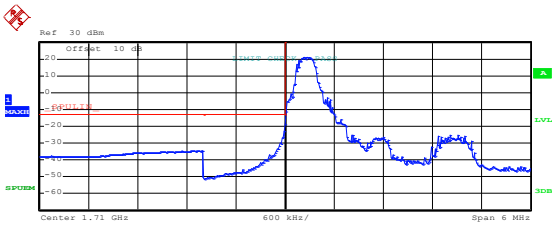

Start [Hz]	Stop [Hz]	RBW [Hz]	Freq [Hz]	PwrAbs [dBm]	ΔLimit [dB]
1.707 G	1.709 G	1.00 M	1.708871 G	-34.56	-21.56
1.709 G	1.710 G	30.00 k	1.709984 G	-24.80	-11.80
1.710 G	1.713 G	100.00 k	1.710240 G	21.10	-11.90

Date: 9.APR.2020 13:53:00

Lowest channel

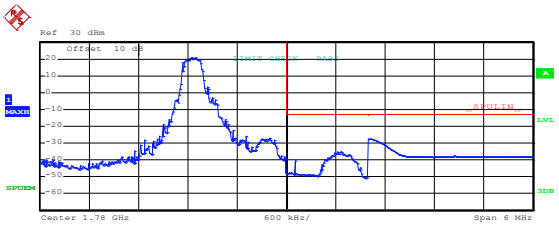

Start [Hz]	Stop [Hz]	RBW [Hz]	Freq [Hz]	PwrAbs [dBm]	ΔLimit [dB]
1.777 G	1.780 G	100.00 k	1.778845 G	21.17	-11.83
1.780 G	1.781 G	30.00 k	1.780653 G	-35.43	-22.43
1.781 G	1.783 G	1.00 M	1.781000 G	-27.31	-14.31

Date: 9.APR.2020 13:55:14

Highest channel

16QAM & RB Size 6

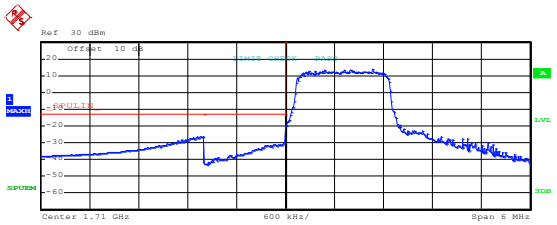

Start [Hz]	Stop [Hz]	RBW [Hz]	Freq [Hz]	PwrAbs [dBm]	ΔLimit [dB]
1.707 G	1.709 G	1.00 M	1.709000 G	-26.21	-13.21
1.709 G	1.710 G	30.00 k	1.709984 G	-30.32	-17.32
1.710 G	1.713 G	100.00 k	1.711062 G	13.89	-19.11

Date: 9.APR.2020 13:53:19

Lowest channel

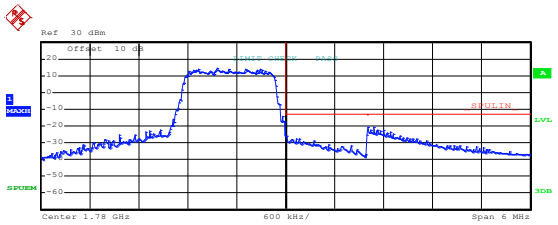

Start [Hz]	Stop [Hz]	RBW [Hz]	Freq [Hz]	PwrAbs [dBm]	ΔLimit [dB]
1.777 G	1.780 G	100.00 k	1.779163 G	14.64	-18.36
1.780 G	1.781 G	30.00 k	1.780015 G	-25.30	-12.30
1.781 G	1.783 G	1.00 M	1.781076 G	-20.64	-7.64

Date: 9.APR.2020 13:53:49

Highest channel

LTE Band 66, BW: 1.4MHz

QPSK & RB Size 1

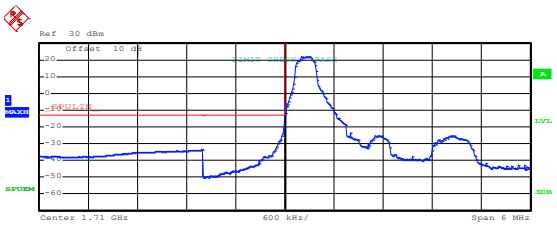

Start [Hz]	Stop [Hz]	RBW [Hz]	Freq [Hz]	PwrAbs [dBm]	ΔLimit [dB]
1.707 G	1.709 G	1.00 M	1.709000 G	-33.31	-20.31
1.709 G	1.710 G	30.00 k	1.709992 G	-21.19	-8.19
1.710 G	1.713 G	100.00 k	1.710294 G	21.93	-11.07

Date: 9.APR.2020 13:52:53

Lowest channel

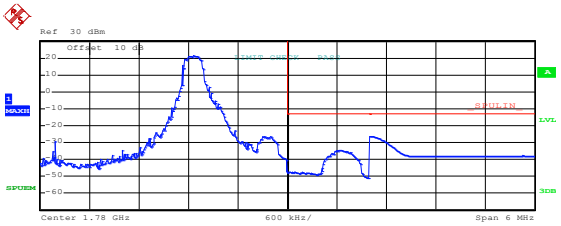

Start [Hz]	Stop [Hz]	RBW [Hz]	Freq [Hz]	PwrAbs [dBm]	ΔLimit [dB]
1.777 G	1.780 G	100.00 k	1.778863 G	21.37	-11.63
1.780 G	1.781 G	30.00 k	1.780629 G	-34.60	-21.60
1.781 G	1.783 G	1.00 M	1.781000 G	-26.16	-13.16

Date: 9.APR.2020 13:55:04

Highest channel

QPSK & RB Size 6

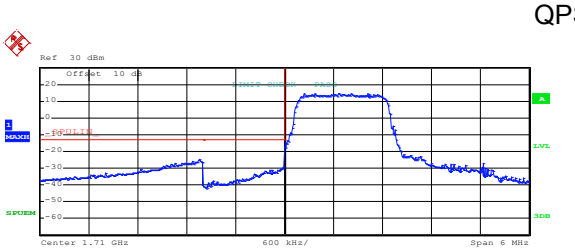

Start [Hz]	Stop [Hz]	RBW [Hz]	Freq [Hz]	PwrAbs [dBm]	ΔLimit [dB]
1.707 G	1.709 G	1.00 M	1.708952 G	-24.45	-11.45
1.709 G	1.710 G	30.00 k	1.709992 G	-29.60	-16.60
1.710 G	1.713 G	100.00 k	1.710372 G	14.71	-18.29

Date: 9.APR.2020 13:53:12

Lowest channel

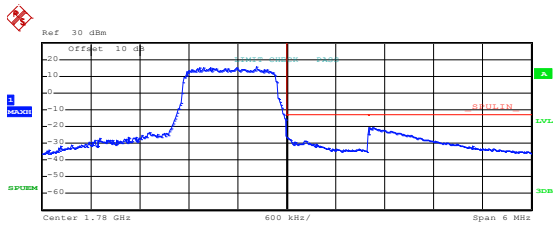

Start [Hz]	Stop [Hz]	RBW [Hz]	Freq [Hz]	PwrAbs [dBm]	ΔLimit [dB]
1.777 G	1.780 G	100.00 k	1.779631 G	15.40	-17.60
1.780 G	1.781 G	30.00 k	1.780005 G	-26.44	-13.44
1.781 G	1.783 G	1.00 M	1.781058 G	-20.57	-7.57

Date: 9.APR.2020 13:53:40

Highest channel

LTE Band 66, BW: 20MHz

16QAM & RB Size 1

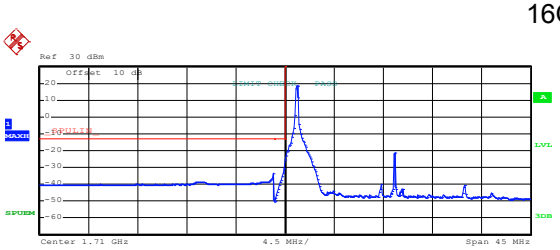

Start [Hz]	Stop [Hz]	RBW [Hz]	Freq [Hz]	PwrAbs [dBm]	ΔLimit [dB]
1.688 G	1.709 G	1.00 M	1.709000 G	-33.67	-20.67
1.709 G	1.710 G	30.00 k	1.709984 G	-30.97	-17.97
1.710 G	1.732 G	100.00 k	1.711057 G	18.51	-14.49

Date: 9.APR.2020 13:48:46

Lowest channel

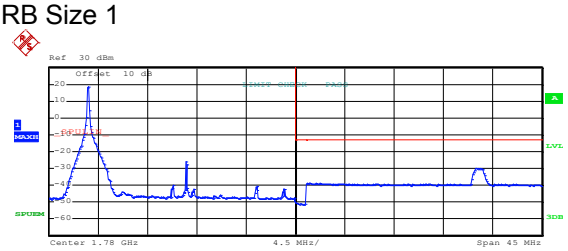

Start [Hz]	Stop [Hz]	RBW [Hz]	Freq [Hz]	PwrAbs [dBm]	ΔLimit [dB]
1.758 G	1.780 G	100.00 k	1.761055 G	18.76	-14.24
1.780 G	1.781 G	30.00 k	1.780518 G	-49.93	-36.93
1.781 G	1.803 G	1.00 M	1.796480 G	-29.93	-16.93

Date: 9.APR.2020 13:51:13

Highest channel

16QAM & RB Size 100

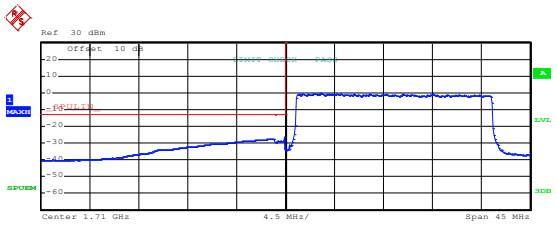

Start [Hz]	Stop [Hz]	RBW [Hz]	Freq [Hz]	PwrAbs [dBm]	ΔLimit [dB]
1.688 G	1.709 G	1.00 M	1.708827 G	-27.41	-14.41
1.709 G	1.710 G	300.00 k	1.709887 G	-26.62	-13.62
1.710 G	1.732 G	100.00 k	1.713262 G	-0.36	-33.36

Date: 9.APR.2020 13:51:56

Lowest channel

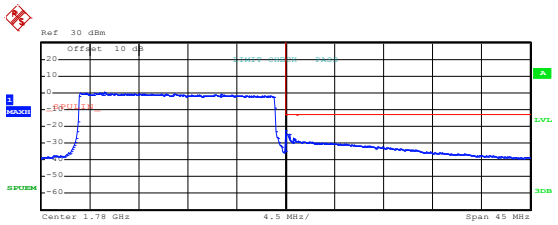

Start [Hz]	Stop [Hz]	RBW [Hz]	Freq [Hz]	PwrAbs [dBm]	ΔLimit [dB]
1.758 G	1.780 G	100.00 k	1.763350 G	0.25	-32.75
1.780 G	1.781 G	300.00 k	1.780019 G	-22.55	-9.55
1.781 G	1.803 G	1.00 M	1.781194 G	-28.85	-15.85

Date: 9.APR.2020 13:50:02

Highest channel

LTE Band 66, BW: 20MHz

QPSK & RB Size 1

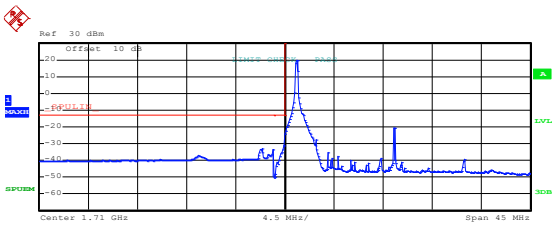

Start [Hz]	Stop [Hz]	RBW [Hz]	Freq [Hz]	PwrAbs [dBm]	ΔLimit [dB]
1.688 G	1.709 G	1.00 M	1.707960 G	-33.09	-20.09
1.709 G	1.710 G	30.00 k	1.709992 G	-31.02	-18.02
1.710 G	1.732 G	100.00 k	1.711057 G	20.03	-12.97

Date: 9.APR.2020 13:48:37

Lowest channel

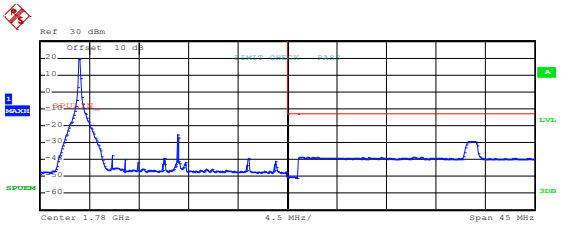

Start [Hz]	Stop [Hz]	RBW [Hz]	Freq [Hz]	PwrAbs [dBm]	ΔLimit [dB]
1.758 G	1.780 G	100.00 k	1.761078 G	19.96	-13.04
1.780 G	1.781 G	30.00 k	1.780413 G	-50.13	-37.13
1.781 G	1.803 G	1.00 M	1.796631 G	-29.26	-16.26

Date: 9.APR.2020 13:51:04

Highest channel

QPSK & RB Size 100

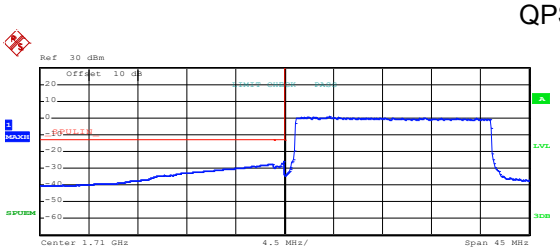

Start [Hz]	Stop [Hz]	RBW [Hz]	Freq [Hz]	PwrAbs [dBm]	ΔLimit [dB]
1.688 G	1.709 G	1.00 M	1.709000 G	-27.43	-14.43
1.709 G	1.710 G	300.00 k	1.709992 G	-25.74	-12.74
1.710 G	1.732 G	100.00 k	1.714163 G	0.77	-32.23

Date: 9.APR.2020 13:51:45

Lowest channel

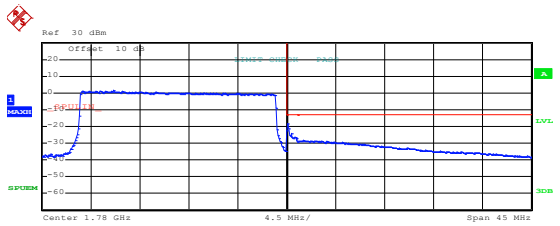

Start [Hz]	Stop [Hz]	RBW [Hz]	Freq [Hz]	PwrAbs [dBm]	ΔLimit [dB]
1.758 G	1.780 G	100.00 k	1.764093 G	1.38	-31.62
1.780 G	1.781 G	300.00 k	1.780064 G	-18.38	-5.38
1.781 G	1.803 G	1.00 M	1.781473 G	-28.44	-15.44

Date: 9.APR.2020 13:49:53

Highest channel

6.5 Field strength of spurious radiation measurement

Test Requirement:	Part 22.917(a), Part 24.238 (a), Part 27.53(g), Part 27.53(h)
Limit:	LTE Band 2 & 4 & 5 & 12 & 17 & 66: The power of any emission outside a licensee's frequency block shall be attenuated below the transmitter power (P) in watts by at least 43 + 10 $\log_{10}$(P) dB (-13 dBm).
Test setup:	Below 1GHz 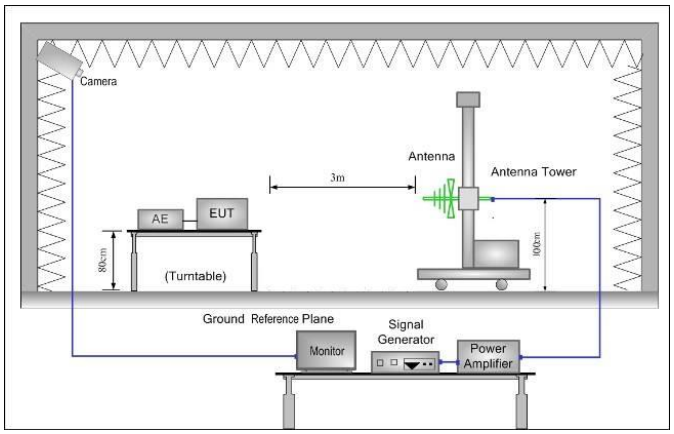 Above 1GHz 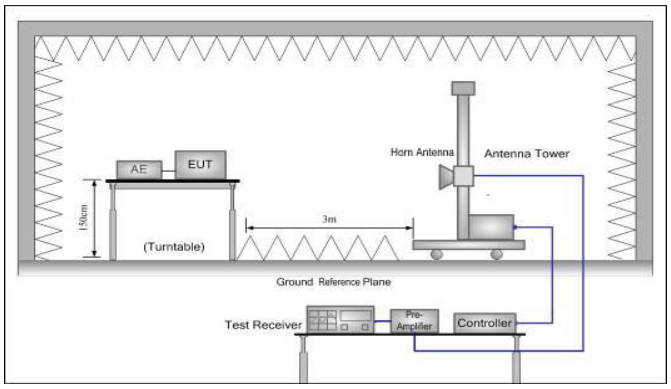
Test Procedure:	1. The EUT was placed on an non-conductive turntable using a non-conductive support. The radiated emission at the fundamental frequency was measured at 3 m with a test antenna and EMI spectrum analyzer. 2. During the tests, the antenna height and the EUT azimuth were varied in order to identify the maximum level of emissions from the EUT. This maximization process was repeated with the EUT positioned in each of its three orthogonal orientations. 3. The frequency range up to tenth harmonic was investigated for each of three fundamental frequency (low, middle and high channels). Once spurious emission was identified, the power of the emission was determined using the substitution method. 4. The spurious emissions attenuation was calculated as the difference between radiated power at the fundamental frequency and the spurious emissions frequency. ERP / EIRP = S.G. output (dBm) + Antenna Gain(dB/dBi) – Cable Loss (dB)
Test Instruments:	Refer to section 5.10 for details
Test mode:	Refer to section 5.3 for details.
Test results:	Passed

Measurement Data:

LTE Band 2 part:

Band 2(1.4MHz)							
Lowest channel							
Frequency (MHz)	Level at antenna terminals (dBm)	Substitute antenna gain (dBi)	Cable Loss (dBi)	Spurous Emission level (dBm)	Limit Line (dBm)	Over Limit (dBm)	Polarization
3701.40	-60.57	12.26	0.75	-49.06	-13.00	-36.06	Vertical
5552.10	-55.05	12.47	1.13	-43.71	-13.00	-30.71	Vertical
7402.00	-48.52	11.26	1.63	-38.89	-13.00	-25.89	Vertical
3701.40	-60.88	12.26	0.75	-49.37	-13.00	-36.37	Horizontal
5552.10	-53.76	12.47	1.13	-42.42	-13.00	-29.42	Horizontal
7402.00	-48.22	11.26	1.63	-38.59	-13.00	-25.59	Horizontal
Middle channel							
Frequency (MHz)	Level at antenna terminals (dBm)	Substitute antenna gain (dBi)	Cable Loss (dBi)	Spurous Emission level (dBm)	Limit Line (dBm)	Over Limit (dBm)	Polarization
3760.00	-60.82	12.19	0.79	-49.42	-13.00	-36.42	Vertical
5640.00	-55.58	12.60	1.15	-44.13	-13.00	-31.13	Vertical
7520.00	-48.05	11.18	1.66	-38.53	-13.00	-25.53	Vertical
3760.00	-61.02	12.19	0.79	-49.62	-13.00	-36.62	Horizontal
5640.00	-54.31	12.60	1.15	-42.86	-13.00	-29.86	Horizontal
7520.00	-47.70	11.18	1.66	-38.18	-13.00	-25.18	Horizontal
Highest channel							
Frequency (MHz)	Level at antenna terminals (dBm)	Substitute antenna gain (dBi)	Cable Loss (dBi)	Spurous Emission level (dBm)	Limit Line (dBm)	Over Limit (dBm)	Polarization
3816.60	-60.69	12.12	0.81	-49.38	-13.00	-36.38	Vertical
5724.90	-55.41	12.71	1.19	-43.89	-13.00	-30.89	Vertical
7633.20	-48.01	11.09	1.71	-38.63	-13.00	-25.63	Vertical
3816.60	-61.04	12.12	0.81	-49.73	-13.00	-36.73	Horizontal
5724.90	-54.71	12.71	1.19	-43.19	-13.00	-30.19	Horizontal
7633.20	-47.89	11.09	1.71	-38.51	-13.00	-25.51	Horizontal

Remark:

1. The emission levels of below 1 GHz are very lower than the limit and not show in test report.

Band 2 (20MHz)							
Lowest channel							
Frequency (MHz)	Level at antenna terminals (dBm)	Substitute antenna gain (dBi)	Cable Loss (dBi)	Spurous Emission level (dBm)	Limit Line (dBm)	Over Limit (dBm)	Polarization
3720.00	-60.78	12.24	0.77	-49.31	-13.00	-36.31	Vertical
5580.00	-55.17	12.51	1.15	-43.81	-13.00	-30.81	Vertical
7440.00	-48.16	11.24	1.64	-38.56	-13.00	-25.56	Vertical
3720.00	-60.62	12.24	0.77	-49.15	-13.00	-36.15	Horizontal
5580.00	-54.22	12.51	1.15	-42.86	-13.00	-29.86	Horizontal
7440.00	-48.38	11.24	1.64	-38.78	-13.00	-25.78	Horizontal
Middle channel							
Frequency (MHz)	Level at antenna terminals (dBm)	Substitute antenna gain (dBi)	Cable Loss (dBi)	Spurous Emission level (dBm)	Limit Line (dBm)	Over Limit (dBm)	Polarization
3760.00	-60.74	12.19	0.79	-49.34	-13.00	-36.34	Vertical
5640.00	-55.15	12.60	1.15	-43.70	-13.00	-30.70	Vertical
7520.00	-47.68	11.18	1.66	-38.16	-13.00	-25.16	Vertical
3760.00	-61.21	12.19	0.79	-49.81	-13.00	-36.81	Horizontal
5640.00	-54.04	12.60	1.15	-42.59	-13.00	-29.59	Horizontal
7520.00	-47.96	11.18	1.66	-38.44	-13.00	-25.44	Horizontal
Highest channel							
Frequency (MHz)	Level at antenna terminals (dBm)	Substitute antenna gain (dBi)	Cable Loss (dBi)	Spurous Emission level (dBm)	Limit Line (dBm)	Over Limit (dBm)	Polarization
3800.00	-60.92	12.14	0.79	-49.57	-13.00	-36.57	Vertical
5700.00	-55.22	12.68	1.18	-43.72	-13.00	-30.72	Vertical
7600.00	-47.67	11.12	1.69	-38.24	-13.00	-25.24	Vertical
3800.00	-60.82	12.14	0.79	-49.47	-13.00	-36.47	Horizontal
5700.00	-54.95	12.68	1.18	-43.45	-13.00	-30.45	Horizontal
7600.00	-48.38	11.12	1.69	-38.95	-13.00	-25.95	Horizontal

Remark:

2. The emission levels of below 1 GHz are very lower than the limit and not show in test report.

LTE Band 4 part:

Band 4 (1.4MHz)							
Lowest channel							
Frequency (MHz)	Level at antenna terminals (dBm)	Substitute antenna gain (dBi)	Cable Loss (dBi)	Spurous Emission level (dBm)	Limit Line (dBm)	Over Limit (dBm)	Polarization
3421.40	-57.33	12.30	0.70	-45.73	-13.00	-32.73	Vertical
5132.10	-55.54	12.69	1.01	-43.86	-13.00	-30.86	Vertical
6842.80	-48.05	11.56	1.53	-38.02	-13.00	-25.02	Vertical
3421.40	-59.21	12.30	0.70	-47.61	-13.00	-34.61	Horizontal
5132.10	-56.82	12.69	1.01	-45.14	-13.00	-32.14	Horizontal
6842.80	-48.14	11.56	1.53	-38.11	-13.00	-25.11	Horizontal
Middle channel							
Frequency (MHz)	Level at antenna terminals (dBm)	Substitute antenna gain (dBi)	Cable Loss (dBi)	Spurous Emission level (dBm)	Limit Line (dBm)	Over Limit (dBm)	Polarization
3465.00	-57.14	12.41	0.72	-45.45	-13.00	-32.45	Vertical
5197.50	-55.27	12.64	1.04	-43.67	-13.00	-30.67	Vertical
6930.00	-47.89	11.53	1.56	-37.92	-13.00	-24.92	Vertical
3465.00	-58.81	12.41	0.72	-47.12	-13.00	-34.12	Horizontal
5197.50	-56.68	12.64	1.04	-45.08	-13.00	-32.08	Horizontal
6930.00	-48.20	11.53	1.56	-38.23	-13.00	-25.23	Horizontal
Highest channel							
Frequency (MHz)	Level at antenna terminals (dBm)	Substitute antenna gain (dBi)	Cable Loss (dBi)	Spurous Emission level (dBm)	Limit Line (dBm)	Over Limit (dBm)	Polarization
3508.60	-57.39	12.49	0.74	-45.64	-13.00	-32.64	Vertical
5262.90	-55.11	12.59	1.07	-43.59	-13.00	-30.59	Vertical
7017.20	-48.04	11.49	1.58	-38.13	-13.00	-25.13	Vertical
3508.60	-59.03	12.49	0.74	-47.28	-13.00	-34.28	Horizontal
5262.90	-56.54	12.59	1.07	-45.02	-13.00	-32.02	Horizontal
7017.20	-48.51	11.49	1.58	-38.60	-13.00	-25.60	Horizontal

Remark:

3. The emission levels of below 1 GHz are very lower than the limit and not show in test report.

Band 4 (20MHz)							
Lowest channel							
Frequency (MHz)	Level at antenna terminals (dBm)	Substitute antenna gain (dBi)	Cable Loss (dBi)	Spurous Emission level (dBm)	Limit Line (dBm)	Over Limit (dBm)	Polarization
3440.00	-57.65	12.34	0.71	-46.02	-13.00	-33.02	Vertical
5160.00	-55.36	12.67	1.03	-43.72	-13.00	-30.72	Vertical
6880.00	-47.65	11.55	1.54	-37.64	-13.00	-24.64	Vertical
3440.00	-59.59	12.34	0.71	-47.96	-13.00	-34.96	Horizontal
5160.00	-56.47	12.67	1.03	-44.83	-13.00	-31.83	Horizontal
6880.00	-48.47	11.55	1.54	-38.46	-13.00	-25.46	Horizontal
Middle channel							
Frequency (MHz)	Level at antenna terminals (dBm)	Substitute antenna gain (dBi)	Cable Loss (dBi)	Spurous Emission level (dBm)	Limit Line (dBm)	Over Limit (dBm)	Polarization
3465.00	-56.75	12.41	0.72	-45.06	-13.00	-32.06	Vertical
5197.50	-55.75	12.64	1.04	-44.15	-13.00	-31.15	Vertical
6930.00	-47.56	11.53	1.56	-37.59	-13.00	-24.59	Vertical
3465.00	-58.65	12.41	0.72	-46.96	-13.00	-33.96	Horizontal
5197.50	-56.57	12.64	1.04	-44.97	-13.00	-31.97	Horizontal
6930.00	-48.19	11.53	1.56	-38.22	-13.00	-25.22	Horizontal
Highest channel							
Frequency (MHz)	Level at antenna terminals (dBm)	Substitute antenna gain (dBi)	Cable Loss (dBi)	Spurous Emission level (dBm)	Limit Line (dBm)	Over Limit (dBm)	Polarization
3490.00	-57.24	12.49	0.73	-45.48	-13.00	-32.48	Vertical
5235.00	-55.22	12.61	1.06	-43.67	-13.00	-30.67	Vertical
6980.00	-48.27	11.51	1.57	-38.33	-13.00	-25.33	Vertical
3490.00	-58.82	12.49	0.73	-47.06	-13.00	-34.06	Horizontal
5235.00	-56.14	12.61	1.06	-44.59	-13.00	-31.59	Horizontal
6980.00	-48.98	11.51	1.57	-39.04	-13.00	-26.04	Horizontal

Remark:

4. The emission levels of below 1 GHz are very lower than the limit and not show in test report.

LTE Band 5 part:

Band 5 (1.4MHz)							
Lowest channel							
Frequency (MHz)	Level at antenna terminals (dBm)	Substitute antenna gain (dBi)	Cable Loss (dBi)	Spurous Emission level (dBm)	Limit Line (dBm)	Over Limit (dBm)	Polarization
1649.40	-68.13	9.58	0.20	-58.75	-13.00	-45.75	Vertical
2474.10	-66.44	10.79	0.43	-56.08	-13.00	-43.08	Vertical
3298.80	-62.05	12.14	0.64	-50.55	-13.00	-37.55	Vertical
1649.40	-68.37	9.58	0.20	-58.99	-13.00	-45.99	Horizontal
2474.10	-66.15	10.79	0.43	-55.79	-13.00	-42.79	Horizontal
3298.80	-61.62	12.14	0.64	-50.12	-13.00	-37.12	Horizontal
Middle channel							
Frequency (MHz)	Level at antenna terminals (dBm)	Substitute antenna gain (dBi)	Cable Loss (dBi)	Spurous Emission level (dBm)	Limit Line (dBm)	Over Limit (dBm)	Polarization
1673.30	-68.33	9.62	0.22	-58.93	-13.00	-45.93	Vertical
2509.50	-66.72	10.83	0.46	-56.35	-13.00	-43.35	Vertical
3346.00	-62.61	12.23	0.66	-51.04	-13.00	-38.04	Vertical
1673.30	-68.65	9.62	0.22	-59.25	-13.00	-46.25	Horizontal
2509.50	-66.61	10.83	0.46	-56.24	-13.00	-43.24	Horizontal
3346.00	-61.32	12.23	0.66	-49.75	-13.00	-36.75	Horizontal
Highest channel							
Frequency (MHz)	Level at antenna terminals (dBm)	Substitute antenna gain (dBi)	Cable Loss (dBi)	Spurous Emission level (dBm)	Limit Line (dBm)	Over Limit (dBm)	Polarization
1696.60	-68.63	9.66	0.23	-59.20	-13.00	-46.20	Vertical
2544.90	-66.81	10.88	0.49	-56.42	-13.00	-43.42	Vertical
3393.20	-62.29	12.32	0.68	-50.65	-13.00	-37.65	Vertical
1696.60	-68.98	9.66	0.23	-59.55	-13.00	-46.55	Horizontal
2544.90	-66.38	10.88	0.49	-55.99	-13.00	-42.99	Horizontal
3393.20	-61.34	12.32	0.68	-49.70	-13.00	-36.70	Horizontal

Remark:

5. The emission levels of below 1 GHz are very lower than the limit and not show in test report.

Band 5 (10MHz)							
Lowest channel							
Frequency (MHz)	Level at antenna terminals (dBm)	Substitute antenna gain (dBi)	Cable Loss (dBi)	Spurous Emission level (dBm)	Limit Line (dBm)	Over Limit (dBm)	Polarization
1658.00	-68.35	9.58	0.21	-58.98	-13.00	-45.98	Vertical
2487.00	-66.20	10.79	0.45	-55.86	-13.00	-42.86	Vertical
3316.00	-62.32	12.14	0.65	-50.83	-13.00	-37.83	Vertical
1658.00	-68.63	9.58	0.21	-59.26	-13.00	-46.26	Horizontal
2487.00	-65.76	10.79	0.45	-55.42	-13.00	-42.42	Horizontal
3316.00	-61.88	12.14	0.65	-50.39	-13.00	-37.39	Horizontal
Middle channel							
Frequency (MHz)	Level at antenna terminals (dBm)	Substitute antenna gain (dBi)	Cable Loss (dBi)	Spurous Emission level (dBm)	Limit Line (dBm)	Over Limit (dBm)	Polarization
1673.30	-68.60	9.62	0.21	-59.19	-13.00	-46.19	Vertical
2509.50	-67.06	10.83	0.46	-56.69	-13.00	-43.69	Vertical
3346.00	-62.26	12.23	0.66	-50.69	-13.00	-37.69	Vertical
1673.30	-68.49	9.62	0.21	-59.08	-13.00	-46.08	Horizontal
2509.50	-66.45	10.83	0.46	-56.08	-13.00	-43.08	Horizontal
3346.00	-61.19	12.23	0.66	-49.62	-13.00	-36.62	Horizontal
Highest channel							
Frequency (MHz)	Level at antenna terminals (dBm)	Substitute antenna gain (dBi)	Cable Loss (dBi)	Spurous Emission level (dBm)	Limit Line (dBm)	Over Limit (dBm)	Polarization
1688.00	-68.90	9.66	0.23	-59.47	-13.00	-46.47	Vertical
2532.00	-66.35	10.88	0.48	-55.95	-13.00	-42.95	Vertical
3376.00	-62.25	12.32	0.67	-50.60	-13.00	-37.60	Vertical
1688.00	-68.71	9.66	0.23	-59.28	-13.00	-46.28	Horizontal
2532.00	-66.61	10.88	0.48	-56.21	-13.00	-43.21	Horizontal
3376.00	-61.40	12.32	0.67	-49.75	-13.00	-36.75	Horizontal

Remark:

6. The emission levels of below 1 GHz are very lower than the limit and not show in test report.

LTE Band 12 part:

Band 12 (1.4MHz)							
Lowest channel							
Frequency (MHz)	Level at antenna terminals (dBm)	Substitute antenna gain (dBi)	Cable Loss (dBi)	Spurous Emission level (dBm)	Limit Line (dBm)	Over Limit (dBm)	Polarization
1399.40	-65.66	8.30	0.11	-57.47	-13.00	-44.47	Vertical
2099.10	-68.27	10.48	0.29	-58.08	-13.00	-45.08	Vertical
2798.80	-64.10	11.04	0.53	-53.59	-13.00	-40.59	Vertical
1399.40	-68.21	8.30	0.11	-60.02	-13.00	-47.02	Horizontal
2099.10	-68.85	10.48	0.29	-58.66	-13.00	-45.66	Horizontal
2798.80	-64.00	11.04	0.53	-53.49	-13.00	-40.49	Horizontal
Middle channel							
Frequency (MHz)	Level at antenna terminals (dBm)	Substitute antenna gain (dBi)	Cable Loss (dBi)	Spurous Emission level (dBm)	Limit Line (dBm)	Over Limit (dBm)	Polarization
1415.00	-66.18	8.35	0.13	-57.96	-13.00	-44.96	Vertical
2122.50	-67.83	10.50	0.32	-57.65	-13.00	-44.65	Vertical
2830.00	-63.90	11.06	0.55	-53.39	-13.00	-40.39	Vertical
1415.00	-67.91	8.35	0.13	-59.69	-13.00	-46.69	Horizontal
2122.50	-68.68	10.50	0.32	-58.50	-13.00	-45.50	Horizontal
2830.00	-63.56	11.06	0.55	-53.05	-13.00	-40.05	Horizontal
Highest channel							
Frequency (MHz)	Level at antenna terminals (dBm)	Substitute antenna gain (dBi)	Cable Loss (dBi)	Spurous Emission level (dBm)	Limit Line (dBm)	Over Limit (dBm)	Polarization
1430.60	-66.04	8.39	0.16	-57.81	-13.00	-44.81	Vertical
2145.90	-67.61	10.52	0.35	-57.44	-13.00	-44.44	Vertical
2861.20	-63.98	11.09	0.58	-53.47	-13.00	-40.47	Vertical
1430.60	-67.95	8.39	0.16	-59.72	-13.00	-46.72	Horizontal
2145.90	-68.73	10.52	0.35	-58.56	-13.00	-45.56	Horizontal
2861.20	-63.89	11.09	0.58	-53.38	-13.00	-40.38	Horizontal

Remark:

7. The emission levels of below 1 GHz are very lower than the limit and not show in test report.

Band 12 (10MHz)							
Lowest channel							
Frequency (MHz)	Level at antenna terminals (dBm)	Substitute antenna gain (dBi)	Cable Loss (dBi)	Spurous Emission level (dBm)	Limit Line (dBm)	Over Limit (dBm)	Polarization
1408.00	-65.44	8.32	0.12	-57.24	-13.00	-44.24	Vertical
2112.00	-67.79	10.49	0.30	-57.60	-13.00	-44.60	Vertical
2816.00	-64.07	11.05	0.54	-53.56	-13.00	-40.56	Vertical
1408.00	-68.12	8.32	0.12	-59.92	-13.00	-46.92	Horizontal
2112.00	-69.06	10.49	0.30	-58.87	-13.00	-45.87	Horizontal
2816.00	-63.81	11.05	0.54	-53.30	-13.00	-40.30	Horizontal
Middle channel							
Frequency (MHz)	Level at antenna terminals (dBm)	Substitute antenna gain (dBi)	Cable Loss (dBi)	Spurous Emission level (dBm)	Limit Line (dBm)	Over Limit (dBm)	Polarization
1415.00	-65.46	8.35	0.13	-57.24	-13.00	-44.24	Vertical
2122.50	-67.70	10.50	0.32	-57.52	-13.00	-44.52	Vertical
2830.00	-64.50	11.06	0.55	-53.99	-13.00	-40.99	Vertical
1415.00	-67.77	8.35	0.13	-59.55	-13.00	-46.55	Horizontal
2122.50	-68.74	10.50	0.32	-58.56	-13.00	-45.56	Horizontal
2830.00	-63.62	11.06	0.55	-53.11	-13.00	-40.11	Horizontal
Highest channel							
Frequency (MHz)	Level at antenna terminals (dBm)	Substitute antenna gain (dBi)	Cable Loss (dBi)	Spurous Emission level (dBm)	Limit Line (dBm)	Over Limit (dBm)	Polarization
1422.00	-65.55	8.37	0.15	-57.33	-13.00	-44.33	Vertical
2133.00	-67.19	10.51	0.34	-57.02	-13.00	-44.02	Vertical
2844.00	-64.10	11.08	0.57	-53.59	-13.00	-40.59	Vertical
1422.00	-67.64	8.37	0.15	-59.42	-13.00	-46.42	Horizontal
2133.00	-68.96	10.51	0.34	-58.79	-13.00	-45.79	Horizontal
2844.00	-64.01	11.08	0.57	-53.50	-13.00	-40.50	Horizontal

Remark:

8. The emission levels of below 1 GHz are very lower than the limit and not show in test report.

LTE Band 17 part:

Band 17 (5MHz)							
Lowest channel							
Frequency (MHz)	Level at antenna terminals (dBm)	Substitute antenna gain (dBi)	Cable Loss (dBi)	Spurous Emission level (dBm)	Limit Line (dBm)	Over Limit (dBm)	Polarization
1413.00	-67.37	8.34	0.12	-59.15	-13.00	-46.15	Vertical
2119.50	-67.66	10.50	0.31	-57.47	-13.00	-44.47	Vertical
2826.00	-63.61	11.06	0.54	-53.09	-13.00	-40.09	Vertical
1413.00	-67.50	8.34	0.12	-59.28	-13.00	-46.28	Horizontal
2119.50	-68.00	10.50	0.31	-57.81	-13.00	-44.81	Horizontal
2826.00	-63.37	11.06	0.54	-52.85	-13.00	-39.85	Horizontal
Middle channel							
Frequency (MHz)	Level at antenna terminals (dBm)	Substitute antenna gain (dBi)	Cable Loss (dBi)	Spurous Emission level (dBm)	Limit Line (dBm)	Over Limit (dBm)	Polarization
1420.00	-67.12	8.36	0.14	-58.90	-13.00	-45.90	Vertical
2130.00	-67.48	10.50	0.33	-57.31	-13.00	-44.31	Vertical
2840.00	-63.80	11.07	0.56	-53.29	-13.00	-40.29	Vertical
1420.00	-67.38	8.36	0.14	-59.16	-13.00	-46.16	Horizontal
2130.00	-67.86	10.50	0.33	-57.69	-13.00	-44.69	Horizontal
2840.00	-63.48	11.07	0.56	-52.97	-13.00	-39.97	Horizontal
Highest channel							
Frequency (MHz)	Level at antenna terminals (dBm)	Substitute antenna gain (dBi)	Cable Loss (dBi)	Spurous Emission level (dBm)	Limit Line (dBm)	Over Limit (dBm)	Polarization
1427.00	-66.64	8.38	0.16	-58.42	-13.00	-45.42	Vertical
2140.50	-67.81	10.51	0.34	-57.64	-13.00	-44.64	Vertical
2854.00	-63.46	11.08	0.57	-52.95	-13.00	-39.95	Vertical
1427.00	-67.03	8.38	0.16	-58.81	-13.00	-45.81	Horizontal
2140.50	-67.76	10.51	0.34	-57.59	-13.00	-44.59	Horizontal
2854.00	-63.64	11.08	0.57	-53.13	-13.00	-40.13	Horizontal

Remark:

9. The emission levels of below 1 GHz are very lower than the limit and not show in test report.

Band 17(10MHz)							
Lowest channel							
Frequency (MHz)	Level at antenna terminals (dBm)	Substitute antenna gain (dBi)	Cable Loss (dBi)	Spurous Emission level (dBm)	Limit Line (dBm)	Over Limit (dBm)	Polarization
1418.00	-67.52	8.35	0.13	-59.30	-13.00	-46.30	Vertical
2127.00	-67.33	10.50	0.32	-57.15	-13.00	-44.15	Vertical
2836.00	-63.86	11.07	0.56	-53.35	-13.00	-40.35	Vertical
1418.00	-67.56	8.35	0.13	-59.34	-13.00	-46.34	Horizontal
2127.00	-67.65	10.50	0.32	-57.47	-13.00	-44.47	Horizontal
2836.00	-63.50	11.07	0.56	-52.99	-13.00	-39.99	Horizontal
Middle channel							
Frequency (MHz)	Level at antenna terminals (dBm)	Substitute antenna gain (dBi)	Cable Loss (dBi)	Spurous Emission level (dBm)	Limit Line (dBm)	Over Limit (dBm)	Polarization
1420.00	-67.74	8.36	0.14	-59.52	-13.00	-46.52	Vertical
2130.00	-67.46	10.50	0.33	-57.29	-13.00	-44.29	Vertical
2840.00	-63.51	11.07	0.56	-53.00	-13.00	-40.00	Vertical
1420.00	-67.44	8.36	0.14	-59.22	-13.00	-46.22	Horizontal
2130.00	-67.87	10.50	0.33	-57.70	-13.00	-44.70	Horizontal
2840.00	-63.86	11.07	0.56	-53.35	-13.00	-40.35	Horizontal
Highest channel							
Frequency (MHz)	Level at antenna terminals (dBm)	Substitute antenna gain (dBi)	Cable Loss (dBi)	Spurous Emission level (dBm)	Limit Line (dBm)	Over Limit (dBm)	Polarization
1422.00	-67.31	8.37	0.15	-59.09	-13.00	-46.09	Vertical
2133.00	-67.09	10.51	0.34	-56.92	-13.00	-43.92	Vertical
2844.00	-63.82	11.08	0.57	-53.31	-13.00	-40.31	Vertical
1422.00	-67.13	8.37	0.15	-58.91	-13.00	-45.91	Horizontal
2133.00	-68.03	10.51	0.34	-57.86	-13.00	-44.86	Horizontal
2844.00	-63.91	11.08	0.57	-53.40	-13.00	-40.40	Horizontal

Remark:

10. The emission levels of below 1 GHz are very lower than the limit and not show in test report.

LTE Band 66 part:

Band 66 (1.4MHz)							
Lowest channel							
Frequency (MHz)	Level at antenna terminals (dBm)	Substitute antenna gain (dBi)	Cable Loss (dBi)	Spurous Emission level (dBm)	Limit Line (dBm)	Over Limit (dBm)	Polarization
3421.40	-60.86	12.30	0.70	-49.26	-13.00	-36.26	Vertical
5132.10	-56.75	12.69	1.01	-45.07	-13.00	-32.07	Vertical
6842.80	-47.42	11.56	1.53	-37.39	-13.00	-24.39	Vertical
3421.40	-61.13	12.30	0.70	-49.53	-13.00	-36.53	Horizontal
5132.10	-56.62	12.69	1.01	-44.94	-13.00	-31.94	Horizontal
6842.80	-48.57	11.56	1.53	-38.54	-13.00	-25.54	Horizontal
Middle channel							
Frequency (MHz)	Level at antenna terminals (dBm)	Substitute antenna gain (dBi)	Cable Loss (dBi)	Spurous Emission level (dBm)	Limit Line (dBm)	Over Limit (dBm)	Polarization
3490.00	-61.23	12.48	0.68	-49.43	-13.00	-36.43	Vertical
5235.00	-56.92	12.51	1.06	-45.47	-13.00	-32.47	Vertical
6980.00	-47.38	11.94	1.57	-37.01	-13.00	-24.01	Vertical
3490.00	-61.54	12.48	0.68	-49.74	-13.00	-36.74	Horizontal
5235.00	-56.40	12.51	1.06	-44.95	-13.00	-31.95	Horizontal
6980.00	-48.91	11.94	1.57	-38.54	-13.00	-25.54	Horizontal
Highest channel							
Frequency (MHz)	Level at antenna terminals (dBm)	Substitute antenna gain (dBi)	Cable Loss (dBi)	Spurous Emission level (dBm)	Limit Line (dBm)	Over Limit (dBm)	Polarization
3558.60	-61.67	12.52	0.74	-49.89	-13.00	-36.89	Vertical
5337.00	-56.19	12.27	1.08	-45.00	-13.00	-32.00	Vertical
7117.20	-47.02	11.74	1.60	-36.88	-13.00	-23.88	Vertical
3558.60	-61.37	12.52	0.74	-49.59	-13.00	-36.59	Horizontal
5337.00	-56.24	12.27	1.08	-45.05	-13.00	-32.05	Horizontal
7117.20	-49.05	11.74	1.60	-38.91	-13.00	-25.91	Horizontal

Remark:

11. The emission levels of below 1 GHz are very lower than the limit and not show in test report.

Band 66 (20MHz)							
Lowest channel							
Frequency (MHz)	Level at antenna terminals (dBm)	Substitute antenna gain (dBi)	Cable Loss (dBi)	Spurous Emission level (dBm)	Limit Line (dBm)	Over Limit (dBm)	Polarization
3440.00	-60.43	12.34	0.71	-48.80	-13.00	-35.80	Vertical
5160.00	-56.44	12.67	1.03	-44.80	-13.00	-31.80	Vertical
6880.00	-47.43	11.55	1.54	-37.42	-13.00	-24.42	Vertical
3440.00	-61.40	12.34	0.71	-49.77	-13.00	-36.77	Horizontal
5160.00	-56.38	12.67	1.03	-44.74	-13.00	-31.74	Horizontal
6880.00	-48.67	11.55	1.54	-38.66	-13.00	-25.66	Horizontal
Middle channel							
Frequency (MHz)	Level at antenna terminals (dBm)	Substitute antenna gain (dBi)	Cable Loss (dBi)	Spurous Emission level (dBm)	Limit Line (dBm)	Over Limit (dBm)	Polarization
3490.00	-61.52	12.48	0.68	-49.72	-13.00	-36.72	Vertical
5235.00	-57.13	12.51	1.06	-45.68	-13.00	-32.68	Vertical
6980.00	-47.09	11.94	1.57	-36.72	-13.00	-23.72	Vertical
3490.00	-61.20	12.48	0.68	-49.40	-13.00	-36.40	Horizontal
5235.00	-56.37	12.51	1.06	-44.92	-13.00	-31.92	Horizontal
6980.00	-48.74	11.94	1.57	-38.37	-13.00	-25.37	Horizontal
Highest channel							
Frequency (MHz)	Level at antenna terminals (dBm)	Substitute antenna gain (dBi)	Cable Loss (dBi)	Spurous Emission level (dBm)	Limit Line (dBm)	Over Limit (dBm)	Polarization
3540.00	-61.87	12.52	0.74	-50.09	-13.00	-37.09	Vertical
5310.00	-56.14	12.45	1.08	-44.77	-13.00	-31.77	Vertical
7080.00	-47.48	11.79	1.60	-37.29	-13.00	-24.29	Vertical
3540.00	-61.29	12.52	0.74	-49.51	-13.00	-36.51	Horizontal
5310.00	-56.23	12.45	1.08	-44.86	-13.00	-31.86	Horizontal
7080.00	-48.98	11.79	1.60	-38.79	-13.00	-25.79	Horizontal

Remark:

12. The emission levels of below 1 GHz are very lower than the limit and not show in test report.

6.6 Frequency stability V.S. Temperature measurement

Test Requirement:	Part 22.355, Part 24.235, Part 27.54, Part 2.1055(a)(1)(b)
Limit:	±2.5 ppm for Band 5 Within authorized band for Band 2 & 4 & 12 & 17 & 66
Test setup:	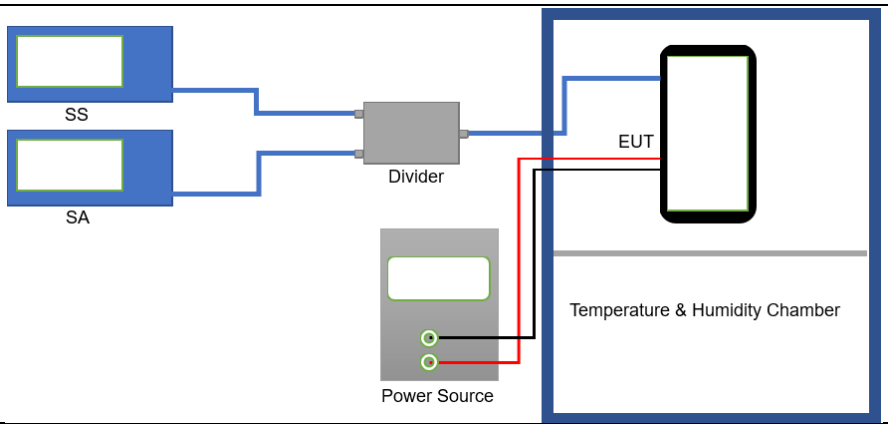
Test procedure:	1. The equipment under test was connected to an external DC power supply and input rated voltage. 2. RF output was connected to a frequency counter or spectrum analyzer via feed through attenuators. 3. The EUT was placed inside the temperature chamber. 4. Set the spectrum analyzer RBW low enough to obtain the desired frequency resolution and measure EUT 25℃ operating frequency as reference frequency. 5. Turn EUT off and set the chamber temperature to –30℃. After the temperature stabilized for approximately 30 minutes recorded the frequency. 6. Repeat step measure with 10℃ increased per stage until the highest temperature of +50℃ reached
Test Instruments:	Refer to section 5.10 for details
Test mode:	Refer to section 5.3 for details
Test results:	Passed

Measurement Data (worst case):

LTE Band 2 part:

Reference Frequency: LTE Band 2 (10MHz) Middle channel=18900 channel=1880.00MHz					
Power supplied (Vdc)	Temperature (℃)	Frequency error		Limit (ppm)	Result
		Hz	ppm		
QPSK					
3.70	-30	183	0.097340	Within authorized band for Band 2	Pass
	-20	176	0.093617		
	-10	169	0.089894		
	0	160	0.085106		
	10	154	0.081915		
	20	143	0.076064		
	30	136	0.072340		
	40	130	0.069149		
	50	123	0.065426		
16QAM					
3.70	-30	180	0.095745	Within authorized band for Band 2	Pass
	-20	173	0.092021		
	-10	165	0.087766		
	0	158	0.084043		
	10	150	0.079787		
	20	146	0.077660		
	30	138	0.073404		
	40	131	0.069681		
	50	120	0.063830		
Note: Only the worst case shown in the report.					

LTE Band 4 part:

Reference Frequency: LTE Band 4 (10MHz) Middle channel=20175 channel=1732.50MHz					
Power supplied (Vdc)	Temperature (℃)	Frequency error		Limit (ppm)	Result
		Hz	ppm		
QPSK					
3.70	-30	176	0.101587	Within authorized band for Band 4	Pass
	-20	161	0.092929		
	-10	154	0.088889		
	0	148	0.085426		
	10	140	0.080808		
	20	133	0.076768		
	30	126	0.072727		
	40	120	0.069264		
	50	115	0.066378		
16QAM					
3.70	-30	170	0.098124	Within authorized band for Band 4	Pass
	-20	163	0.094084		
	-10	157	0.090620		
	0	149	0.086003		
	10	143	0.082540		
	20	139	0.080231		
	30	134	0.077345		
	40	124	0.071573		
	50	112	0.064646		
Note: Only the worst case shown in the report.					

LTE Band 5 part:

Reference Frequency: LTE Band 5 (10MHz) Middle channel=20525 channel=836.50MHz					
Power supplied (Vdc)	Temperature (℃)	Frequency error		Limit (ppm)	Result
		Hz	ppm		
QPSK					
3.70	-30	168	0.200837	±2.5	Pass
	-20	162	0.193664		
	-10	154	0.184100		
	0	146	0.174537		
	10	139	0.166169		
	20	134	0.160191		
	30	126	0.150628		
	40	120	0.143455		
	50	114	0.136282		
16QAM					
3.70	-30	165	0.197250	±2.5	Pass
	-20	158	0.188882		
	-10	150	0.179319		
	0	141	0.168559		
	10	135	0.161387		
	20	128	0.153019		
	30	120	0.143455		
	40	115	0.137478		
	50	107	0.127914		
Note: Only the worst case shown in the report.					

LTE Band 12 part:

Reference Frequency: LTE Band 12 (10MHz) Middle channel=23095 channel=707.50MHz					
Power supplied (Vdc)	Temperature (℃)	Frequency error		Limit (ppm)	Result
		Hz	ppm		
QPSK					
3.70	-30	172	0.243110	Within authorized band for Band 12	Pass
	-20	164	0.231802		
	-10	156	0.220495		
	0	142	0.200707		
	10	120	0.169611		
	20	134	0.189399		
	30	126	0.178092		
	40	107	0.151237		
	50	113	0.159717		
16QAM					
3.70	-30	170	0.240283	Within authorized band for Band 12	Pass
	-20	159	0.224735		
	-10	164	0.231802		
	0	140	0.197880		
	10	153	0.216254		
	20	133	0.187986		
	30	127	0.179505		
	40	121	0.171025		
	50	110	0.155477		
Note: Only the worst case shown in the report.					

LTE Band 17 part:

Reference Frequency: LTE Band 17 (10MHz) Middle channel=23790 channel=710.00MHz					
Power supplied (Vdc)	Temperature (℃)	Frequency error		Limit (ppm)	Result
		Hz	ppm		
QPSK					
3.70	-30	169	0.238028	Within authorized band for Band 17	Pass
	-20	151	0.212676		
	-10	147	0.207042		
	0	133	0.187324		
	10	142	0.200000		
	20	126	0.177465		
	30	119	0.167606		
	40	107	0.150704		
	50	160	0.225352		
16QAM					
3.70	-30	165	0.232394	Within authorized band for Band 17	Pass
	-20	158	0.222535		
	-10	150	0.211268		
	0	143	0.201408		
	10	138	0.194366		
	20	132	0.185915		
	30	127	0.178873		
	40	118	0.166197		
	50	101	0.142254		
Note: Only the worst case shown in the report.					

LTE Band 66 part:

Reference Frequency: LTE Band 66 (10MHz) Middle channel=132322 channel=1745.00MHz					
Power supplied (Vdc)	Temperature (℃)	Frequency error		Limit (ppm)	Result
		Hz	ppm		
QPSK					
3.70	-30	187	0.107163	Within authorized band for Band 66	Pass
	-20	155	0.088825		
	-10	163	0.093410		
	0	123	0.070487		
	10	180	0.103152		
	20	174	0.099713		
	30	114	0.065330		
	40	105	0.060172		
	50	150	0.085960		
16QAM					
3.70	-30	180	0.103152	Within authorized band for Band 66	Pass
	-20	150	0.085960		
	-10	166	0.095129		
	0	122	0.069914		
	10	144	0.082521		
	20	140	0.080229		
	30	156	0.089398		
	40	113	0.064756		
	50	138	0.079083		
Note: Only the worst case shown in the report.					

6.7 Frequency stability V.S. Voltage measurement

Test Requirement:	Part 22.355, Part 24.235, Part 27.54, Part 2.1055(d)(2)
Limit:	±2.5 ppm for Band 5 Within authorized band for Band 2 & 4 & 12 & 17 & 66
Test setup:	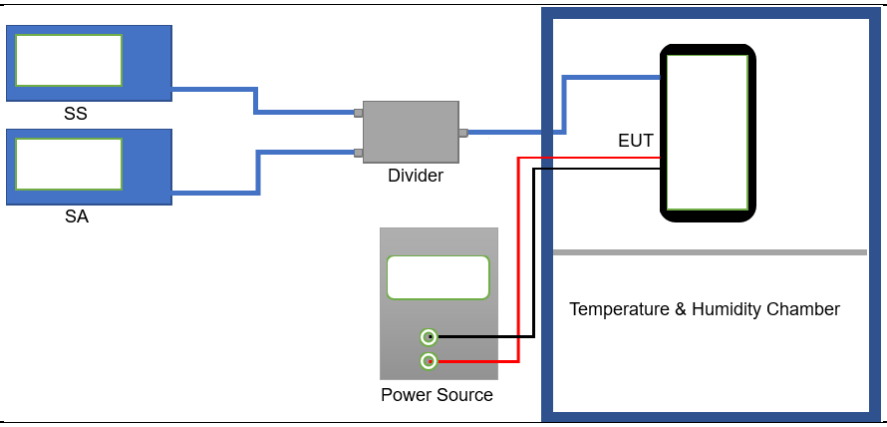
Test procedure:	1. Set chamber temperature to 25℃. Use a variable DC power source to power the EUT and set the voltage to rated voltage. 2. Set the spectrum analyzer RBW low enough to obtain the desired frequency resolution and recorded the frequency. 3. Reduce the input voltage to specify extreme voltage variation (+/-15%) and endpoint, record the maximum frequency change.
Test Instruments:	Refer to section 5.10 for details
Test mode:	Refer to section 5.3 for details
Test results:	Passed

Measurement Data (worst case):

LTE Band 2 part:

Reference Frequency: LTE Band 2(10MHz) Middle channel=18900 channel=1880.00MHz					
Temperature (℃)	Power supplied (Vdc)	Frequency error		Limit (ppm)	Result
		Hz	ppm		
QPSK					
25	4.20	80	0.042553	Within authorized band for Band 2	Pass
	3.70	70	0.037234		
	3.50	50	0.026596		
16QAM					
25	4.20	79	0.042021	Within authorized band for Band 2	Pass
	3.70	58	0.030851		
	3.50	64	0.034043		
Note: Only the worst case shown in the report.					

LTE Band 4 part:

Reference Frequency: LTE Band 4(10MHz) Middle channel=20175 channel=1732.50MHz					
Temperature (℃)	Power supplied (Vdc)	Frequency error		Limit (ppm)	Result
		Hz	ppm		
QPSK					
25	4.20	90	0.051948	Within authorized band for Band 4	Pass
	3.70	82	0.047330		
	3.50	70	0.040404		
16QAM					
25	4.20	88	0.050794	Within authorized band for Band 4	Pass
	3.70	76	0.043867		
	3.50	63	0.036364		
Note: Only the worst case shown in the report.					

LTE Band 5 part:

Reference Frequency: LTE Band 5(10MHz) Middle channel=20525 channel=836.50MHz					
Temperature (℃)	Power supplied (Vdc)	Frequency error		Limit (ppm)	Result
		Hz	ppm		
QPSK					
25	4.20	85	0.101614	±2.5	Pass
	3.70	71	0.084877		
	3.50	65	0.077705		
16QAM					
25	4.20	83	0.099223	±2.5	Pass
	3.70	69	0.082487		
	3.50	58	0.069337		
Note: Only the worst case shown in the report.					

LTE Band 12 part:

Reference Frequency: LTE Band 12(10MHz) Middle channel=23095 channel=707.50MHz					
Temperature (℃)	Power supplied (Vdc)	Frequency error		Limit (ppm)	Result
		Hz	ppm		
QPSK					
25	4.20	90	0.127208	Within authorized band for Band 12	Pass
	3.70	80	0.113074		
	3.50	50	0.070671		
16QAM					
25	4.20	86	0.121555	Within authorized band for Band 12	Pass
	3.70	73	0.103180		
	3.50	65	0.091873		
Note: Only the worst case shown in the report.					

LTE Band 17 part:

Reference Frequency: LTE Band 17(10MHz) Middle channel=23790 channel=710.00MHz					
Temperature (℃)	Power supplied (Vdc)	Frequency error		Limit (ppm)	Result
		Hz	ppm		
QPSK					
25	4.20	86	0.121127	Within authorized band for Band 17	Pass
	3.70	70	0.098592		
	3.50	57	0.080282		
16QAM					
25	4.20	80	0.112676	Within authorized band for Band 17	Pass
	3.70	69	0.097183		
	3.50	54	0.076056		
Note: Only the worst case shown in the report.					

LTE Band 66 part:

Reference Frequency: LTE Band 66(10MHz) Middle channel=132332 channel=1745.00MHz					
Temperature (℃)	Power supplied (Vdc)	Frequency error		Limit (ppm)	Result
		Hz	ppm		
QPSK					
25	4.20	89	0.051003	Within authorized band for Band 66	Pass
	3.70	65	0.037249		
	3.50	74	0.042407		
16QAM					
25	4.20	80	0.045845	Within authorized band for Band 66	Pass
	3.70	50	0.028653		
	3.50	48	0.027507		
Note: Only the worst case shown in the report.					