Mode	3	
	Harmonic	
	2400-2483.5_Bluetooth-LE_GFSK _CH39_2480MHz	
ANT	1	
Pol.	Horizontal	Vertical
Peak Avg	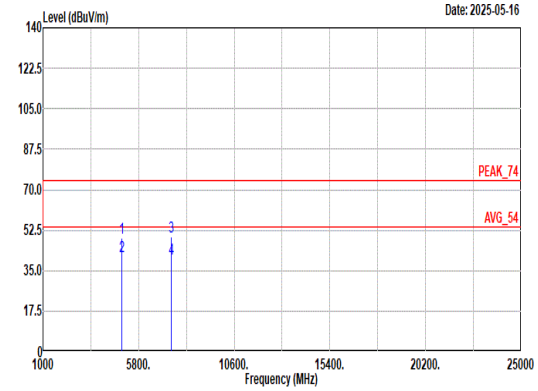 Site : 03CH23-HY Condition: PEAK_74 3m DRH18-E_LE2C05A18EN_240620 HORIZONTAL Freq Level Limit Line Margin Read Level Ant Factor Cable Loss Preamp Factor Aux Factor APos TPos Remark MHz dBuV/m dBuV/m dB dBuV dB/m dB dB dB cm deg 1 4960.00 49.27 74.00 -24.73 37.65 32.80 10.38 33.18 1.62 100 243 Peak 2 4960.00 41.37 54.00 -12.63 29.75 32.80 10.38 33.18 1.62 100 243 Average 3 7440.00 49.70 74.00 -24.30 34.00 37.20 12.59 36.07 1.98 -- -- Peak 4 7440.00 40.14 54.00 -13.86 24.44 37.20 12.59 36.07 1.98 -- -- Average	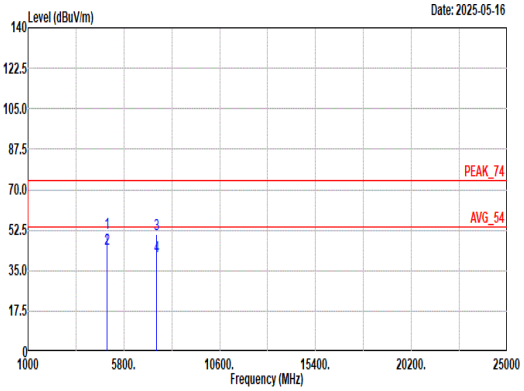 Site : 03CH23-HY Condition: PEAK_74 3m DRH18-E_LE2C05A18EN_240620 VERTICAL Freq Level Limit Line Margin Read Level Ant Factor Cable Loss Preamp Factor Aux Factor APos TPos Remark MHz dBuV/m dBuV/m dB dBuV dB/m dB dB dB cm deg 1 4960.00 51.14 74.00 -22.86 39.52 32.80 10.38 33.18 1.62 100 345 Peak 2 4960.00 44.51 54.00 -9.49 32.89 32.80 10.38 33.18 1.62 100 345 Average 3 7440.00 50.52 74.00 -23.48 34.82 37.20 12.59 36.07 1.98 -- -- Peak 4 7440.00 40.96 54.00 -13.04 25.26 37.20 12.59 36.07 1.98 -- -- Average

C2-1. Radiated Spurious Emission Test Modes

Mode	Band (MHz)	Antenna	Modulation	Channel	Frequency	Data Rate	RU	Remark
Mode 4	2400-2483.5	1	Bluetooth-LE_GFSK	01	2404	2Mbps	-	-
Mode 5	2400-2483.5	1	Bluetooth-LE_GFSK	19	2440	2Mbps	-	-
Mode 6	2400-2483.5	1	Bluetooth-LE_GFSK	38	2478	2Mbps	-	-

C2-2. Summary of each worse mode

Mode	Modulation	Ch.	Freq. (MHz)	Level (dBuV/m)	Limit (dBuV/m)	Margin (dB)	Pol.	Peak Avg.	Result	RU	Remark
4	Bluetooth-LE_GFSK	01	2355.87	39.99	54.00	-14.01	H	Avg.	Pass	-	Band Edge
	Bluetooth-LE_GFSK	01	4808.00	40.99	54.00	-13.01	V	Avg.	Pass	-	Harmonic
5	Bluetooth-LE_GFSK	19	2344.06	40.09	54.00	-13.91	H	Avg.	Pass	-	Band Edge
	Bluetooth-LE_GFSK	19	4880.00	41.17	54.00	-12.83	V	Avg.	Pass	-	Harmonic
6	Bluetooth-LE_GFSK	38	2483.61	39.58	54.00	-14.42	H	Avg.	Pass	-	Band Edge
	Bluetooth-LE_GFSK	38	4956.00	42.21	54.00	-11.79	V	Avg.	Pass	-	Harmonic

Mode	4	
	Band Edge	
	2400-2483.5_Bluetooth-LE_GFSK _CH01_2404MHz	
ANT	1	
Pol.	Horizontal	Fundamental
Peak	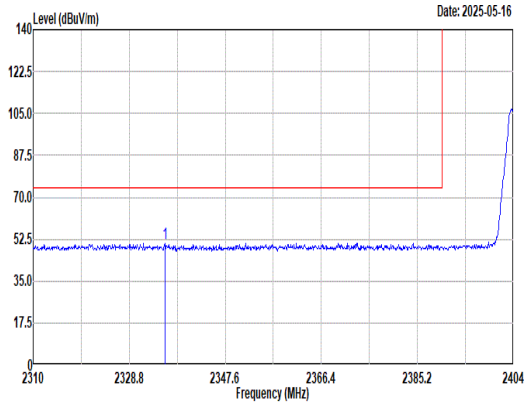 Site : 03CH23-HY Condition: PEAK_BE_74 3m DRH18-E_LE2C05A18EN_240620 HORIZONTAL : RBW:1000.000kHz VBW:3000.000kHz SWT:Auto Freq Level Limit Line Margin Read Level Ant Factor Cable Loss Preamp Factor Aux Factor APos TPos Remark MHz dBuV/m dBuV/m dB dBuV dB/m dB dB dB cm deg 1 2335.76 50.84 74.00 -23.16 38.09 27.18 7.13 31.93 10.37 100 292 Peak	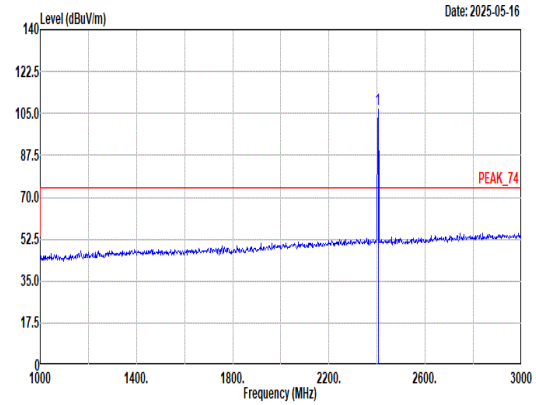 Site : 03CH23-HY Condition: PEAK_74 3m DRH18-E_LE2C05A18EN_240620 HORIZONTAL : RBW:1000.000kHz VBW:3000.000kHz SWT:Auto Freq Level Limit Line Margin Read Level Ant Factor Cable Loss Preamp Factor Aux Factor APos TPos Remark MHz dBuV/m dBuV/m dB dBuV dB/m dB dB dB cm deg 1 2404.00 106.88 ------ ------ 94.19 27.04 7.24 31.97 10.38 100 292 Peak
Avg	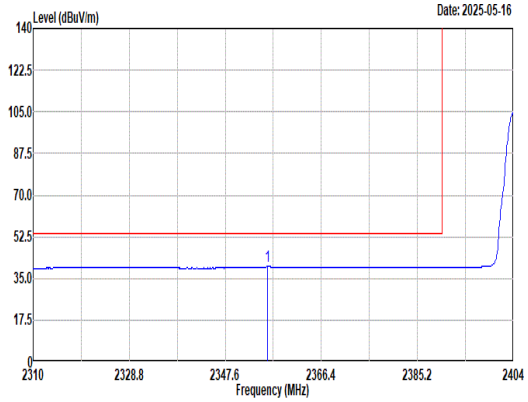 Site : 03CH23-HY Condition: AVG_BE_54 3m DRH18-E_LE2C05A18EN_240620 HORIZONTAL : RBW:1000.000kHz VBW:0.010kHz SWT:Auto Freq Level Limit Line Margin Read Level Ant Factor Cable Loss Preamp Factor Aux Factor APos TPos Remark MHz dBuV/m dBuV/m dB dBuV dB/m dB dB dB cm deg 1 2355.87 39.99 54.00 -14.01 27.24 27.16 7.16 31.94 10.37 100 292 Average	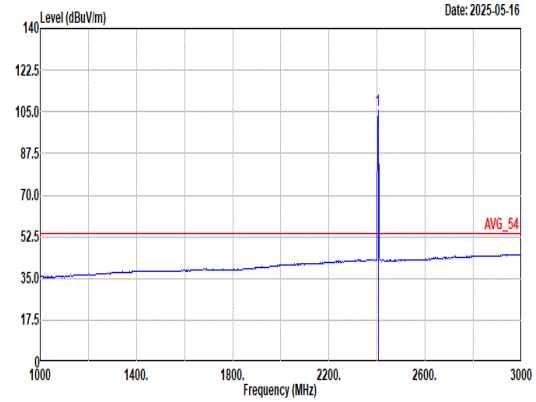 Site : 03CH23-HY Condition: AVG_54 3m DRH18-E_LE2C05A18EN_240620 HORIZONTAL : RBW:1000.000kHz VBW:0.010kHz SWT:Auto Freq Level Limit Line Margin Read Level Ant Factor Cable Loss Preamp Factor Aux Factor APos TPos Remark MHz dBuV/m dBuV/m dB dBuV dB/m dB dB dB cm deg 1 2404.00 105.65 ------ ------ 92.96 27.04 7.24 31.97 10.38 100 292 Average

Mode	4	
	Band Edge	
	2400-2483.5_Bluetooth-LE_GFSK _CH01_2404MHz	
ANT	1	
Pol.	Vertical	Fundamental
Peak	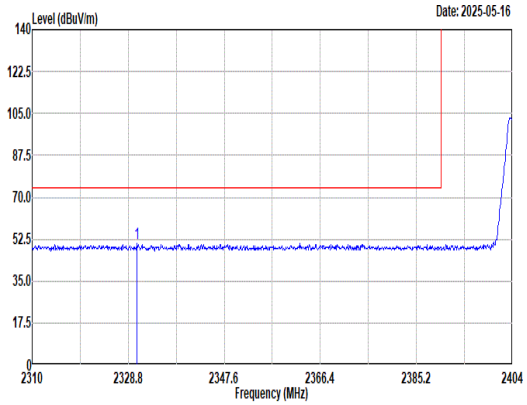 Site : 03CH23-HY Condition: PEAK_BE_74 3m DRH18-E_LE2C05A18EN_240620 VERTICAL : RBW:1000.000kHz VBW:3000.000kHz SWT:Auto Freq Level Limit Line Margin Read Level Ant Factor Cable Loss Preamp Factor Aux Factor APos TPos Remark MHz dBuV/m dBuV/m dB dBuV dB/m dB dB dB cm deg 1 2330.49 50.77 74.00 -23.23 37.91 27.29 7.12 31.92 10.37 386 247 Peak	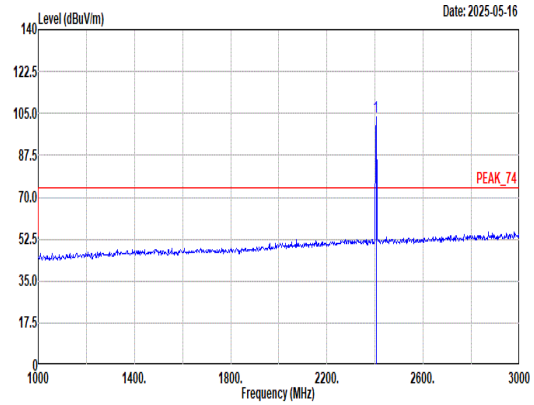 Site : 03CH23-HY Condition: PEAK_74 3m DRH18-E_LE2C05A18EN_240620 VERTICAL : RBW:1000.000kHz VBW:3000.000kHz SWT:Auto Freq Level Limit Line Margin Read Level Ant Factor Cable Loss Preamp Factor Aux Factor APos TPos Remark MHz dBuV/m dBuV/m dB dBuV dB/m dB dB dB cm deg 1 2404.00 103.43 ------ ------ 90.74 27.04 7.24 31.97 10.38 386 247 Peak
Avg	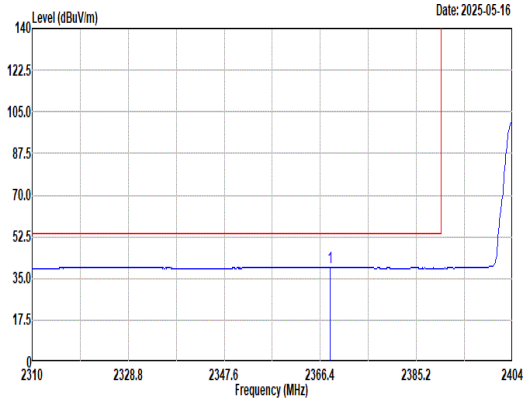 Site : 03CH23-HY Condition: AVG_BE_54 3m DRH18-E_LE2C05A18EN_240620 VERTICAL : RBW:1000.000kHz VBW:0.010kHz SWT:Auto Freq Level Limit Line Margin Read Level Ant Factor Cable Loss Preamp Factor Aux Factor APos TPos Remark MHz dBuV/m dBuV/m dB dBuV dB/m dB dB dB cm deg 1 2368.28 39.57 54.00 -14.43 26.77 27.20 7.18 31.95 10.37 386 247 Average	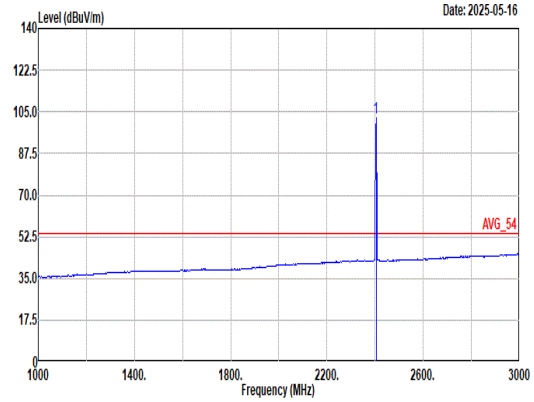 Site : 03CH23-HY Condition: AVG_54 3m DRH18-E_LE2C05A18EN_240620 VERTICAL : RBW:1000.000kHz VBW:0.010kHz SWT:Auto Freq Level Limit Line Margin Read Level Ant Factor Cable Loss Preamp Factor Aux Factor APos TPos Remark MHz dBuV/m dBuV/m dB dBuV dB/m dB dB dB cm deg 1 2404.00 102.25 ------ ------ 89.56 27.04 7.24 31.97 10.38 386 247 Average

Mode	4	
	Harmonic	
	2400-2483.5_Bluetooth-LE_GFSK _CH01_2404MHz	
ANT	1	
Pol.	Horizontal	Vertical
Peak Avg	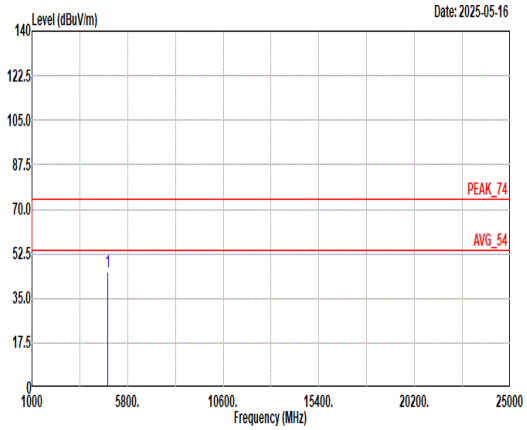 Site : 03CH23-HY Condition: PEAK_74 3m DRH18-E_LE2C05A18EN_240620 HORIZONTAL Freq Level Limit Line Margin Read Level Ant Factor Cable Loss Preamp Factor Aux Factor APos TPos Remark MHz dBuV/m dBuV/m dB dBuV dB/m dB dB dB cm deg 1 4808.00 45.22 74.00 -28.78 34.39 32.52 10.13 33.16 1.34 -- -- Peak	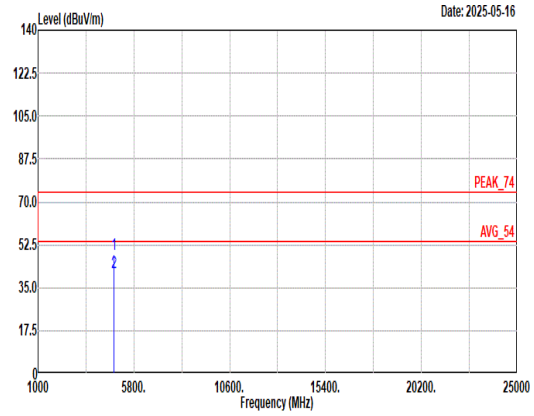 Site : 03CH23-HY Condition: PEAK_74 3m DRH18-E_LE2C05A18EN_240620 VERTICAL Freq Level Limit Line Margin Read Level Ant Factor Cable Loss Preamp Factor Aux Factor APos TPos Remark MHz dBuV/m dBuV/m dB dBuV dB/m dB dB dB cm deg 1 4808.00 48.59 74.00 -25.41 37.76 32.52 10.13 33.16 1.34 161 348 Peak 2 4808.00 40.99 54.00 -13.01 30.16 32.52 10.13 33.16 1.34 161 348 Average

Mode	5	
	Band Edge - L	
	2400-2483.5_Bluetooth-LE_GFSK _CH19_2440MHz	
ANT	1	
Pol.	Horizontal	Fundamental
Peak	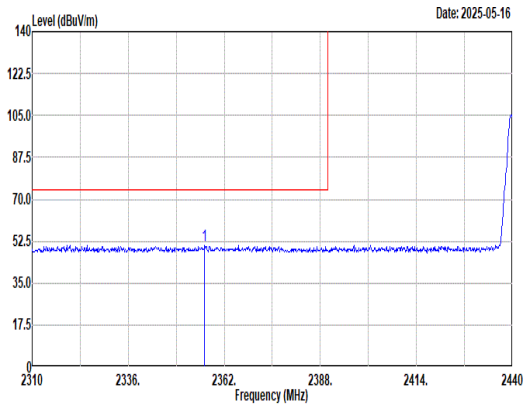 Site : 03CH23-HY Condition: PEAK_BE_74 3m DRH18-E_LE2C05A18EN_240620 HORIZONTAL : RBW:1000.000kHz VBW:3000.000kHz SWT:Auto Freq Level Limit Line Margin Read Level Ant Factor Cable Loss Preamp Factor Aux Factor APos TPos Remark MHz dBuV/m dBuV/m dB dBuV dB/m dB dB dB cm deg 1 2356.67 50.95 74.00 -23.05 38.19 27.17 7.16 31.94 10.37 115 285 Peak	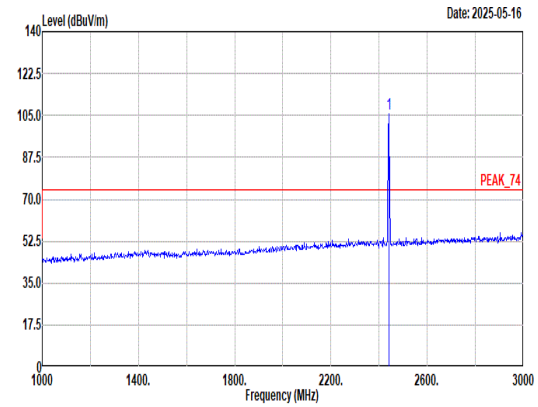 Site : 03CH23-HY Condition: PEAK_74 3m DRH18-E_LE2C05A18EN_240620 HORIZONTAL : RBW:1000.000kHz VBW:3000.000kHz SWT:Auto Freq Level Limit Line Margin Read Level Ant Factor Cable Loss Preamp Factor Aux Factor APos TPos Remark MHz dBuV/m dBuV/m dB dBuV dB/m dB dB dB cm deg 1 2440.00 105.43 ------ ------ 92.87 26.90 7.28 32.00 10.38 115 285 Peak
Avg	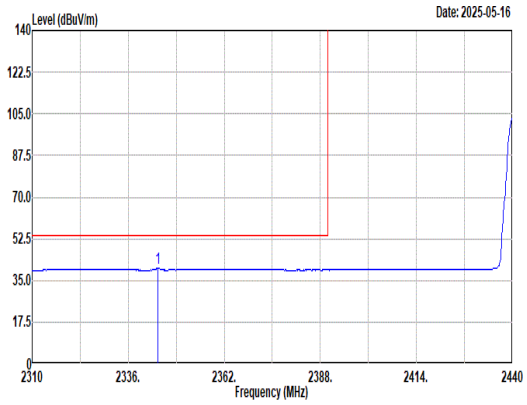 Site : 03CH23-HY Condition: AVG_BE_54 3m DRH18-E_LE2C05A18EN_240620 HORIZONTAL : RBW:1000.000kHz VBW:0.010kHz SWT:Auto Freq Level Limit Line Margin Read Level Ant Factor Cable Loss Preamp Factor Aux Factor APos TPos Remark MHz dBuV/m dBuV/m dB dBuV dB/m dB dB dB cm deg 1 2344.06 40.09 54.00 -13.91 27.41 27.10 7.14 31.93 10.37 115 285 Average	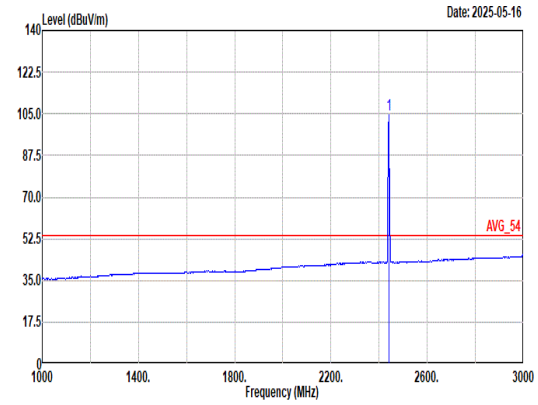 Site : 03CH23-HY Condition: AVG_54 3m DRH18-E_LE2C05A18EN_240620 HORIZONTAL : RBW:1000.000kHz VBW:0.010kHz SWT:Auto Freq Level Limit Line Margin Read Level Ant Factor Cable Loss Preamp Factor Aux Factor APos TPos Remark MHz dBuV/m dBuV/m dB dBuV dB/m dB dB dB cm deg 1 2440.00 104.36 ------ ------ 91.80 26.90 7.28 32.00 10.38 115 285 Average

Mode	5	
	Band Edge - R	
	2400-2483.5_Bluetooth-LE_GFSK _CH19_2440MHz	
ANT	1	
Pol.	Horizontal	Fundamental
Peak	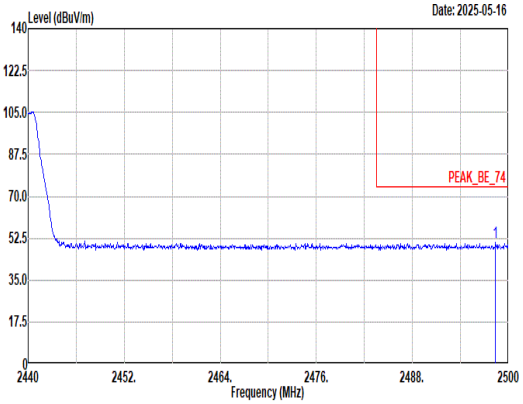 Site : 03CH23-HY Condition: PEAK_BE_74 3m DRH18-E_LE2C05A18EN_240620 HORIZONTAL : RBW:1000.000kHz VBW:3000.000kHz SWT:Auto Limit Read Ant Cable Preamp Aux APos TPos Freq Level Line Margin Level Factor Loss Factor Factor Remark MHz dBuV/m dBuV/m dB dBuV dB/m dB dB dB cm deg 1 2498.38 50.85 74.00 -23.15 38.25 26.90 7.36 32.04 10.38 115 285 Peak	Blank
Avg	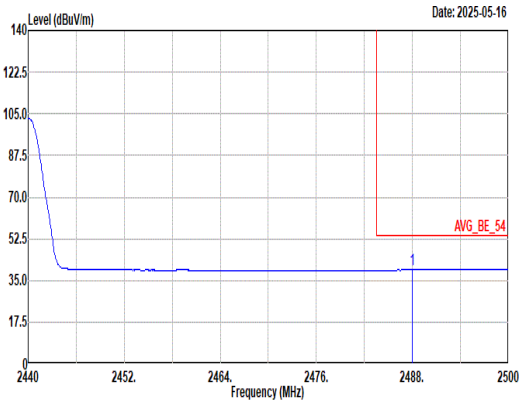 Site : 03CH23-HY Condition: AVG_BE_54 3m DRH18-E_LE2C05A18EN_240620 HORIZONTAL : RBW:1000.000kHz VBW:0.010kHz SWT:Auto Limit Read Ant Cable Preamp Aux APos TPos Freq Level Line Margin Level Factor Loss Factor Factor Remark MHz dBuV/m dBuV/m dB dBuV dB/m dB dB dB cm deg 1 2487.94 39.60 54.00 -14.40 27.03 26.88 7.34 32.03 10.38 115 285 Average	Blank

Mode	5	
	Band Edge - L	
	2400-2483.5_Bluetooth-LE_GFSK _CH19_2440MHz	
ANT	1	
Pol.	Vertical	Fundamental
Peak	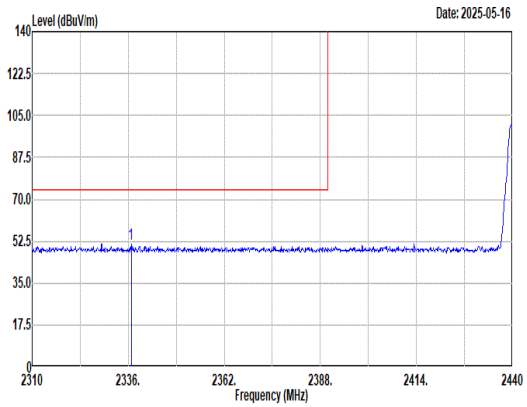 Site : 03CH23-HY Condition: PEAK_BE_74 3m DRH18-E_LE2C05A18EN_240620 VERTICAL : RBW:1000.000kHz VBW:3000.000kHz SWT:Auto 1 2336.78 51.14 74.00 -22.86 38.41 27.16 7.13 31.93 10.37 376 246 Peak	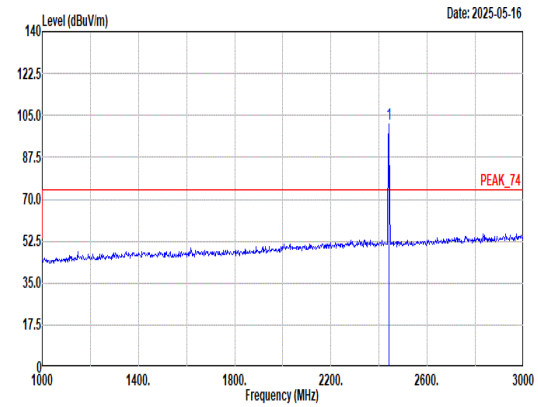 Site : 03CH23-HY Condition: PEAK_74 3m DRH18-E_LE2C05A18EN_240620 VERTICAL : RBW:1000.000kHz VBW:3000.000kHz SWT:Auto 1 2440.00 101.34 ------ ------ 88.78 26.90 7.28 32.00 10.38 376 246 Peak
Avg	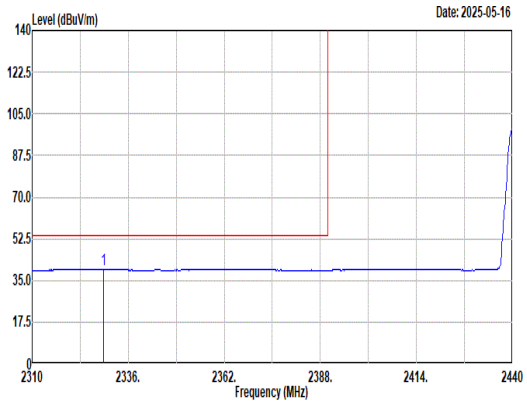 Site : 03CH23-HY Condition: AVG_BE_54 3m DRH18-E_LE2C05A18EN_240620 VERTICAL : RBW:1000.000kHz VBW:0.010kHz SWT:Auto 1 2329.24 39.55 54.00 -14.45 26.68 27.30 7.12 31.92 10.37 376 246 Average	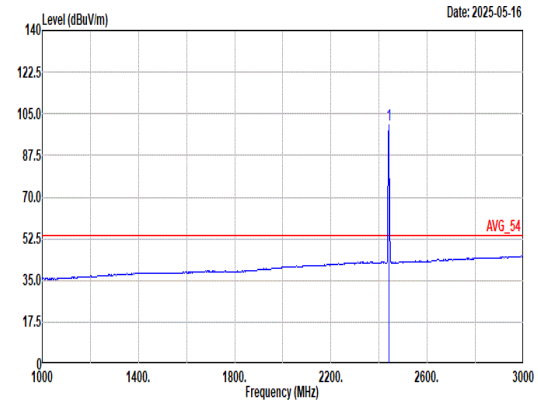 Site : 03CH23-HY Condition: AVG_54 3m DRH18-E_LE2C05A18EN_240620 VERTICAL : RBW:1000.000kHz VBW:0.010kHz SWT:Auto 1 2440.00 100.17 ------ ------ 87.61 26.90 7.28 32.00 10.38 376 246 Average

Mode	5	
	Band Edge - R	
	2400-2483.5_Bluetooth-LE_GFSK _CH19_2440MHz	
ANT	1	
Pol.	Vertical	Fundamental
Peak	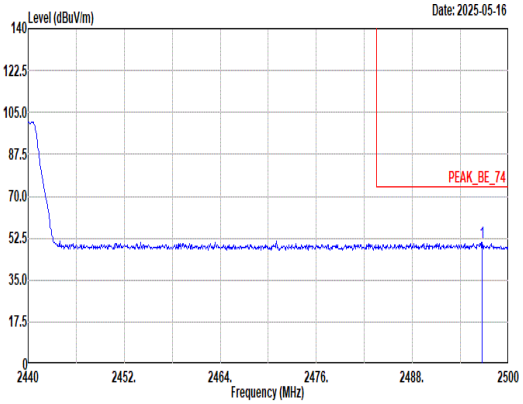 Site : 03CH23-HY Condition: PEAK_BE_74 3m DRH18-E_LE2C05A18EN_240620 VERTICAL : RBW:1000.000kHz VBW:3000.000kHz SWT:Auto Limit Read Ant Cable Preamp Aux APos TPos Freq Level Line Margin Level Factor Loss Factor Factor Remark MHz dBuV/m dBuV/m dB dBuV dB/m dB dB dB cm deg 1 2496.70 50.63 74.00 -23.37 38.03 26.90 7.36 32.04 10.38 376 246 Peak	Blank
Avg	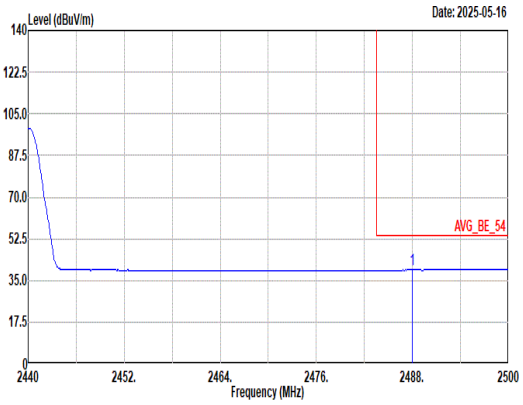 Site : 03CH23-HY Condition: AVG_BE_54 3m DRH18-E_LE2C05A18EN_240620 VERTICAL : RBW:1000.000kHz VBW:0.010kHz SWT:Auto Limit Read Ant Cable Preamp Aux APos TPos Freq Level Line Margin Level Factor Loss Factor Factor Remark MHz dBuV/m dBuV/m dB dBuV dB/m dB dB dB cm deg 1 2487.94 39.43 54.00 -14.57 26.86 26.88 7.34 32.03 10.38 376 246 Average	Blank

Mode	5	
	Harmonic	
	2400-2483.5_Bluetooth-LE_GFSK _CH19_2440MHz	
ANT	1	
Pol.	Horizontal	Vertical
Peak Avg	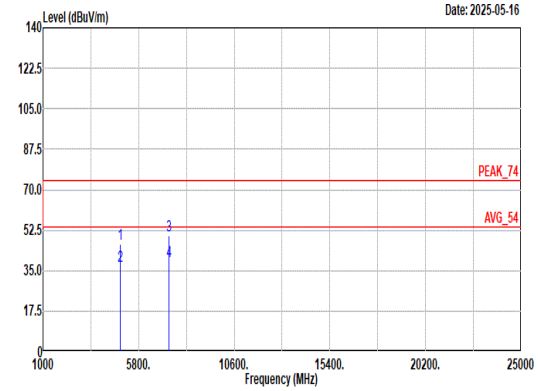 Site : 03CH23-HY Condition: PEAK_74 3m DRH18-E_LE2C05A18EN_240620 HORIZONTAL Freq Level Limit Line Margin Read Level Ant Factor Cable Loss Preamp Factor Aux Factor APos TPos Remark MHz dBuV/m dBuV/m dB dBuV dB/m dB dB dB cm deg 1 4880.00 46.32 74.00 -27.68 35.11 32.66 10.25 33.17 1.47 100 216 Peak 2 4880.00 36.90 54.00 -17.10 25.69 32.66 10.25 33.17 1.47 100 216 Average 3 7320.00 50.24 74.00 -23.76 34.36 37.36 12.49 35.98 2.01 -- -- Peak 4 7320.00 38.99 54.00 -15.01 23.11 37.36 12.49 35.98 2.01 -- -- Average	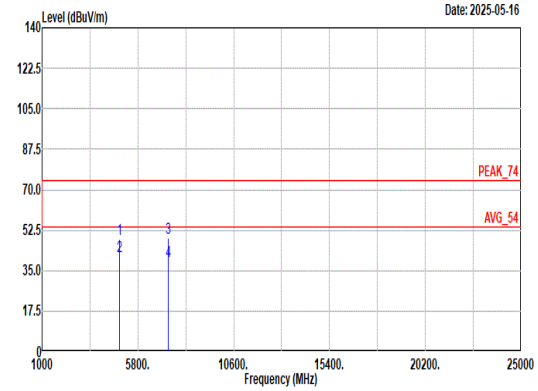 Site : 03CH23-HY Condition: PEAK_74 3m DRH18-E_LE2C05A18EN_240620 VERTICAL Freq Level Limit Line Margin Read Level Ant Factor Cable Loss Preamp Factor Aux Factor APos TPos Remark MHz dBuV/m dBuV/m dB dBuV dB/m dB dB dB cm deg 1 4880.00 48.36 74.00 -25.64 37.15 32.66 10.25 33.17 1.47 133 346 Peak 2 4880.00 41.17 54.00 -12.83 29.96 32.66 10.25 33.17 1.47 133 346 Average 3 7320.00 49.11 74.00 -24.89 33.23 37.36 12.49 35.98 2.01 -- -- Peak 4 7320.00 38.97 54.00 -15.03 23.09 37.36 12.49 35.98 2.01 -- -- Average

Mode	6	
	Band Edge	
	2400-2483.5_Bluetooth-LE_GFSK _CH38_2478MHz	
ANT	1	
Pol.	Horizontal	Fundamental
Peak	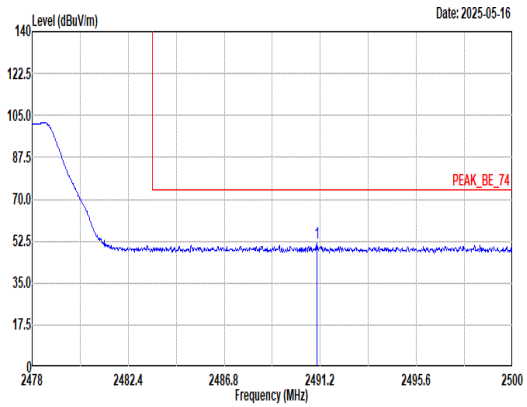 Site : 03CH23-HY Condition: PEAK_BE_74 3m DRH18-E_LE2C05A18EN_240620 HORIZONTAL : RBW:1000.000kHz VBW:3000.000kHz SWT:Auto Freq Level Limit Line Margin Read Level Ant Factor Cable Loss Preamp Factor Aux Factor APos TPos Remark MHz dBuV/m dBuV/m dB dBuV dB/m dB dB dB cm deg 1 2491.05 51.87 74.00 -22.13 39.27 26.90 7.35 32.03 10.38 108 285 Peak	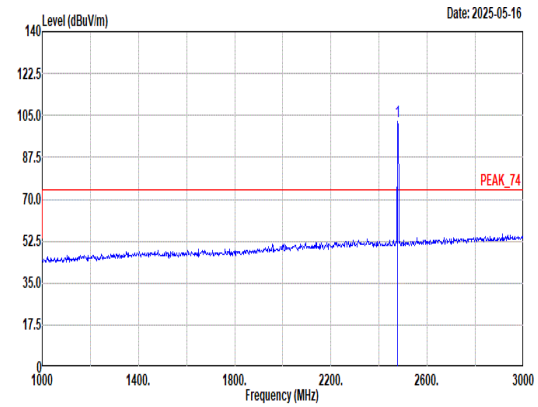 Site : 03CH23-HY Condition: PEAK_74 3m DRH18-E_LE2C05A18EN_240620 HORIZONTAL : RBW:1000.000kHz VBW:3000.000kHz SWT:Auto Freq Level Limit Line Margin Read Level Ant Factor Cable Loss Preamp Factor Aux Factor APos TPos Remark MHz dBuV/m dBuV/m dB dBuV dB/m dB dB dB cm deg 1 2478.00 102.36 ------ ------ 89.88 26.80 7.33 32.03 10.38 108 285 Peak
Avg	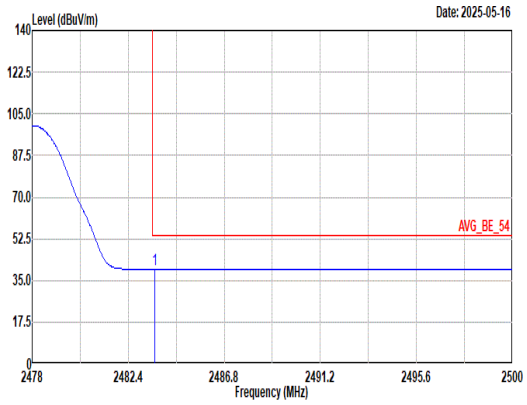 Site : 03CH23-HY Condition: AVG_BE_54 3m DRH18-E_LE2C05A18EN_240620 HORIZONTAL : RBW:1000.000kHz VBW:0.010kHz SWT:Auto Freq Level Limit Line Margin Read Level Ant Factor Cable Loss Preamp Factor Aux Factor APos TPos Remark MHz dBuV/m dBuV/m dB dBuV dB/m dB dB dB cm deg 1 2483.61 39.58 54.00 -14.42 27.05 26.84 7.34 32.03 10.38 108 285 Average	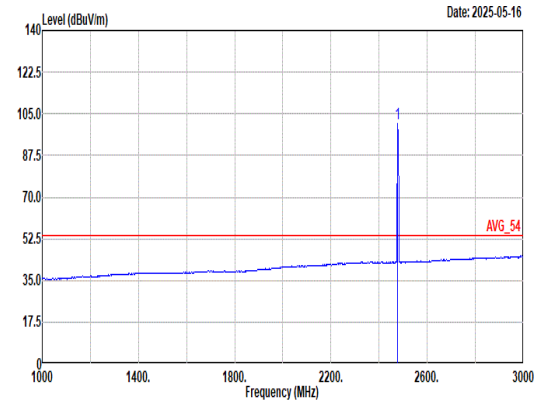 Site : 03CH23-HY Condition: AVG_54 3m DRH18-E_LE2C05A18EN_240620 HORIZONTAL : RBW:1000.000kHz VBW:0.010kHz SWT:Auto Freq Level Limit Line Margin Read Level Ant Factor Cable Loss Preamp Factor Aux Factor APos TPos Remark MHz dBuV/m dBuV/m dB dBuV dB/m dB dB dB cm deg 1 2478.00 101.17 ------ ------ 88.69 26.80 7.33 32.03 10.38 108 285 Average

Mode	6	
	Band Edge	
	2400-2483.5_Bluetooth-LE_GFSK _CH38_2478MHz	
ANT	1	
Pol.	Vertical	Fundamental
Peak	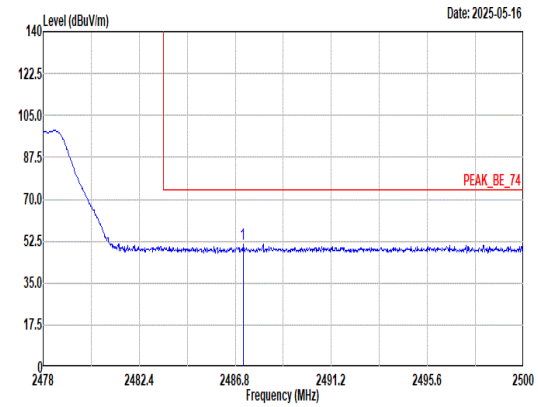 Site : 03CH23-HY Condition: PEAK_BE_74 3m DRH18-E_LE2C05A18EN_240620 VERTICAL : RBW:1000.000kHz VBW:3000.000kHz SWT:Auto Freq Level Limit Line Margin Read Level Ant Factor Cable Loss Preamp Factor Aux Factor APos TPos Remark MHz dBuV/m dBuV/m dB dBuV dB/m dB dB dB cm deg 1 2487.15 51.39 74.00 -22.61 38.83 26.87 7.34 32.03 10.38 358 245 Peak	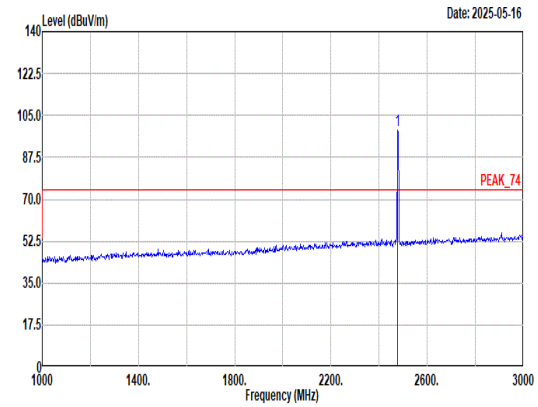 Site : 03CH23-HY Condition: PEAK_74 3m DRH18-E_LE2C05A18EN_240620 VERTICAL : RBW:1000.000kHz VBW:3000.000kHz SWT:Auto Freq Level Limit Line Margin Read Level Ant Factor Cable Loss Preamp Factor Aux Factor APos TPos Remark MHz dBuV/m dBuV/m dB dBuV dB/m dB dB dB cm deg 1 2478.00 98.93 ------ ------ 86.45 26.80 7.33 32.03 10.38 358 245 Peak
Avg	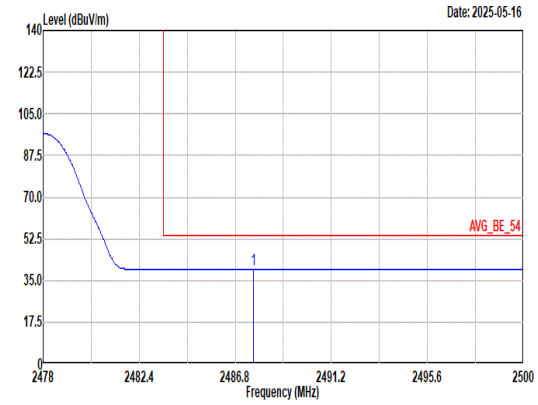 Site : 03CH23-HY Condition: AVG_BE_54 3m DRH18-E_LE2C05A18EN_240620 VERTICAL : RBW:1000.000kHz VBW:0.010kHz SWT:Auto Freq Level Limit Line Margin Read Level Ant Factor Cable Loss Preamp Factor Aux Factor APos TPos Remark MHz dBuV/m dBuV/m dB dBuV dB/m dB dB dB cm deg 1 2487.64 39.47 54.00 -14.53 26.90 26.88 7.34 32.03 10.38 358 245 Average	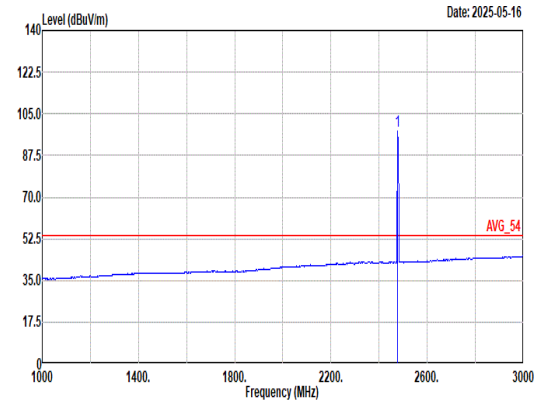 Site : 03CH23-HY Condition: AVG_54 3m DRH18-E_LE2C05A18EN_240620 VERTICAL : RBW:1000.000kHz VBW:0.010kHz SWT:Auto Freq Level Limit Line Margin Read Level Ant Factor Cable Loss Preamp Factor Aux Factor APos TPos Remark MHz dBuV/m dBuV/m dB dBuV dB/m dB dB dB cm deg 1 2478.00 97.93 ------ ------ 85.45 26.80 7.33 32.03 10.38 358 245 Average

Mode	6	
	Harmonic	
	2400-2483.5_Bluetooth-LE_GFSK _CH38_2478MHz	
ANT	1	
Pol.	Horizontal	Vertical
Peak Avg	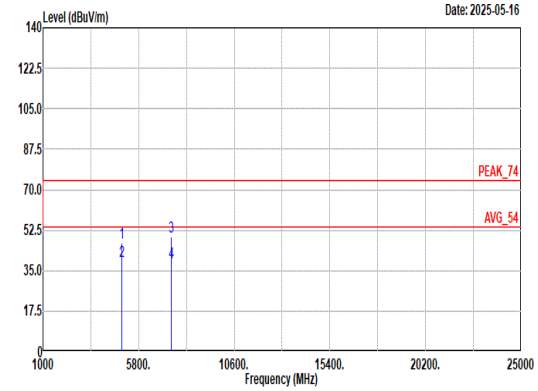 Site : 03CH23-HY Condition: PEAK_74 3m DRH18-E_LE2C05A18EN_240620 HORIZONTAL Freq Level Limit Line Margin Read Level Ant Factor Cable Loss Preamp Factor Aux Factor APos TPos Remark MHz dBuV/m dBuV/m dB dBuV dB/m dB dB dB cm deg 1 4956.00 47.03 74.00 -26.97 35.41 32.80 10.38 33.18 1.62 100 192 Peak 2 4956.00 39.28 54.00 -14.72 27.66 32.80 10.38 33.18 1.62 100 192 Average 3 7434.00 49.67 74.00 -24.33 33.97 37.20 12.58 36.06 1.98 -- -- Peak 4 7434.00 38.52 54.00 -15.48 22.82 37.20 12.58 36.06 1.98 -- -- Average	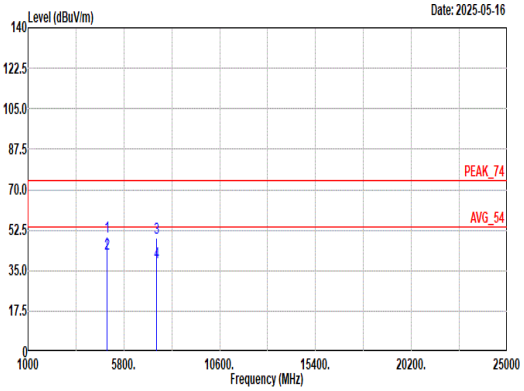 Site : 03CH23-HY Condition: PEAK_74 3m DRH18-E_LE2C05A18EN_240620 VERTICAL Freq Level Limit Line Margin Read Level Ant Factor Cable Loss Preamp Factor Aux Factor APos TPos Remark MHz dBuV/m dBuV/m dB dBuV dB/m dB dB dB cm deg 1 4956.00 49.47 74.00 -24.53 37.85 32.80 10.38 33.18 1.62 100 345 Peak 2 4956.00 42.21 54.00 -11.79 30.59 32.80 10.38 33.18 1.62 100 345 Average 3 7434.00 49.27 74.00 -24.73 33.57 37.20 12.58 36.06 1.98 -- -- Peak 4 7434.00 38.52 54.00 -15.48 22.82 37.20 12.58 36.06 1.98 -- -- Average

C3-1. Radiated Spurious Emission Test Modes

Mode	Band (MHz)	Antenna	Modulation	Channel	Frequency	Data Rate	RU	Remark
Mode 7	2400-2483.5	1	Bluetooth-LE_GFSK	00	2402	125kbps	-	-
Mode 8	2400-2483.5	1	Bluetooth-LE_GFSK	19	2440	125kbps	-	-
Mode 9	2400-2483.5	1	Bluetooth-LE_GFSK	39	2480	125kbps	-	-

C3-2. Summary of each worse mode

Mode	Modulation	Ch.	Freq. (MHz)	Level (dBuV/m)	Limit (dBuV/m)	Margin (dB)	Pol.	Peak Avg.	Result	RU	Remark
7	Bluetooth-LE_GFSK	00	2353.98	40.05	54.00	-13.95	H	Avg.	Pass	-	Band Edge
	Bluetooth-LE_GFSK	00	4804.00	43.02	54.00	-10.98	V	Avg.	Pass	-	Harmonic
8	Bluetooth-LE_GFSK	19	2344.06	39.91	54.00	-14.09	H	Avg.	Pass	-	Band Edge
	Bluetooth-LE_GFSK	19	4880.00	43.10	54.00	-10.90	V	Avg.	Pass	-	Harmonic
9	Bluetooth-LE_GFSK	39	2483.52	39.83	54.00	-14.17	H	Avg.	Pass	-	Band Edge
	Bluetooth-LE_GFSK	39	4960.00	44.52	54.00	-9.48	V	Avg.	Pass	-	Harmonic

Mode	7	
	Band Edge	
	2400-2483.5_Bluetooth-LE_GFSK _CH00_2402MHz	
ANT	1	
Pol.	Horizontal	Fundamental
Peak	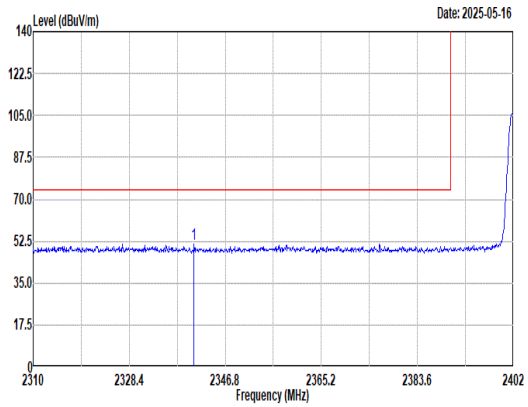 Site : 03CH23-HY Condition: PEAK_BE_74 3m DRH18-E_LE2C05A18EN_240620 HORIZONTAL : RBW:1000.000kHz VBW:3000.000kHz SWT:Auto Freq Level Limit Line Margin Read Level Ant Factor Cable Loss Preamp Factor Aux Factor APos TPos Remark MHz dBuV/m dBuV/m dB dBuV dB/m dB dB dB cm deg 1 2340.82 51.28 74.00 -22.72 38.60 27.10 7.14 31.93 10.37 100 104 Peak	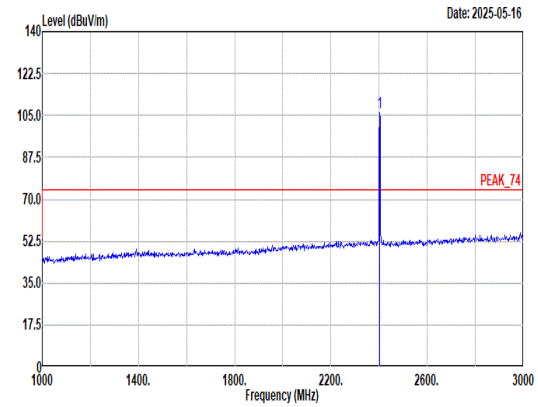 Site : 03CH23-HY Condition: PEAK_74 3m DRH18-E_LE2C05A18EN_240620 HORIZONTAL : RBW:1000.000kHz VBW:3000.000kHz SWT:Auto Freq Level Limit Line Margin Read Level Ant Factor Cable Loss Preamp Factor Aux Factor APos TPos Remark MHz dBuV/m dBuV/m dB dBuV dB/m dB dB dB cm deg 1 2402.00 106.22 ------ ------ 93.56 27.02 7.23 31.97 10.38 100 104 Peak
Avg	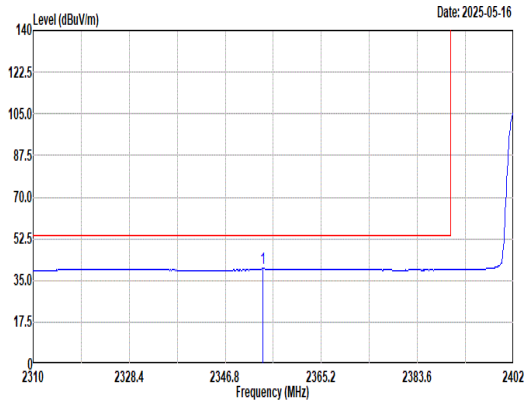 Site : 03CH23-HY Condition: AVG_BE_54 3m DRH18-E_LE2C05A18EN_240620 HORIZONTAL : RBW:1000.000kHz VBW:0.010kHz SWT:Auto Freq Level Limit Line Margin Read Level Ant Factor Cable Loss Preamp Factor Aux Factor APos TPos Remark MHz dBuV/m dBuV/m dB dBuV dB/m dB dB dB cm deg 1 2353.98 40.05 54.00 -13.95 27.32 27.14 7.16 31.94 10.37 100 104 Average	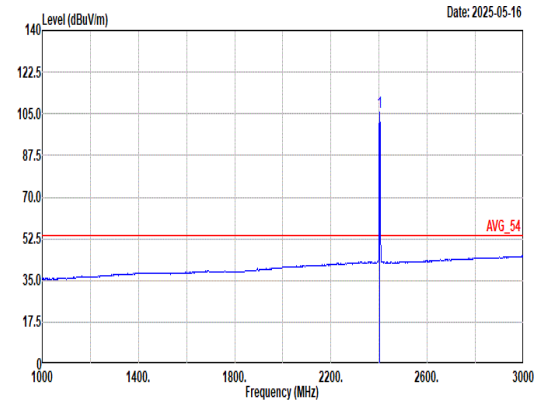 Site : 03CH23-HY Condition: AVG_54 3m DRH18-E_LE2C05A18EN_240620 HORIZONTAL : RBW:1000.000kHz VBW:0.010kHz SWT:Auto Freq Level Limit Line Margin Read Level Ant Factor Cable Loss Preamp Factor Aux Factor APos TPos Remark MHz dBuV/m dBuV/m dB dBuV dB/m dB dB dB cm deg 1 2402.00 105.67 ------ ------ 93.01 27.02 7.23 31.97 10.38 100 104 Average

Mode	7	
	Band Edge	
	2400-2483.5_Bluetooth-LE_GFSK _CH00_2402MHz	
ANT	1	
Pol.	Vertical	Fundamental
Peak	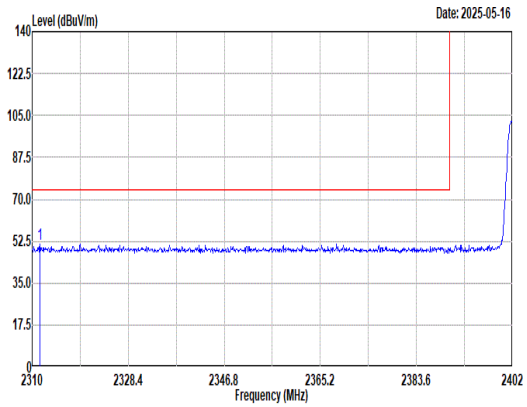 Site : 03CH23-HY Condition: PEAK_BE_74 3m DRH18-E_LE2C05A18EN_240620 VERTICAL : RBW:1000.000kHz VBW:3000.000kHz SWT:Auto Freq Level Limit Line Margin Read Level Ant Factor Cable Loss Preamp Factor Aux Factor APos TPos Remark MHz dBuV/m dBuV/m dB dBuV dB/m dB dB dB cm deg 1 2311.47 51.18 74.00 -22.82 38.43 27.21 7.09 31.91 10.36 396 60 Peak	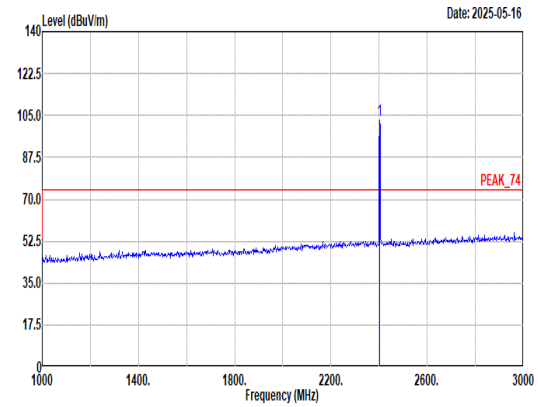 Site : 03CH23-HY Condition: PEAK_74 3m DRH18-E_LE2C05A18EN_240620 VERTICAL : RBW:1000.000kHz VBW:3000.000kHz SWT:Auto Freq Level Limit Line Margin Read Level Ant Factor Cable Loss Preamp Factor Aux Factor APos TPos Remark MHz dBuV/m dBuV/m dB dBuV dB/m dB dB dB cm deg 1 2402.00 102.89 ------ ------ 90.23 27.02 7.23 31.97 10.38 396 60 Peak
Avg	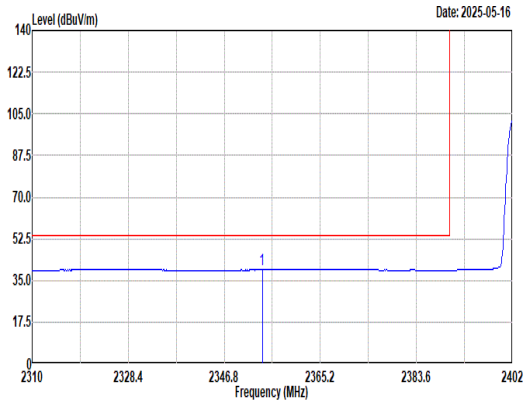 Site : 03CH23-HY Condition: AVG_BE_54 3m DRH18-E_LE2C05A18EN_240620 VERTICAL : RBW:1000.000kHz VBW:0.010kHz SWT:Auto Freq Level Limit Line Margin Read Level Ant Factor Cable Loss Preamp Factor Aux Factor APos TPos Remark MHz dBuV/m dBuV/m dB dBuV dB/m dB dB dB cm deg 1 2354.07 39.57 54.00 -14.43 26.84 27.14 7.16 31.94 10.37 396 60 Average	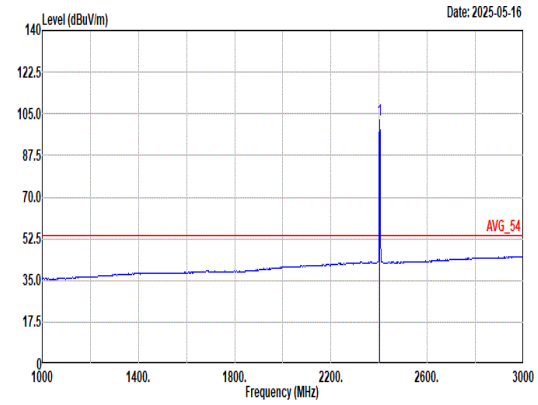 Site : 03CH23-HY Condition: AVG_54 3m DRH18-E_LE2C05A18EN_240620 VERTICAL : RBW:1000.000kHz VBW:0.010kHz SWT:Auto Freq Level Limit Line Margin Read Level Ant Factor Cable Loss Preamp Factor Aux Factor APos TPos Remark MHz dBuV/m dBuV/m dB dBuV dB/m dB dB dB cm deg 1 2402.00 102.34 ------ ------ 89.68 27.02 7.23 31.97 10.38 396 60 Average

Mode	7	
	Harmonic	
	2400-2483.5_Bluetooth-LE_GFSK _CH00_2402MHz	
ANT	1	
Pol.	Horizontal	Vertical
Peak Avg	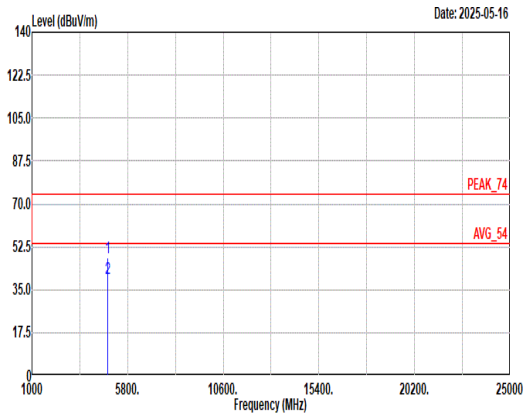 Site : 03CH23-HY Condition: PEAK_74 3m DRH18-E_LE2C05A18EN_240620 HORIZONTAL Freq Level Limit Line Margin Read Level Ant Factor Cable Loss Preamp Factor Aux Factor APos TPos Remark 1 4804.00 48.12 74.00 -25.88 37.30 32.51 10.13 33.15 1.33 100 272 Peak 2 4804.00 39.63 54.00 -14.37 28.81 32.51 10.13 33.15 1.33 100 272 Average	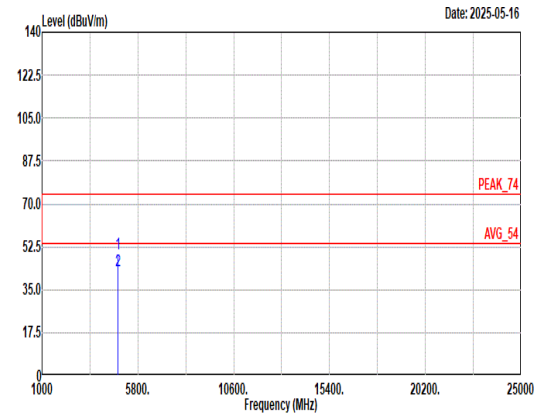 Site : 03CH23-HY Condition: PEAK_74 3m DRH18-E_LE2C05A18EN_240620 VERTICAL Freq Level Limit Line Margin Read Level Ant Factor Cable Loss Preamp Factor Aux Factor APos TPos Remark 1 4804.00 49.75 74.00 -24.25 38.93 32.51 10.13 33.15 1.33 128 360 Peak 2 4804.00 43.02 54.00 -10.98 32.20 32.51 10.13 33.15 1.33 128 360 Average

Mode	8	
	Band Edge - L	
	2400-2483.5_Bluetooth-LE_GFSK _CH19_2440MHz	
ANT	1	
Pol.	Horizontal	Fundamental
Peak	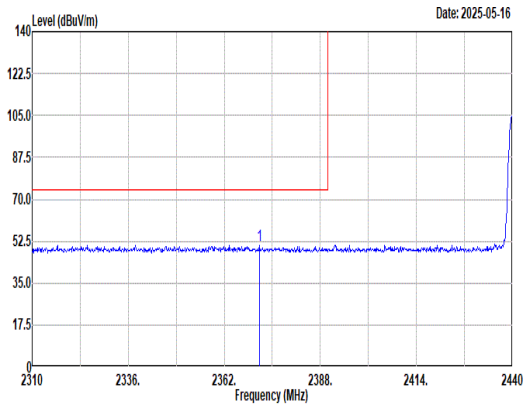 Site : 03CH23-HY Condition: PEAK_BE_74 3m DRH18-E_LE2C05A18EN_240620 HORIZONTAL : RBW:1000.000kHz VBW:3000.000kHz SWT:Auto Freq Level Limit Line Margin Read Level Ant Factor Cable Loss Preamp Factor Aux Factor APos TPos Remark MHz dBuV/m dBuV/m dB dBuV dB/m dB dB dB cm deg 1 2371.62 50.65 74.00 -23.35 37.90 27.15 7.18 31.95 10.37 125 100 Peak	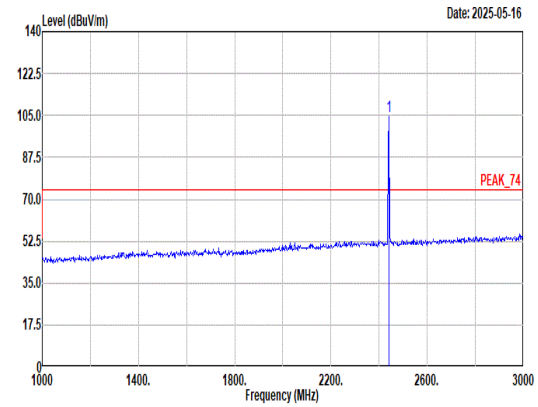 Site : 03CH23-HY Condition: PEAK_74 3m DRH18-E_LE2C05A18EN_240620 HORIZONTAL : RBW:1000.000kHz VBW:3000.000kHz SWT:Auto Freq Level Limit Line Margin Read Level Ant Factor Cable Loss Preamp Factor Aux Factor APos TPos Remark MHz dBuV/m dBuV/m dB dBuV dB/m dB dB dB cm deg 1 2440.00 104.64 ------ ------ 92.08 26.90 7.28 32.00 10.38 125 100 Peak
Avg	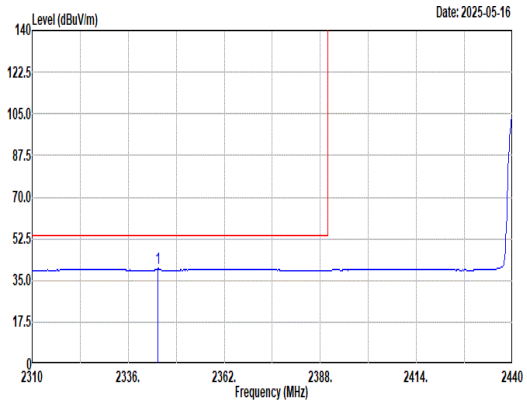 Site : 03CH23-HY Condition: AVG_BE_54 3m DRH18-E_LE2C05A18EN_240620 HORIZONTAL : RBW:1000.000kHz VBW:0.010kHz SWT:Auto Freq Level Limit Line Margin Read Level Ant Factor Cable Loss Preamp Factor Aux Factor APos TPos Remark MHz dBuV/m dBuV/m dB dBuV dB/m dB dB dB cm deg 1 2344.06 39.91 54.00 -14.09 27.23 27.10 7.14 31.93 10.37 125 100 Average	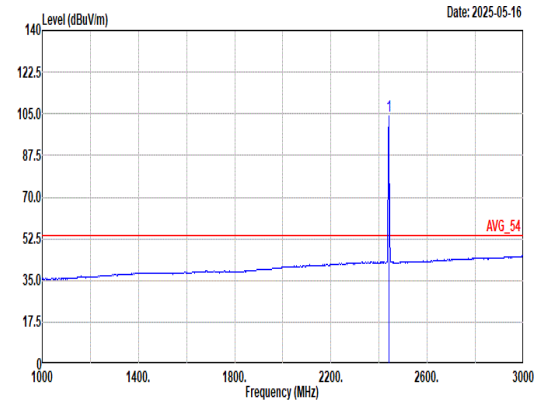 Site : 03CH23-HY Condition: AVG_54 3m DRH18-E_LE2C05A18EN_240620 HORIZONTAL : RBW:1000.000kHz VBW:0.010kHz SWT:Auto Freq Level Limit Line Margin Read Level Ant Factor Cable Loss Preamp Factor Aux Factor APos TPos Remark MHz dBuV/m dBuV/m dB dBuV dB/m dB dB dB cm deg 1 2440.00 104.15 ------ ------ 91.59 26.90 7.28 32.00 10.38 125 100 Average

Mode	8	
	Band Edge - R	
	2400-2483.5_Bluetooth-LE_GFSK _CH19_2440MHz	
ANT	1	
Pol.	Horizontal	Fundamental
Peak	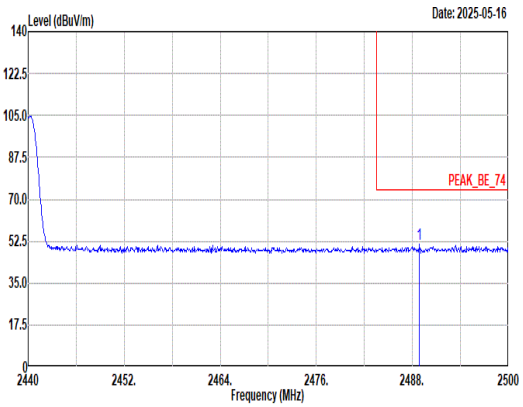 Site : 03CH23-HY Condition: PEAK_BE_74 3m DRH18-E_LE2C05A18EN_240620 HORIZONTAL : RBW:1000.000kHz VBW:3000.000kHz SWT:Auto Freq Level Limit Line Margin Read Level Ant Factor Cable Loss Preamp Factor Aux Factor APos TPos Remark MHz dBuV/m dBuV/m dB dBuV dB/m dB dB dB cm deg 1 2488.90 51.15 74.00 -22.85 38.56 26.89 7.35 32.03 10.38 125 100 Peak	Blank
Avg	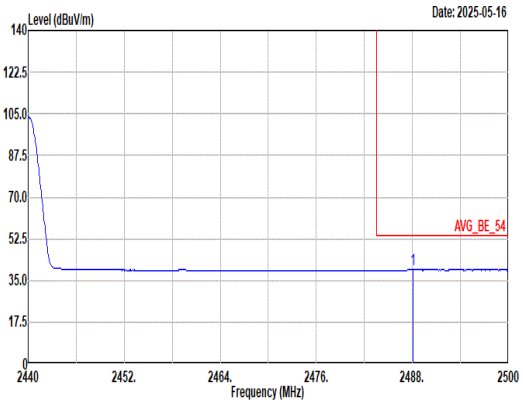 Site : 03CH23-HY Condition: AVG_BE_54 3m DRH18-E_LE2C05A18EN_240620 HORIZONTAL : RBW:1000.000kHz VBW:0.010kHz SWT:Auto Freq Level Limit Line Margin Read Level Ant Factor Cable Loss Preamp Factor Aux Factor APos TPos Remark MHz dBuV/m dBuV/m dB dBuV dB/m dB dB dB cm deg 1 2488.06 39.53 54.00 -14.47 26.96 26.88 7.34 32.03 10.38 125 100 Average	Blank

Mode	8	
	Band Edge - L	
	2400-2483.5_Bluetooth-LE_GFSK _CH19_2440MHz	
ANT	1	
Pol.	Vertical	Fundamental
Peak	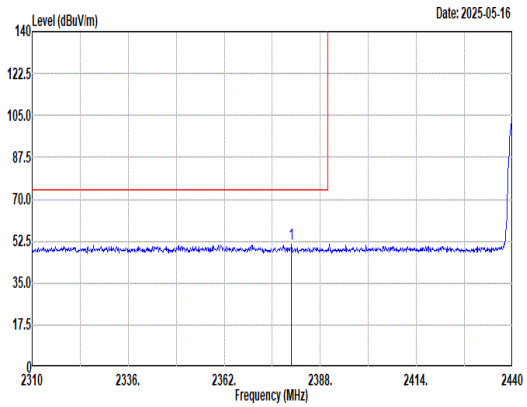 Site : 03CH23-HY Condition: PEAK_BE_74 3m DRH18-E_LE2C05A18EN_240620 VERTICAL : RBW:1000.000kHz VBW:3000.000kHz SWT:Auto Freq Level Limit Line Margin Read Level Ant Factor Cable Loss Preamp Factor Aux Factor APos TPos Remark MHz dBuV/m dBuV/m dB dBuV dB/m dB dB dB cm deg 1 2380.20 51.04 74.00 -22.96 38.52 26.90 7.20 31.96 10.38 382 67 Peak	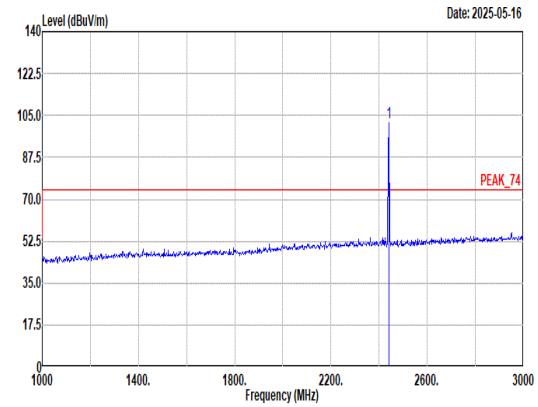 Site : 03CH23-HY Condition: PEAK_74 3m DRH18-E_LE2C05A18EN_240620 VERTICAL : RBW:1000.000kHz VBW:3000.000kHz SWT:Auto Freq Level Limit Line Margin Read Level Ant Factor Cable Loss Preamp Factor Aux Factor APos TPos Remark MHz dBuV/m dBuV/m dB dBuV dB/m dB dB dB cm deg 1 2440.00 102.07 ------ ------ 89.51 26.90 7.28 32.00 10.38 382 67 Peak
Avg	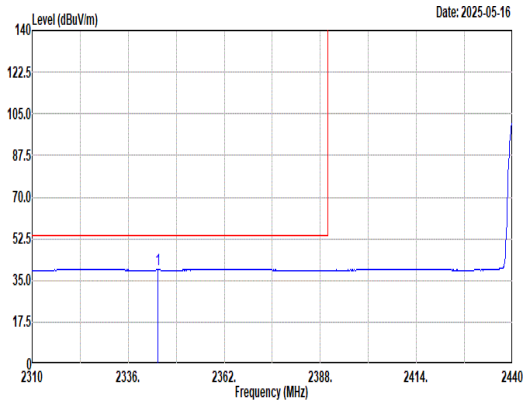 Site : 03CH23-HY Condition: AVG_BE_54 3m DRH18-E_LE2C05A18EN_240620 VERTICAL : RBW:1000.000kHz VBW:0.010kHz SWT:Auto Freq Level Limit Line Margin Read Level Ant Factor Cable Loss Preamp Factor Aux Factor APos TPos Remark MHz dBuV/m dBuV/m dB dBuV dB/m dB dB dB cm deg 1 2343.93 39.62 54.00 -14.38 26.94 27.10 7.14 31.93 10.37 382 67 Average	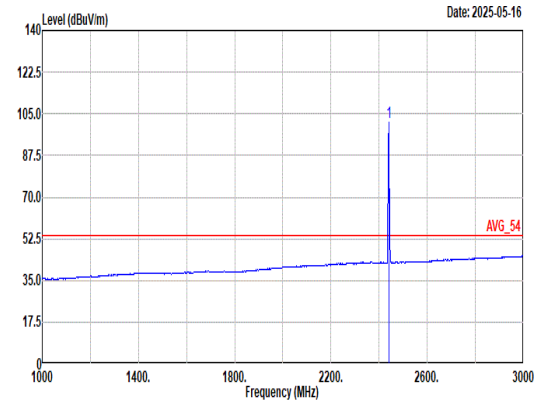 Site : 03CH23-HY Condition: AVG_54 3m DRH18-E_LE2C05A18EN_240620 VERTICAL : RBW:1000.000kHz VBW:0.010kHz SWT:Auto Freq Level Limit Line Margin Read Level Ant Factor Cable Loss Preamp Factor Aux Factor APos TPos Remark MHz dBuV/m dBuV/m dB dBuV dB/m dB dB dB cm deg 1 2440.00 101.52 ------ ------ 88.96 26.90 7.28 32.00 10.38 382 67 Average

Mode	8	
	Band Edge - R	
	2400-2483.5_Bluetooth-LE_GFSK _CH19_2440MHz	
ANT	1	
Pol.	Vertical	Fundamental
Peak	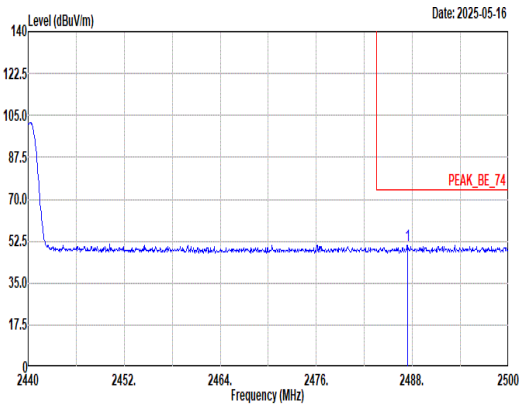 Site : 03CH23-HY Condition: PEAK_BE_74 3m DRH18-E_LE2C05A18EN_240620 VERTICAL : RBW:1000.000kHz VBW:3000.000kHz SWT:Auto Limit Read Ant Cable Preamp Aux APos TPos Freq Level Line Margin Level Factor Loss Factor Factor Remark MHz dBuV/m dBuV/m dB dBuV dB/m dB dB dB cm deg 1 2487.40 50.96 74.00 -23.04 38.40 26.87 7.34 32.03 10.38 382 67 Peak	Blank
Avg	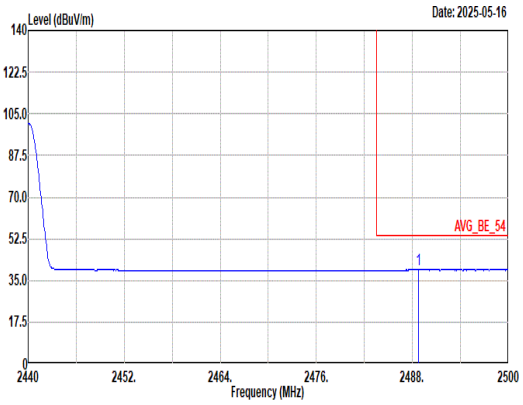 Site : 03CH23-HY Condition: AVG_BE_54 3m DRH18-E_LE2C05A18EN_240620 VERTICAL : RBW:1000.000kHz VBW:0.010kHz SWT:Auto Limit Read Ant Cable Preamp Aux APos TPos Freq Level Line Margin Level Factor Loss Factor Factor Remark MHz dBuV/m dBuV/m dB dBuV dB/m dB dB dB cm deg 1 2488.72 39.43 54.00 -14.57 26.84 26.89 7.35 32.03 10.38 382 67 Average	Blank

Mode	8	
	Harmonic	
	2400-2483.5_Bluetooth-LE_GFSK _CH19_2440MHz	
ANT	1	
Pol.	Horizontal	Vertical
Peak Avg	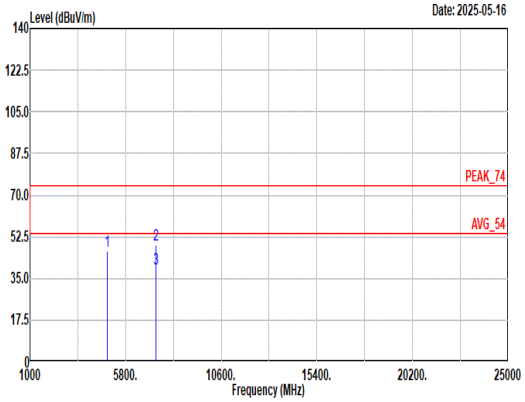 Site : 03CH23-HY Condition: PEAK_74 3m DRH18-E_LE2C05A18EN_240620 HORIZONTAL Freq Level Limit Line Margin Read Level Ant Factor Cable Loss Preamp Factor Aux Factor APos TPos Remark MHz dBuV/m dBuV/m dB dBuV dB/m dB dB dB cm deg 1 4880.00 46.57 74.00 -27.43 35.36 32.66 10.25 33.17 1.47 -- -- Peak 2 7320.00 48.98 74.00 -25.02 33.10 37.36 12.49 35.98 2.01 -- -- Peak 3 7320.00 39.12 54.00 -14.88 23.24 37.36 12.49 35.98 2.01 -- -- Average	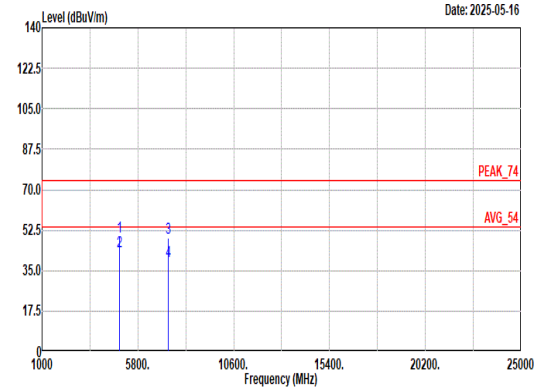 Site : 03CH23-HY Condition: PEAK_74 3m DRH18-E_LE2C05A18EN_240620 VERTICAL Freq Level Limit Line Margin Read Level Ant Factor Cable Loss Preamp Factor Aux Factor APos TPos Remark MHz dBuV/m dBuV/m dB dBuV dB/m dB dB dB cm deg 1 4880.00 49.74 74.00 -24.26 38.53 32.66 10.25 33.17 1.47 222 169 Peak 2 4880.00 43.10 54.00 -10.90 31.89 32.66 10.25 33.17 1.47 222 169 Average 3 7320.00 49.22 74.00 -24.78 33.34 37.36 12.49 35.98 2.01 -- -- Peak 4 7320.00 39.33 54.00 -14.67 23.45 37.36 12.49 35.98 2.01 -- -- Average

Mode	9	
	Band Edge	
	2400-2483.5_Bluetooth-LE_GFSK _CH39_2480MHz	
ANT	1	
Pol.	Horizontal	Fundamental
Peak	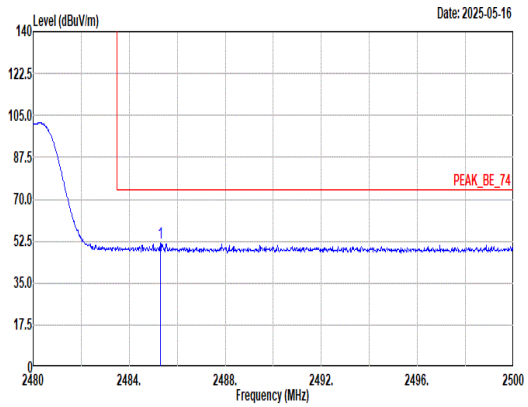 Site : 03CH23-HY Condition: PEAK_BE_74 3m DRH18-E_LE2C05A18EN_240620 HORIZONTAL : RBW:1000.000kHz VBW:3000.000kHz SWT:Auto Freq Level Limit Line Margin Read Level Ant Factor Cable Loss Preamp Factor Aux Factor APos TPos Remark MHz dBuV/m dBuV/m dB dBuV dB/m dB dB dB cm deg 1 2485.30 51.53 74.00 -22.47 38.99 26.85 7.34 32.03 10.38 146 100 Peak	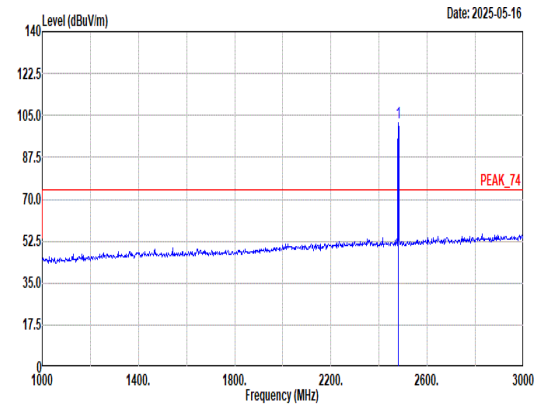 Site : 03CH23-HY Condition: PEAK_74 3m DRH18-E_LE2C05A18EN_240620 HORIZONTAL : RBW:1000.000kHz VBW:3000.000kHz SWT:Auto Freq Level Limit Line Margin Read Level Ant Factor Cable Loss Preamp Factor Aux Factor APos TPos Remark MHz dBuV/m dBuV/m dB dBuV dB/m dB dB dB cm deg 1 2480.00 102.06 ------ ------ 89.58 26.80 7.33 32.03 10.38 146 100 Peak
Avg	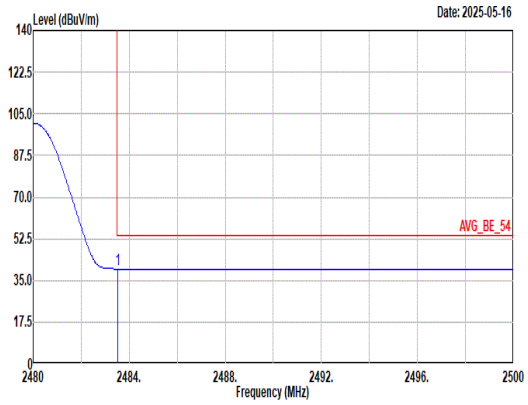 Site : 03CH23-HY Condition: AVG_BE_54 3m DRH18-E_LE2C05A18EN_240620 HORIZONTAL : RBW:1000.000kHz VBW:0.010kHz SWT:Auto Freq Level Limit Line Margin Read Level Ant Factor Cable Loss Preamp Factor Aux Factor APos TPos Remark MHz dBuV/m dBuV/m dB dBuV dB/m dB dB dB cm deg 1 2483.52 39.83 54.00 -14.17 27.30 26.84 7.34 32.03 10.38 146 100 Average	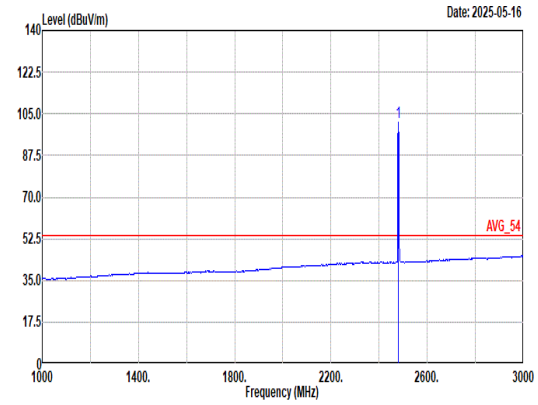 Site : 03CH23-HY Condition: AVG_54 3m DRH18-E_LE2C05A18EN_240620 HORIZONTAL : RBW:1000.000kHz VBW:0.010kHz SWT:Auto Freq Level Limit Line Margin Read Level Ant Factor Cable Loss Preamp Factor Aux Factor APos TPos Remark MHz dBuV/m dBuV/m dB dBuV dB/m dB dB dB cm deg 1 2480.00 101.48 ------ ------ 89.00 26.80 7.33 32.03 10.38 146 100 Average

Mode	9	
	Band Edge	
	2400-2483.5_Bluetooth-LE_GFSK _CH39_2480MHz	
ANT	1	
Pol.	Vertical	Fundamental
Peak	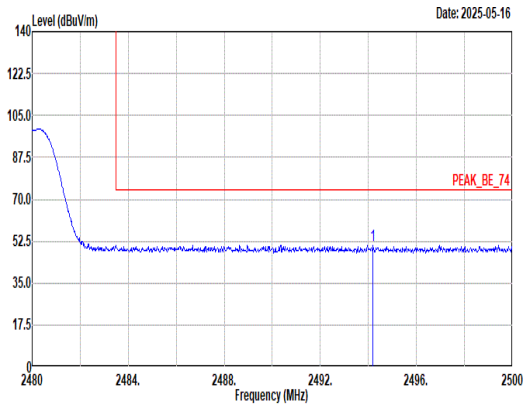 Site : 03CH23-HY Condition: PEAK_BE_74 3m DRH18-E_LE2C05A18EN_240620 VERTICAL : RBW:1000.000kHz VBW:3000.000kHz SWT:Auto Freq Level Limit Line Margin Read Level Ant Factor Cable Loss Preamp Factor Aux Factor APos TPos Remark MHz dBuV/m dBuV/m dB dBuV dB/m dB dB dB cm deg 1 2494.20 50.97 74.00 -23.03 38.38 26.90 7.35 32.04 10.38 368 62 Peak	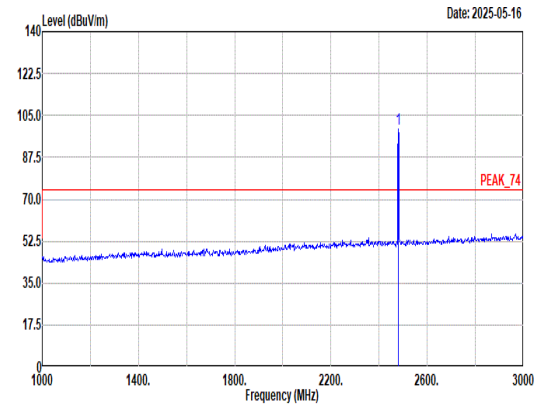 Site : 03CH23-HY Condition: PEAK_74 3m DRH18-E_LE2C05A18EN_240620 VERTICAL : RBW:1000.000kHz VBW:3000.000kHz SWT:Auto Freq Level Limit Line Margin Read Level Ant Factor Cable Loss Preamp Factor Aux Factor APos TPos Remark MHz dBuV/m dBuV/m dB dBuV dB/m dB dB dB cm deg 1 2480.00 99.47 ------ ------ 86.99 26.80 7.33 32.03 10.38 368 62 Peak
Avg	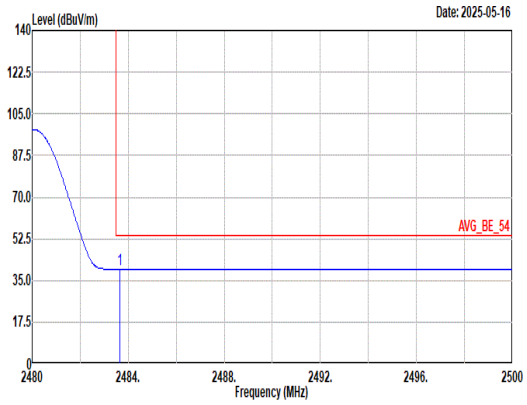 Site : 03CH23-HY Condition: AVG_BE_54 3m DRH18-E_LE2C05A18EN_240620 VERTICAL : RBW:1000.000kHz VBW:0.010kHz SWT:Auto Freq Level Limit Line Margin Read Level Ant Factor Cable Loss Preamp Factor Aux Factor APos TPos Remark MHz dBuV/m dBuV/m dB dBuV dB/m dB dB dB cm deg 1 2483.66 39.62 54.00 -14.38 27.09 26.84 7.34 32.03 10.38 368 62 Average	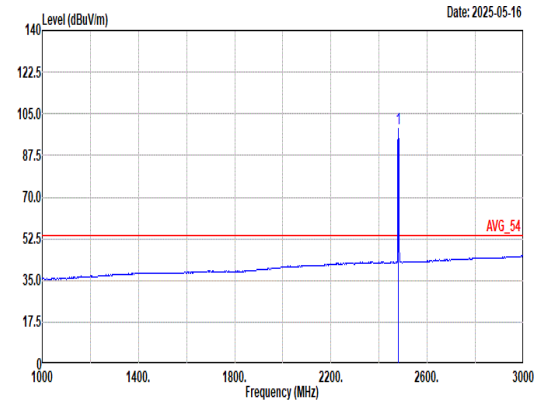 Site : 03CH23-HY Condition: AVG_54 3m DRH18-E_LE2C05A18EN_240620 VERTICAL : RBW:1000.000kHz VBW:0.010kHz SWT:Auto Freq Level Limit Line Margin Read Level Ant Factor Cable Loss Preamp Factor Aux Factor APos TPos Remark MHz dBuV/m dBuV/m dB dBuV dB/m dB dB dB cm deg 1 2480.00 98.90 ------ ------ 86.42 26.80 7.33 32.03 10.38 368 62 Average

Mode	9	
	Harmonic	
	2400-2483.5_Bluetooth-LE_GFSK _CH39_2480MHz	
ANT	1	
Pol.	Horizontal	Vertical
Peak Avg	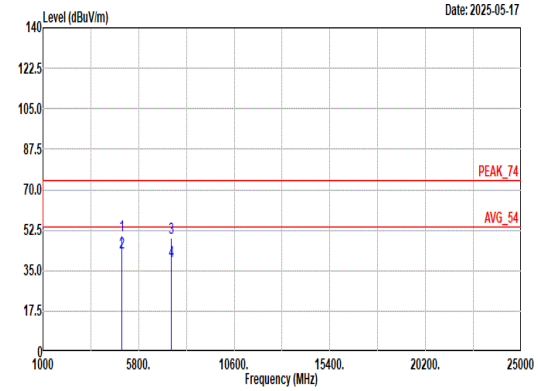 Site : 03CH23-HY Condition: PEAK_74 3m DRH18-E_LE2C05A18EN_240620 HORIZONTAL Freq Level Limit Line Margin Read Level Ant Factor Cable Loss Preamp Factor Aux Factor APos TPos Remark MHz dBuV/m dBuV/m dB dBuV dB/m dB dB dB cm deg 1 4960.00 50.18 74.00 -23.82 38.56 32.80 10.38 33.18 1.62 100 308 Peak 2 4960.00 42.82 54.00 -11.18 31.20 32.80 10.38 33.18 1.62 100 308 Average 3 7440.00 49.24 74.00 -24.76 33.54 37.20 12.59 36.07 1.98 -- -- Peak 4 7440.00 39.00 54.00 -15.00 23.30 37.20 12.59 36.07 1.98 -- -- Average	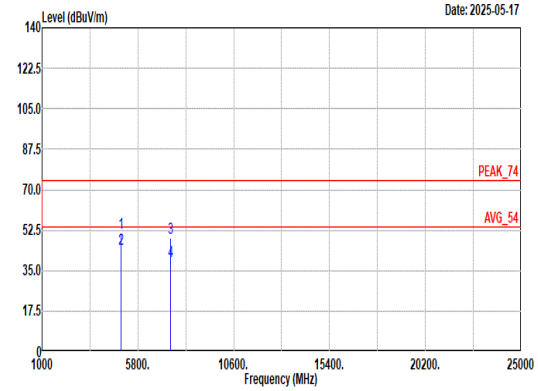 Site : 03CH23-HY Condition: PEAK_74 3m DRH18-E_LE2C05A18EN_240620 VERTICAL Freq Level Limit Line Margin Read Level Ant Factor Cable Loss Preamp Factor Aux Factor APos TPos Remark MHz dBuV/m dBuV/m dB dBuV dB/m dB dB dB cm deg 1 4960.00 51.19 74.00 -22.81 39.57 32.80 10.38 33.18 1.62 320 171 Peak 2 4960.00 44.52 54.00 -9.48 32.90 32.80 10.38 33.18 1.62 320 171 Average 3 7440.00 49.37 74.00 -24.63 33.67 37.20 12.59 36.07 1.98 -- -- Peak 4 7440.00 39.09 54.00 -14.91 23.39 37.20 12.59 36.07 1.98 -- -- Average

C4-1. Radiated Spurious Emission Test Modes

Mode	Band (MHz)	Antenna	Modulation	Channel	Frequency	Data Rate	RU	Remark
Mode 10	2400-2483.5	1	Bluetooth-LE_GFSK	00	2402	500kbps	-	-
Mode 11	2400-2483.5	1	Bluetooth-LE_GFSK	19	2440	500kbps	-	-
Mode 12	2400-2483.5	1	Bluetooth-LE_GFSK	39	2480	500kbps	-	-
Mode 13	2400-2483.5	1	Bluetooth-LE_GFSK	39	2480	500kbps	-	LF

C4-2. Summary of each worse mode

Mode	Modulation	Ch.	Freq. (MHz)	Level (dBuV/m)	Limit (dBuV/m)	Margin (dB)	Pol.	Peak Avg.	Result	RU	Remark
10	Bluetooth-LE_GFSK	00	2353.98	40.26	54.00	-13.74	H	Avg.	Pass	-	Band Edge
	Bluetooth-LE_GFSK	00	4804.00	43.57	54.00	-10.43	V	Avg.	Pass	-	Harmonic
11	Bluetooth-LE_GFSK	19	2344.06	40.60	54.00	-13.40	H	Avg.	Pass	-	Band Edge
	Bluetooth-LE_GFSK	19	4880.00	43.64	54.00	-10.36	V	Avg.	Pass	-	Harmonic
12	Bluetooth-LE_GFSK	39	2483.52	39.86	54.00	-14.14	H	Avg.	Pass	-	Band Edge
	Bluetooth-LE_GFSK	39	4960.00	44.54	54.00	-9.46	V	Avg.	Pass	-	Harmonic
13	Bluetooth-LE_GFSK	39	144.46	38.28	43.50	-5.22	H	QP	Pass	-	LF

Mode	10	
	Band Edge	
	2400-2483.5_Bluetooth-LE_GFSK _CH00_2402MHz	
ANT	1	
Pol.	Horizontal	Fundamental
Peak	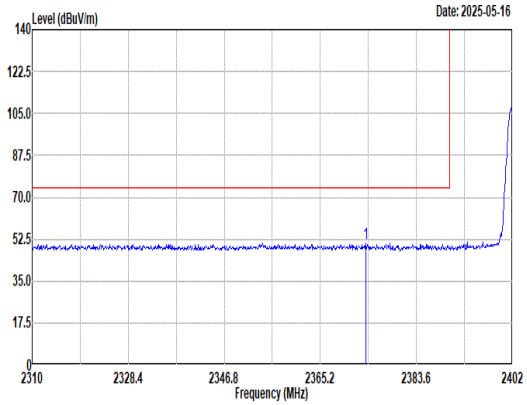 Site : 03CH23-HY Condition: PEAK_BE_74 3m DRH18-E_LE2C05A18EN_240620 HORIZONTAL : RBW:1000.000kHz VBW:3000.000kHz SWT:Auto Freq Level Limit Line Margin Read Level Ant Factor Cable Loss Preamp Factor Aux Factor APos TPos Remark MHz dBuV/m dBuV/m dB dBuV dB/m dB dB dB cm deg 1 2373.85 50.85 74.00 -23.15 38.16 27.08 7.19 31.95 10.37 100 114 Peak	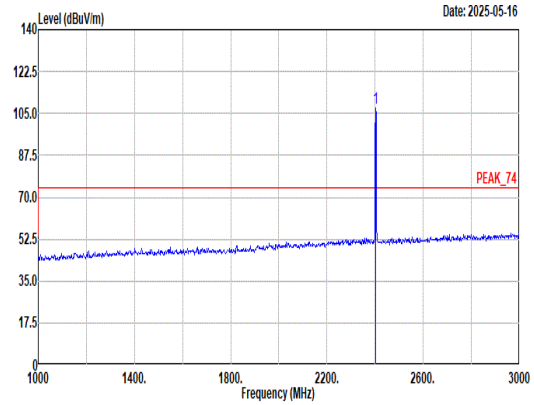 Site : 03CH23-HY Condition: PEAK_74 3m DRH18-E_LE2C05A18EN_240620 HORIZONTAL : RBW:1000.000kHz VBW:3000.000kHz SWT:Auto Freq Level Limit Line Margin Read Level Ant Factor Cable Loss Preamp Factor Aux Factor APos TPos Remark MHz dBuV/m dBuV/m dB dBuV dB/m dB dB dB cm deg 1 2402.00 107.30 ------ ------ 94.64 27.02 7.23 31.97 10.38 100 114 Peak
Avg	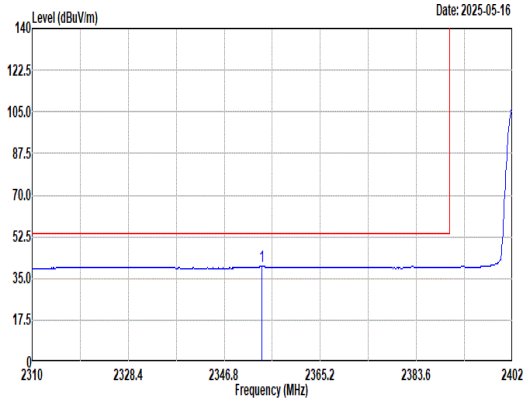 Site : 03CH23-HY Condition: AVG_BE_54 3m DRH18-E_LE2C05A18EN_240620 HORIZONTAL : RBW:1000.000kHz VBW:0.010kHz SWT:Auto Freq Level Limit Line Margin Read Level Ant Factor Cable Loss Preamp Factor Aux Factor APos TPos Remark MHz dBuV/m dBuV/m dB dBuV dB/m dB dB dB cm deg 1 2353.98 40.26 54.00 -13.74 27.53 27.14 7.16 31.94 10.37 100 114 Average	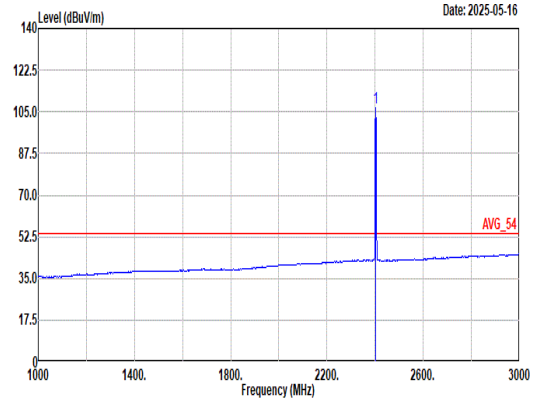 Site : 03CH23-HY Condition: AVG_54 3m DRH18-E_LE2C05A18EN_240620 HORIZONTAL : RBW:1000.000kHz VBW:0.010kHz SWT:Auto Freq Level Limit Line Margin Read Level Ant Factor Cable Loss Preamp Factor Aux Factor APos TPos Remark MHz dBuV/m dBuV/m dB dBuV dB/m dB dB dB cm deg 1 2402.00 106.86 ------ ------ 94.20 27.02 7.23 31.97 10.38 100 114 Average

Mode	10	
	Band Edge	
	2400-2483.5_Bluetooth-LE_GFSK _CH00_2402MHz	
ANT	1	
Pol.	Vertical	Fundamental
Peak	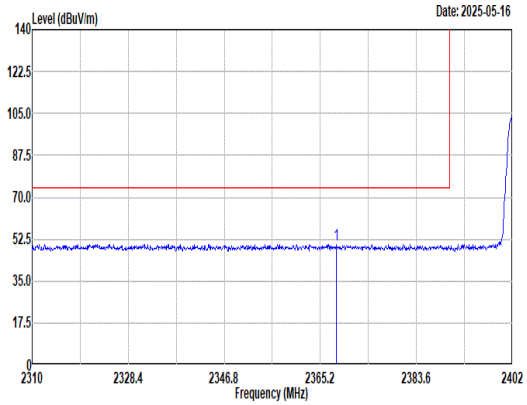 Site : 03CH23-HY Condition: PEAK_BE_74 3m DRH18-E_LE2C05A18EN_240620 VERTICAL : RBW:1000.000kHz VBW:3000.000kHz SWT:Auto Freq Level Limit Line Margin Read Level Ant Factor Cable Loss Preamp Factor Aux Factor APos TPos Remark MHz dBuV/m dBuV/m dB dBuV dB/m dB dB dB cm deg 1 2368.24 50.41 74.00 -23.59 37.61 27.20 7.18 31.95 10.37 397 71 Peak	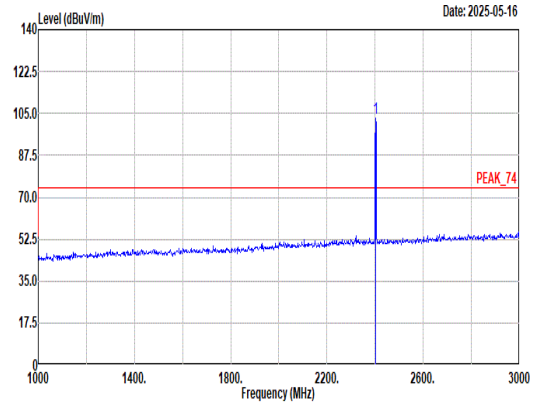 Site : 03CH23-HY Condition: PEAK_74 3m DRH18-E_LE2C05A18EN_240620 VERTICAL : RBW:1000.000kHz VBW:3000.000kHz SWT:Auto Freq Level Limit Line Margin Read Level Ant Factor Cable Loss Preamp Factor Aux Factor APos TPos Remark MHz dBuV/m dBuV/m dB dBuV dB/m dB dB dB cm deg 1 2402.00 103.13 ------ ------ 90.47 27.02 7.23 31.97 10.38 397 71 Peak
Avg	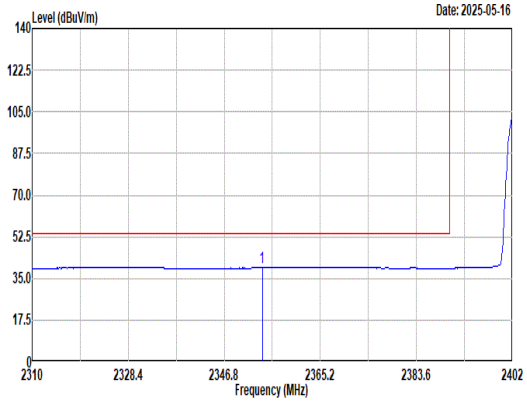 Site : 03CH23-HY Condition: AVG_BE_54 3m DRH18-E_LE2C05A18EN_240620 VERTICAL : RBW:1000.000kHz VBW:0.010kHz SWT:Auto Freq Level Limit Line Margin Read Level Ant Factor Cable Loss Preamp Factor Aux Factor APos TPos Remark MHz dBuV/m dBuV/m dB dBuV dB/m dB dB dB cm deg 1 2354.07 39.55 54.00 -14.45 26.82 27.14 7.16 31.94 10.37 397 71 Average	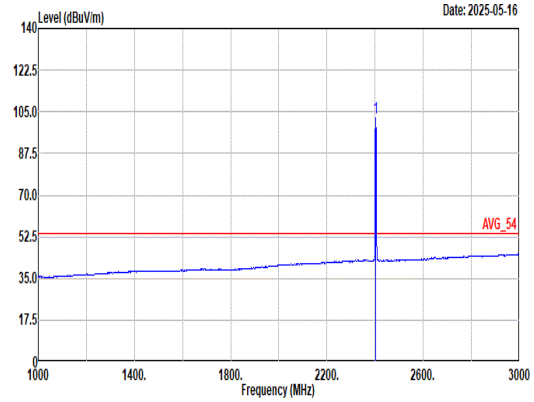 Site : 03CH23-HY Condition: AVG_54 3m DRH18-E_LE2C05A18EN_240620 VERTICAL : RBW:1000.000kHz VBW:0.010kHz SWT:Auto Freq Level Limit Line Margin Read Level Ant Factor Cable Loss Preamp Factor Aux Factor APos TPos Remark MHz dBuV/m dBuV/m dB dBuV dB/m dB dB dB cm deg 1 2402.00 102.67 ------ ------ 90.01 27.02 7.23 31.97 10.38 397 71 Average

Mode	10	
	Harmonic	
	2400-2483.5_Bluetooth-LE_GFSK _CH00_2402MHz	
ANT	1	
Pol.	Horizontal	Vertical
Peak Avg	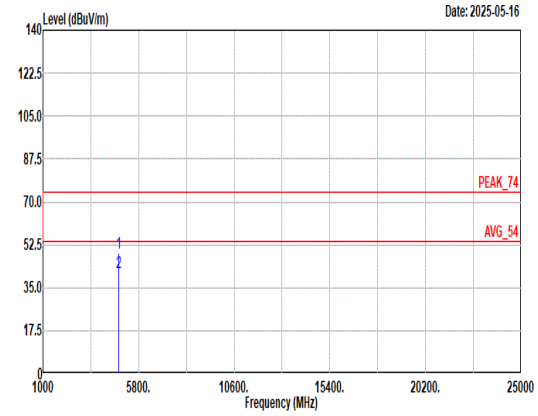 Site : 03CH23-HY Condition: PEAK_74 3m DRH18-E_LE2C05A18EN_240620 HORIZONTAL Freq Level Limit Line Margin Read Level Ant Factor Cable Loss Preamp Factor Aux Factor APos TPos Remark MHz dBuV/m dBuV/m dB dBuV dB/m dB dB dB cm deg 1 4804.00 49.23 74.00 -24.77 38.41 32.51 10.13 33.15 1.33 100 91 Peak 2 4804.00 41.46 54.00 -12.54 30.64 32.51 10.13 33.15 1.33 100 91 Average	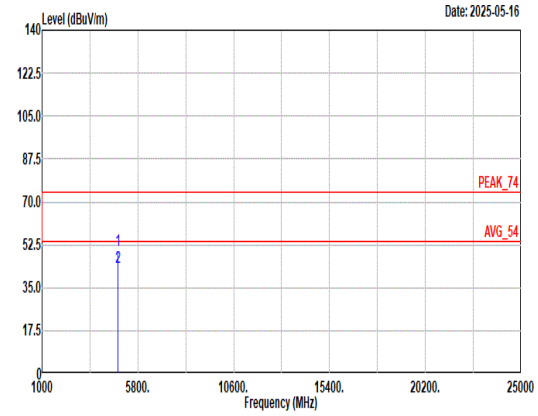 Site : 03CH23-HY Condition: PEAK_74 3m DRH18-E_LE2C05A18EN_240620 VERTICAL Freq Level Limit Line Margin Read Level Ant Factor Cable Loss Preamp Factor Aux Factor APos TPos Remark MHz dBuV/m dBuV/m dB dBuV dB/m dB dB dB cm deg 1 4804.00 50.10 74.00 -23.90 39.28 32.51 10.13 33.15 1.33 202 189 Peak 2 4804.00 43.57 54.00 -10.43 32.75 32.51 10.13 33.15 1.33 202 189 Average

Mode	11	
	Band Edge - L	
	2400-2483.5_Bluetooth-LE_GFSK _CH19_2440MHz	
ANT	1	
Pol.	Horizontal	Fundamental
Peak	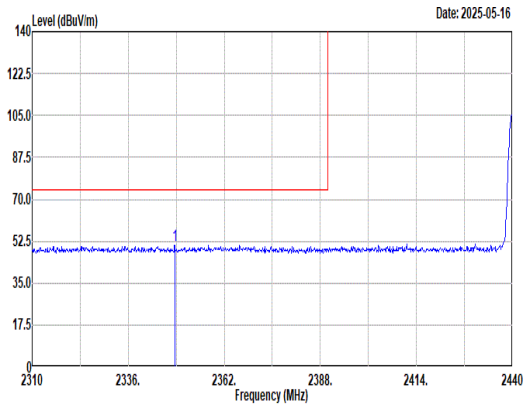 Site : 03CH23-HY Condition: PEAK_BE_74 3m DRH18-E_LE2C05A18EN_240620 HORIZONTAL : RBW:1000.000kHz VBW:3000.000kHz SWT:Auto Freq Level Limit Line Margin Read Level Ant Factor Cable Loss Preamp Factor Aux Factor APos TPos Remark MHz dBuV/m dBuV/m dB dBuV dB/m dB dB dB cm deg 1 2348.61 50.69 74.00 -23.31 38.01 27.10 7.15 31.94 10.37 122 284 Peak	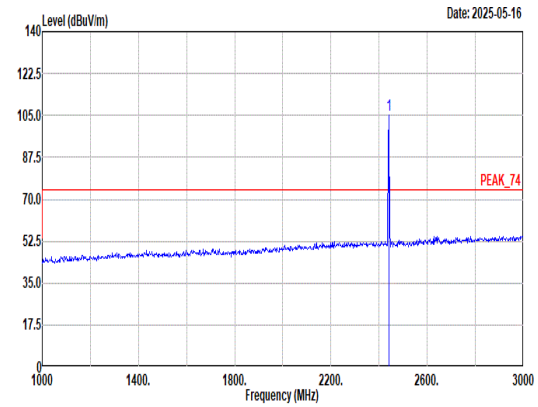 Site : 03CH23-HY Condition: PEAK_74 3m DRH18-E_LE2C05A18EN_240620 HORIZONTAL : RBW:1000.000kHz VBW:3000.000kHz SWT:Auto Freq Level Limit Line Margin Read Level Ant Factor Cable Loss Preamp Factor Aux Factor APos TPos Remark MHz dBuV/m dBuV/m dB dBuV dB/m dB dB dB cm deg 1 2440.00 105.34 ------ ------ 92.78 26.90 7.28 32.00 10.38 122 284 Peak
Avg	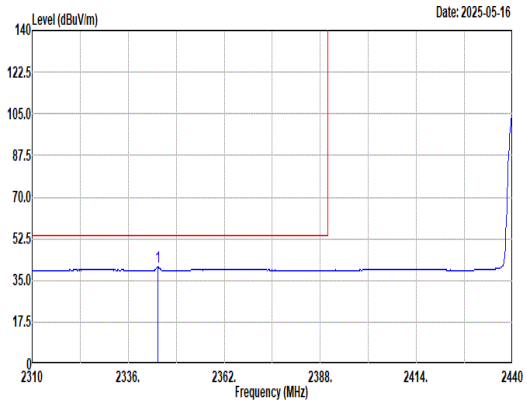 Site : 03CH23-HY Condition: AVG_BE_54 3m DRH18-E_LE2C05A18EN_240620 HORIZONTAL : RBW:1000.000kHz VBW:0.010kHz SWT:Auto Freq Level Limit Line Margin Read Level Ant Factor Cable Loss Preamp Factor Aux Factor APos TPos Remark MHz dBuV/m dBuV/m dB dBuV dB/m dB dB dB cm deg 1 2344.06 40.60 54.00 -13.40 27.92 27.10 7.14 31.93 10.37 122 284 Average	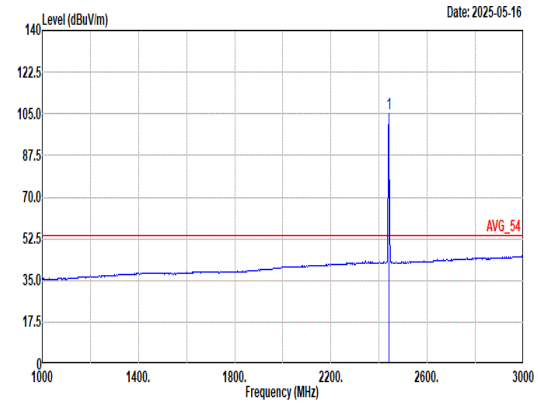 Site : 03CH23-HY Condition: AVG_54 3m DRH18-E_LE2C05A18EN_240620 HORIZONTAL : RBW:1000.000kHz VBW:0.010kHz SWT:Auto Freq Level Limit Line Margin Read Level Ant Factor Cable Loss Preamp Factor Aux Factor APos TPos Remark MHz dBuV/m dBuV/m dB dBuV dB/m dB dB dB cm deg 1 2440.00 104.89 ------ ------ 92.33 26.90 7.28 32.00 10.38 122 284 Average

Mode	11	
	Band Edge - R	
	2400-2483.5_Bluetooth-LE_GFSK _CH19_2440MHz	
ANT	1	
Pol.	Horizontal	Fundamental
Peak	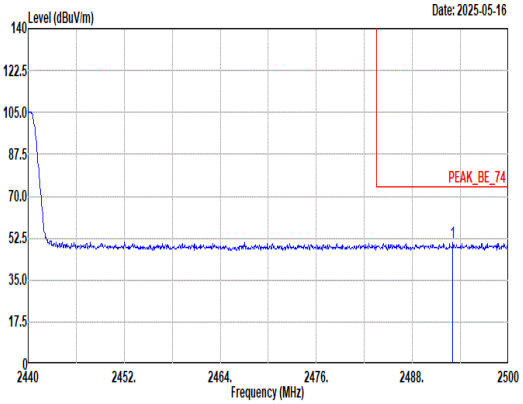 Site : 03CH23-HY Condition: PEAK_BE_74 3m DRH18-E_LE2C05A18EN_240620 HORIZONTAL : RBW:1000.000kHz VBW:3000.000kHz SWT:Auto Limit Read Ant Cable Preamp Aux APos TPos Freq Level Line Margin Level Factor Loss Factor Factor Remark MHz dBuV/m dBuV/m dB dBuV dB/m dB dB dB cm deg 1 2493.04 50.72 74.00 -23.28 38.13 26.90 7.35 32.04 10.38 122 284 Peak	Blank
Avg	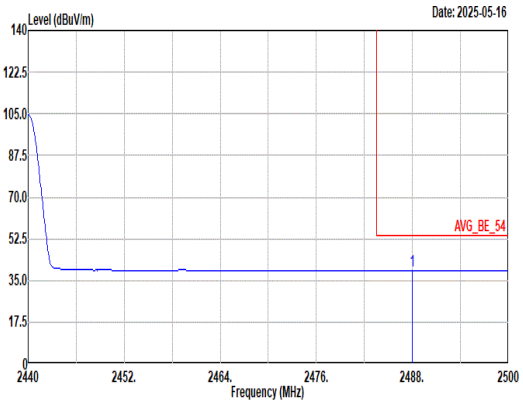 Site : 03CH23-HY Condition: AVG_BE_54 3m DRH18-E_LE2C05A18EN_240620 HORIZONTAL : RBW:1000.000kHz VBW:0.010kHz SWT:Auto Limit Read Ant Cable Preamp Aux APos TPos Freq Level Line Margin Level Factor Loss Factor Factor Remark MHz dBuV/m dBuV/m dB dBuV dB/m dB dB dB cm deg 1 2488.00 39.32 54.00 -14.68 26.75 26.88 7.34 32.03 10.38 122 284 Average	Blank

Mode	11	
	Band Edge - L	
	2400-2483.5_Bluetooth-LE_GFSK _CH19_2440MHz	
ANT	1	
Pol.	Vertical	Fundamental
Peak	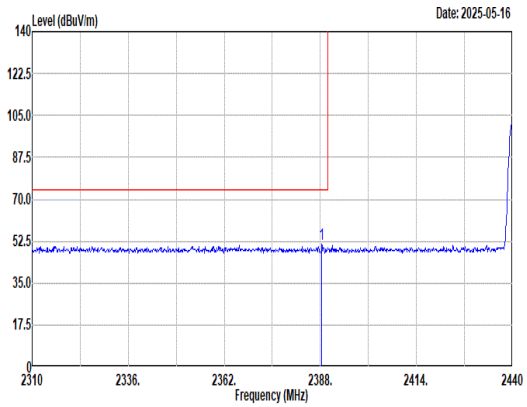 Site : 03CH23-HY Condition: PEAK_BE_74 3m DRH18-E_LE2C05A18EN_240620 VERTICAL : RBW:1000.000kHz VBW:3000.000kHz SWT:Auto Freq Level Limit Line Margin Read Level Ant Factor Cable Loss Preamp Factor Aux Factor APos TPos Remark MHz dBuV/m dBuV/m dB dBuV dB/m dB dB dB cm deg 1 2388.39 51.09 74.00 -22.91 38.56 26.90 7.21 31.96 10.38 382 243 Peak	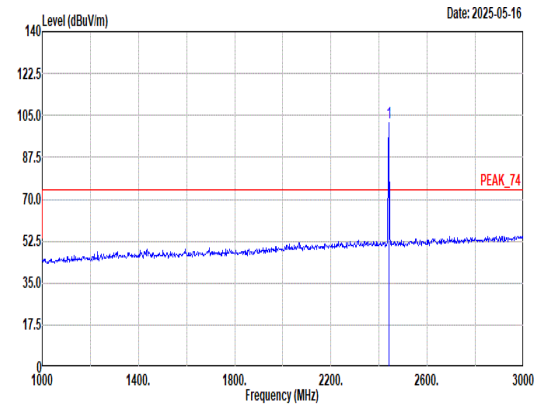 Site : 03CH23-HY Condition: PEAK_74 3m DRH18-E_LE2C05A18EN_240620 VERTICAL : RBW:1000.000kHz VBW:3000.000kHz SWT:Auto Freq Level Limit Line Margin Read Level Ant Factor Cable Loss Preamp Factor Aux Factor APos TPos Remark MHz dBuV/m dBuV/m dB dBuV dB/m dB dB dB cm deg 1 2440.00 101.85 ------ ------ 89.29 26.90 7.28 32.00 10.38 382 243 Peak
Avg	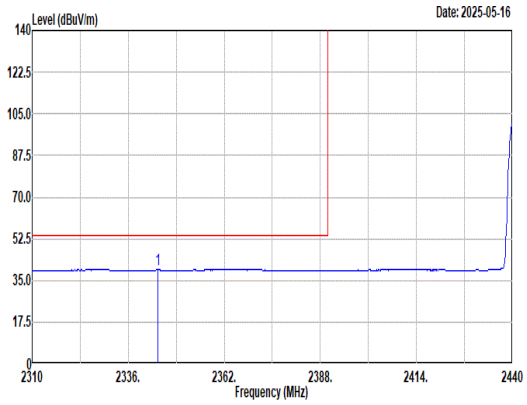 Site : 03CH23-HY Condition: AVG_BE_54 3m DRH18-E_LE2C05A18EN_240620 VERTICAL : RBW:1000.000kHz VBW:0.010kHz SWT:Auto Freq Level Limit Line Margin Read Level Ant Factor Cable Loss Preamp Factor Aux Factor APos TPos Remark MHz dBuV/m dBuV/m dB dBuV dB/m dB dB dB cm deg 1 2344.06 39.75 54.00 -14.25 27.07 27.10 7.14 31.93 10.37 382 243 Average	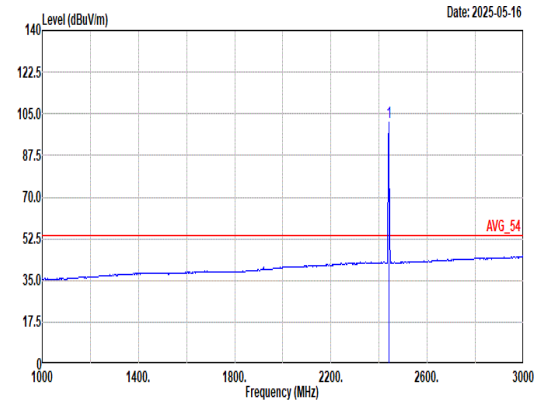 Site : 03CH23-HY Condition: AVG_54 3m DRH18-E_LE2C05A18EN_240620 VERTICAL : RBW:1000.000kHz VBW:0.010kHz SWT:Auto Freq Level Limit Line Margin Read Level Ant Factor Cable Loss Preamp Factor Aux Factor APos TPos Remark MHz dBuV/m dBuV/m dB dBuV dB/m dB dB dB cm deg 1 2440.00 101.40 ------ ------ 88.84 26.90 7.28 32.00 10.38 382 243 Average

Mode	11	
	Band Edge - R	
	2400-2483.5_Bluetooth-LE_GFSK _CH19_2440MHz	
ANT	1	
Pol.	Vertical	Fundamental
Peak	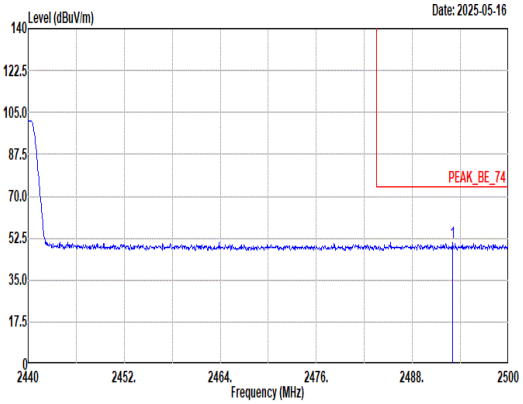 Site : 03CH23-HY Condition: PEAK_BE_74 3m DRH18-E_LE2C05A18EN_240620 VERTICAL : RBW:1000.000kHz VBW:3000.000kHz SWT:Auto Limit Read Ant Cable Preamp Aux APos TPos Freq Level Line Margin Level Factor Loss Factor Factor Remark MHz dBuV/m dBuV/m dB dBuV dB/m dB dB dB cm deg 1 2492.98 50.83 74.00 -23.17 38.24 26.90 7.35 32.04 10.38 382 243 Peak	Blank
Avg	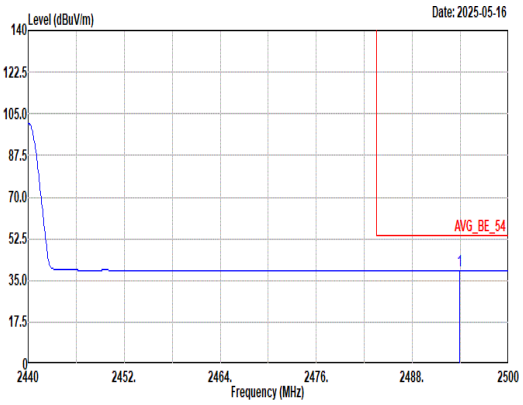 Site : 03CH23-HY Condition: AVG_BE_54 3m DRH18-E_LE2C05A18EN_240620 VERTICAL : RBW:1000.000kHz VBW:0.010kHz SWT:Auto Limit Read Ant Cable Preamp Aux APos TPos Freq Level Line Margin Level Factor Loss Factor Factor Remark MHz dBuV/m dBuV/m dB dBuV dB/m dB dB dB cm deg 1 2493.94 39.32 54.00 -14.68 26.73 26.90 7.35 32.04 10.38 382 243 Average	Blank

Mode	11	
	Harmonic	
	2400-2483.5_Bluetooth-LE_GFSK _CH19_2440MHz	
ANT	1	
Pol.	Horizontal	Vertical
Peak Avg	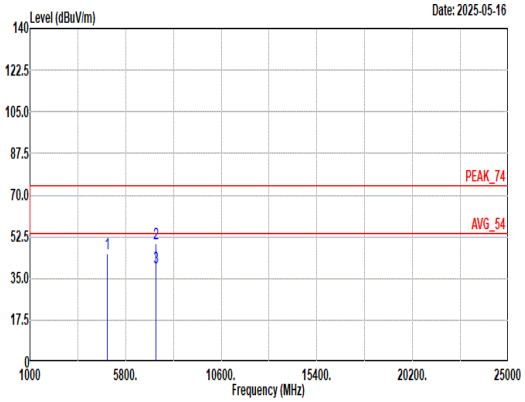 Site : 03CH23-HY Condition: PEAK_74 3m DRH18-E_LE2C05A18EN_240620 HORIZONTAL Freq Level Limit Line Margin Read Level Ant Factor Cable Loss Preamp Factor Aux Factor APos TPos Remark MHz dBuV/m dBuV/m dB dBuV dB/m dB dB dB cm deg 1 4880.00 45.45 74.00 -28.55 34.24 32.66 10.25 33.17 1.47 -- -- Peak 2 7320.00 49.65 74.00 -24.35 33.77 37.36 12.49 35.98 2.01 -- -- Peak 3 7320.00 39.59 54.00 -14.41 23.71 37.36 12.49 35.98 2.01 -- -- Average	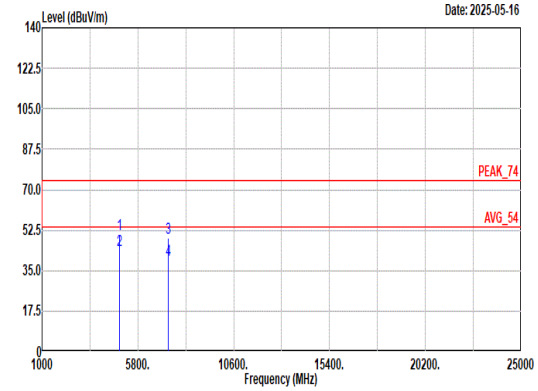 Site : 03CH23-HY Condition: PEAK_74 3m DRH18-E_LE2C05A18EN_240620 VERTICAL Freq Level Limit Line Margin Read Level Ant Factor Cable Loss Preamp Factor Aux Factor APos TPos Remark MHz dBuV/m dBuV/m dB dBuV dB/m dB dB dB cm deg 1 4880.00 50.57 74.00 -23.43 39.36 32.66 10.25 33.17 1.47 152 177 Peak 2 4880.00 43.64 54.00 -10.36 32.43 32.66 10.25 33.17 1.47 152 177 Average 3 7320.00 49.21 74.00 -24.79 33.33 37.36 12.49 35.98 2.01 -- -- Peak 4 7320.00 39.50 54.00 -14.50 23.62 37.36 12.49 35.98 2.01 -- -- Average

Mode	12	
	Band Edge	
	2400-2483.5_Bluetooth-LE_GFSK _CH39_2480MHz	
ANT	1	
Pol.	Horizontal	Fundamental
Peak	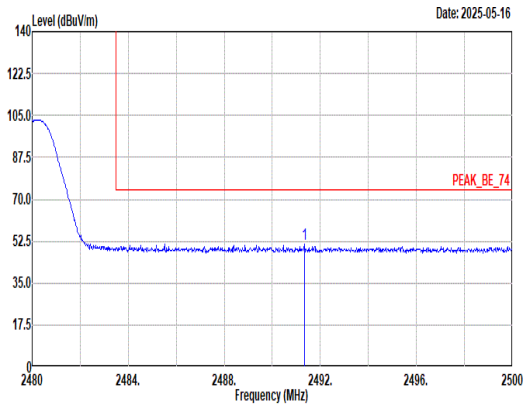 Site : 03CH23-HY Condition: PEAK_BE_74 3m DRH18-E_LE2C05A18EN_240620 HORIZONTAL : RBW:1000.000kHz VBW:3000.000kHz SWT:Auto Freq Level Limit Line Margin Read Level Ant Factor Cable Loss Preamp Factor Aux Factor APos TPos Remark MHz dBuV/m dBuV/m dB dBuV dB/m dB dB dB cm deg 1 2491.34 51.14 74.00 -22.86 38.54 26.90 7.35 32.03 10.38 110 285 Peak	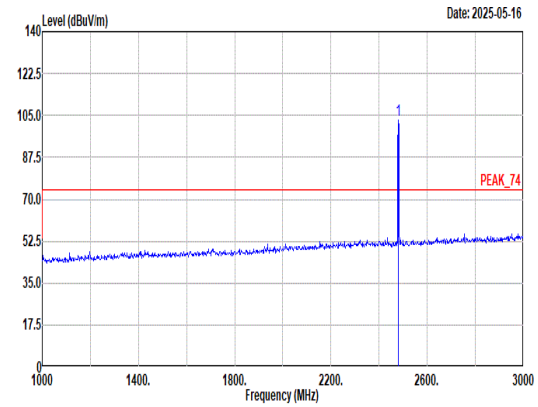 Site : 03CH23-HY Condition: PEAK_74 3m DRH18-E_LE2C05A18EN_240620 HORIZONTAL : RBW:1000.000kHz VBW:3000.000kHz SWT:Auto Freq Level Limit Line Margin Read Level Ant Factor Cable Loss Preamp Factor Aux Factor APos TPos Remark MHz dBuV/m dBuV/m dB dBuV dB/m dB dB dB cm deg 1 2480.00 103.23 ------ ------ 90.75 26.80 7.33 32.03 10.38 110 285 Peak
Avg	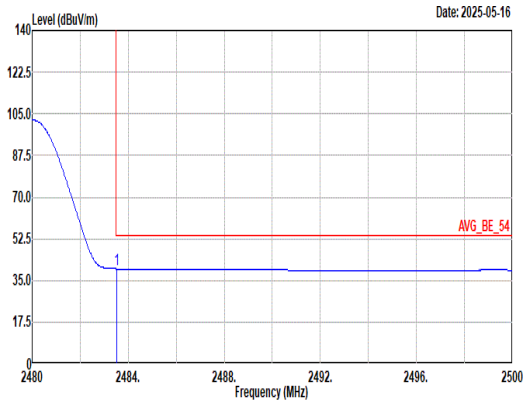 Site : 03CH23-HY Condition: AVG_BE_54 3m DRH18-E_LE2C05A18EN_240620 HORIZONTAL : RBW:1000.000kHz VBW:0.010kHz SWT:Auto Freq Level Limit Line Margin Read Level Ant Factor Cable Loss Preamp Factor Aux Factor APos TPos Remark MHz dBuV/m dBuV/m dB dBuV dB/m dB dB dB cm deg 1 2483.52 39.86 54.00 -14.14 27.33 26.84 7.34 32.03 10.38 110 285 Average	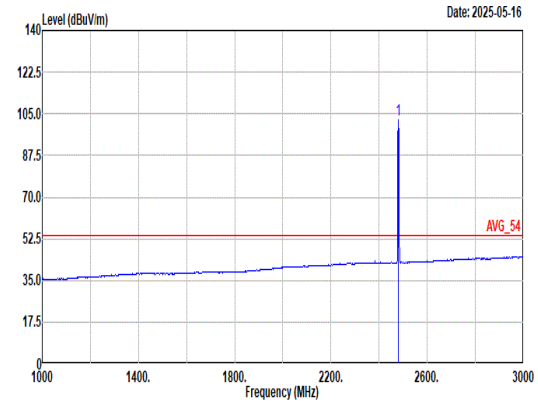 Site : 03CH23-HY Condition: AVG_54 3m DRH18-E_LE2C05A18EN_240620 HORIZONTAL : RBW:1000.000kHz VBW:0.010kHz SWT:Auto Freq Level Limit Line Margin Read Level Ant Factor Cable Loss Preamp Factor Aux Factor APos TPos Remark MHz dBuV/m dBuV/m dB dBuV dB/m dB dB dB cm deg 1 2480.00 102.72 ------ ------ 90.24 26.80 7.33 32.03 10.38 110 285 Average

Mode	12	
	Band Edge	
	2400-2483.5_Bluetooth-LE_GFSK _CH39_2480MHz	
ANT	1	
Pol.	Vertical	Fundamental
Peak	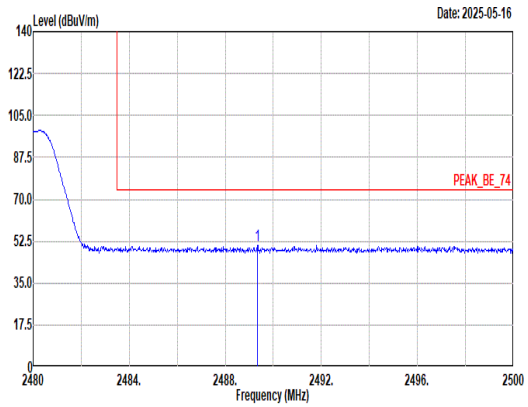 Site : 03CH23-HY Condition: PEAK_BE_74 3m DRH18-E_LE2C05A18EN_240620 VERTICAL : RBW:1000.000kHz VBW:3000.000kHz SWT:Auto Freq Level Limit Line Margin Read Level Ant Factor Cable Loss Preamp Factor Aux Factor APos TPos Remark MHz dBuV/m dBuV/m dB dBuV dB/m dB dB dB cm deg 1 2489.34 50.76 74.00 -23.24 38.17 26.89 7.35 32.03 10.38 366 241 Peak	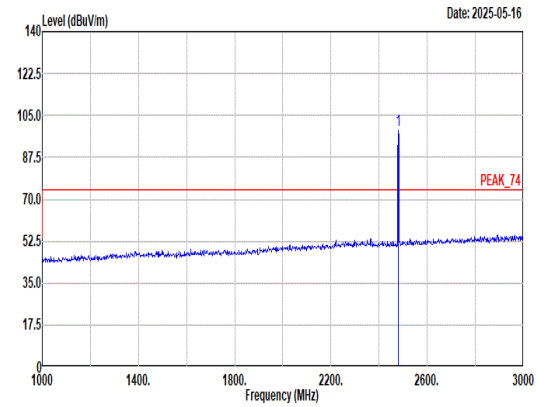 Site : 03CH23-HY Condition: PEAK_74 3m DRH18-E_LE2C05A18EN_240620 VERTICAL : RBW:1000.000kHz VBW:3000.000kHz SWT:Auto Freq Level Limit Line Margin Read Level Ant Factor Cable Loss Preamp Factor Aux Factor APos TPos Remark MHz dBuV/m dBuV/m dB dBuV dB/m dB dB dB cm deg 1 2480.00 98.88 ------ ------ 86.40 26.80 7.33 32.03 10.38 366 241 Peak
Avg	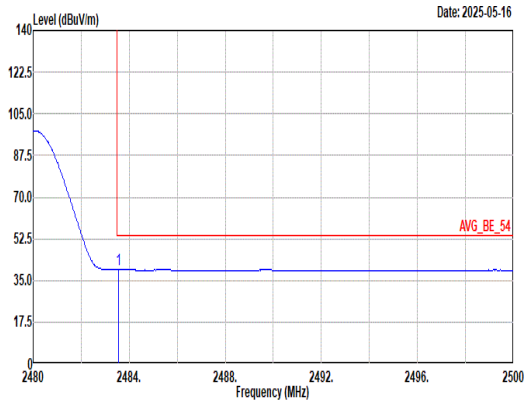 Site : 03CH23-HY Condition: AVG_BE_54 3m DRH18-E_LE2C05A18EN_240620 VERTICAL : RBW:1000.000kHz VBW:0.010kHz SWT:Auto Freq Level Limit Line Margin Read Level Ant Factor Cable Loss Preamp Factor Aux Factor APos TPos Remark MHz dBuV/m dBuV/m dB dBuV dB/m dB dB dB cm deg 1 2483.54 39.47 54.00 -14.53 26.94 26.84 7.34 32.03 10.38 366 241 Average	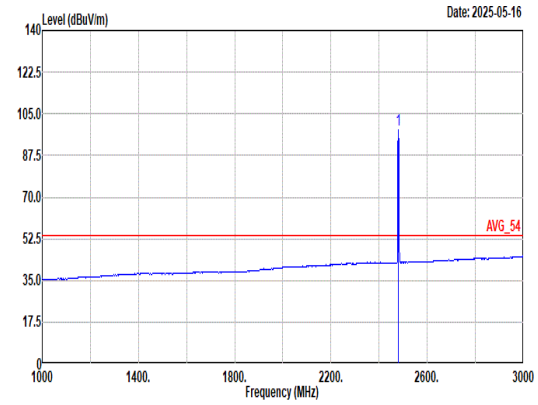 Site : 03CH23-HY Condition: AVG_54 3m DRH18-E_LE2C05A18EN_240620 VERTICAL : RBW:1000.000kHz VBW:0.010kHz SWT:Auto Freq Level Limit Line Margin Read Level Ant Factor Cable Loss Preamp Factor Aux Factor APos TPos Remark MHz dBuV/m dBuV/m dB dBuV dB/m dB dB dB cm deg 1 2480.00 98.42 ------ ------ 85.94 26.80 7.33 32.03 10.38 366 241 Average

Mode	12	
	Harmonic	
	2400-2483.5_Bluetooth-LE_GFSK _CH39_2480MHz	
ANT	1	
Pol.	Horizontal	Vertical
Peak Avg	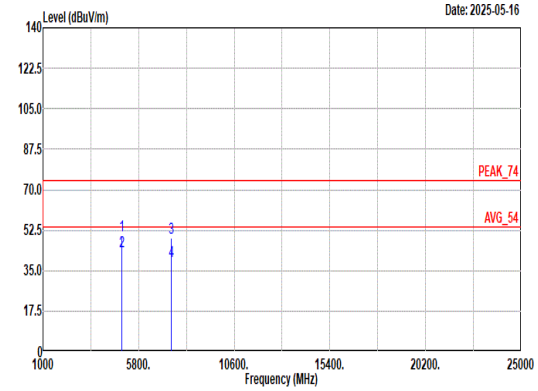 Site : 03CH23-HY Condition: PEAK_74 3m DRH18-E_LE2C05A18EN_240620 HORIZONTAL Freq Level Limit Line Margin Read Level Ant Factor Cable Loss Preamp Factor Aux Factor APos TPos Remark MHz dBuV/m dBuV/m dB dBuV dB/m dB dB dB cm deg 1 4960.00 50.11 74.00 -23.89 38.49 32.80 10.38 33.18 1.62 100 312 Peak 2 4960.00 43.28 54.00 -10.72 31.66 32.80 10.38 33.18 1.62 100 312 Average 3 7440.00 49.15 74.00 -24.85 33.45 37.20 12.59 36.07 1.98 -- -- Peak 4 7440.00 38.88 54.00 -15.12 23.18 37.20 12.59 36.07 1.98 -- -- Average	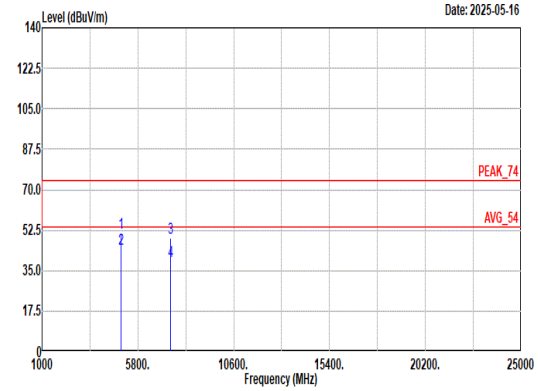 Site : 03CH23-HY Condition: PEAK_74 3m DRH18-E_LE2C05A18EN_240620 VERTICAL Freq Level Limit Line Margin Read Level Ant Factor Cable Loss Preamp Factor Aux Factor APos TPos Remark MHz dBuV/m dBuV/m dB dBuV dB/m dB dB dB cm deg 1 4960.00 51.11 74.00 -22.89 39.49 32.80 10.38 33.18 1.62 302 173 Peak 2 4960.00 44.54 54.00 -9.46 32.92 32.80 10.38 33.18 1.62 302 173 Average 3 7440.00 49.06 74.00 -24.94 33.36 37.20 12.59 36.07 1.98 -- -- Peak 4 7440.00 38.84 54.00 -15.16 23.14 37.20 12.59 36.07 1.98 -- -- Average

Mode	13	
	LF	
	2400-2483.5_Bluetooth-LE_GFSK _CH39_2480MHz	
ANT	1	
Pol.	Horizontal	Vertical
QP/ Peak	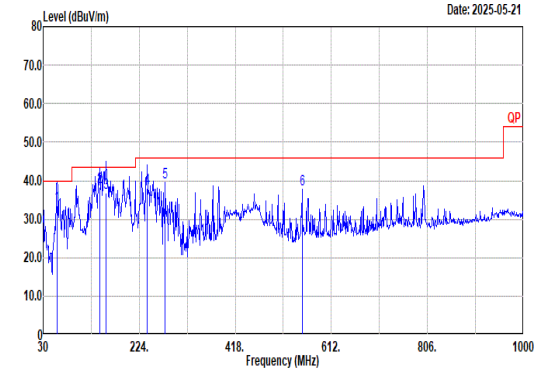 Site : 03CH23-HY Condition: QP 3m CBL6111D_62028 & 003_241127 HORIZONTAL Freq Level Limit Margin Read Level Ant Factor Cable Loss Preamp Factor Aux Factor APos TPos Remark MHz dBm dBm dB dBuV dB/m dB dB dB cm deg 1 58.13 33.59 40.00 -6.41 53.47 11.92 0.93 32.76 0.03 297 131 QP 2 144.46 38.28 43.50 -5.22 52.01 17.39 1.55 32.73 0.06 200 352 QP 3 157.07 36.92 43.50 -6.58 51.16 16.81 1.63 32.74 0.06 198 357 QP 4 240.49 38.11 46.00 -7.89 48.79 20.04 2.00 32.80 0.08 100 28 QP 5 276.38 39.42 46.00 -6.58 51.25 18.79 2.15 32.84 0.07 -- -- Peak 6 552.83 37.80 46.00 -8.20 42.07 25.46 3.14 33.05 0.18 -- -- Peak	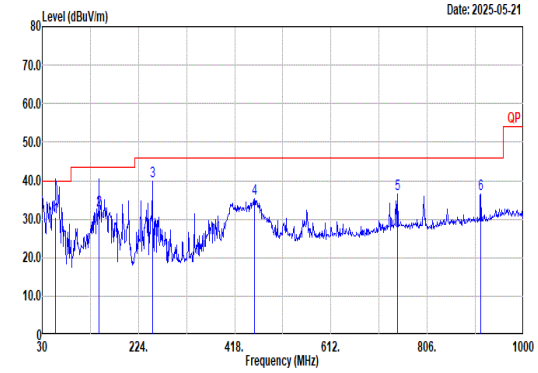 Site : 03CH23-HY Condition: QP 3m CBL6111D_62028 & 003_241127 VERTICAL Freq Level Limit Margin Read Level Ant Factor Cable Loss Preamp Factor Aux Factor APos TPos Remark MHz dBm dBm dB dBuV dB/m dB dB dB cm deg 1 57.16 30.36 40.00 -9.64 50.15 12.02 0.92 32.76 0.03 100 41 QP 2 144.46 32.44 43.50 -11.06 46.17 17.39 1.55 32.73 0.06 199 101 QP 3 252.13 39.93 46.00 -6.07 50.53 20.09 2.05 32.82 0.08 -- -- Peak 4 457.77 35.20 46.00 -10.80 41.96 23.24 2.85 32.93 0.08 -- -- Peak 5 746.83 36.58 46.00 -9.42 37.45 28.13 3.70 32.81 0.11 -- -- Peak 6 913.67 36.53 46.00 -9.47 34.79 29.40 4.10 31.88 0.12 -- -- Peak

Appendix D. Duty Cycle Plots

Band	Duty Cycle (%)	T(us)	1/T(kHz)	VBW Setting
Bluetooth - LE for 125kbps	100.00	-	-	10Hz
Bluetooth - LE for 500kbps	100.00	-	-	10Hz
Bluetooth - LE for 1Mbps	100.00	-	-	10Hz
Bluetooth - LE for 2Mbps	100.00	-	-	10Hz

Bluetooth - LE for 125kbps

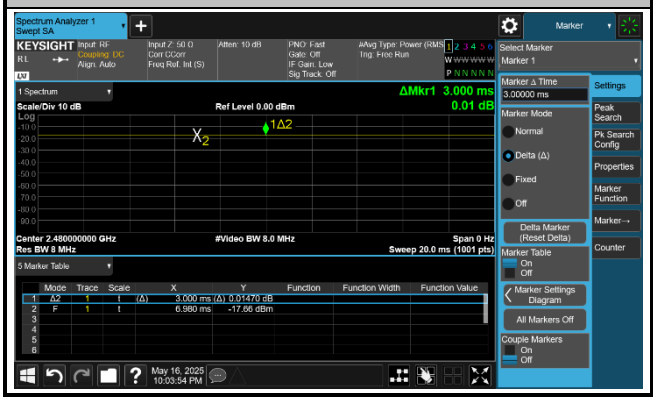

Bluetooth - LE for 500kbps

Bluetooth - LE for 1Mbps

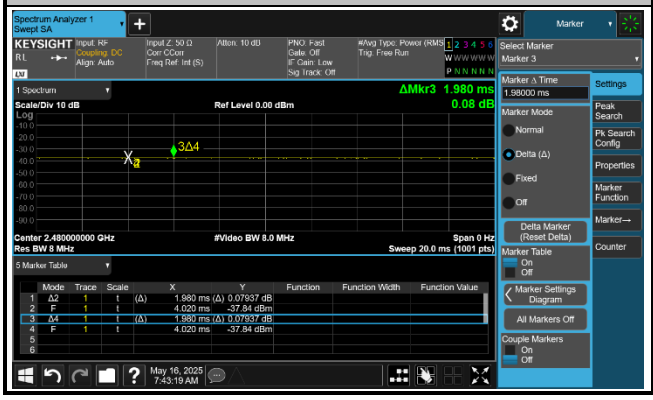

Bluetooth - LE for 2Mbps