Ant Ht = 119, Pol. Hor. T.T Azimuth - 193.
The signal was monitored

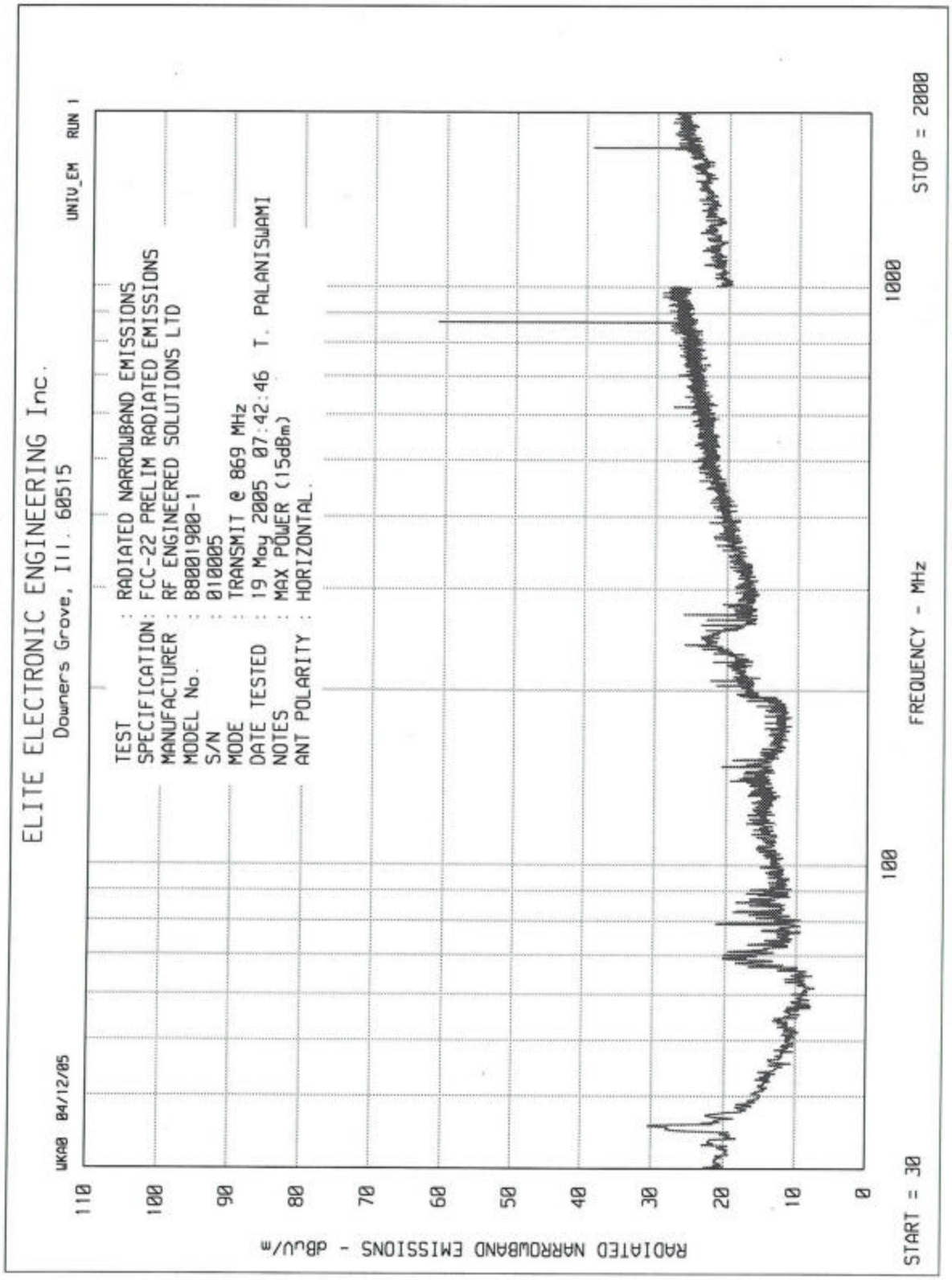

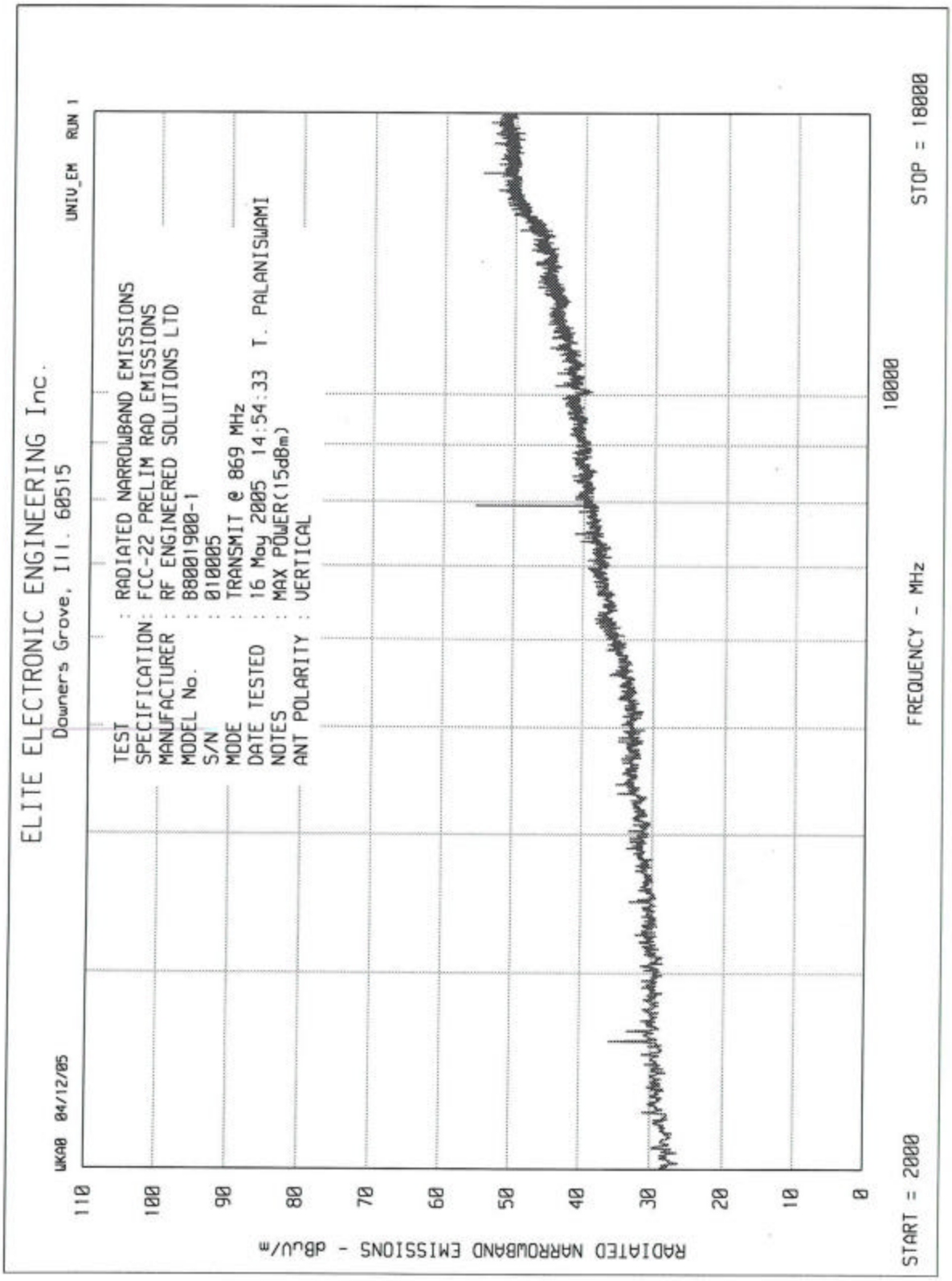
ELITE ELECTRONIC ENGINEERING Inc.
Downers Grove, Ill. 60515
WKAB 04/12/05
UNIV_EM RUN 1
TEST : RADIATED NARROWBAND EMISSIONS
SPECIFICATION: FCC-22 PRELIM RAD EMISSIONS
MANUFACTURER : RF ENGINEERED SOLUTIONS LTD
MODEL No. : B8001900-1
S/N : 010005
MODE : TRANSMIT @ 869 MHz
DATE TESTED : 16 May 2005 14:54:33 T. PALANISWAMI
NOTES : MAX POWER(15dBm)
ANT POLARITY : VERTICAL
RADIATED NARROWBAND EMISSIONS - dBuV/m
110
100
90
80
70
60
50
40
30
20
10
0
START = 2000
FREQUENCY - MHz
10000
STOP = 18000

Pol. Hor. Ant Ht: 112.2 TT Azimuth = 193

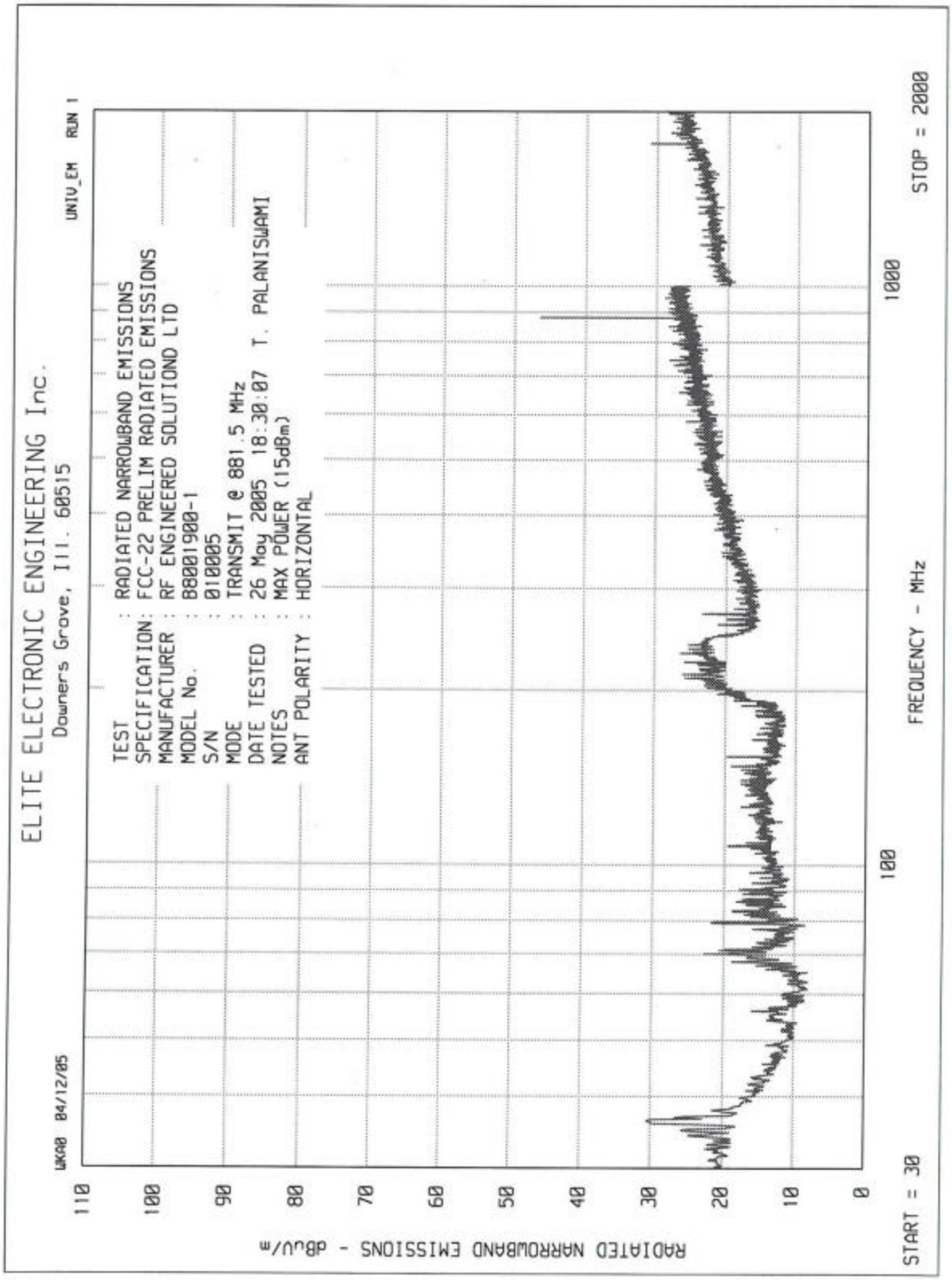

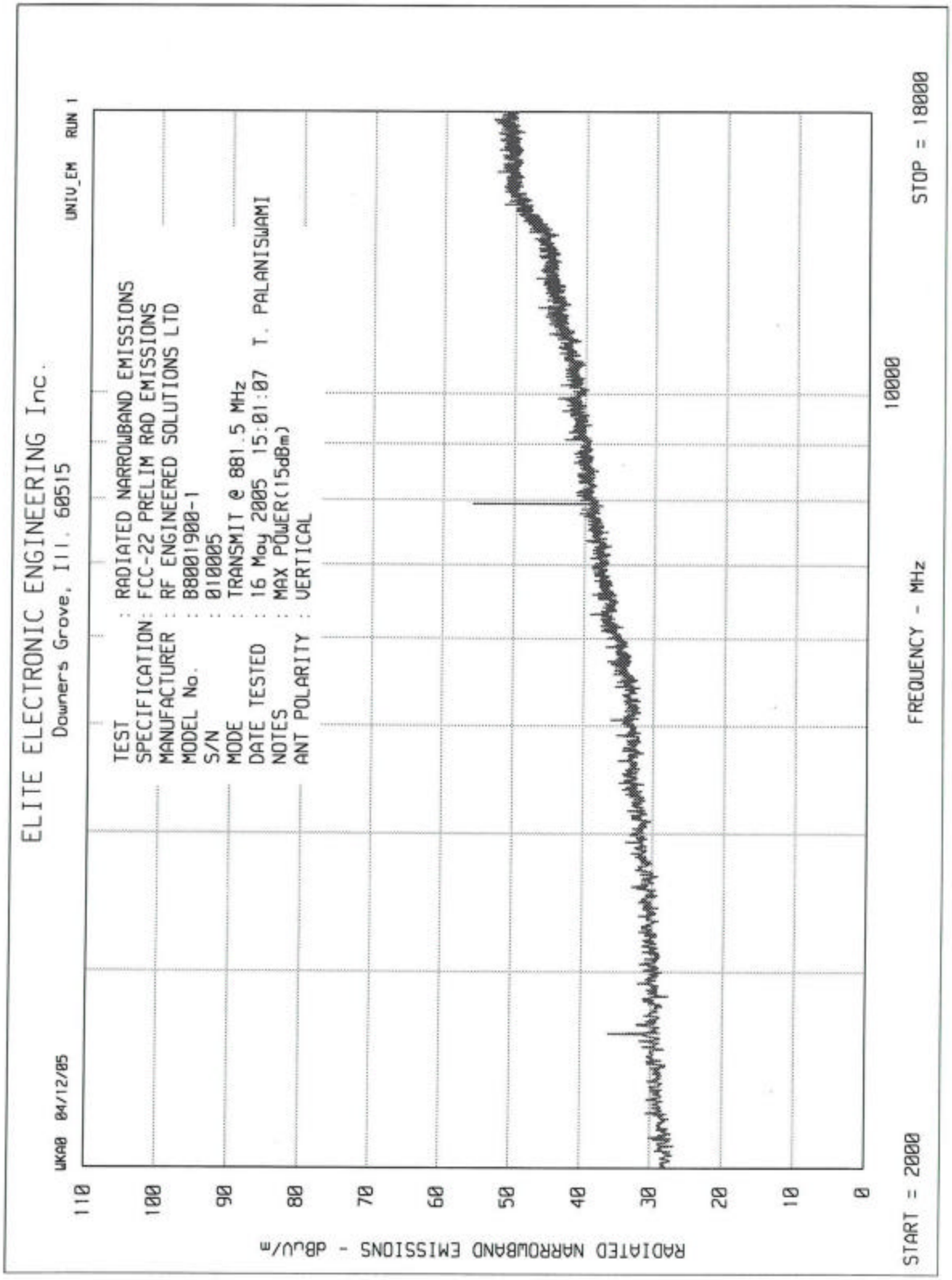
ELITE ELECTRONIC ENGINEERING Inc.
Downers Grove, Ill. 60515
WKA0 04/12/05
UNIV_EM RUN 1
TEST : RADIATED NARROWBAND EMISSIONS
SPECIFICATION: FCC-22 PRELIM RAD EMISSIONS
MANUFACTURER : RF ENGINEERED SOLUTIONS LTD
MODEL No. : B8001900-1
S/N : 010005
MODE : TRANSMIT @ 881.5 MHz
DATE TESTED : 16 May 2005 15:01:07 T. PALANISWAMI
NOTES : MAX POWER(15dBm)
ANT POLARITY : VERTICAL
RADIATED NARROWBAND EMISSIONS - dBuV/m
110
100
90
80
70
60
50
40
30
20
10
0
START = 2000
FREQUENCY - MHz
10000
STOP = 18000

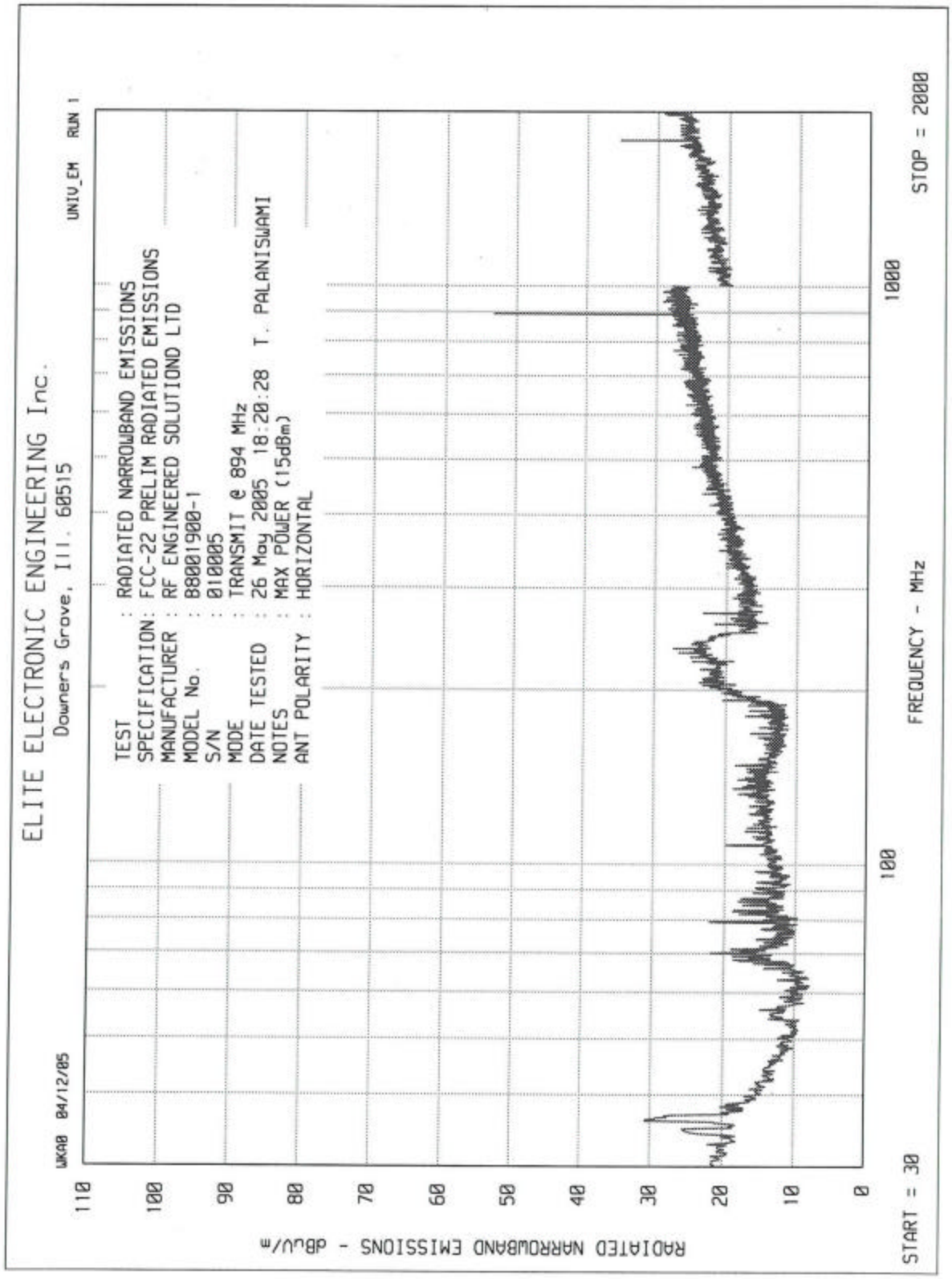

Ant Pol = Hor, Ant Ht = 118.2 77 Azimuth . 193.4

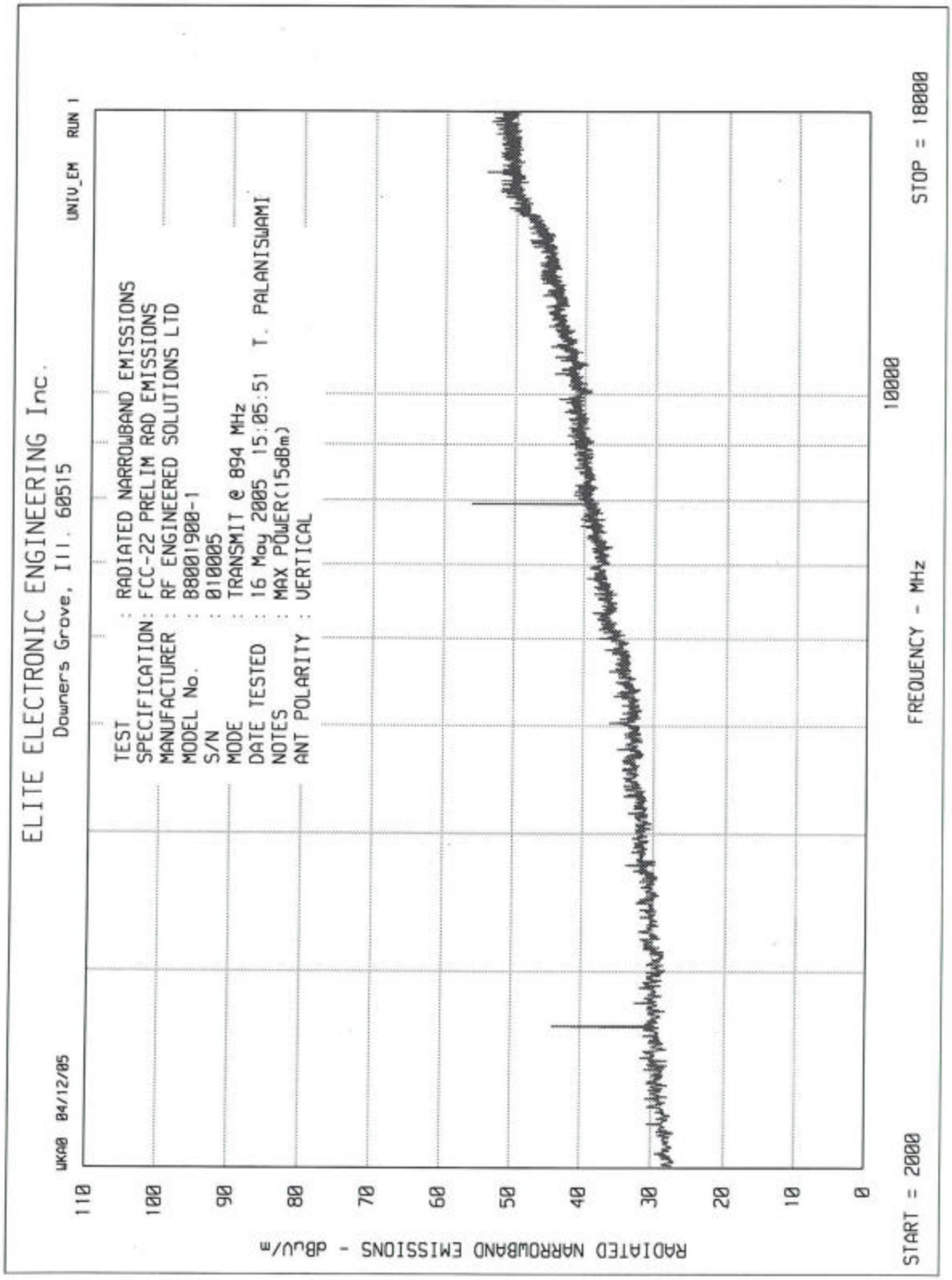
ELITE ELECTRONIC ENGINEERING Inc.
Downers Grove, Ill. 60515
WKAB 04/12/05
UNIV_EM RUN 1
TEST : RADIATED NARROWBAND EMISSIONS
SPECIFICATION: FCC-22 PRELIM RAD EMISSIONS
MANUFACTURER : RF ENGINEERED SOLUTIONS LTD
MODEL No. : B8001900-1
S/N : 010005
MODE : TRANSMIT @ 894 MHz
DATE TESTED : 16 May 2005 15:05:51 T. PALANISWAMI
NOTES : MAX POWER(15dBm)
ANT POLARITY : VERTICAL
RADIATED NARROWBAND EMISSIONS - dBuV/m
110
100
90
80
70
60
50
40
30
20
10
0
START = 2000
FREQUENCY - MHz
10000
STOP = 18000

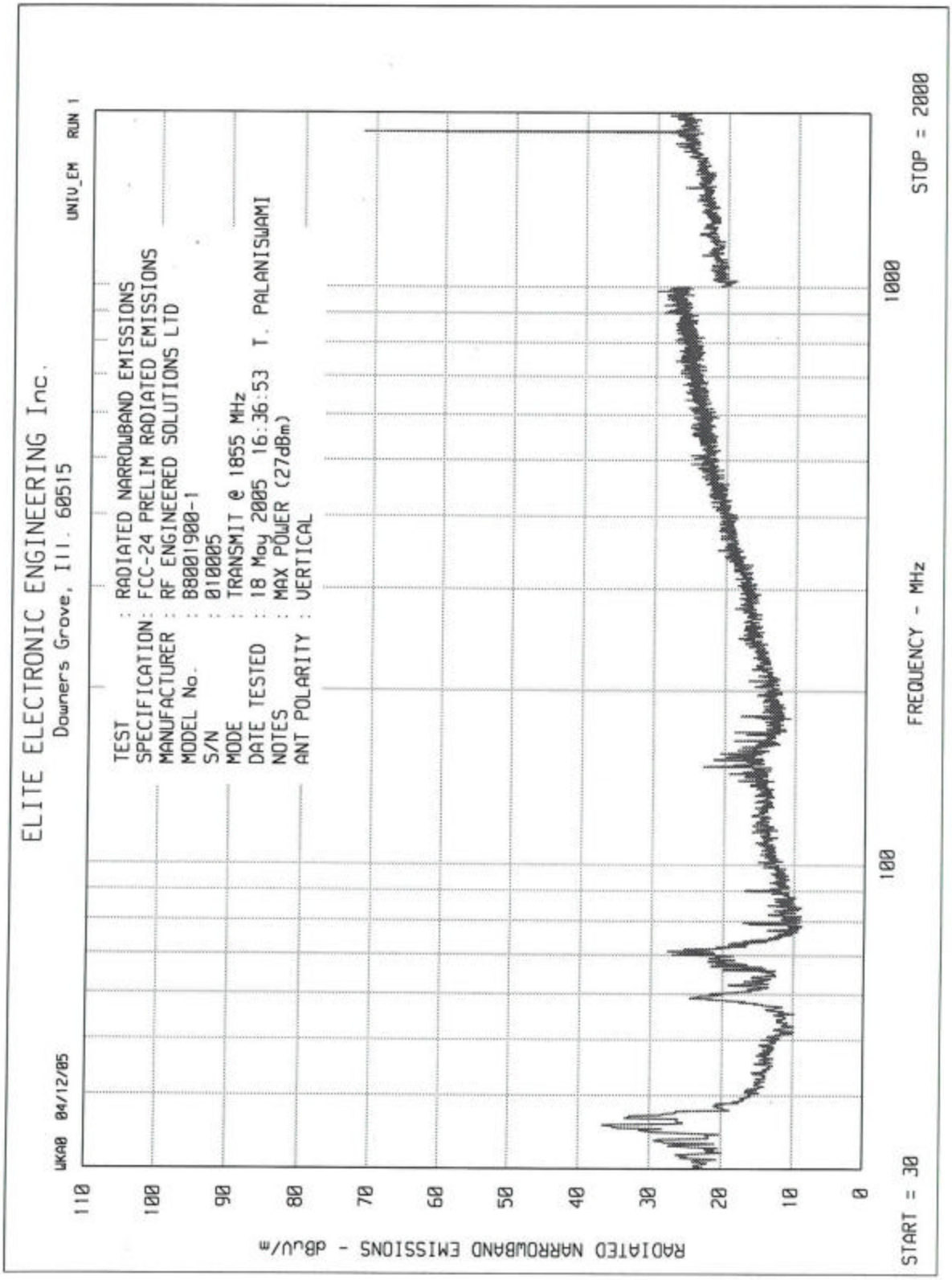
ELITE ELECTRONIC ENGINEERING Inc.
Downers Grove, Ill. 60515
WKA0 04/12/05
UNIV_EM RUN 1
TEST : RADIATED NARROWBAND EMISSIONS
SPECIFICATION: FCC-24 PRELIM RADIATED EMISSIONS
MANUFACTURER : RF ENGINEERED SOLUTIONS LTD
MODEL No. : B8001900-1
S/N : 010005
MODE : TRANSMIT @ 1855 MHz
DATE TESTED : 18 May 2005 16:36:53 T. PALANISWAMI
NOTES : MAX POWER (27dBm)
ANT POLARITY : VERTICAL
RADIATED NARROWBAND EMISSIONS - dBuV/m
110
100
90
80
70
60
50
40
30
20
10
0
START = 30
100
1000
STOP = 2000
FREQUENCY - MHz

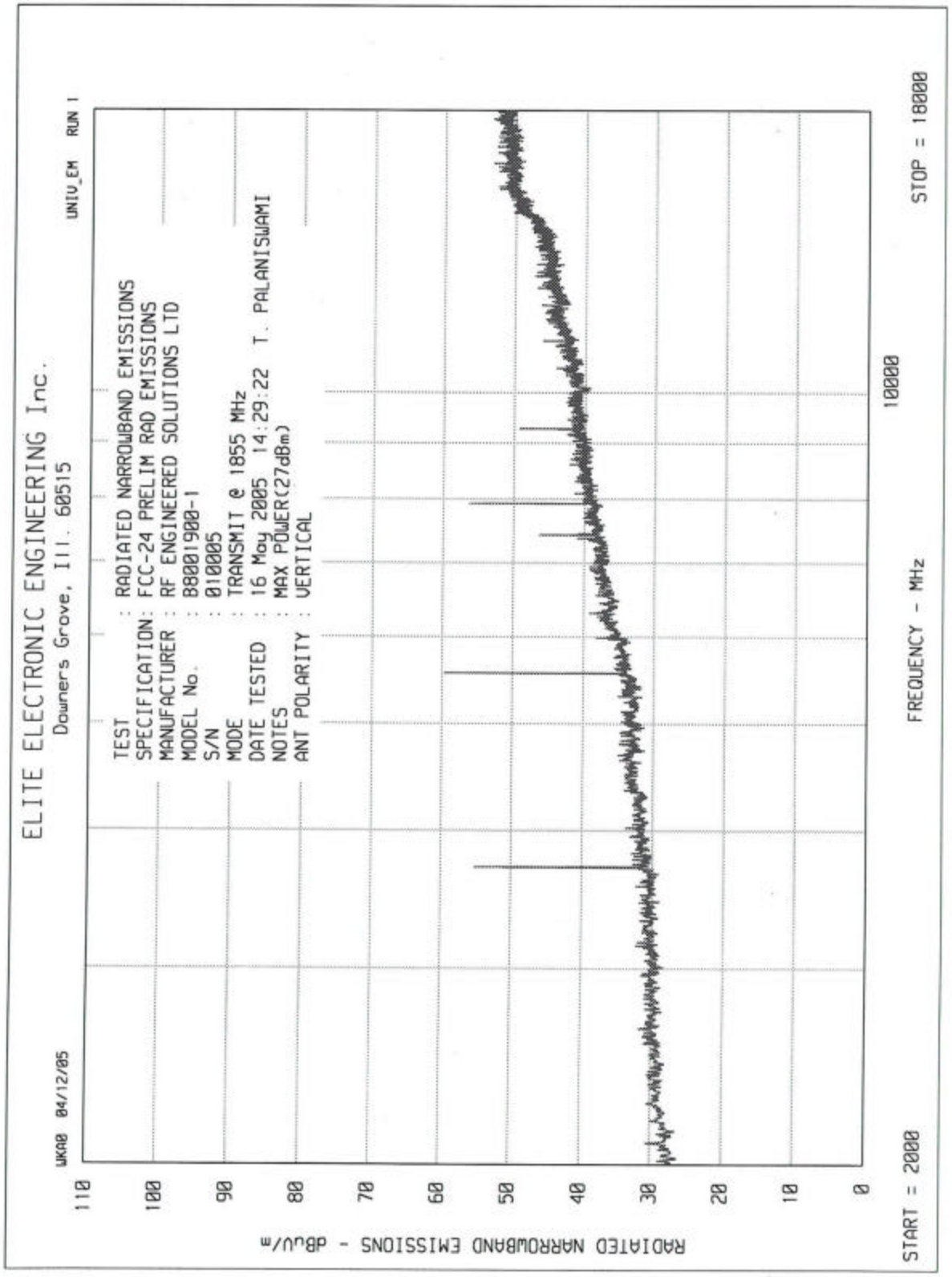
ELITE ELECTRONIC ENGINEERING Inc.
Downers Grove, Ill. 60515
WKR0 04/12/05
UNIV_EM RUN 1
TEST : RADIATED NARROWBAND EMISSIONS
SPECIFICATION: FCC-24 PRELIM RAD EMISSIONS
MANUFACTURER : RF ENGINEERED SOLUTIONS LTD
MODEL No. : B8001900-1
S/N : 010005
MODE : TRANSMIT @ 1855 MHz
DATE TESTED : 16 May 2005 14:29:22 T. PALANISWAMI
NOTES : MAX POWER(27dBm)
ANT POLARITY : VERTICAL
RADIATED NARROWBAND EMISSIONS - dBuV/m
110
100
90
80
70
60
50
40
30
20
10
0
START = 2000
FREQUENCY - MHz
10000
STOP = 18000

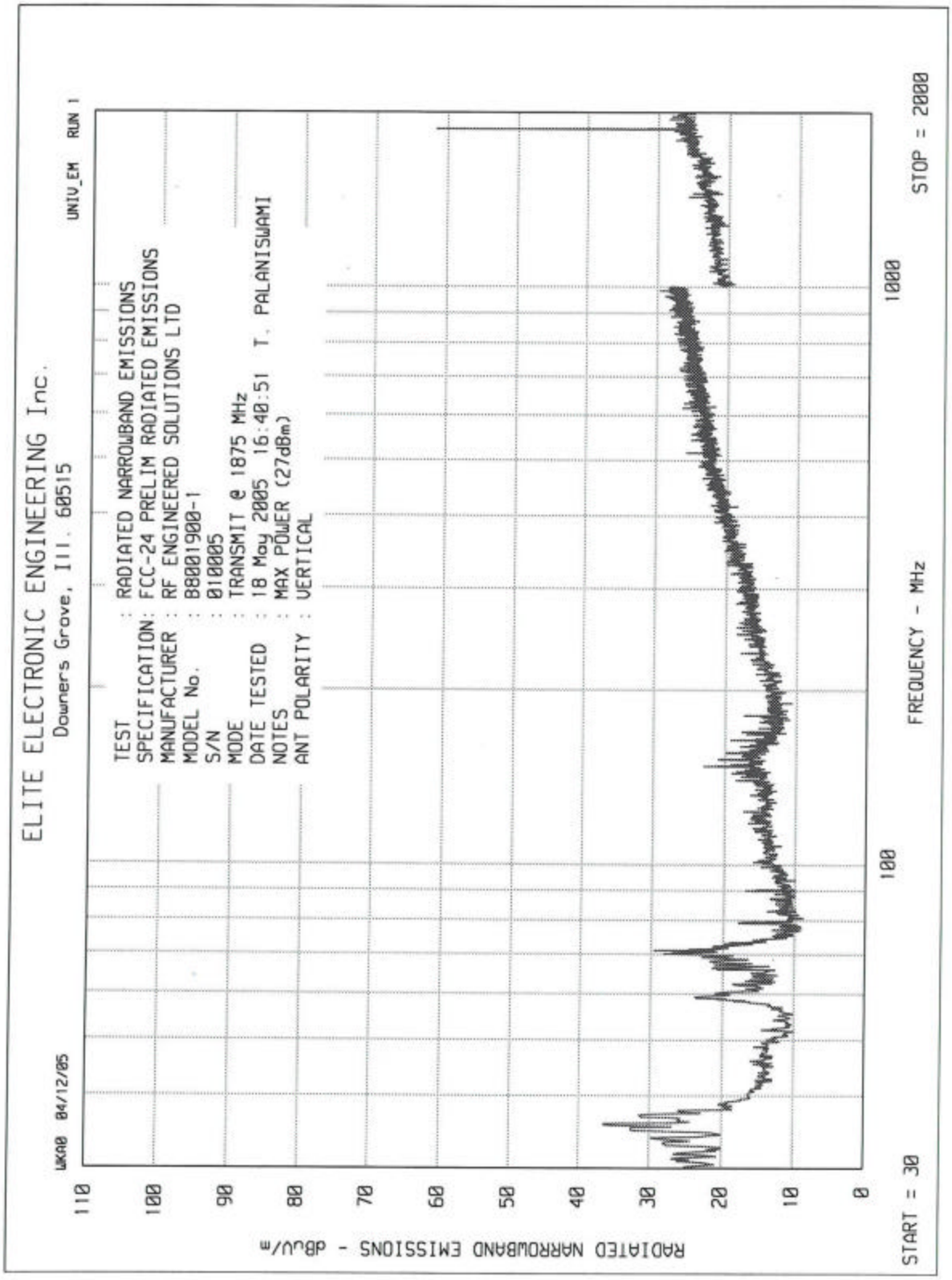
ELITE ELECTRONIC ENGINEERING Inc.
Downers Grove, Ill. 60515
WKA0 04/12/05
UNIV_EM RUN 1
TEST : RADIATED NARROWBAND EMISSIONS
SPECIFICATION: FCC-24 PRELIM RADIATED EMISSIONS
MANUFACTURER : RF ENGINEERED SOLUTIONS LTD
MODEL No. : B8001900-1
S/N : 010005
MODE : TRANSMIT @ 1875 MHz
DATE TESTED : 18 May 2005 16:40:51 T. PALANISWAMI
NOTES : MAX POWER (27dBm)
ANT POLARITY : VERTICAL
RADIATED NARROWBAND EMISSIONS - dBuV/m
110
100
90
80
70
60
50
40
30
20
10
0
START = 30
100
1000
STOP = 2000
FREQUENCY - MHz

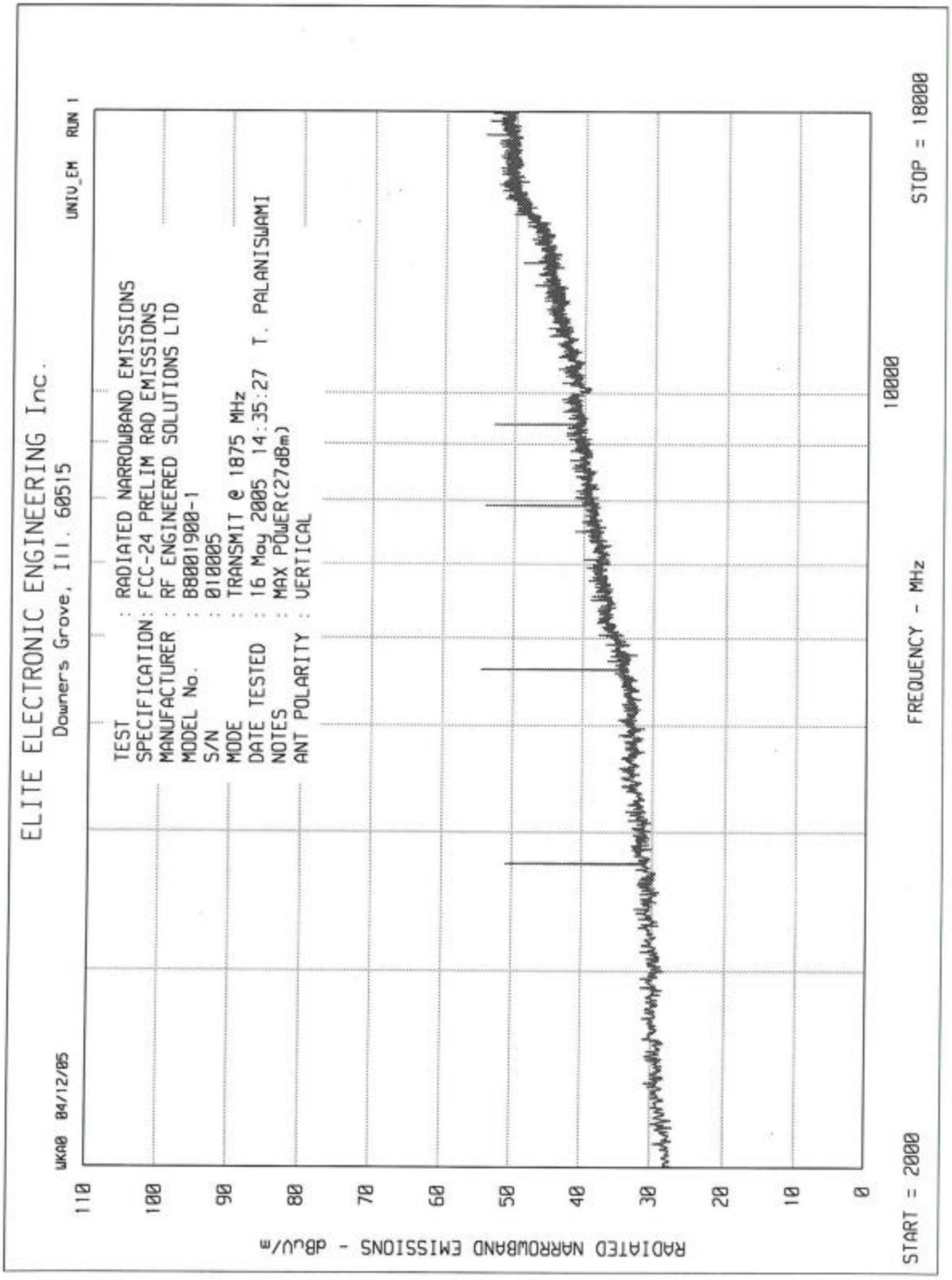
ELITE ELECTRONIC ENGINEERING Inc.
Downers Grove, Ill. 60515
WKA0 04/12/05
UNIV_EM RUN 1
TEST : RADIATED NARROWBAND EMISSIONS
SPECIFICATION: FCC-24 PRELIM RAD EMISSIONS
MANUFACTURER : RF ENGINEERED SOLUTIONS LTD
MODEL No. : B8001900-1
S/N : 010005
MODE : TRANSMIT @ 1875 MHz
DATE TESTED : 16 May 2005 14:35:27 T. PALANISWAMI
NOTES : MAX POWER(27dBm)
ANT POLARITY : VERTICAL
RADIATED NARROWBAND EMISSIONS - dBuV/m
110
100
90
80
70
60
50
40
30
20
10
0
START = 2000
FREQUENCY - MHz
10000
STOP = 18000

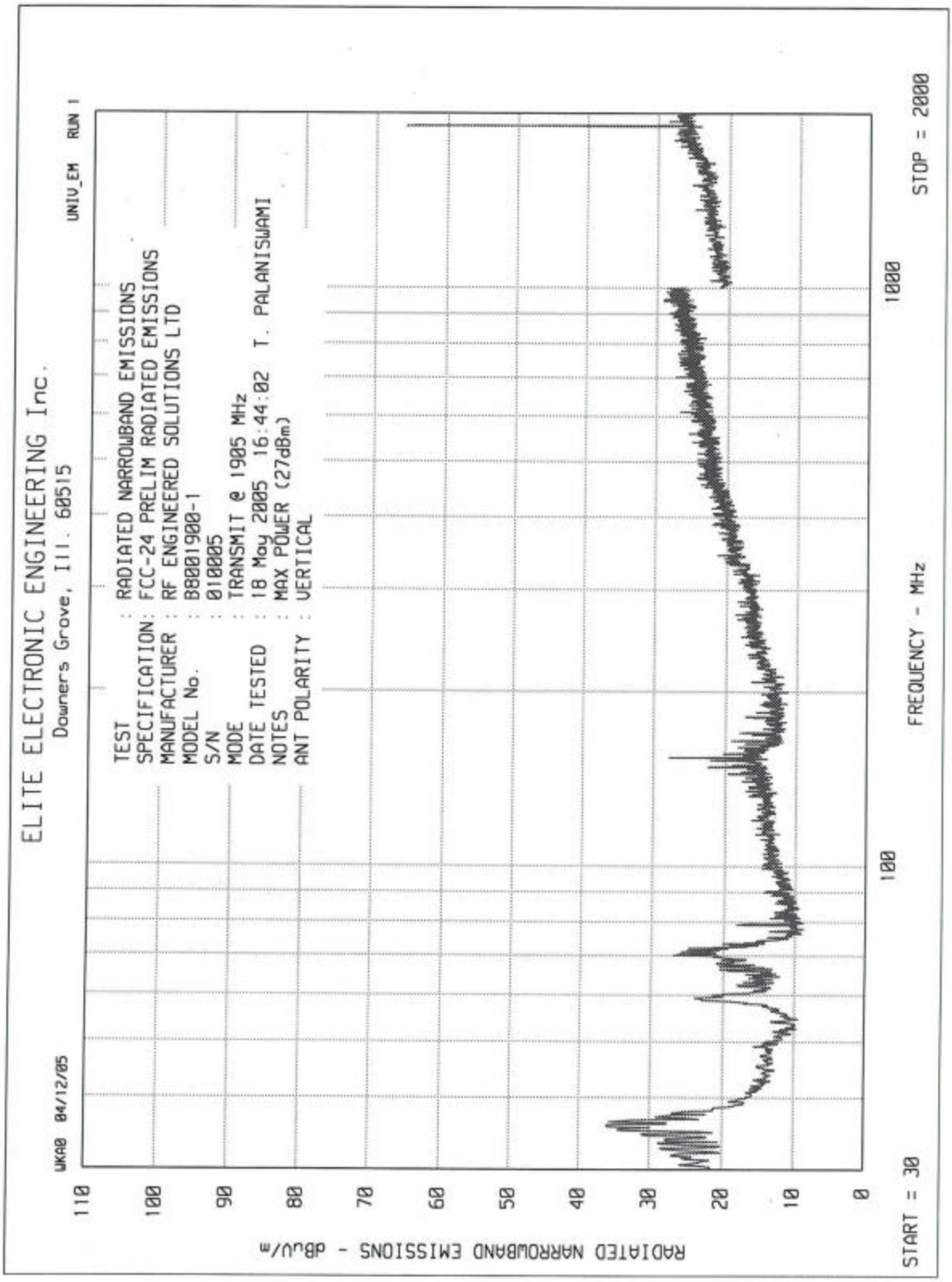
ELITE ELECTRONIC ENGINEERING Inc.
Downers Grove, Ill. 60515
WKA0 04/12/05
UNIV_EM RUN 1
TEST : RADIATED NARROWBAND EMISSIONS
SPECIFICATION: FCC-24 PRELIM RADIATED EMISSIONS
MANUFACTURER : RF ENGINEERED SOLUTIONS LTD
MODEL No. : B8001900-1
S/N : 010005
MODE : TRANSMIT @ 1905 MHz
DATE TESTED : 18 May 2005 16:44:02 T. PALANISWAMI
NOTES : MAX POWER (27dBm)
ANT POLARITY : VERTICAL
RADIATED NARROWBAND EMISSIONS - dBuV/m
110
100
90
80
70
60
50
40
30
20
10
0
START = 30
100
1000
STOP = 2000
FREQUENCY - MHz

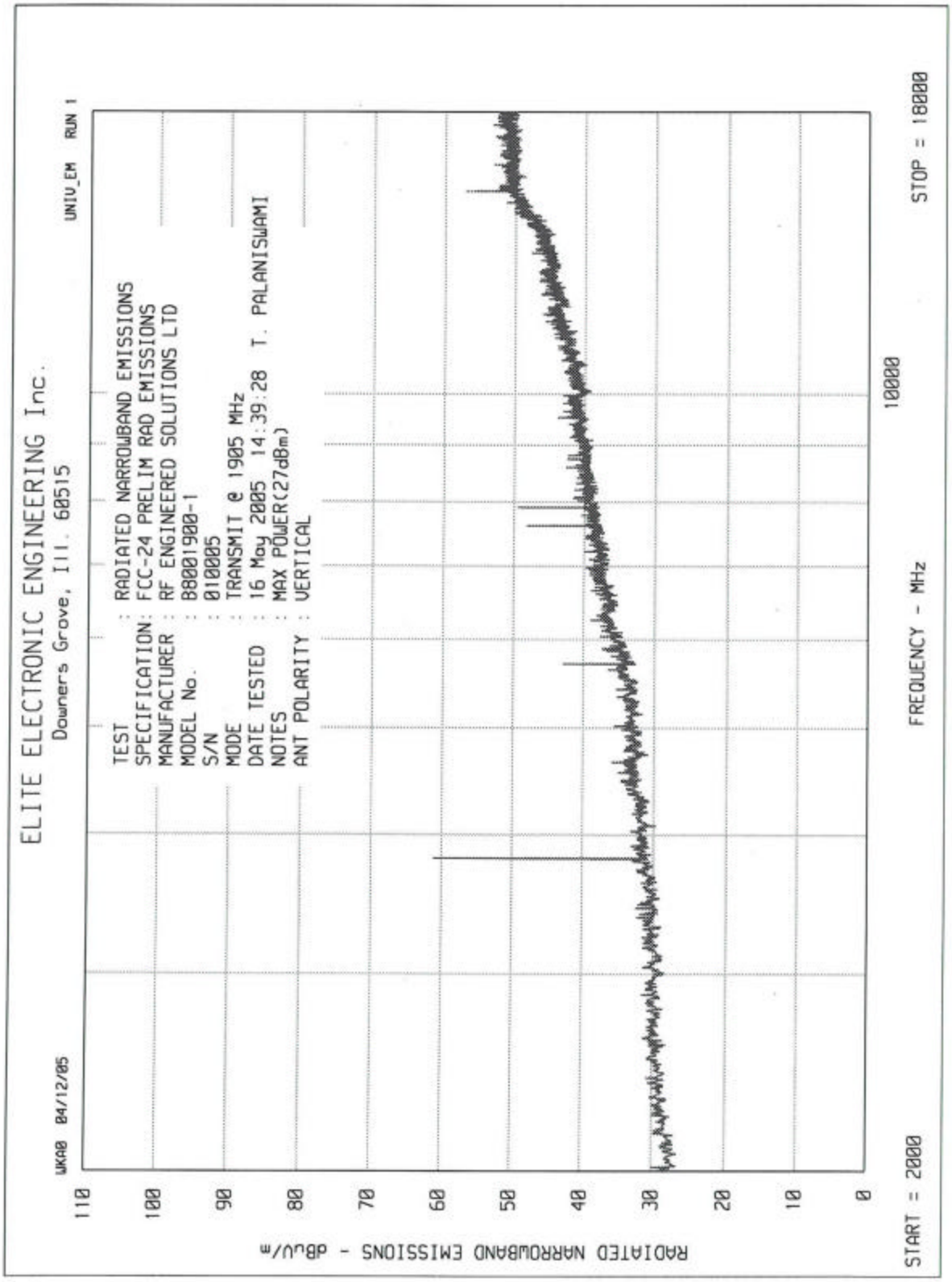
ELITE ELECTRONIC ENGINEERING Inc.
Downers Grove, Ill. 60515
WKA0 04/12/05
UNIV_EM RUN 1
TEST : RADIATED NARROWBAND EMISSIONS
SPECIFICATION: FCC-24 PRELIM RAD EMISSIONS
MANUFACTURER : RF ENGINEERED SOLUTIONS LTD
MODEL No. : B8001900-1
S/N : 010005
MODE : TRANSMIT @ 1905 MHz
DATE TESTED : 16 May 2005 14:39:28 T. PALANISWAMI
NOTES : MAX POWER(27dBm)
ANT POLARITY : VERTICAL
RADIATED NARROWBAND EMISSIONS - dBuV/m
110
100
90
80
70
60
50
40
30
20
10
0
START = 2000
FREQUENCY - MHz
10000
STOP = 18000

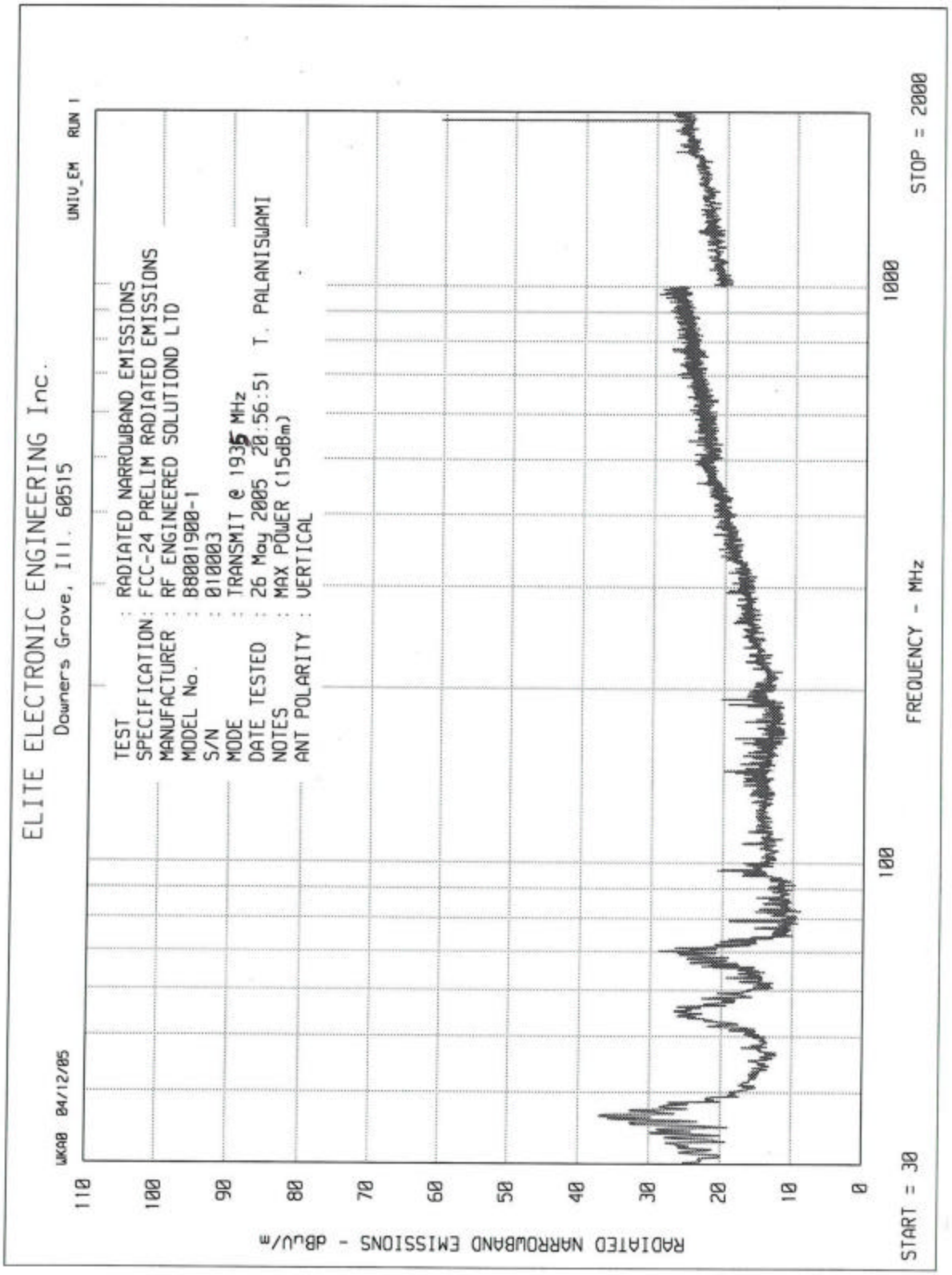
ELITE ELECTRONIC ENGINEERING Inc.
Downers Grove, Ill. 60515
WK08 04/12/05
UNIV_EM RUN 1
TEST : RADIATED NARROWBAND EMISSIONS
SPECIFICATION: FCC-24 PRELIM RADIATED EMISSIONS
MANUFACTURER : RF ENGINEERED SOLUTIOND LTD
MODEL No. : B8001900-1
S/N : 010003
MODE : TRANSMIT @ 1935 MHz
DATE TESTED : 26 May 2005 20:56:51 T. PALANISWAMI
NOTES : MAX POWER (15dBm)
ANT POLARITY : VERTICAL
RADIATED NARROWBAND EMISSIONS - dBuV/m
110
100
90
80
70
60
50
40
30
20
10
0
START = 30
100
1000
STOP = 2000
FREQUENCY - MHz

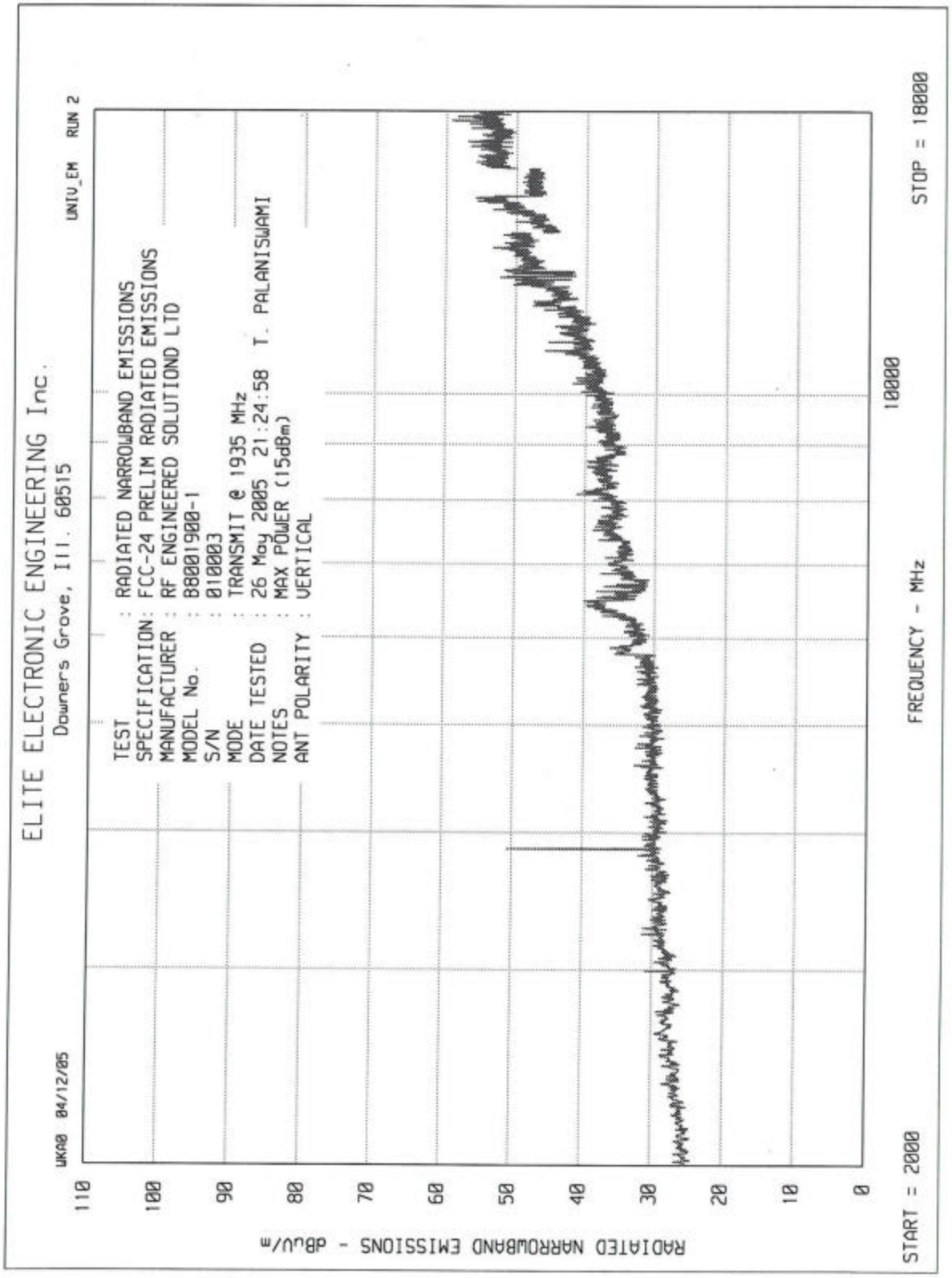
ELITE ELECTRONIC ENGINEERING Inc.
Downers Grove, Ill. 60515
UNIV_EM RUN 2
WKR0 04/12/05
TEST : RADIATED NARROWBAND EMISSIONS
SPECIFICATION: FCC-24 PRELIM RADIATED EMISSIONS
MANUFACTURER : RF ENGINEERED SOLUTIOND LTD
MODEL No. : B8001900-1
S/N : 010003
MODE : TRANSMIT @ 1935 MHz
DATE TESTED : 26 May 2005 21:24:58 T. PALANISWAMI
NOTES : MAX POWER (15dBm)
ANT POLARITY : VERTICAL
RADIATED NARROWBAND EMISSIONS - dBuV/m
110
100
90
80
70
60
50
40
30
20
10
0
START = 2000
FREQUENCY - MHz
10000
STOP = 18000

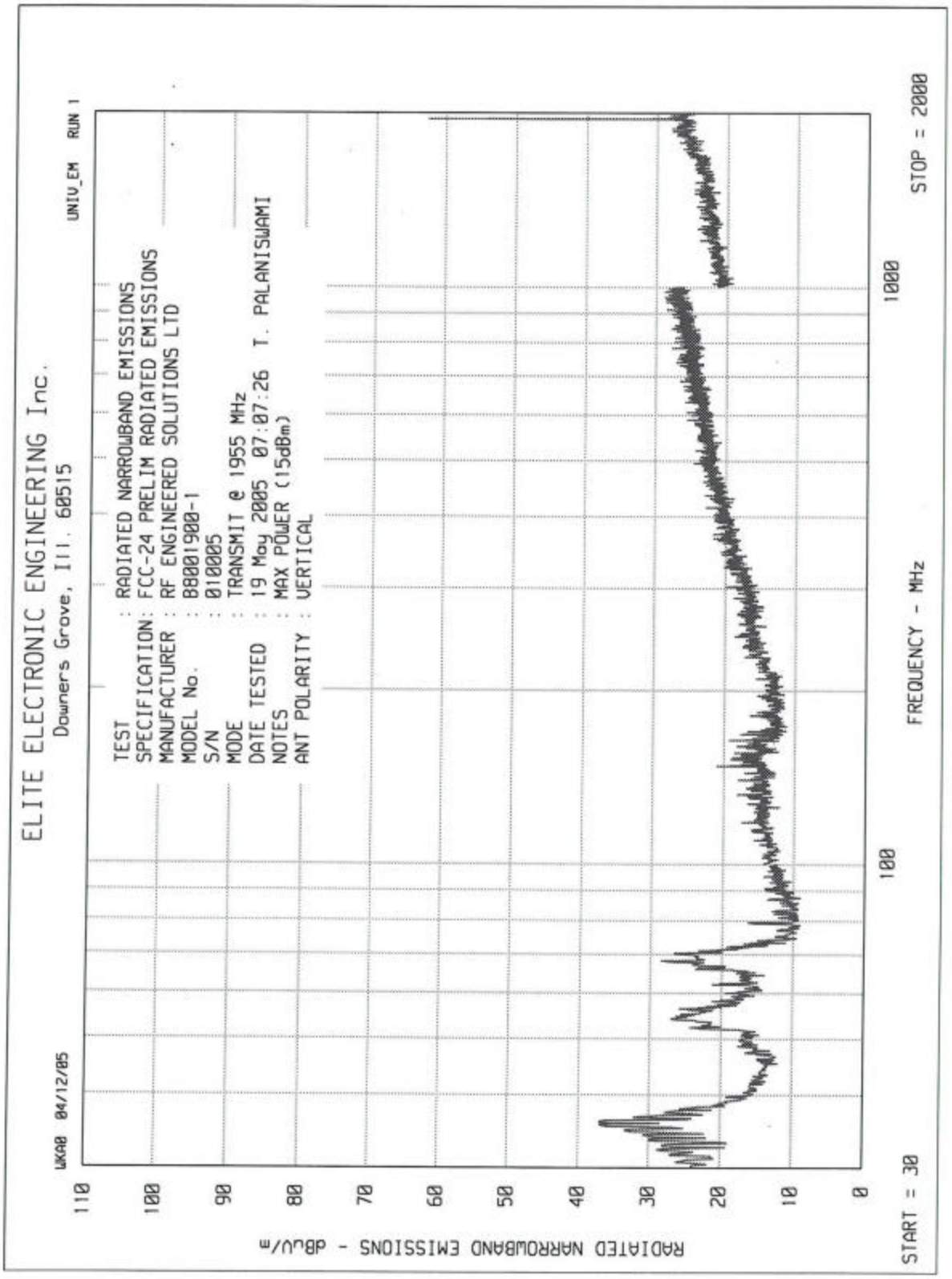
ELITE ELECTRONIC ENGINEERING Inc.
Downers Grove, Ill. 60515
WK08 04/12/05
UNIV_EM RUN 1
TEST : RADIATED NARROWBAND EMISSIONS
SPECIFICATION: FCC-24 PRELIM RADIATED EMISSIONS
MANUFACTURER : RF ENGINEERED SOLUTIONS LTD
MODEL No. : B8001900-1
S/N : 010005
MODE : TRANSMIT @ 1955 MHz
DATE TESTED : 19 May 2005 07:07:26 T. PALANISWAMI
NOTES : MAX POWER (15dBm)
ANT POLARITY : VERTICAL
RADIATED NARROWBAND EMISSIONS - dBuV/m
110
100
90
80
70
60
50
40
30
20
10
0
START = 30
100
1000
STOP = 2000
FREQUENCY - MHz

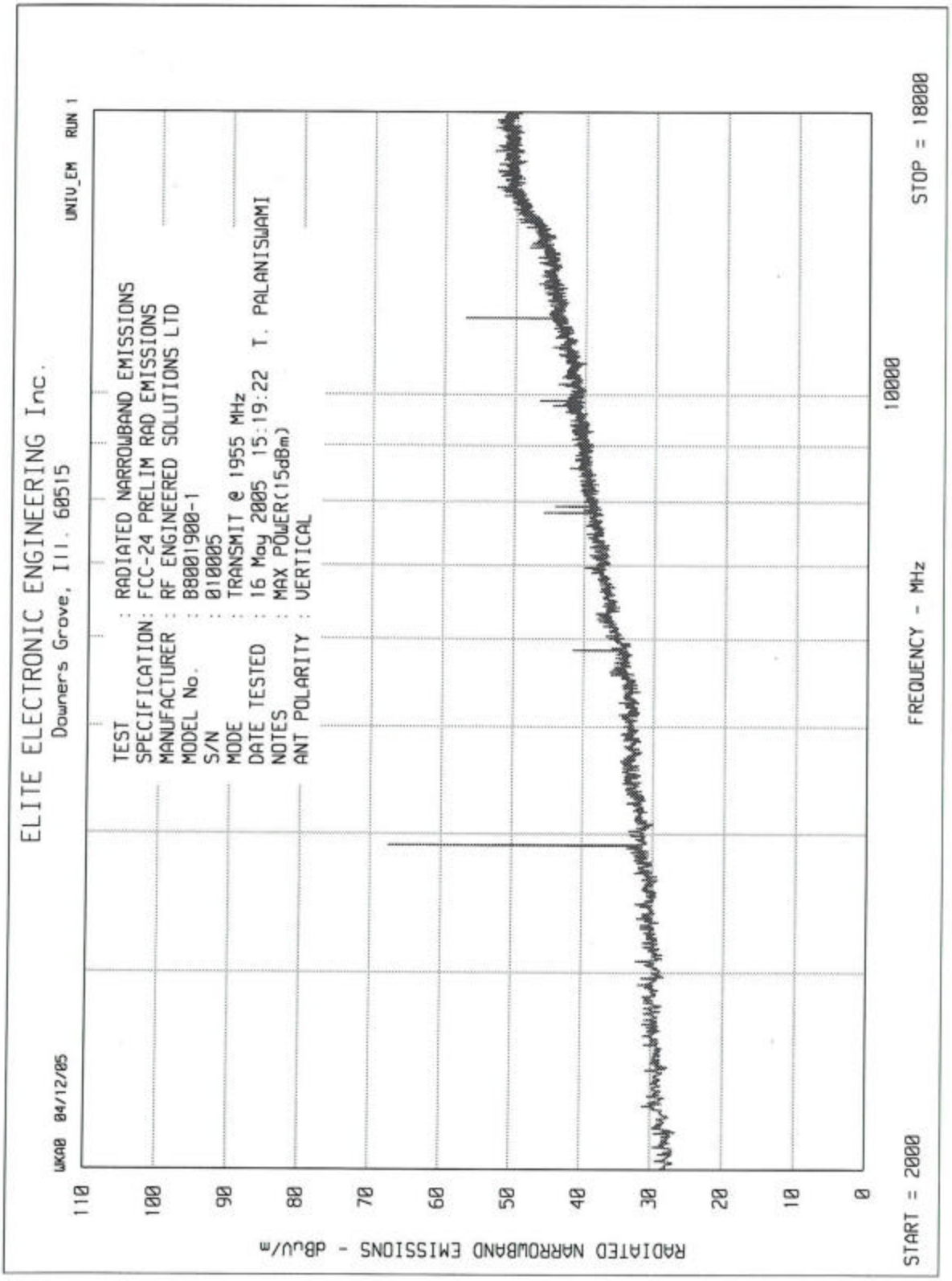
ELITE ELECTRONIC ENGINEERING Inc.
Downers Grove, Ill. 60515
UNIV_EM RUN 1
WKA0 04/12/05
TEST : RADIATED NARROWBAND EMISSIONS
SPECIFICATION: FCC-24 PRELIM RAD EMISSIONS
MANUFACTURER : RF ENGINEERED SOLUTIONS LTD
MODEL No. : B8001900-1
S/N : 010005
MODE : TRANSMIT @ 1955 MHz
DATE TESTED : 16 May 2005 15:19:22 T. PALANISWAMI
NOTES : MAX POWER(15dBm)
ANT POLARITY : VERTICAL
RADIATED NARROWBAND EMISSIONS - dBuV/m
110
100
90
80
70
60
50
40
30
20
10
0
START = 2000
FREQUENCY - MHz
10000
STOP = 18000

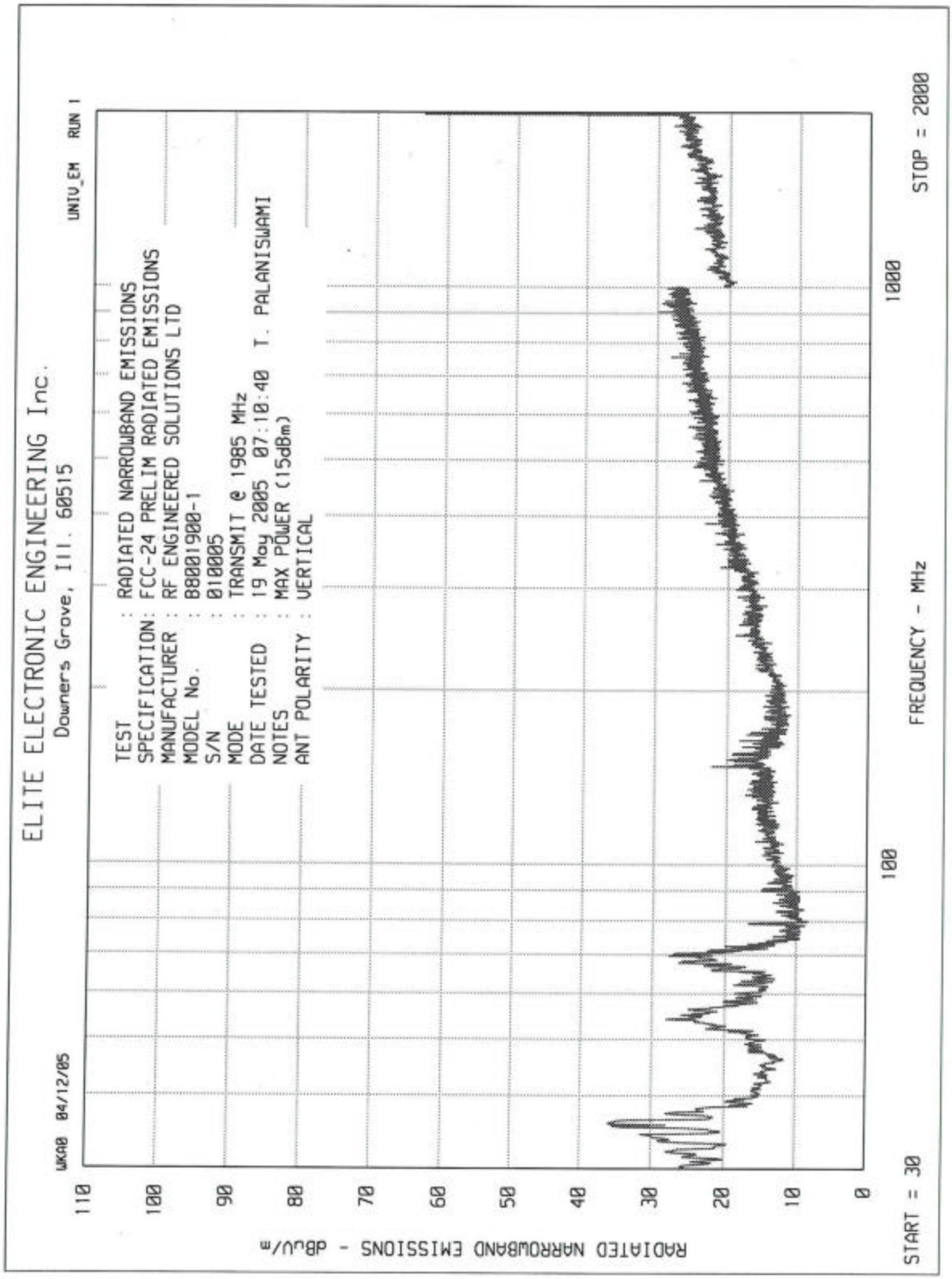
ELITE ELECTRONIC ENGINEERING Inc.
Downers Grove, Ill. 60515
WKA0 04/12/05
UNIV_EM RUN 1
TEST : RADIATED NARROWBAND EMISSIONS
SPECIFICATION: FCC-24 PRELIM RADIATED EMISSIONS
MANUFACTURER : RF ENGINEERED SOLUTIONS LTD
MODEL No. : 88001900-1
S/N : 010005
MODE : TRANSMIT @ 1985 MHz
DATE TESTED : 19 May 2005 07:10:40 T. PALANISWAMI
NOTES : MAX POWER (15dBm)
ANT POLARITY : VERTICAL
RADIATED NARROWBAND EMISSIONS - dBuV/m
110
100
90
80
70
60
50
40
30
20
10
0
START = 30
100
1000
STOP = 2000
FREQUENCY - MHz

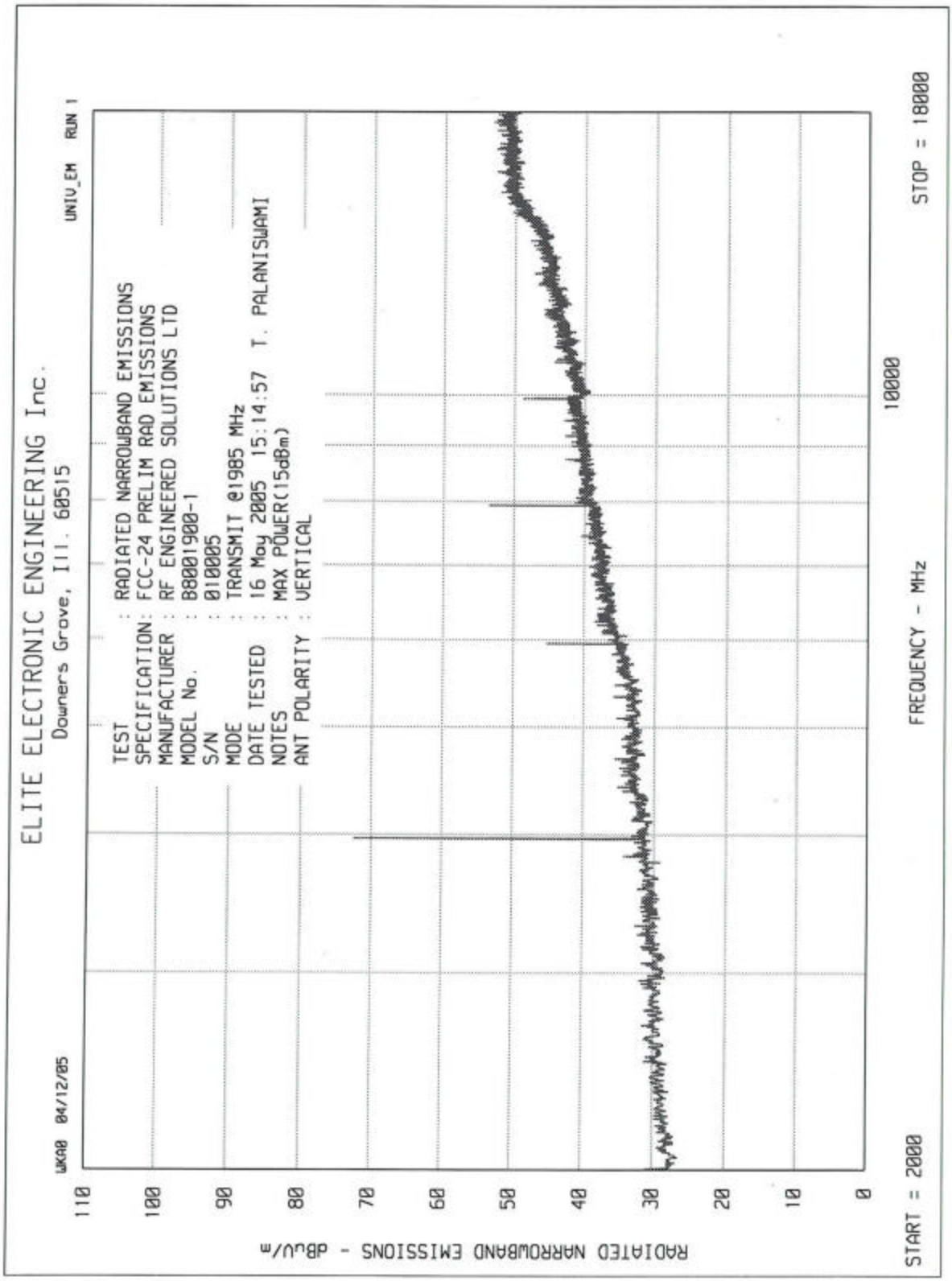
ELITE ELECTRONIC ENGINEERING Inc.
Downers Grove, Ill. 60515
UKAB 04/12/05
UNIV_EM RUN 1
TEST : RADIATED NARROWBAND EMISSIONS
SPECIFICATION: FCC-24 PRELIM RAD EMISSIONS
MANUFACTURER : RF ENGINEERED SOLUTIONS LTD
MODEL No. : B8001900-1
S/N : 010005
MODE : TRANSMIT @1985 MHz
DATE TESTED : 16 May 2005 15:14:57 T. PALANISWAMI
NOTES : MAX POWER(15dBm)
ANT POLARITY : VERTICAL
RADIATED NARROWBAND EMISSIONS - dBuV/m
110
100
90
80
70
60
50
40
30
20
10
0
START = 2000
FREQUENCY - MHz
10000
STOP = 18000

MANUFACTURER : RES, LIMITED
MODEL : B8001900-1
SERIAL NO. : 010005
SPECIFICATION : FCC-22 SPURIOUS RADIATED EMISSIONS
NOTES : Tx CW @ 824MHz
: TEST DISTANCE IS 3 METERS

FREQUENCY MHz	ANT POL	METER READING dBuV	MATCHED SIGNAL dBm	ANTENNA GAIN dB	CABLE FACTOR dB	ERP TOTAL dB	ATTN dB	MIN ATTN dB
1648.0	H	49.00	-49.9	1.5	2.4	-50.8	77.8	40
1648.0	V	46.70	-58.8	1.5	2.4	-59.7	86.7	40
2472.0	H	44.20	-55.0	4.2	2.4	-53.2	80.2	40
2472.0	V	42.40	-56.4	4.2	2.4	-54.6	81.6	40
3296.0	H	44.00	-47.2	4.0	3.3	-46.5	73.5	40
3296.0	V	45.96	-46.8	4.0	3.3	-46.1	73.1	40
4120.0	H	43.20	-50.2	5.9	3.6	-47.9	74.9	40
4120.0	V	40.00	-54.1	5.9	3.6	-51.8	78.8	40
4944.0	H	39.10	-48.9	7.0	4.2	-46.1	73.1	40
4944.0	V	39.50	-49.9	7.0	4.2	-47.1	74.1	40
5768.0	H	38.70	-49.2	6.3	4.5	-47.4	74.4	40
5768.0	V	38.90	-49.0	6.3	4.5	-47.2	74.2	40
6592.0	H	39.90	-46.3	6.3	5.4	-45.4	72.4	40
6592.0	V	40.80	-44.5	6.3	5.4	-43.6	70.6	40
7416.0	H	41.50	-46.4	6.9	5.4	-44.9	71.9	40
7416.0	V	40.90	-47.8	6.9	5.4	-46.3	73.3	40
8240.0	H	41.20	-43.6	7.8	6.3	-42.1	69.1	40
8240.0	V	41.40	-45.2	7.8	6.3	-43.7	70.7	40
7936	V	58.20	-29.2	6.9	6.3	-28.6	55.6	40
7936.0	H	52.50	-34.6	6.9	6.3	-34.0	61.0	40

MANUFACTURER : RES, LIMITED
MODEL : B8001900-1
SERIA NO. : 010005
SPECIFICATION : FCC-22 SPURIOUS RADIATED EMISSIONS
NOTES : Tx CW @ 836.5MHz
: TEST DISTANCE IS 3 METERS

FREQUENCY MHz	ANT POL	METER READING dBuV	MATCHED SIGNAL dBm	ANTENNA GAIN dB	CABLE FACTOR dB	ERP TOTAL dB	ATTN dB	MIN ATTN dB
1673.0	H	49.2	-48.9	1.6	2.4	-49.7	76.7	40
1673.0	V	48.6	-57.2	1.6	2.4	-58.0	85.0	40
2509.5	H	49.3	-49.7	4.3	3.3	-48.7	75.7	40
2509.5	V	42.5	-57.2	4.3	3.3	-56.2	83.2	40
3346.0	H	42.6	-45.3	4.1	3.3	-44.5	71.5	40
3346.0	V	44.4	-46.8	4.1	3.3	-46.0	73.0	40
4182.5	H	40.5	-53.3	6.0	3.6	-50.9	77.9	40
4182.5	V	39.8	-53.4	6.0	3.6	-51.0	78.0	40
5019.0	H	40.6	-44.4	7.1	4.2	-41.5	68.5	40
5019.0	V	39.9	-50.8	7.1	4.2	-47.9	74.9	40
5855.5	H	41.0	-50.6	6.5	4.5	-48.6	75.6	40
5855.5	V	40.8	-50.1	6.5	4.5	-48.1	75.1	40
6692.0	H	40.6	-41.7	6.4	5.4	-40.7	67.7	40
6692.0	V	40.9	-45.0	6.4	5.4	-44.0	71.0	40
7528.5	H	41.2	-46.5	7.1	6.3	-45.7	72.7	40
7528.5	V	41.5	-44.6	7.1	6.3	-43.8	70.8	40
8365.0	H	41.8	-42.9	8.0	6.3	-41.2	68.2	40
8365.0	V	41.5	-46.1	8.0	6.3	-44.4	71.4	40
7935	V	58.8	-28.8	7.5	6.3	-27.6	54.6	40
7935	H	52.2	-34.1	7.5	6.3	-32.9	59.9	40

MANUFACTURER : RES, LIMITED
MODEL : B8001900-1
SERIA NO. : 010005
SPECIFICATION : FCC-22 SPURIOUS RADIATED EMISSIONS
NOTES : Tx CW @ 849MHz
: TEST DISTANCE IS 3 METERS

FREQUENCY MHz	ANT POL	METER READING dBuV	MATCHED SIGNAL dBm	ANTENNA GAIN dB	CABLE FACTOR dB	ERP TOTAL dB	ATTN dB	MIN ATTN dB
1698.0	H	54.20	-44.5	1.7	2.4	-45.2	72.2	40
1698.0	V	53.00	-52.9	1.7	2.4	-53.6	80.6	40
2547.0	H	48.60	-49.9	4.4	3.3	-48.8	75.8	40
2547.0	V	45.00	-55.3	4.4	3.3	-54.2	81.2	40
3396.0	H	40.90	-47.3	4.2	3.3	-46.4	73.4	40
3396.0	V	44.20	-43.2	4.2	3.3	-42.3	69.3	40
4245.0	H	40.50	-54.0	6.2	3.6	-51.4	78.4	40
4245.0	V	40.70	-51.7	6.2	3.6	-49.1	76.1	40
5094.0	H	40.70	-46.3	7.3	4.2	-43.2	70.2	40
5094.0	V	40.10	-48.9	7.3	4.2	-45.8	72.8	40
5943.0	H	40.00	-51.0	6.6	4.5	-48.9	75.9	40
5943.0	V	40.00	-49.8	6.6	4.5	-47.7	74.7	40
6792.0	H	41.30	-43.7	6.6	5.4	-42.5	69.5	40
6792.0	V	41.10	-47.2	6.6	5.4	-46.0	73.0	40
7641.0	H	43.30	-43.3	7.2	6.3	-42.4	69.4	40
7641.0	V	42.40	-42.4	7.2	6.3	-41.5	68.5	40
8490.0	H	41.20	-45.6	7.6	6.3	-44.3	71.3	40
8490.0	V	41.30	-46.4	7.6	6.3	-45.1	72.1	40
7928	V	57.50	-29.4	7.5	6.3	-28.2	55.2	40
7928	H	47.10	-38.4	7.5	6.3	-37.2	64.2	40

MANUFACTURER : RES, LIMITED
MODEL : B8001900-1
SERIA NO. : 010005
SPECIFICATION : FCC-22 SPURIOUS RADIATED EMISSIONS
NOTES : Tx CW @ 869MHz
: TEST DISTANCE IS 3 METERS

FREQUENCY MHz	ANT POL	METER READING dBuV	MATCHED SIGNAL dBm	ANTENNA GAIN dB	CABLE FACTOR dB	ERP TOTAL dB	ATTN dB	MIN ATTN dB
1738.0	H	47.6	-53.7	1.9	2.4	-54.2	69.2	28
1738.0	V	46.8	-58.5	1.9	2.4	-59.0	74.0	28
2607.0	H	47.6	-50.6	4.6	3.3	-49.3	64.3	28
2607.0	V	48.7	-51.2	4.6	3.3	-49.9	64.9	28
3476.0	H	43.9	-48.0	7.1	3.3	-44.2	59.2	28
3476.0	V	46.4	-43.8	7.1	3.3	-40.0	55.0	28
4345.0	H	42.3	-50.7	6.4	3.6	-47.9	62.9	28
4345.0	V	42.4	-50.0	6.4	3.6	-47.2	62.2	28
5214.0	H	40.0	-50.5	7.5	4.2	-47.2	62.2	28
5214.0	V	40.4	-49.3	7.5	4.2	-46.0	61.0	28
6083.0	H	41.2	-46.8	6.8	4.5	-44.5	59.5	28
6083.0	V	41.5	-45.7	6.8	4.5	-43.4	58.4	28
6952.0	H	42.4	-47.4	6.8	5.4	-46.0	61.0	28
6952.0	V	42.2	-45.4	6.8	5.4	-44.0	59.0	28
7821.0	H	41.2	-42.6	7.4	6.3	-41.5	56.5	28
7821.0	V	41.2	-46.6	7.4	6.3	-45.5	60.5	28
8690.0	H	43.1	-42.9	7.8	6.3	-41.4	56.4	28
8690.0	V	42.6	-41.9	7.8	6.3	-40.4	55.4	28

MANUFACTURER : RES, LIMITED
MODEL : B8001900-1
SERIA NO. : 010005
SPECIFICATION : FCC-22 SPURIOUS RADIATED EMISSIONS
NOTES : Tx CW @ 881.5MHz
: TEST DISTANCE IS 3 METERS

FREQUENCY MHz	ANT POL	METER READING dBuV	MATCHED SIGNAL dBm	ANTENNA GAIN dB	CABLE FACTOR dB	ERP TOTAL dB	ATTN dB	MIN ATTN dB
1763.0	H	42.40	-60.7	2.0	2.4	-61.1	76.1	28
1763.0	V	40.00	-64.8	2.0	2.4	-65.2	80.2	28
2644.5	H	46.19	-51.5	4.8	3.3	-50.0	65.0	28
2644.5	V	45.75	-54.5	4.8	3.3	-53.0	68.0	28
3526.0	H	40.74	-52.3	4.6	3.6	-51.3	66.3	28
3526.0	V	41.24	-52.1	4.6	3.6	-51.1	66.1	28
4407.0	H	42.07	-48.2	6.5	3.6	-45.3	60.3	28
4407.0	V	41.04	-49.3	6.5	3.6	-46.4	61.4	28
5289.0	H	39.60	-52.2	7.6	4.2	-48.8	63.8	28
5289.0	V	40.34	-49.9	7.6	4.2	-46.5	61.5	28
6170.5	H	41.90	-42.3	6.9	4.5	-39.9	54.9	28
6170.5	V	42.68	-45.2	6.9	4.5	-42.8	57.8	28
7052.0	H	40.86	-46.6	6.9	5.4	-45.1	60.1	28
7052.0	V	41.08	-43.7	6.9	5.4	-42.2	57.2	28
7933.5	H	42.34	-45.5	7.5	6.3	-44.3	59.3	28
7933.5	V	42.00	-44.7	7.5	6.3	-43.5	58.5	28
8815.0	H	41.20	-42.4	7.9	6.3	-40.8	55.8	28
8815.0	V	41.90	-41.8	7.9	6.3	-40.2	55.2	28
7954.0	V	62.50	-23.9	7.5	6.3	-22.7	37.7	28
7954.0	H	45.30	-41.5	7.5	6.3	-40.3	55.3	28

MANUFACTURER : RES, LIMITED
MODEL : B8001900-1
SERIA NO. : 010005
SPECIFICATION : FCC-22 SPURIOUS RADIATED EMISSIONS
NOTES : Tx Downlink CW @ 894MHz
: TEST DISTANCE IS 3 METERS

FREQUENCY MHz	ANT POL	METER READING dBuV	MATCHED SIGNAL dBm	ANTENNA GAIN dB	CABLE FACTOR dB	ERP TOTAL dB	ATTN dB	MIN ATTN dB
1788.0	H	40.2	-62.3	2.2	2.4	-62.5	77.5	28
1788.0	V	39.3	-63.0	2.2	2.4	-63.2	78.2	28
2682.0	H	48.2	-47.2	4.9	3.3	-45.6	60.6	28
2682.0	V	46.0	-52.3	4.9	3.3	-50.7	65.7	28
3576.0	H	40.0	-52.7	4.7	3.6	-51.6	66.6	28
3576.0	V	41.4	-50.9	4.7	3.6	-49.8	64.8	28
4470.0	H	42.8	-45.0	6.6	3.6	-42.0	57.0	28
4470.0	V	42.5	-47.6	6.6	3.6	-44.6	59.6	28
5364.0	H	40.3	-49.8	7.7	4.2	-46.3	61.3	28
5364.0	V	39.5	-49.1	7.7	4.2	-45.6	60.6	28
6258.0	H	41.8	-46.1	7.0	4.5	-43.6	58.6	28
6258.0	V	41.7	-47.6	7.0	4.5	-45.1	60.1	28
7152.0	H	41.7	-43.8	7.0	5.4	-42.2	57.2	28
7152.0	V	40.7	-43.3	7.0	5.4	-41.7	56.7	28
8046.0	H	41.8	-45.6	7.6	6.3	-44.3	59.3	28
8046.0	V	41.1	-43.4	7.6	6.3	-42.1	57.1	28
8940.0	H	41.4	-40.6	8.0	6.3	-38.9	53.9	28
8940.0	V	40.6	-44.0	8.0	6.3	-42.3	57.3	28
7952.0	V	62.6	-23.1	7.5	6.3	-21.9	36.9	28
7952.0	H	46.1	-39.9	7.5	6.3	-38.7	53.7	28

MANUFACTURER : RES, LIMITED
MODEL : B8001900-1
SERIA NO. : 010005
SPECIFICATION : FCC-24 SPURIOUS RADIATED EMISSIONS
NOTES : Tx CW @ 1855MHz
: TEST DISTANCE IS 3 METERS

FREQUENCY MHz	ANT POL	METER READING dBuV	MATCHED SIGNAL dBm	ANTENNA GAIN dB	CABLE FACTOR dB	ERP TOTAL dB	ATTN dB	MIN ATTN dB
3710	H	51.8	-41.7	5.0	3.6	-40.3	67.3	40
3710	V	58.4	-34.3	5.0	3.6	-32.9	59.9	40
5565	H	47.7	-36.1	6.0	4.5	-34.6	61.6	40
5565	V	56.1	-29.8	6.0	4.5	-28.3	55.3	40
7420	H	43.0	-44.6	6.9	5.4	-43.1	70.1	40
7420	V	44.9	-42.8	6.9	5.4	-41.3	68.3	40
9275	H	48.6	-32.5	8.4	6.3	-30.4	57.4	40
9275	V	48.7	-32.5	8.4	6.3	-30.4	57.4	40
11130	H	40.1	-39.1	7.9	6.9	-38.1	65.1	40
11130	V	39.8	-40.2	7.9	6.9	-39.2	66.2	40
12985	H	42.1	-35.0	9.5	7.5	-33.0	60.0	40
12985	V	42.1	-38.9	9.5	7.5	-36.9	63.9	40
14840	H	41.8	-33.7	7.8	8.1	-34.0	61.0	40
14840	V	42.2	-34.0	7.8	8.1	-34.3	61.3	40
16695	H	44.0	-20.7	8.6	8.1	-20.2	47.2	40
16695	V	43.0	-23.3	8.6	8.1	-22.8	49.8	40
18550	H	42.9	-22.9	8.4	9	-23.5	50.5	40
18550	V	42.4	-29.9	8.4	9	-30.5	57.5	40
7933	V	58.9	-27.1	7.5	6.3	-25.9	52.9	40
7933	H	51.6	-35.1	7.5	6.3	-33.9	60.9	40

MANUFACTURER : RES, LIMITED
MODEL : B8001900-1
SERIA NO. : 010005
SPECIFICATION : FCC-24 SPURIOUS RADIATED EMISSIONS
NOTES : Tx CW @ 1875MHz
: TEST DISTANCE IS 3 METERS

FREQUENCY MHz	ANT POL	METER READING dBuV	MATCHED SIGNAL dBm	ANTENNA GAIN dB	CABLE FACTOR dB	ERP TOTAL dB	ATTN dB	MIN ATTN dB
3750	H	52.60	-40.3	7.8	3.6	-36.1	63.1	40
3750	V	61.40	-30.9	7.8	3.6	-26.7	53.7	40
5625	H	42.70	-39.6	6.1	4.5	-38.0	65.0	40
5625	V	51.10	-34.5	6.1	4.5	-32.9	59.9	40
7500	H	41.90	-45.7	7.0	6.3	-45.0	72.0	40
7500	V	43.90	-41.3	7.0	6.3	-40.6	67.6	40
9375	H	48.00	-32.1	8.5	6.3	-29.9	56.9	40
9375	V	50.80	-30.6	8.5	6.3	-28.4	55.4	40
11250	H	40.20	-38.7	8.0	6.9	-37.6	64.6	40
11250	V	40.30	-41.6	8.0	6.9	-40.5	67.5	40
13125	H	41.00	-37.7	9.6	7.5	-35.6	62.6	40
13125	V	42.90	-34.9	9.6	7.5	-32.8	59.8	40
15000	H	42.00	-31.4	7.9	8.1	-31.6	58.6	40
15000	V	42.40	-35.3	7.9	8.1	-35.5	62.5	40
16875	H	43.90	-27.4	8.7	8.1	-26.8	53.8	40
16875	V	43.00	-29.0	8.7	8.1	-28.4	55.4	40
18750	H	45.50	-24.6	8.5	9.0	-25.1	52.1	40
18750	V	45.30	-22.6	8.5	9.0	-23.1	50.1	40
7916	V	57.30	-29.5	7.5	6.3	-28.3	55.3	40
7916	H	46.30	-39.2	7.5	6.3	-38.0	65.0	40

MANUFACTURER : RES, LIMITED
MODEL : B8001900-1
SERIA NO. : 010005
SPECIFICATION : FCC-24 SPURIOUS RADIATED EMISSIONS
NOTES : Tx CW @ 1905MHz
: TEST DISTANCE IS 3 METERS

FREQUENCY MHz	ANT POL	METER READING dBuV	MATCHED SIGNAL dBm	ANTENNA GAIN dB	CABLE FACTOR dB	ERP TOTAL dB	ATTN dB	MIN ATTN dB
3810	H	44.00	-45.8	5.2	3.6	-44.2	71.2	40
3810	V	60.00	-31.1	5.2	3.6	-29.5	56.5	40
5715	H	40.40	-45.4	6.3	4.5	-43.6	70.6	40
5715	V	46.15	-39.6	6.3	4.5	-37.8	64.8	40
7620	H	45.30	-41.6	7.2	6.3	-40.7	67.7	40
7620	V	42.40	-41.5	7.2	6.3	-40.6	67.6	40
9525	H	40.10	-40.6	7.6	6.3	-39.3	66.3	40
9525	V	43.70	-37.0	7.6	6.3	-35.7	62.7	40
11430	H	40.80	-38.2	8.6	6.9	-36.5	63.5	40
11430	V	39.70	-41.3	8.6	6.9	-39.6	66.6	40
13335	H	41.80	-34.5	9.5	7.5	-32.5	59.5	40
13335	V	41.90	-36.6	9.5	7.5	-34.6	61.6	40
15240	H	43.30	-30.8	8.1	8.1	-30.8	57.8	40
15240	V	43.90	-28.0	8.1	8.1	-28.0	55.0	40
17145	H	43.50	-28.8	8.6	8.1	-28.3	55.3	40
17145	V	43.70	-29.4	8.6	8.1	-28.9	55.9	40
19050	H	44.90	-18.5	8.1	9.0	-19.4	46.4	40
19050	V	45.20	-23.9	8.1	9.0	-24.8	51.8	40
7917	V	56.20	-29.8	7.5	6.3	-28.6	55.6	40
7917	H	48.60	-37.5	7.5	6.3	-36.3	63.3	40

MANUFACTURER : RES, LIMITED
MODEL : B8001900-1
SERIA NO. : 010003
SPECIFICATION : FCC-24 SPURIOUS RADIATED EMISSIONS
NOTES : Tx CW @ 1935MHz
: TEST DISTANCE IS 3 METERS

FREQUENCY MHz	ANT POL	METER READING dBuV	MATCHED SIGNAL dBm	ANTENNA GAIN dB	CABLE FACTOR dB	ERP TOTAL dB	ATTN dB	MIN ATTN dB
3870	H	54.8	-37.5	5.4	3.6	-35.7	50.7	28
3870	V	53.1	-36.6	5.4	3.6	-34.8	49.8	28
5805	H	51.1	-36.8	6.4	4.5	-34.9	49.9	28
5805	V	49.7	-38.4	6.4	4.5	-36.5	51.5	28
7740	H	41.3	-47.5	7.3	6.3	-46.5	61.5	28
7740	V	41.8	-46.6	7.3	6.3	-45.6	60.6	28
9675	H	39.6	-44.9	7.7	6.3	-43.5	58.5	28
9675	V	40.4	-44.0	7.7	6.3	-42.6	57.6	28
11610	H	40.5	-43.0	8.7	7.2	-41.5	56.5	28
11610	V	40.2	-40.0	8.7	7.2	-38.5	53.5	28
13545	H	43.2	-35.0	9.7	7.8	-33.1	48.1	28
13545	V	42.8	-33.0	9.7	7.8	-31.1	46.1	28
15480	H	43.2	-31.8	8.0	8.1	-31.9	46.9	28
15480	V	43.4	-28.0	8.0	8.1	-28.1	43.1	28
17415	H	44.5	-22.7	8.9	8.1	-21.9	36.9	28
17415	V	43.9	-18.6	8.9	8.1	-17.8	32.8	28
19350	H	47.7	-20.5	8.3	9.0	-21.2	36.2	28
19350	V	47.8	-19.8	8.3	9.0	-20.5	35.5	28

MANUFACTURER : RES, LIMITED
MODEL : B8001900-1
SERIA NO. : 010005
SPECIFICATION : FCC-24 SPURIOUS RADIATED EMISSIONS
NOTES : Tx CW @ 1955MHz
: TEST DISTANCE IS 3 METERS

FREQUENCY MHz	ANT POL	METER READING dBuV	MATCHED SIGNAL dBm	ANTENNA GAIN dB	CABLE FACTOR dB	ERP TOTAL dB	ATTN dB	MIN ATTN dB
3910	H	61.30	-27.1	5.5	3.6	-25.2	40.2	28
3910	V	64.00	-25.7	5.5	3.6	-23.8	38.8	28
5865	H	45.70	-45.0	6.5	4.5	-43.0	58.0	28
5865	V	44.80	-45.8	6.5	4.5	-43.8	58.8	28
7820	H	42.90	-41.2	7.4	6.3	-40.1	55.1	28
7820	V	42.00	-45.2	7.4	6.3	-44.1	59.1	28
9775	H	40.40	-40.4	7.8	6.3	-38.9	53.9	28
9775	V	41.30	-39.0	7.8	6.3	-37.5	52.5	28
11730	H	43.80	-33.8	8.8	7.2	-32.2	47.2	28
11730	V	41.70	-37.3	8.8	7.2	-35.7	50.7	28
13685	H	43.10	-34.9	9.7	7.8	-33.0	48.0	28
13685	V	42.80	-32.1	9.7	7.8	-30.2	45.2	28
15640	H	43.70	-30.4	8.1	8.4	-30.7	45.7	28
15640	V	43.30	-30.6	8.1	8.4	-30.9	45.9	28
17595	H	43.30	-28.3	9.0	9.0	-28.3	43.3	28
17595	V	43.20	-23.4	9.0	9.0	-23.4	38.4	28
19550	H	45.50	-18.2	8.0	9.0	-19.2	34.2	28
19550	V	45.20	-20.5	8.0	9.0	-21.5	36.5	28

MANUFACTURER : RES, LIMITED
MODEL : B8001900-1
SERIA NO. : 010005
SPECIFICATION : FCC-24 SPURIOUS RADIATED EMISSIONS
NOTES : Tx CW @ 1985MHz
: TEST DISTANCE IS 3 METERS

FREQUENCY MHz	ANT POL	METER READING dBuV	MATCHED SIGNAL dBm	ANTENNA GAIN dB	CABLE FACTOR dB	ERP TOTAL dB	ATTN dB	MIN ATTN dB
3970	H	60.80	-27.5	5.6	3.6	-25.5	40.5	28.0
3970	V	69.60	-20.7	5.6	3.6	-18.7	33.7	28.0
5955	H	44.00	-46.2	6.6	4.5	-44.1	59.1	28.0
5955	V	42.60	-45.9	6.6	4.5	-43.8	58.8	28.0
7940	H	44.30	-43.1	7.5	6.3	-41.9	56.9	28.0
7940	V	44.90	-42.2	7.5	6.3	-41.0	56.0	28.0
9925	H	41.70	-38.1	8.0	6.3	-36.4	51.4	28.0
9925	V	41.50	-37.3	8.0	6.3	-35.6	50.6	28.0
11910	H	41.00	-36.5	9.1	7.2	-34.6	49.6	28.0
11910	V	41.30	-39.5	9.1	7.2	-37.6	52.6	28.0
13895	H	41.70	-34.2	9.1	7.8	-32.9	47.9	28.0
13895	V	41.80	-37.3	9.1	7.8	-36.0	51.0	28.0
15880	H	43.40	-31.6	8.3	8.4	-31.7	46.7	28.0
15880	V	43.40	-31.2	8.3	8.4	-31.3	46.3	28.0
17865	H	43.60	-24.4	8.5	9.0	-24.9	39.9	28.0
17865	V	43.70	-20.9	8.5	9.0	-21.4	36.4	28.0
19850	H	45.70	-16.9	7.9	9.0	-18.0	33.0	28.0
19850	V	46.20	-15.6	7.9	9.0	-16.7	31.7	28.0
7919	V	58.00	-28.3	7.5	6.3	-27.1	42.1	28.0
7919	H	49.20	-36.0	7.5	6.3	-34.8	49.8	28.0