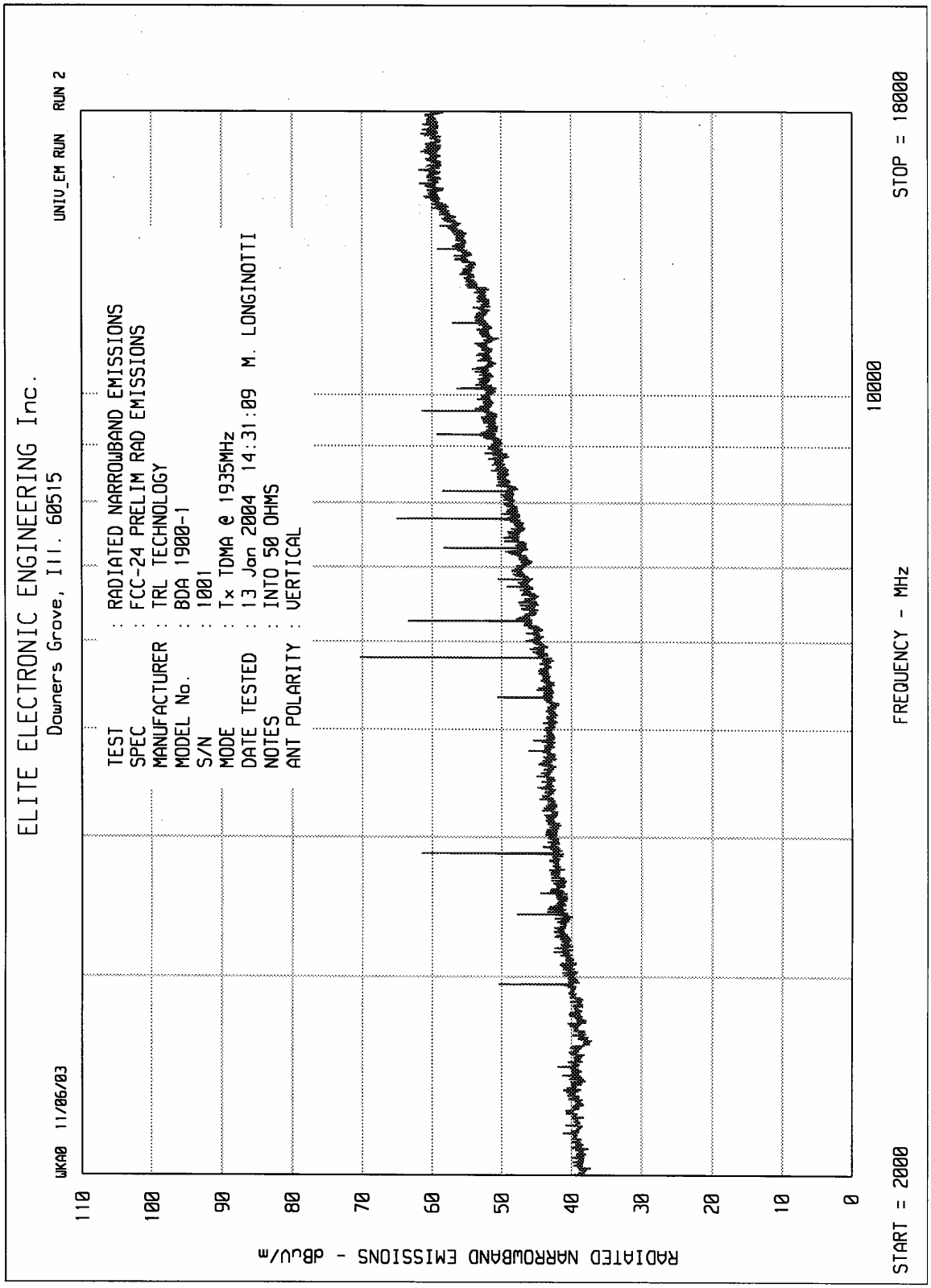
ELITE ELECTRONIC ENGINEERING Inc.
Downers Grove, Ill. 60515
WKA0 11/06/03
UNIV_EM RUN RUN 2
TEST : RADIATED NARROWBAND EMISSIONS
SPEC : FCC-24 PRELIM RAD EMISSIONS
MANUFACTURER : TRL TECHNOLOGY
MODEL No. : BDA 1900-1
S/N : 1001
MODE : Tx TDMA @ 1935MHz
DATE TESTED : 13 Jan 2004 14:31:09 M. LONGINOTTI
NOTES : INTO 50 OHMS
ANT POLARITY : VERTICAL
RADIATED NARROWBAND EMISSIONS - dBuV/m
110
100
90
80
70
60
50
40
30
20
10
0
START = 2000
10000
STOP = 18000
FREQUENCY - MHz

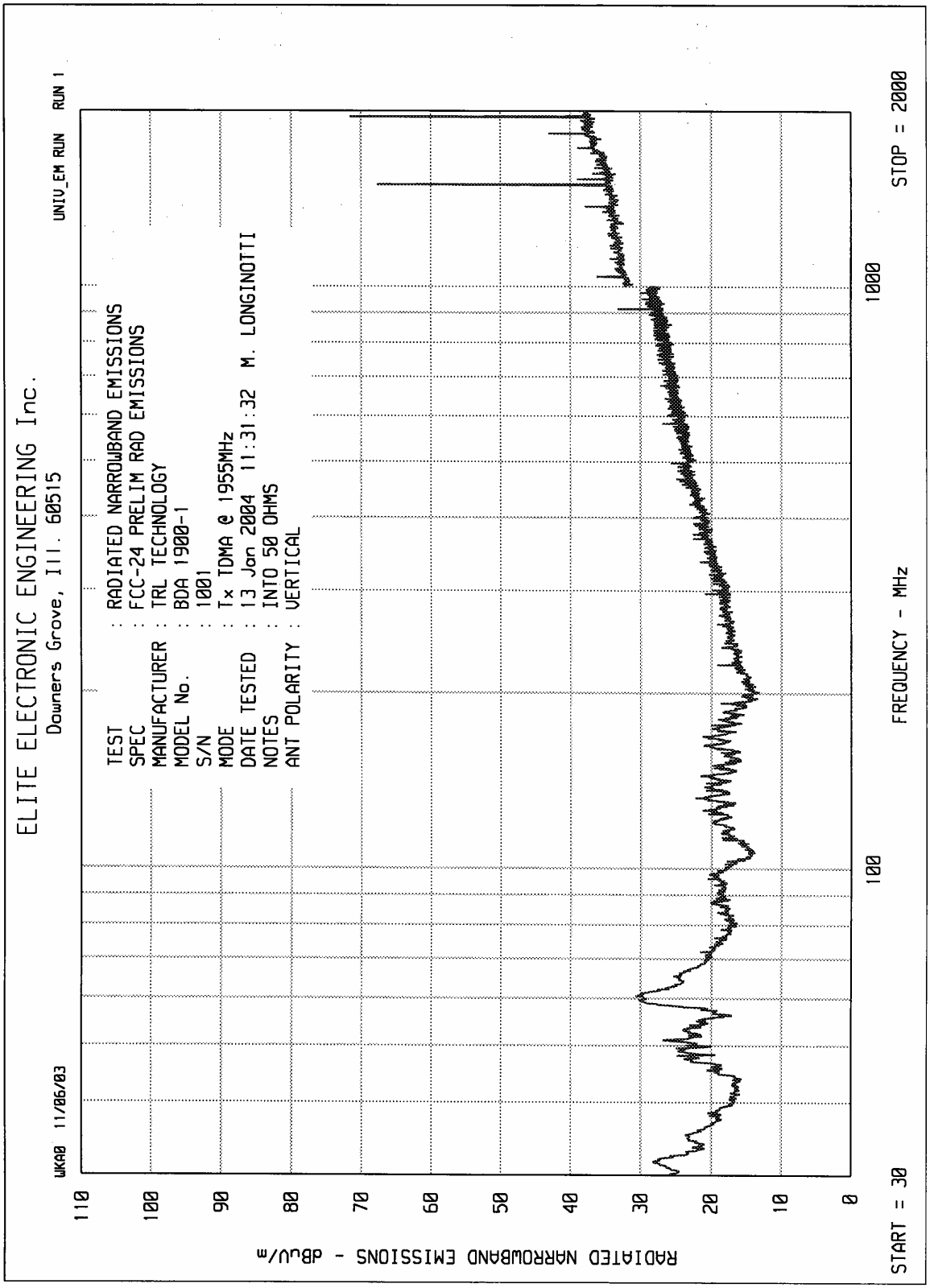
ELITE ELECTRONIC ENGINEERING Inc.
Downers Grove, Ill. 60515
UNIV_EM RUN RUN 1
WKAB 11/06/03
TEST : RADIATED NARROWBAND EMISSIONS
SPEC : FCC-24 PRELIM RAD EMISSIONS
MANUFACTURER : TRL TECHNOLOGY
MODEL No. : BDA 1900-1
S/N : 1001
MODE : Tx TDMA @ 1955MHz
DATE TESTED : 13 Jan 2004 11:31:32 M. LONGINOTTI
NOTES : INTO 50 OHMS
ANT POLARITY : VERTICAL
RADIATED NARROWBAND EMISSIONS - dBuV/m
110
100
90
80
70
60
50
40
30
20
10
0
START = 30
100
1000
STOP = 2000
FREQUENCY - MHz

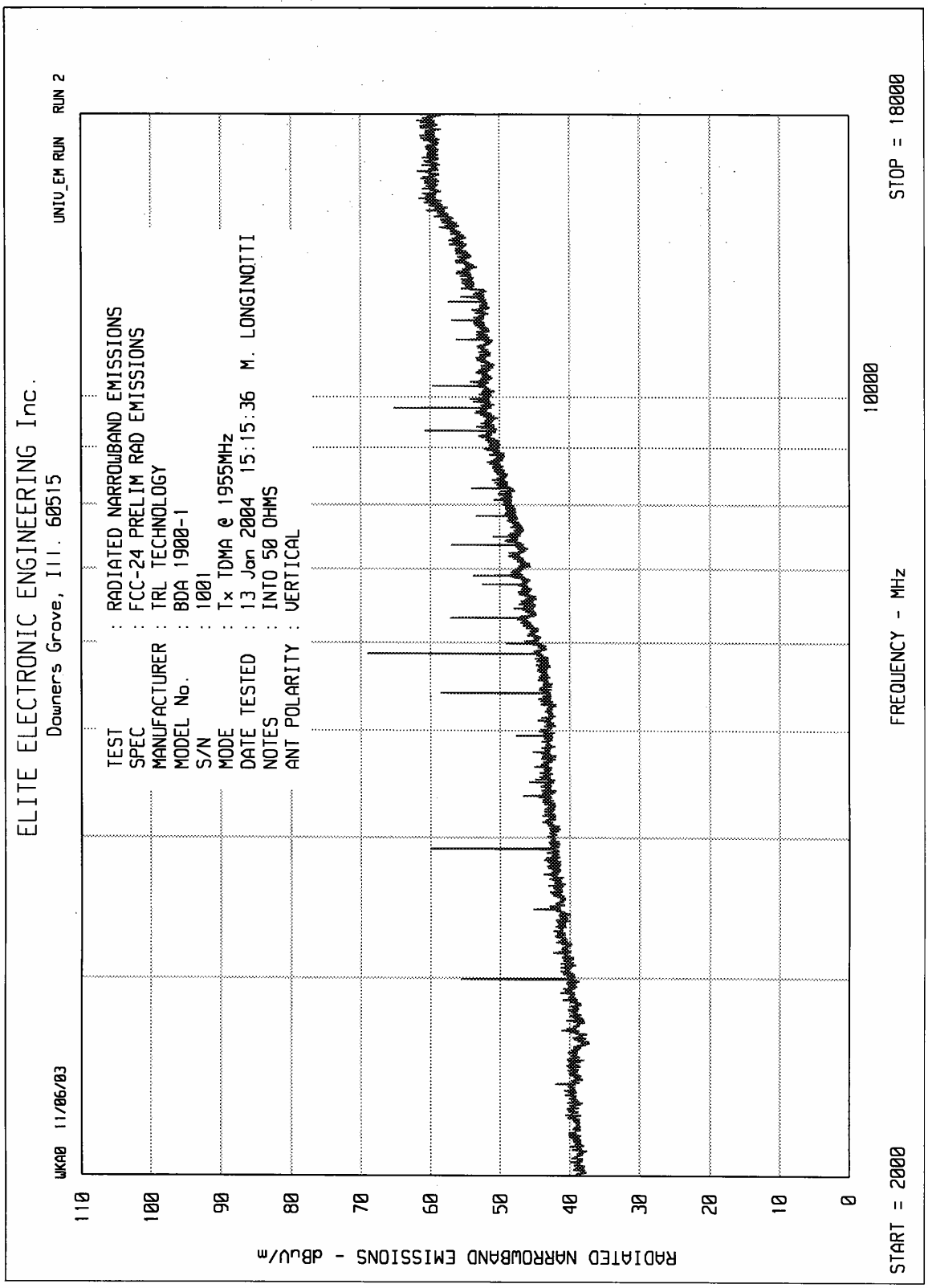
ELITE ELECTRONIC ENGINEERING Inc.
Downers Grove, Ill. 60515
WKA0 11/06/03
UNIV_EM RUN RUN 2
TEST : RADIATED NARROWBAND EMISSIONS
SPEC : FCC-24 PRELIM RAD EMISSIONS
MANUFACTURER : TRL TECHNOLOGY
MODEL No. : BDA 1900-1
S/N : 1001
MODE : Tx TDMA @ 1955MHz
DATE TESTED : 13 Jan 2004 15:15:36 M. LONGINOTTI
NOTES : INTO 50 OHMS
ANT POLARITY : VERTICAL
RADIATED NARROWBAND EMISSIONS - dBuV/m
110
100
90
80
70
60
50
40
30
20
10
0
START = 2000
10000
STOP = 18000
FREQUENCY - MHz

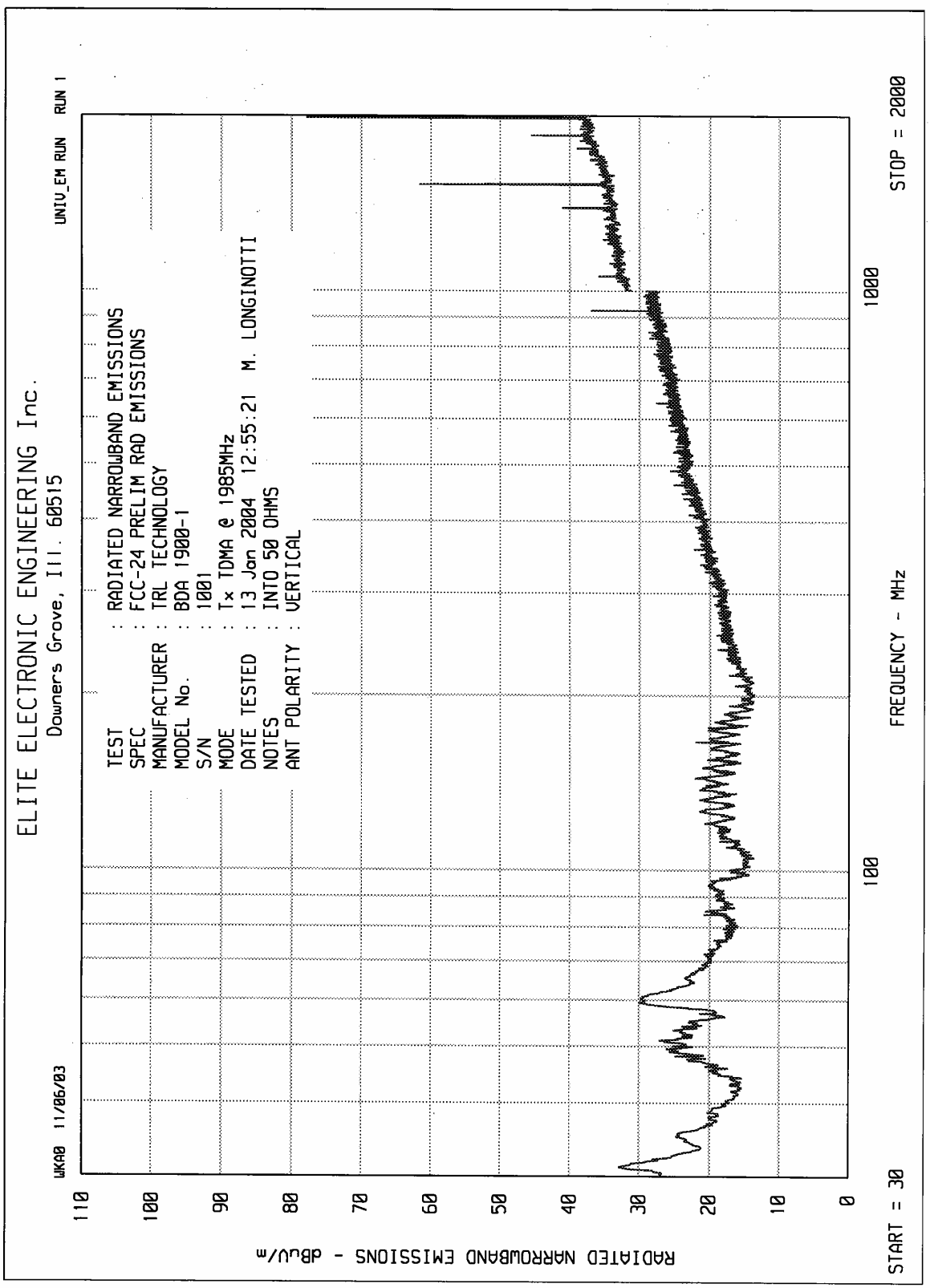
ELITE ELECTRONIC ENGINEERING Inc.
Downers Grove, Ill. 60515
WKA0 11/06/03
UNIV_EM RUN RUN 1
TEST : RADIATED NARROWBAND EMISSIONS
SPEC : FCC-24 PRELIM RAD EMISSIONS
MANUFACTURER : TRL TECHNOLOGY
MODEL No. : BDA 1900-1
S/N : 1001
MODE : Tx TDMA @ 1985MHz
DATE TESTED : 13 Jan 2004 12:55:21 M. LONGINOTTI
NOTES : INTO 50 OHMS
ANT POLARITY : VERTICAL
RADIATED NARROWBAND EMISSIONS - dBuV/m
110
100
90
80
70
60
50
40
30
20
10
0
START = 30
100
1000
STOP = 2000
FREQUENCY - MHz

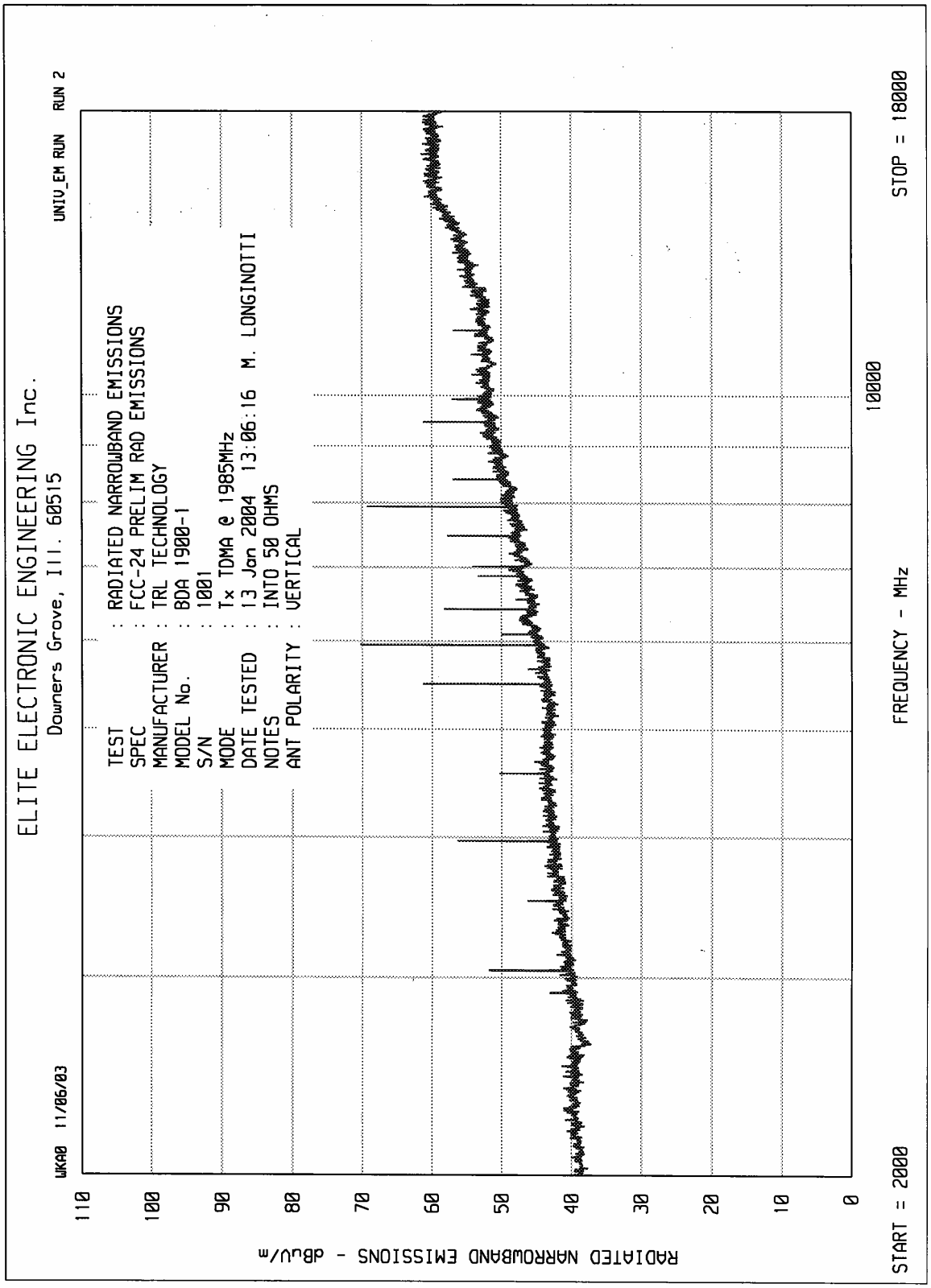
ELITE ELECTRONIC ENGINEERING Inc.
Downers Grove, Ill. 60515
WKA0 11/06/03
UNIV_EM RUN RUN 2
TEST : RADIATED NARROWBAND EMISSIONS
SPEC : FCC-24 PRELIM RAD EMISSIONS
MANUFACTURER : TRL TECHNOLOGY
MODEL No. : BDA 1900-1
S/N : 1001
MODE : Tx TDMA @ 1985MHz
DATE TESTED : 13 Jan 2004 13:06:16 M. LONGINOTTI
NOTES : INTO 50 OHMS
ANT POLARITY : VERTICAL
RADIATED NARROWBAND EMISSIONS - dBuV/m
110
100
90
80
70
60
50
40
30
20
10
0
START = 2000
10000
STOP = 18000
FREQUENCY - MHz

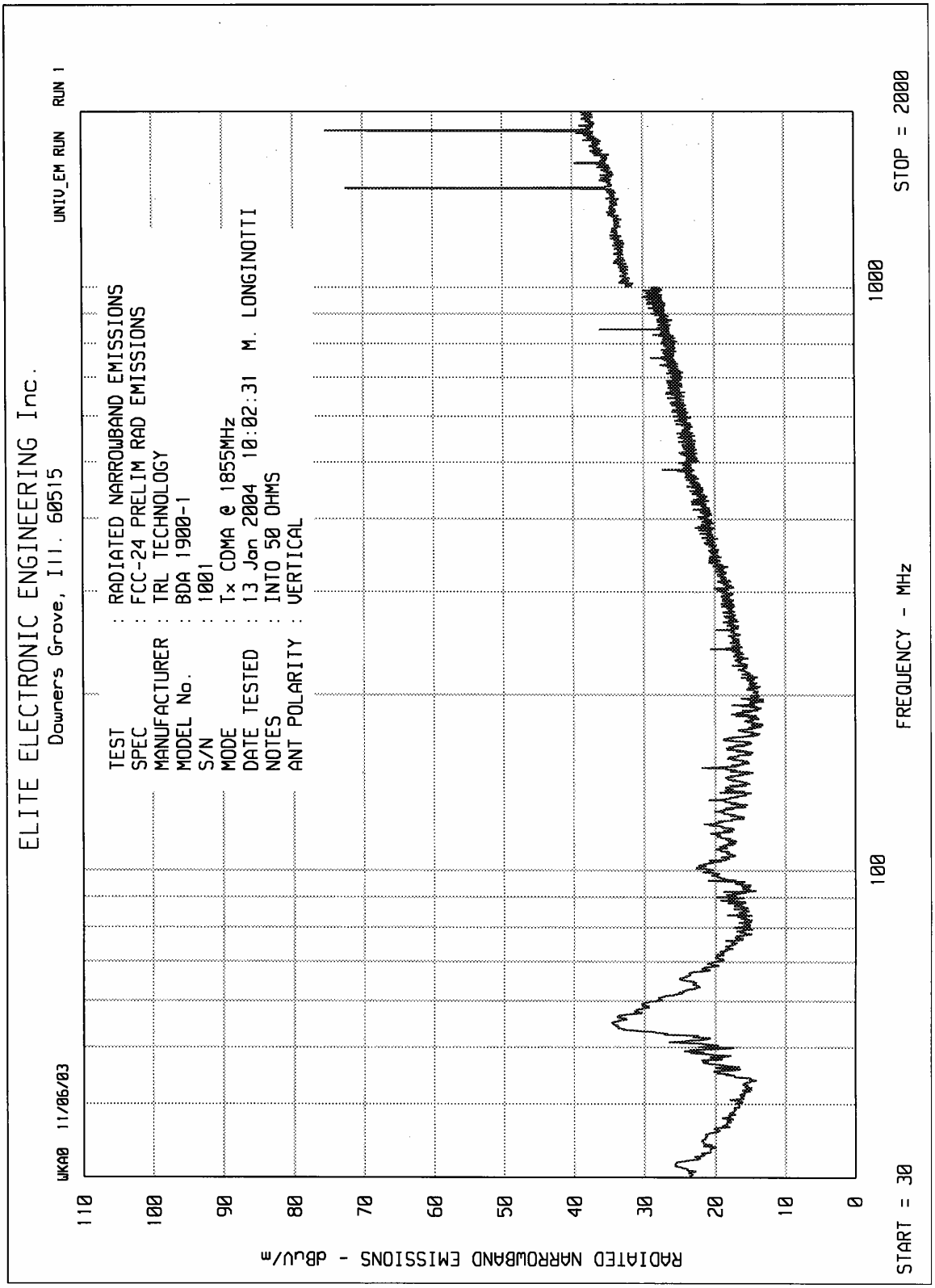
ELITE ELECTRONIC ENGINEERING Inc.
Downers Grove, Ill. 60515
WKA0 11/06/03
UNIV_EM RUN RUN 1
TEST : RADIATED NARROWBAND EMISSIONS
SPEC : FCC-24 PRELIM RAD EMISSIONS
MANUFACTURER : TRL TECHNOLOGY
MODEL No. : BDA 1900-1
S/N : 1001
MODE : Tx CDMA @ 1855MHz
DATE TESTED : 13 Jan 2004 10:02:31 M. LONGINOTTI
NOTES : INTO 50 OHMS
ANT POLARITY : VERTICAL
RADIATED NARROWBAND EMISSIONS - dBuV/m
110
100
90
80
70
60
50
40
30
20
10
0
START = 30
100
1000
STOP = 2000
FREQUENCY - MHz

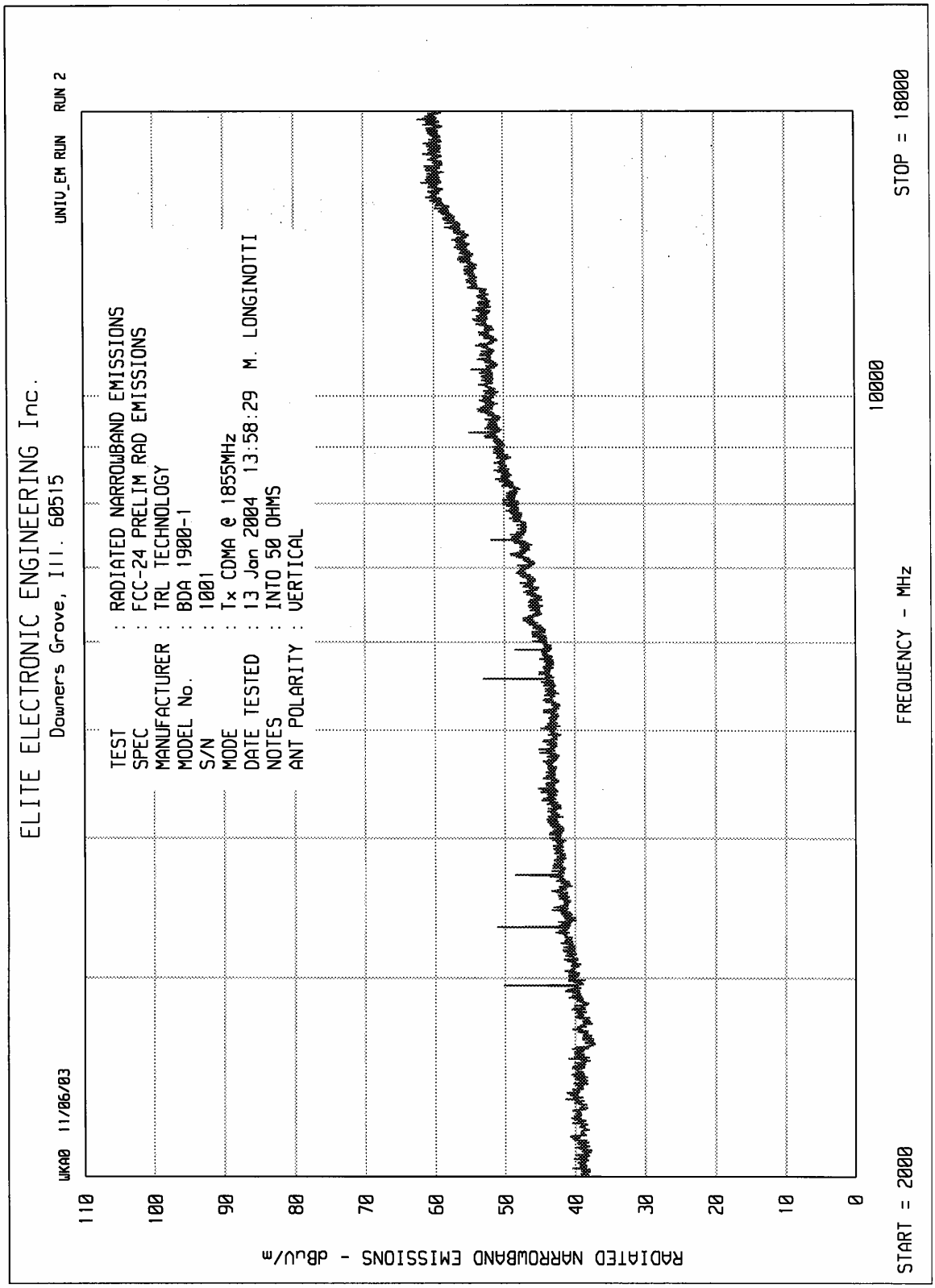
ELITE ELECTRONIC ENGINEERING Inc.
Downers Grove, Ill. 60515
WKA0 11/06/03
UNIV_EM RUN RUN 2
TEST : RADIATED NARROWBAND EMISSIONS
SPEC : FCC-24 PRELIM RAD EMISSIONS
MANUFACTURER : TRL TECHNOLOGY
MODEL No. : BDA 1900-1
S/N : 1001
MODE : Tx CDMA @ 1855MHz
DATE TESTED : 13 Jan 2004 13:58:29 M. LONGINOTTI
NOTES : INTO 50 OHMS
ANT POLARITY : VERTICAL
RADIATED NARROWBAND EMISSIONS - dBuV/m
110
100
90
80
70
60
50
40
30
20
10
0
START = 2000
10000
STOP = 18000
FREQUENCY - MHz

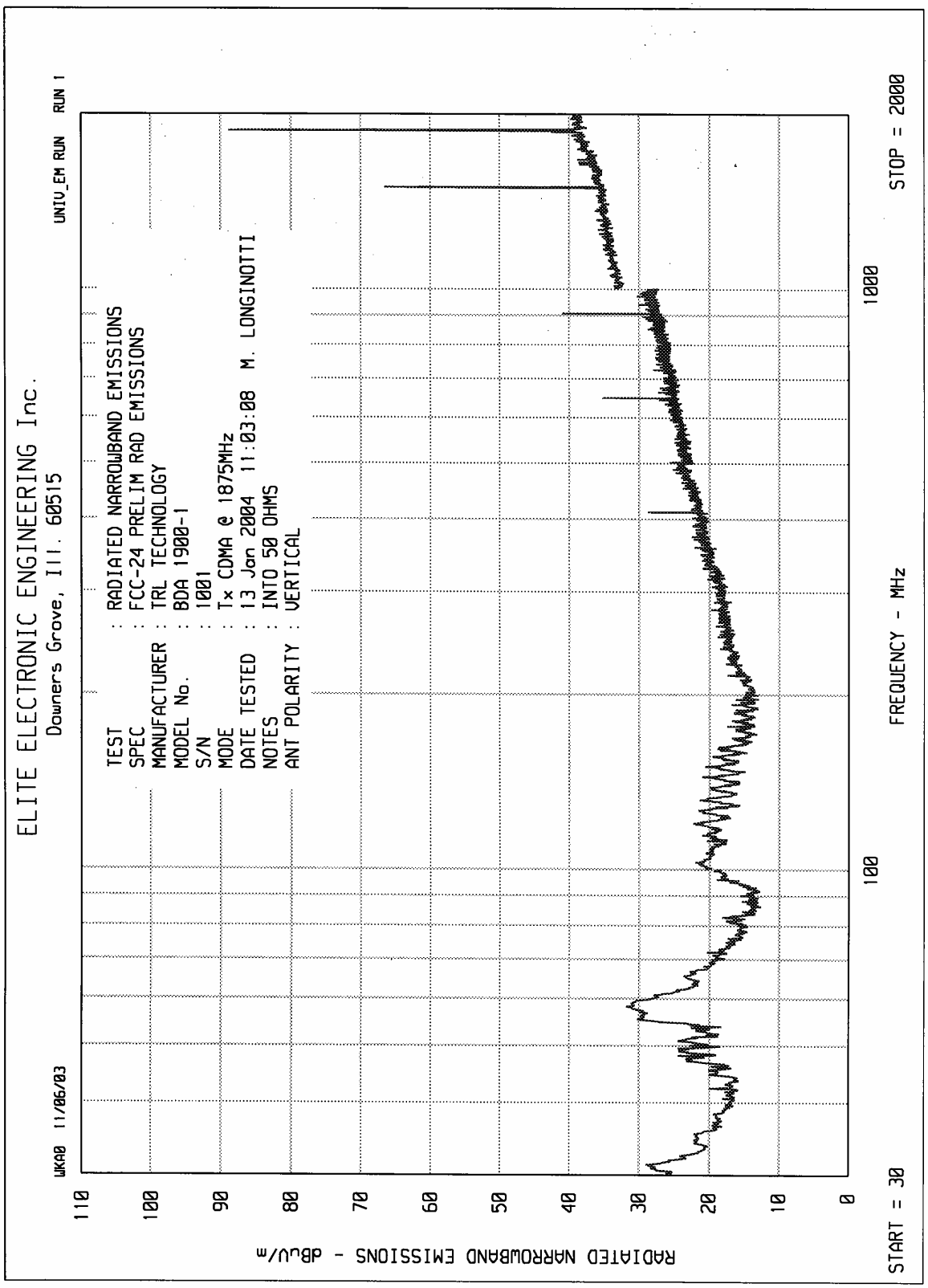
ELITE ELECTRONIC ENGINEERING Inc.
Downers Grove, Ill. 60515
WKAB 11/06/03
UNIV_EM RUN RUN 1
TEST : RADIATED NARROWBAND EMISSIONS
SPEC : FCC-24 PRELIM RAD EMISSIONS
MANUFACTURER : TRL TECHNOLOGY
MODEL No. : BDA 1900-1
S/N : 1001
MODE : Tx CDMA @ 1875MHz
DATE TESTED : 13 Jan 2004 11:03:08 M. LONGINOTTI
NOTES : INTO 50 OHMS
ANT POLARITY : VERTICAL
RADIATED NARROWBAND EMISSIONS - dBuV/m
110
100
90
80
70
60
50
40
30
20
10
0
START = 30
100
1000
STOP = 2000
FREQUENCY - MHz

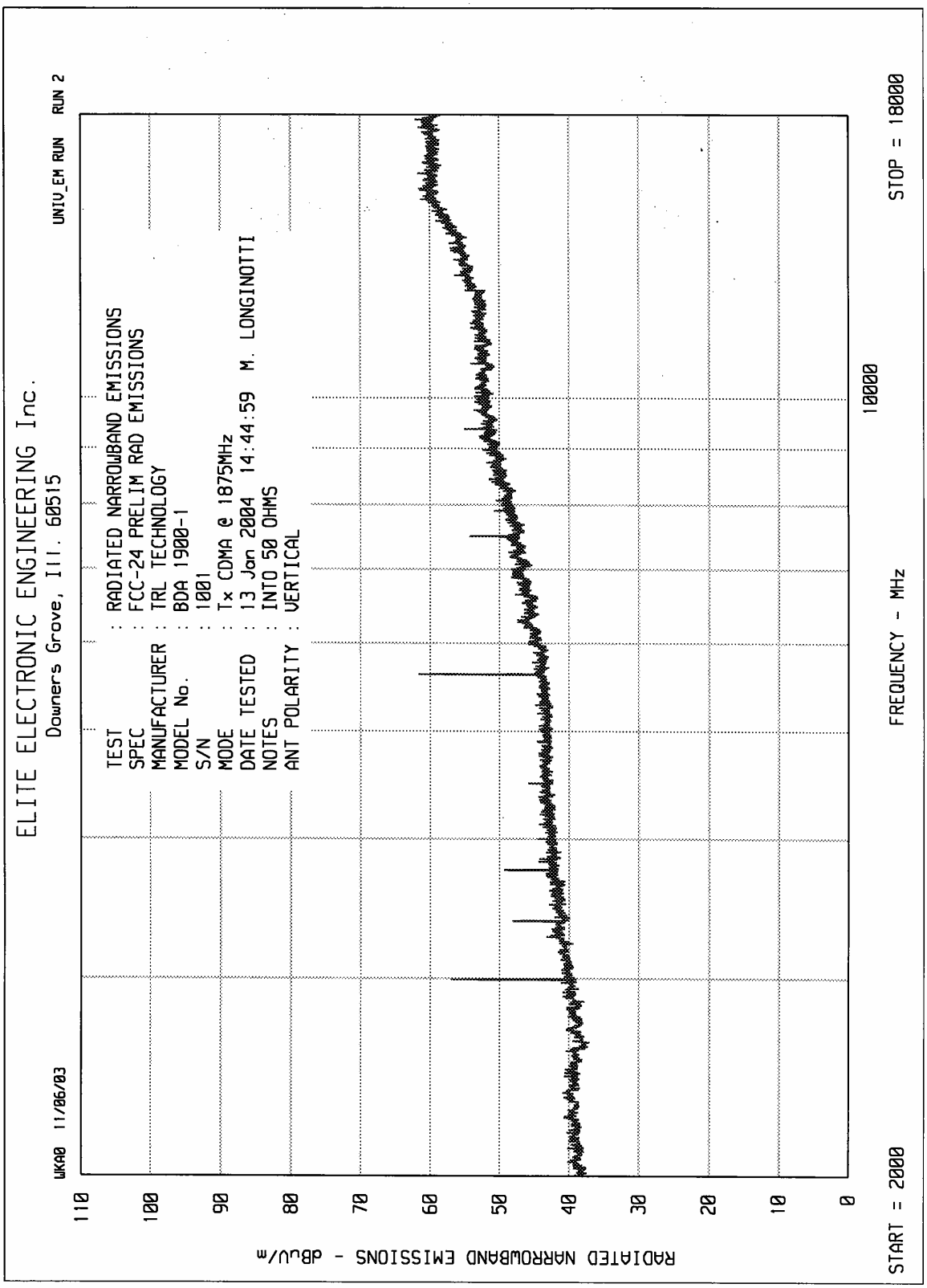
ELITE ELECTRONIC ENGINEERING Inc.
Downers Grove, Ill. 60515
WKA0 11/06/03
UNIV_EM RUN RUN 2
TEST : RADIATED NARROWBAND EMISSIONS
SPEC : FCC-24 PRELIM RAD EMISSIONS
MANUFACTURER : TRL TECHNOLOGY
MODEL No. : BDA 1900-1
S/N : 1001
MODE : Tx CDMA @ 1875MHz
DATE TESTED : 13 Jan 2004 14:44:59 M. LONGINOTTI
NOTES : INTO 50 OHMS
ANT POLARITY : VERTICAL
RADIATED NARROWBAND EMISSIONS - dBuV/m
110
100
90
80
70
60
50
40
30
20
10
0
START = 2000
10000
STOP = 18000
FREQUENCY - MHz

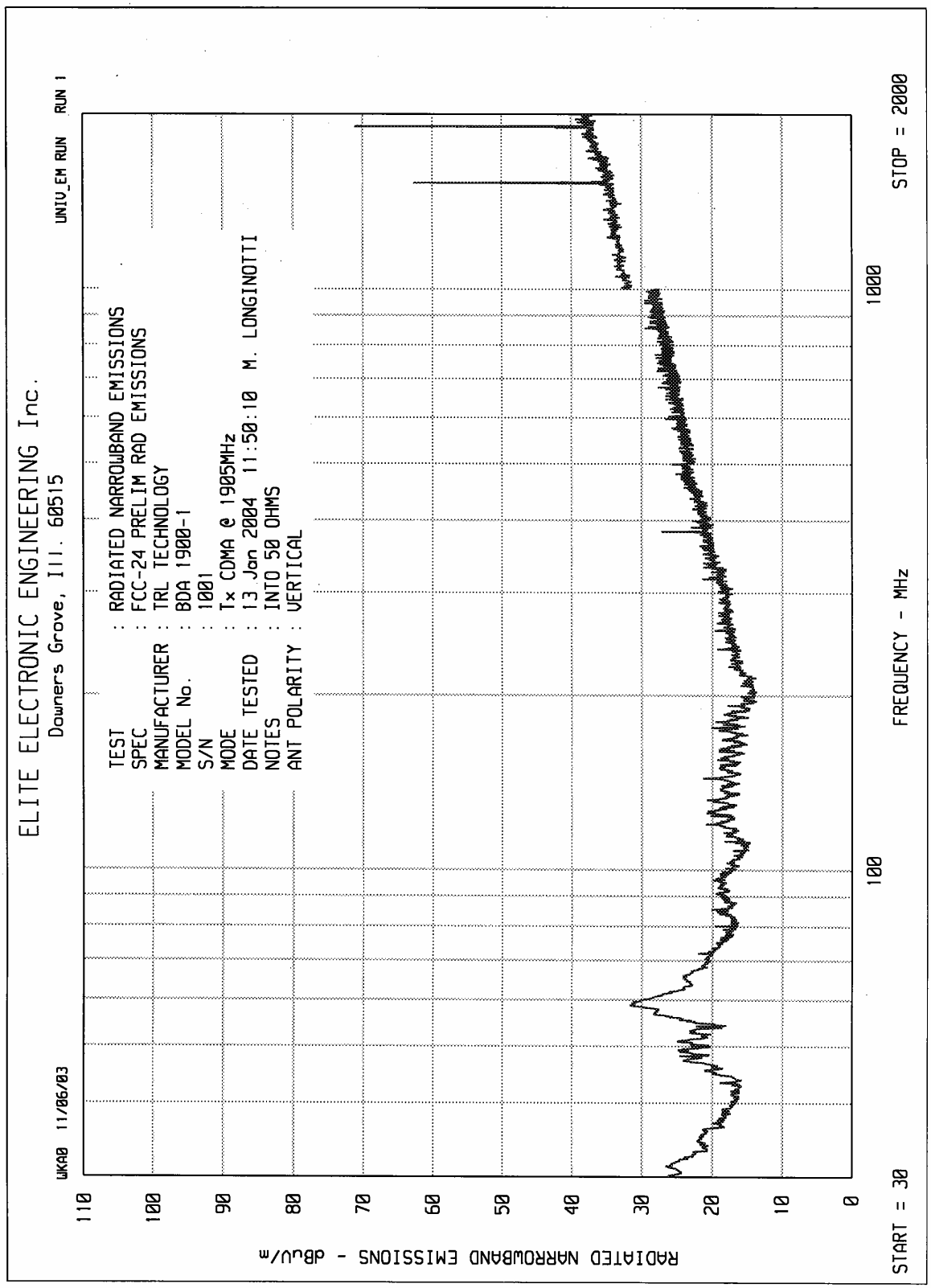
ELITE ELECTRONIC ENGINEERING Inc.
Downers Grove, Ill. 60515
WKAB 11/06/03
UNIV_EM RUN RUN 1
TEST : RADIATED NARROWBAND EMISSIONS
SPEC : FCC-24 PRELIM RAD EMISSIONS
MANUFACTURER : TRL TECHNOLOGY
MODEL No. : BDA 1900-1
S/N : 1001
MODE : Tx CDMA @ 1905MHz
DATE TESTED : 13 Jan 2004 11:50:10 M. LONGINOTTI
NOTES : INTO 50 OHMS
ANT POLARITY : VERTICAL
RADIATED NARROWBAND EMISSIONS - dBuV/m
110
100
90
80
70
60
50
40
30
20
10
0
START = 30
100
1000
STOP = 2000
FREQUENCY - MHz

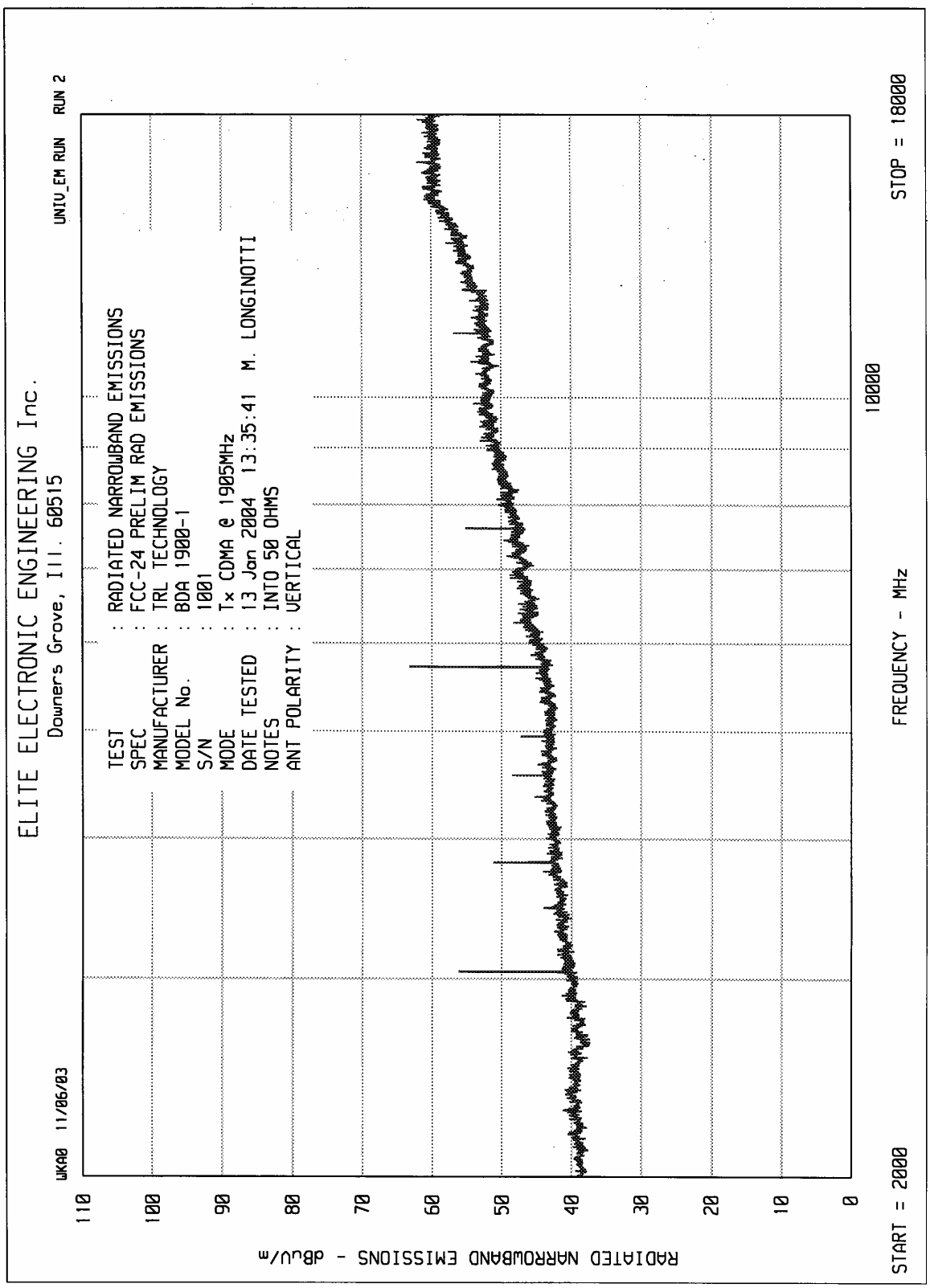
ELITE ELECTRONIC ENGINEERING Inc.
Downers Grove, Ill. 60515
WKAB 11/06/03
UNIV_EM RUN RUN 2
TEST : RADIATED NARROWBAND EMISSIONS
SPEC : FCC-24 PRELIM RAD EMISSIONS
MANUFACTURER : TRL TECHNOLOGY
MODEL No. : BDA 1900-1
S/N : 1001
MODE : Tx CDMA @ 1905MHz
DATE TESTED : 13 Jan 2004 13:35:41 M. LONGINOTTI
NOTES : INTO 50 OHMS
ANT POLARITY : VERTICAL
RADIATED NARROWBAND EMISSIONS - dBuV/m
110
100
90
80
70
60
50
40
30
20
10
0
START = 2000
10000
STOP = 18000
FREQUENCY - MHz

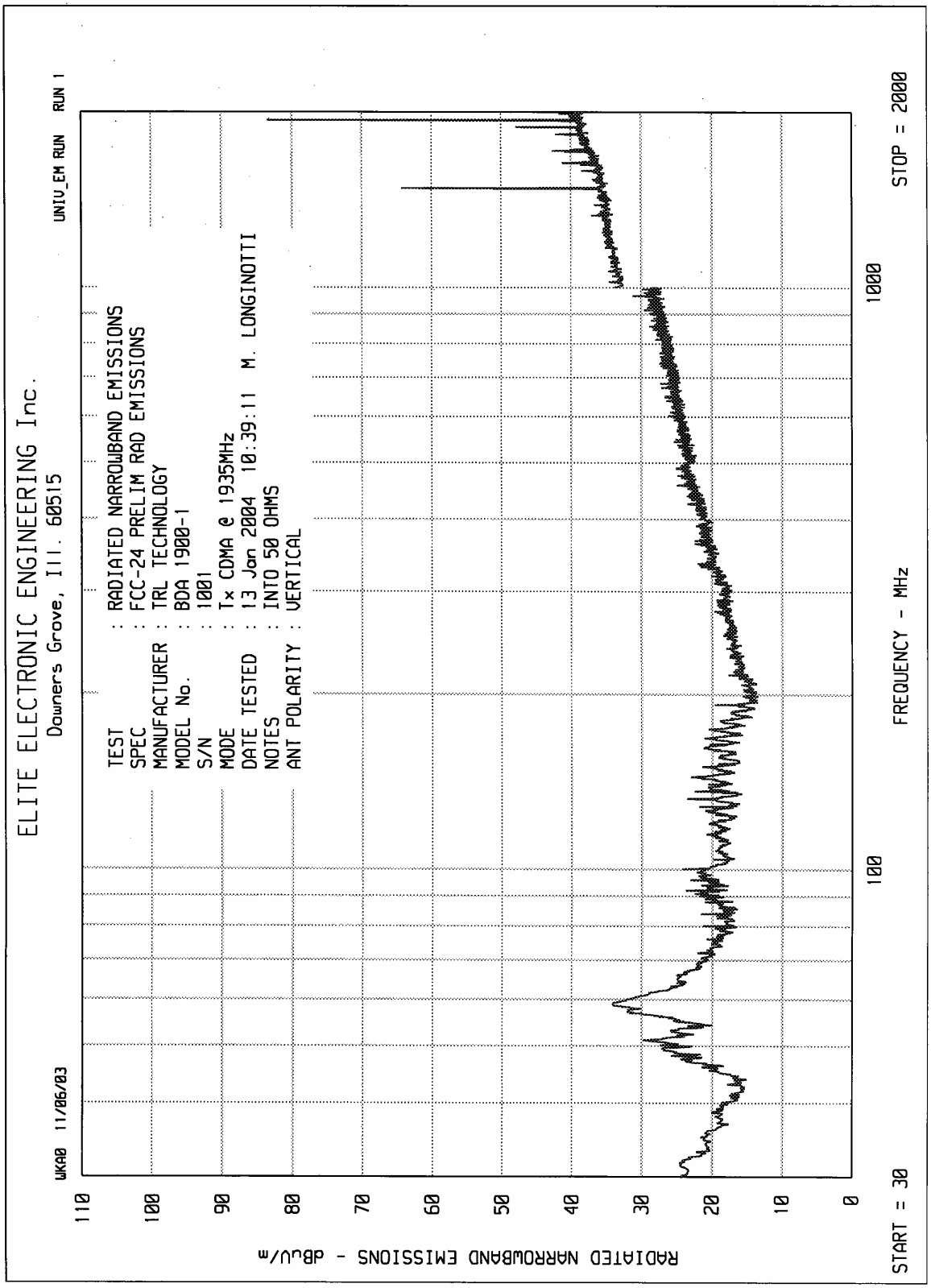
ELITE ELECTRONIC ENGINEERING Inc.
Downers Grove, Ill. 60515
WKA0 11/06/03
UNIV_EM RUN RUN 1
TEST : RADIATED NARROWBAND EMISSIONS
SPEC : FCC-24 PRELIM RAD EMISSIONS
MANUFACTURER : TRL TECHNOLOGY
MODEL No. : BDA 1900-1
S/N : 1001
MODE : Tx CDMA @ 1935MHz
DATE TESTED : 13 Jan 2004 10:39:11 M. LONGINOTTI
NOTES : INTO 50 OHMS
ANT POLARITY : VERTICAL
RADIATED NARROWBAND EMISSIONS - dBuV/m
110
100
90
80
70
60
50
40
30
20
10
0
START = 30
100
1000
STOP = 2000
FREQUENCY - MHz

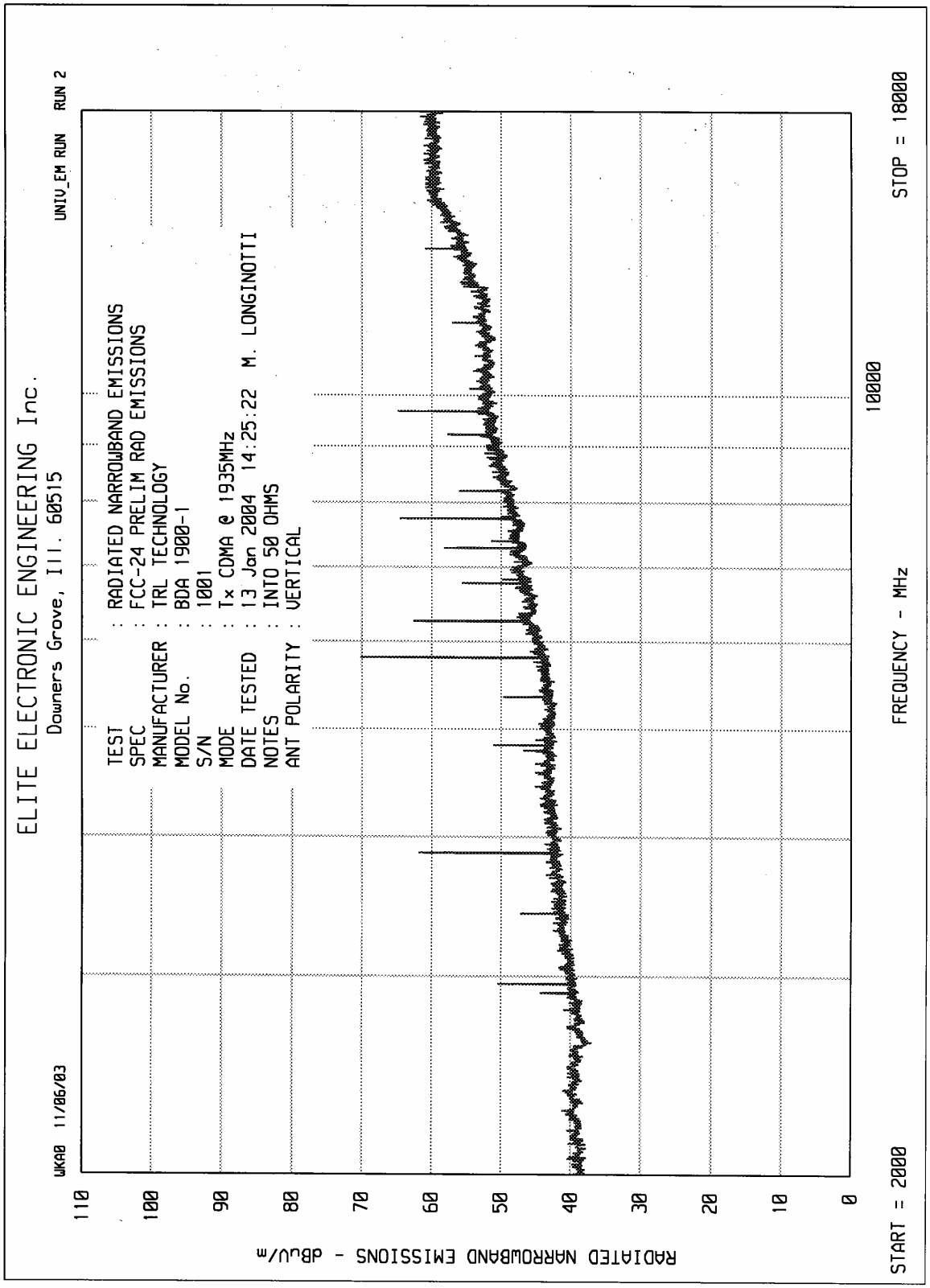
ELITE ELECTRONIC ENGINEERING Inc.
Downers Grove, Ill. 60515
UNIV_EM RUN RUN 2
WKAB 11/06/03
TEST : RADIATED NARROWBAND EMISSIONS
SPEC : FCC-24 PRELIM RAD EMISSIONS
MANUFACTURER : TRL TECHNOLOGY
MODEL No. : BDA 1900-1
S/N : 1001
MODE : Tx CDMA @ 1935MHz
DATE TESTED : 13 Jan 2004 14:25:22 M. LONGINOTTI
NOTES : INTO 50 OHMS
ANT POLARITY : VERTICAL
RADIATED NARROWBAND EMISSIONS - dBuV/m
110
100
90
80
70
60
50
40
30
20
10
0
START = 2000
10000
STOP = 18000
FREQUENCY - MHz

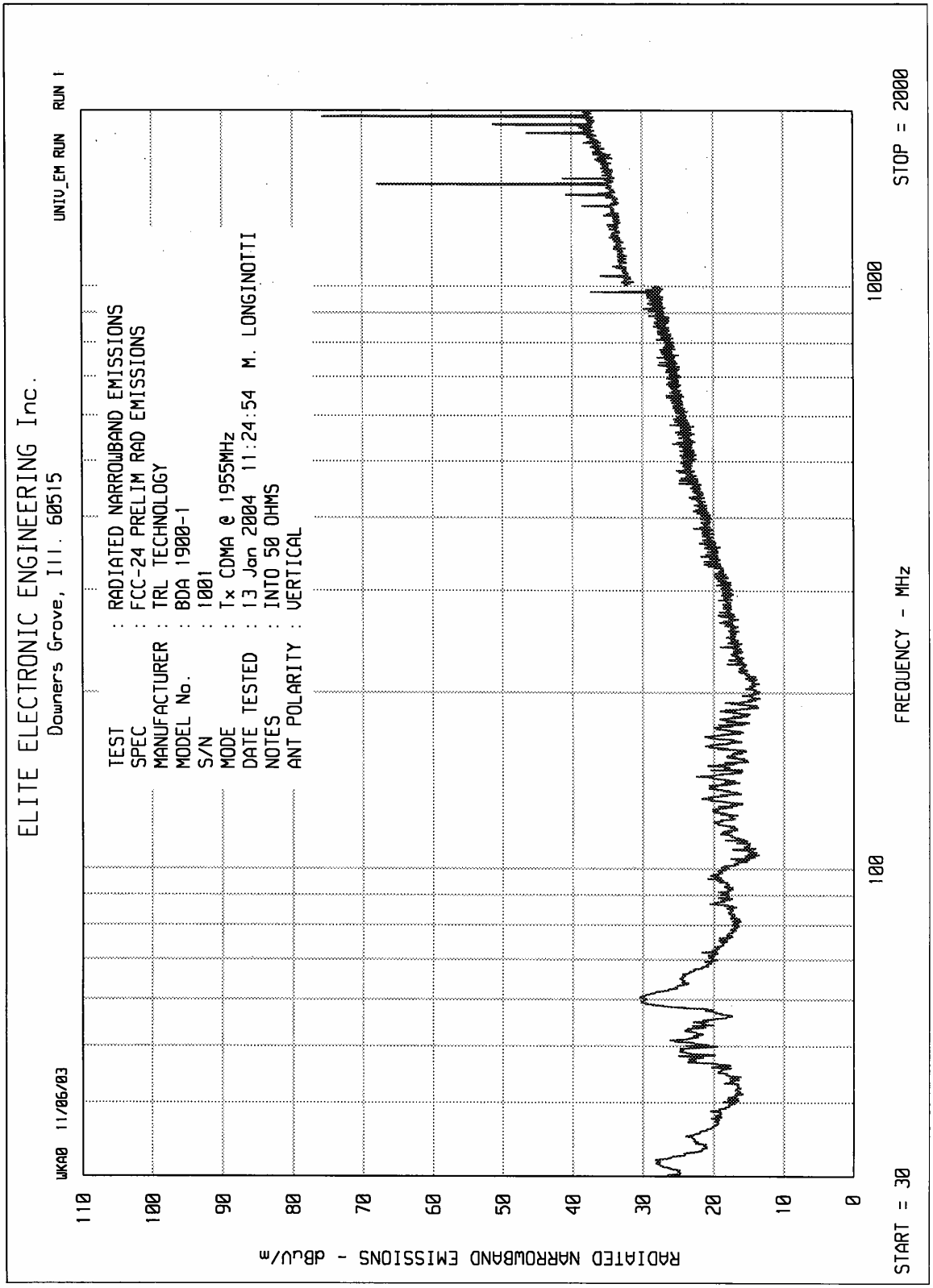
ELITE ELECTRONIC ENGINEERING Inc.
Downers Grove, Ill. 60515
WKAB 11/06/03
UNIV_EM RUN RUN 1
TEST : RADIATED NARROWBAND EMISSIONS
SPEC : FCC-24 PRELIM RAD EMISSIONS
MANUFACTURER : TRL TECHNOLOGY
MODEL No. : BDA 1900-1
S/N : 1001
MODE : Tx CDMA @ 1955MHz
DATE TESTED : 13 Jan 2004 11:24:54 M. LONGINOTTI
NOTES : INTO 50 OHMS
ANT POLARITY : VERTICAL
RADIATED NARROWBAND EMISSIONS - dBuV/m
110
100
90
80
70
60
50
40
30
20
10
0
START = 30
100
1000
STOP = 2000
FREQUENCY - MHz

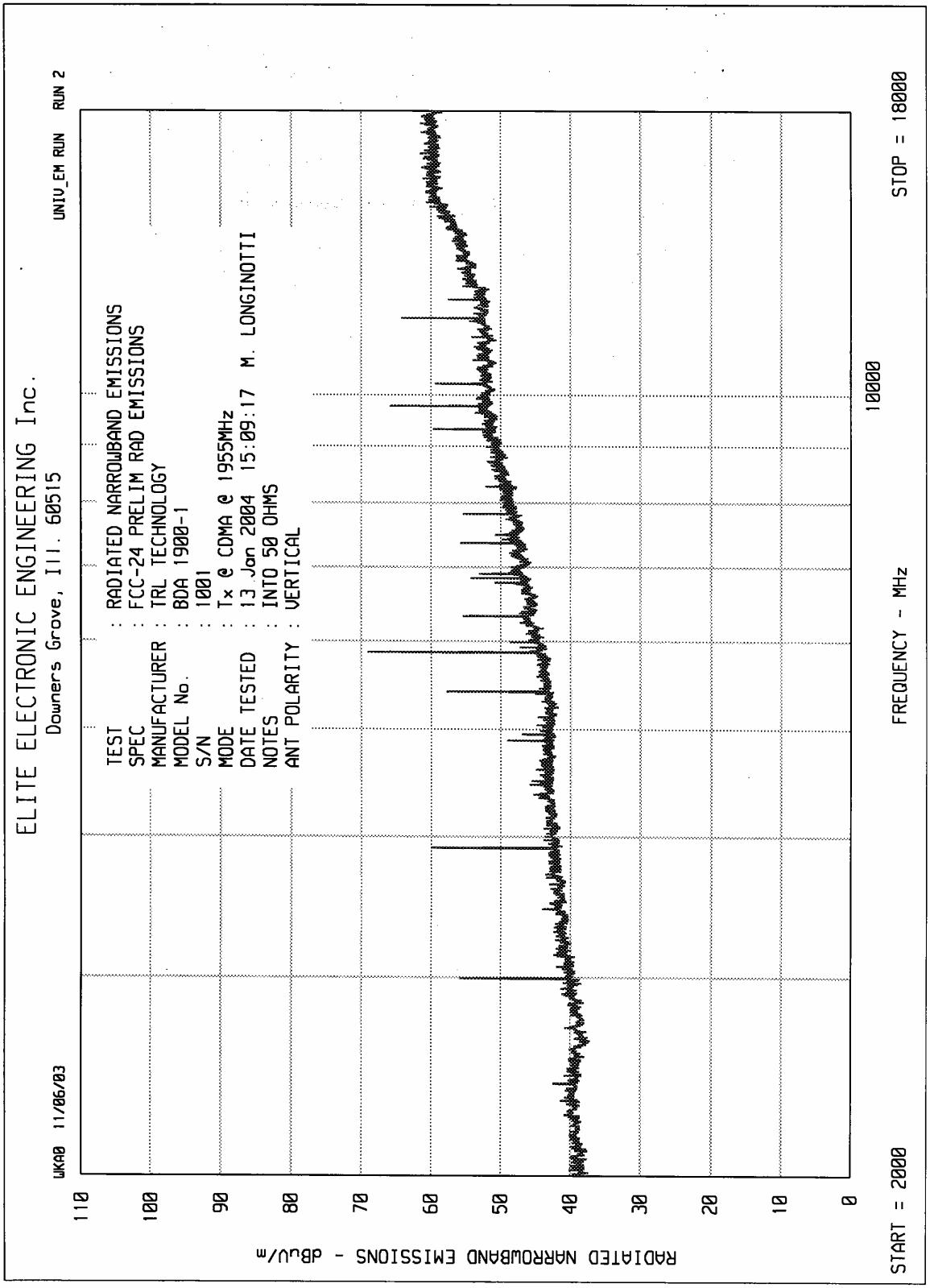
ELITE ELECTRONIC ENGINEERING Inc.
Downers Grove, Ill. 60515
WKA0 11/06/03
UNIV_EM RUN RUN 2
TEST : RADIATED NARROWBAND EMISSIONS
SPEC : FCC-24 PRELIM RAD EMISSIONS
MANUFACTURER : TRL TECHNOLOGY
MODEL No. : BDA 1900-1
S/N : 1001
MODE : Tx @ CDMA @ 1955MHz
DATE TESTED : 13 Jan 2004 15:09:17 M. LONGINOTTI
NOTES : INTO 50 OHMS
ANT POLARITY : VERTICAL
RADIATED NARROWBAND EMISSIONS - dBuV/m
110
100
90
80
70
60
50
40
30
20
10
0
START = 2000
10000
STOP = 18000
FREQUENCY - MHz

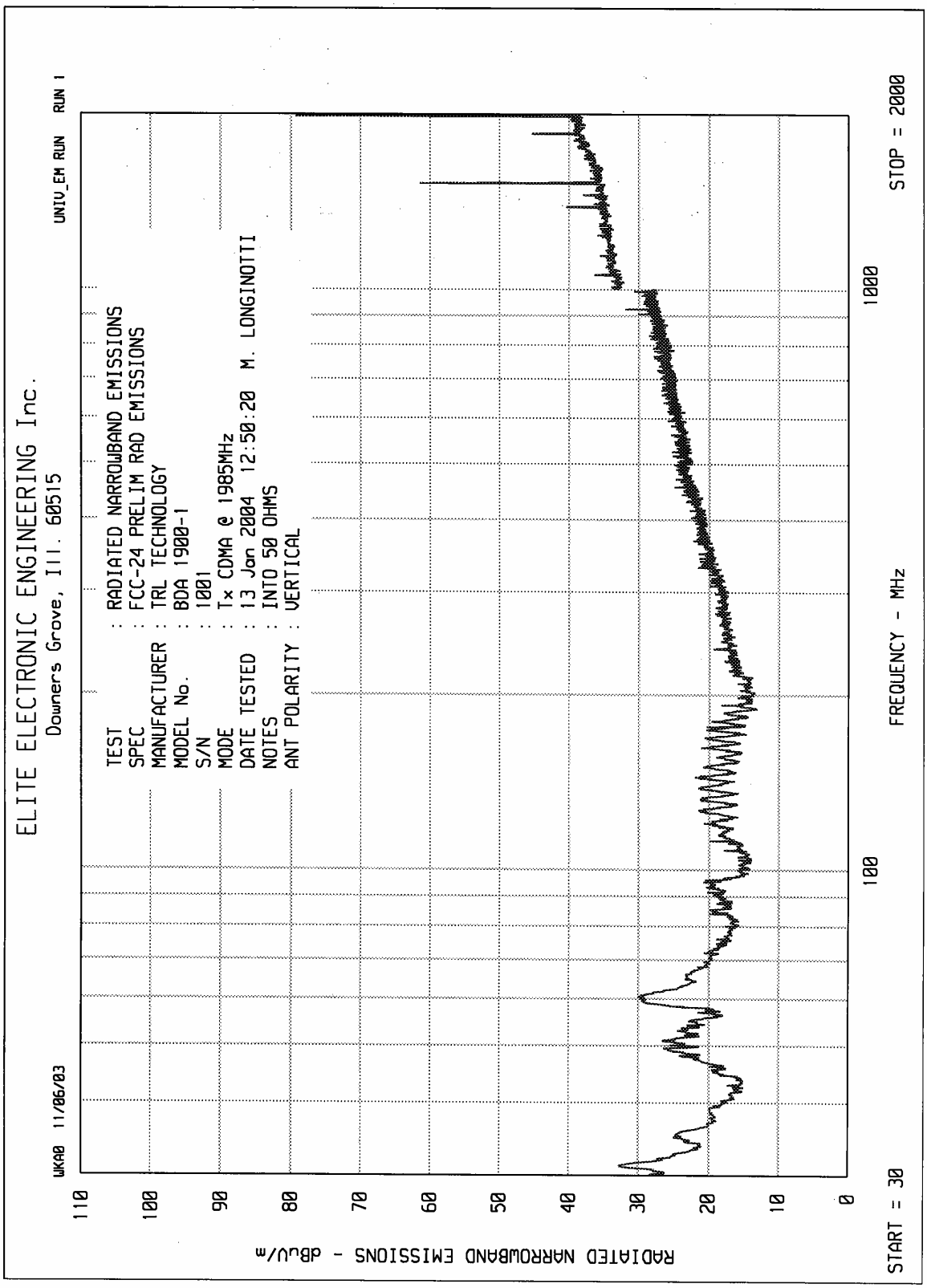
ELITE ELECTRONIC ENGINEERING Inc.
Downers Grove, Ill. 60515
WKA0 11/06/03
UNIV_EM RUN RUN 1
TEST : RADIATED NARROWBAND EMISSIONS
SPEC : FCC-24 PRELIM RAD EMISSIONS
MANUFACTURER : TRL TECHNOLOGY
MODEL No. : BDA 1900-1
S/N : 1001
MODE : Tx CDMA @ 1985MHz
DATE TESTED : 13 Jan 2004 12:50:20 M. LONGINOTTI
NOTES : INTO 50 OHMS
ANT POLARITY : VERTICAL
RADIATED NARROWBAND EMISSIONS - dBuV/m
110
100
90
80
70
60
50
40
30
20
10
0
START = 30
100
1000
STOP = 2000
FREQUENCY - MHz

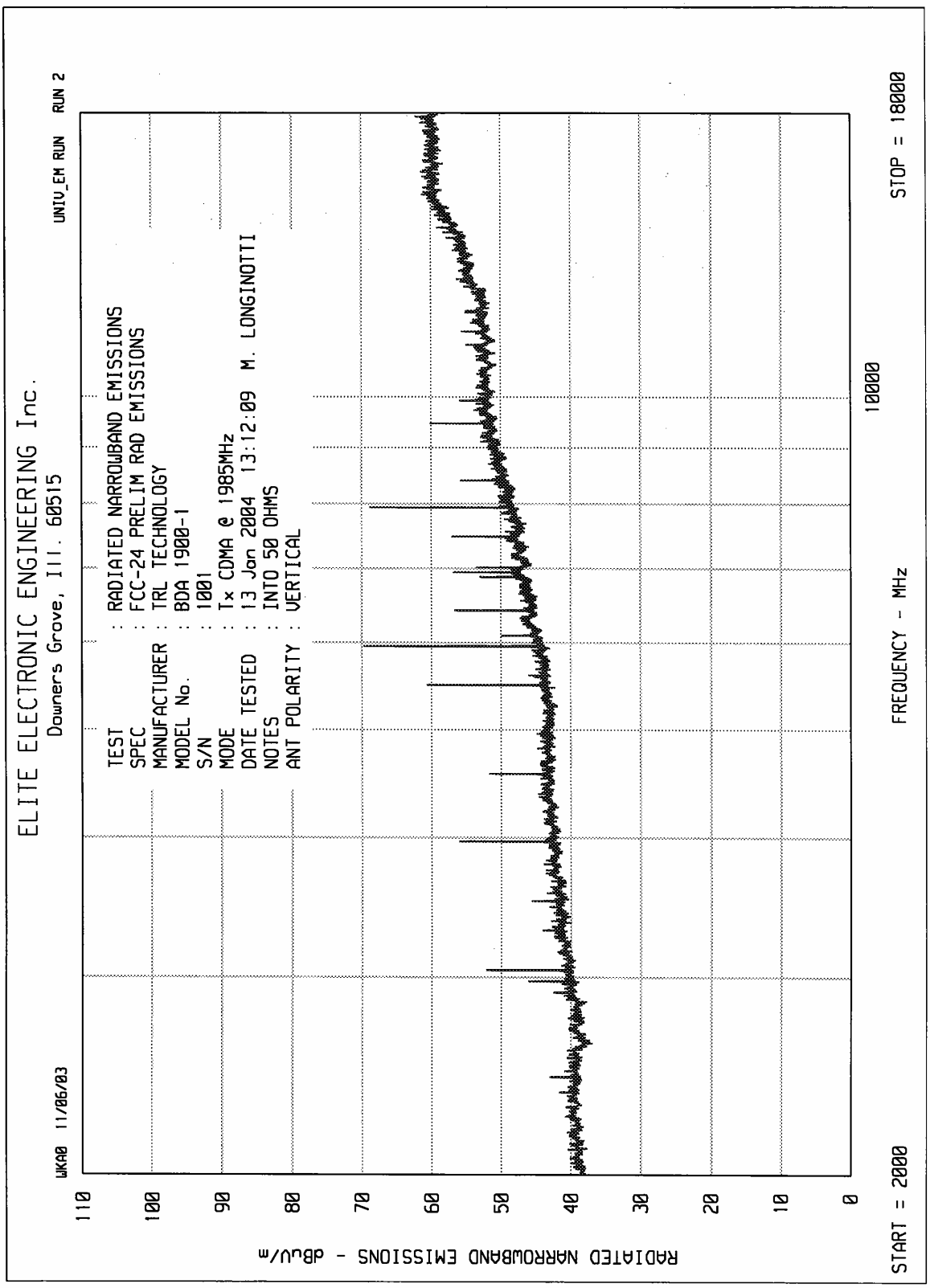
ELITE ELECTRONIC ENGINEERING Inc.
Downers Grove, Ill. 60515
WKA0 11/06/03
UNIV_EM RUN RUN 2
TEST : RADIATED NARROWBAND EMISSIONS
SPEC : FCC-24 PRELIM RAD EMISSIONS
MANUFACTURER : TRL TECHNOLOGY
MODEL No. : BDA 1900-1
S/N : 1001
MODE : Tx CDMA @ 1985MHz
DATE TESTED : 13 Jan 2004 13:12:09 M. LONGINOTTI
NOTES : INTO 50 OHMS
ANT POLARITY : VERTICAL
RADIATED NARROWBAND EMISSIONS - dBuV/m
110
100
90
80
70
60
50
40
30
20
10
0
START = 2000
10000
STOP = 18000
FREQUENCY - MHz

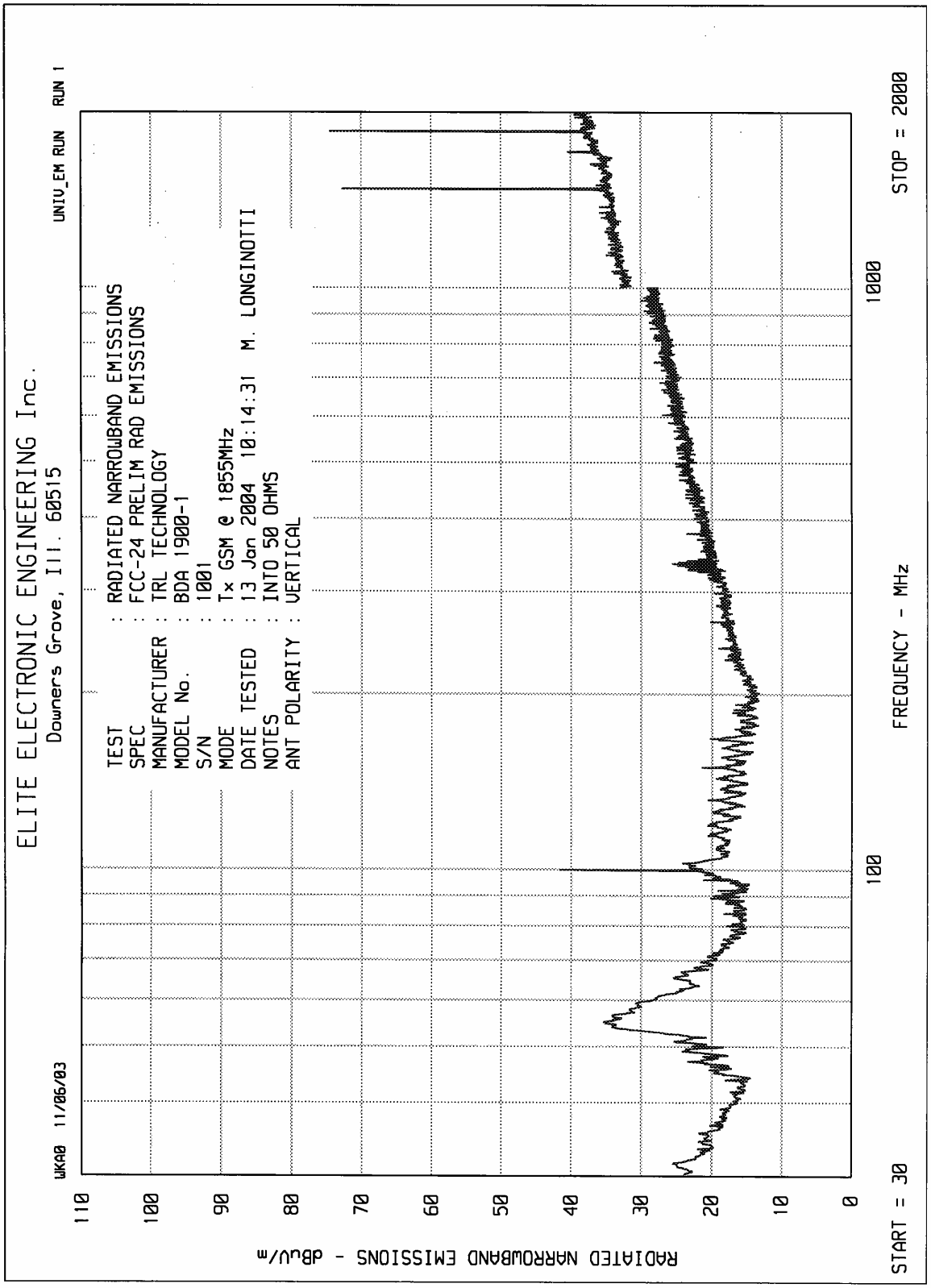
ELITE ELECTRONIC ENGINEERING Inc.
Downers Grove, Ill. 60515
UNIV_EM RUN RUN 1
WKAB 11/06/03
TEST : RADIATED NARROWBAND EMISSIONS
SPEC : FCC-24 PRELIM RAD EMISSIONS
MANUFACTURER : TRL TECHNOLOGY
MODEL No. : BDA 1900-1
S/N : 1001
MODE : Tx GSM @ 1855MHz
DATE TESTED : 13 Jan 2004 10:14:31 M. LONGINOTTI
NOTES : INTO 50 OHMS
ANT POLARITY : VERTICAL
RADIATED NARROWBAND EMISSIONS - dBuV/m
110
100
90
80
70
60
50
40
30
20
10
0
START = 30
100
1000
STOP = 2000
FREQUENCY - MHz

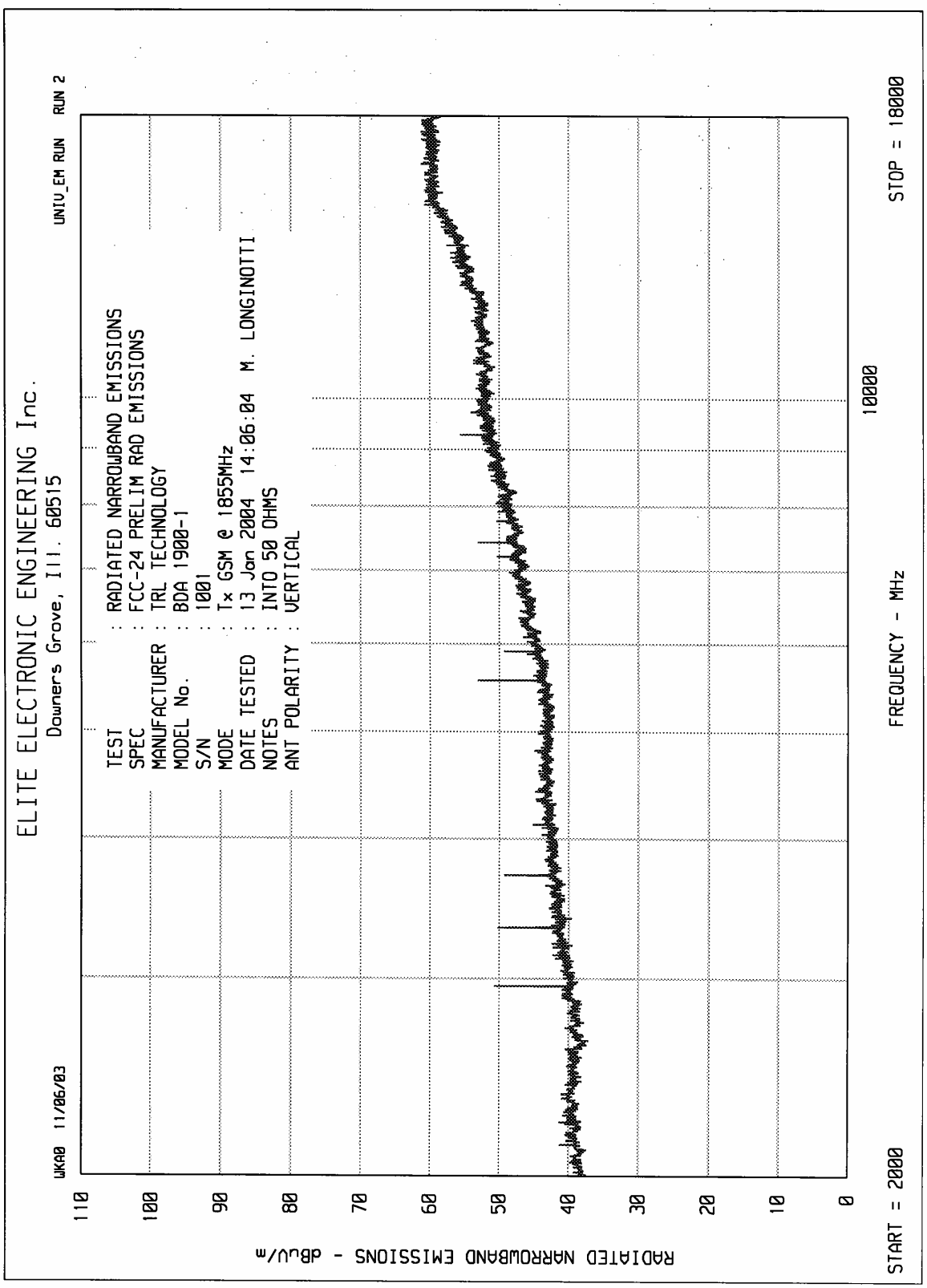
ELITE ELECTRONIC ENGINEERING Inc.
Downers Grove, Ill. 60515
UNIV_EM RUN RUN 2
WKA0 11/06/03
TEST : RADIATED NARROWBAND EMISSIONS
SPEC : FCC-24 PRELIM RAD EMISSIONS
MANUFACTURER : TRL TECHNOLOGY
MODEL No. : BDA 1900-1
S/N : 1001
MODE : Tx GSM @ 1855MHz
DATE TESTED : 13 Jan 2004 14:06:04 M. LONGINOTTI
NOTES : INTO 50 OHMS
ANT POLARITY : VERTICAL
RADIATED NARROWBAND EMISSIONS - dBuV/m
110
100
90
80
70
60
50
40
30
20
10
0
START = 2000
10000
STOP = 18000
FREQUENCY - MHz

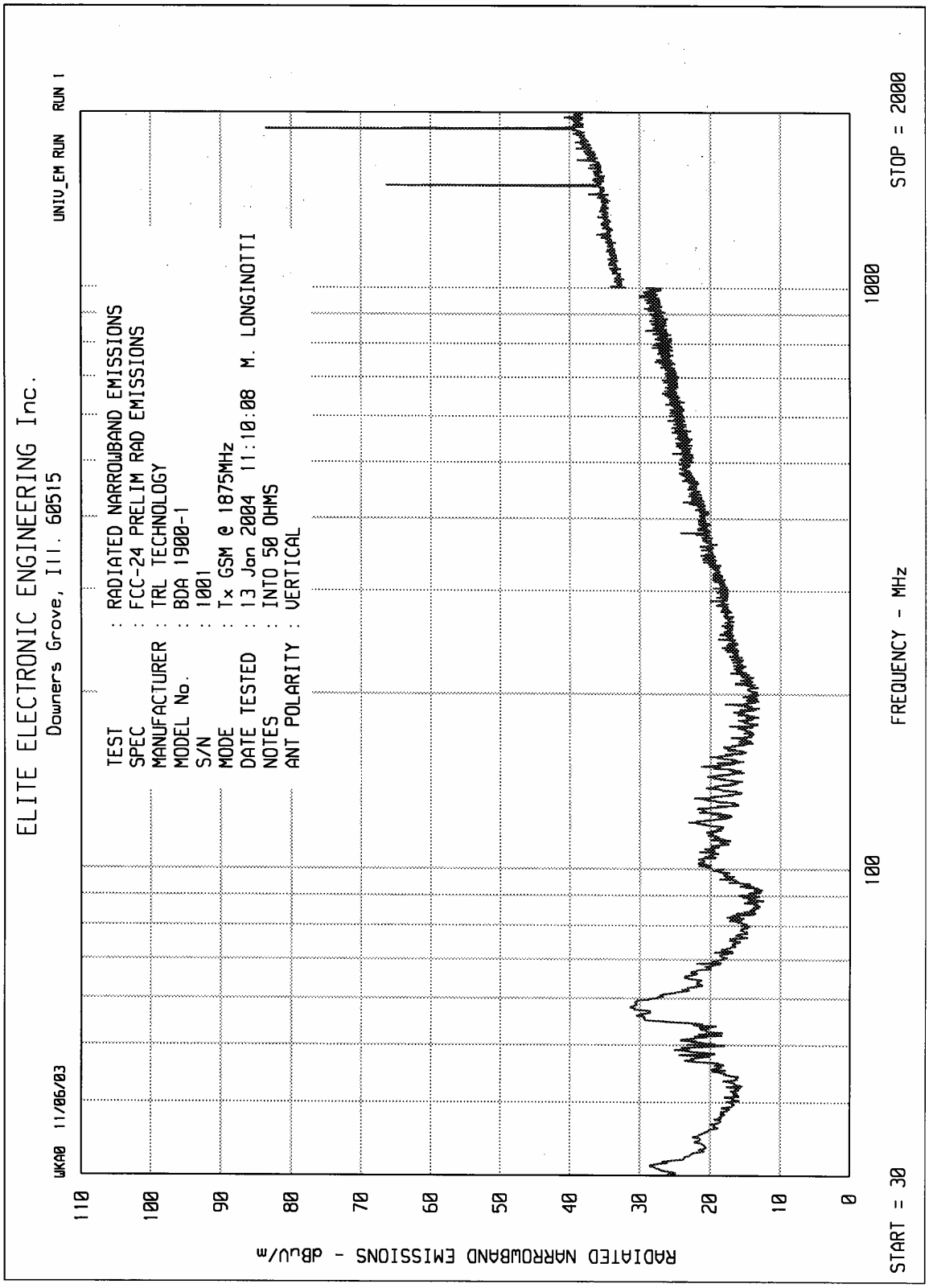
ELITE ELECTRONIC ENGINEERING Inc.
Downers Grove, Ill. 60515
WKA0 11/06/03
UNIV_EM RUN RUN 1
TEST : RADIATED NARROWBAND EMISSIONS
SPEC : FCC-24 PRELIM RAD EMISSIONS
MANUFACTURER : TRL TECHNOLOGY
MODEL No. : BDA 1900-1
S/N : 1001
MODE : Tx GSM @ 1875MHz
DATE TESTED : 13 Jan 2004 11:10:08 M. LONGINOTTI
NOTES : INTO 50 OHMS
ANT POLARITY : VERTICAL
RADIATED NARROWBAND EMISSIONS - dBuV/m
110
100
90
80
70
60
50
40
30
20
10
0
START = 30
100
1000
STOP = 2000
FREQUENCY - MHz

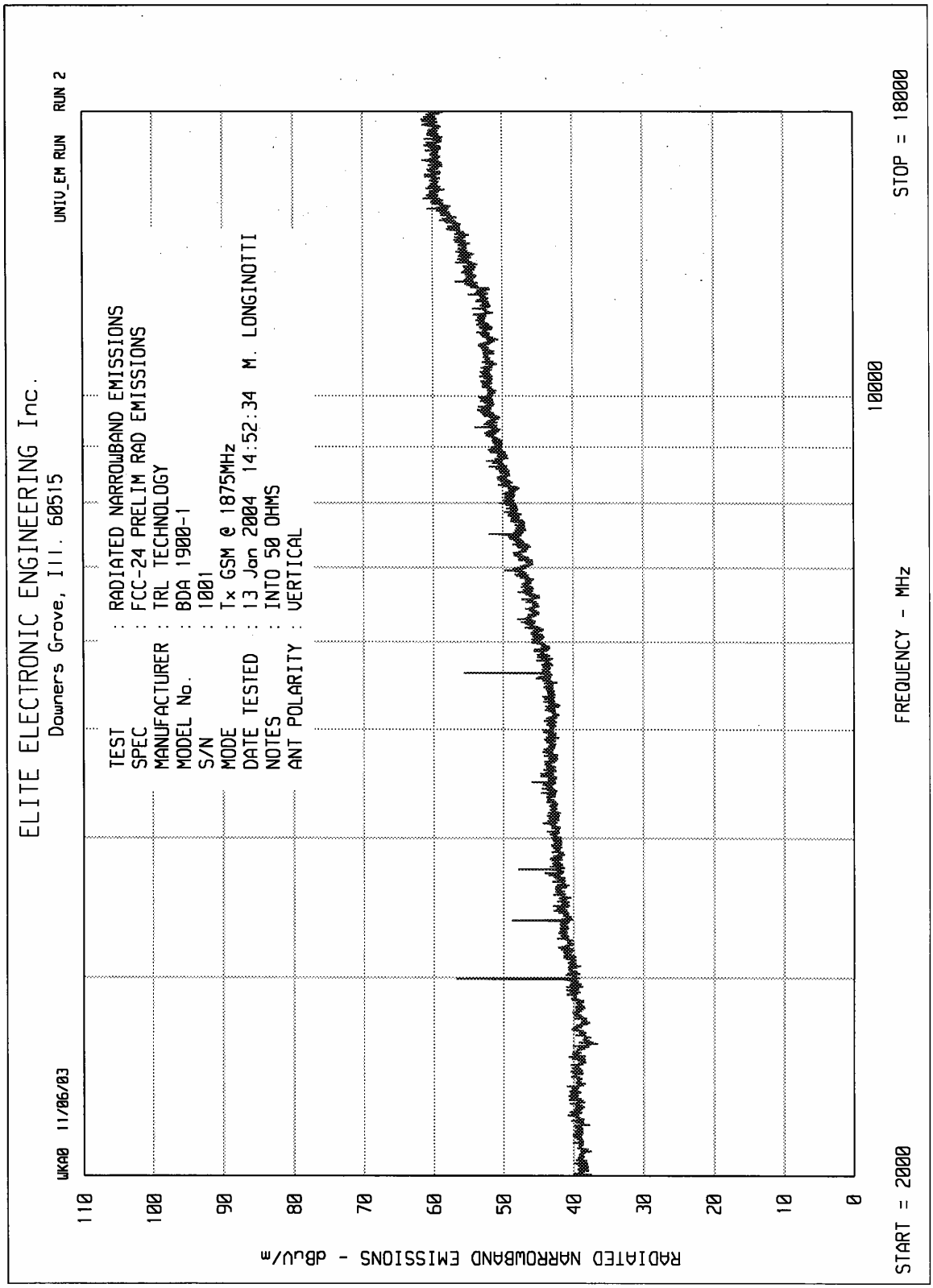
ELITE ELECTRONIC ENGINEERING Inc.
Downers Grove, Ill. 60515
UNIV_EM RUN RUN 2
WKA0 11/06/03
TEST : RADIATED NARROWBAND EMISSIONS
SPEC : FCC-24 PRELIM RAD EMISSIONS
MANUFACTURER : TRL TECHNOLOGY
MODEL No. : BDA 1900-1
S/N : 1001
MODE : Tx GSM @ 1875MHz
DATE TESTED : 13 Jan 2004 14:52:34 M. LONGINOTTI
NOTES : INTO 50 OHMS
ANT POLARITY : VERTICAL
RADIATED NARROWBAND EMISSIONS - dBuV/m
110
100
90
80
70
60
50
40
30
20
10
0
START = 2000
10000
STOP = 18000
FREQUENCY - MHz

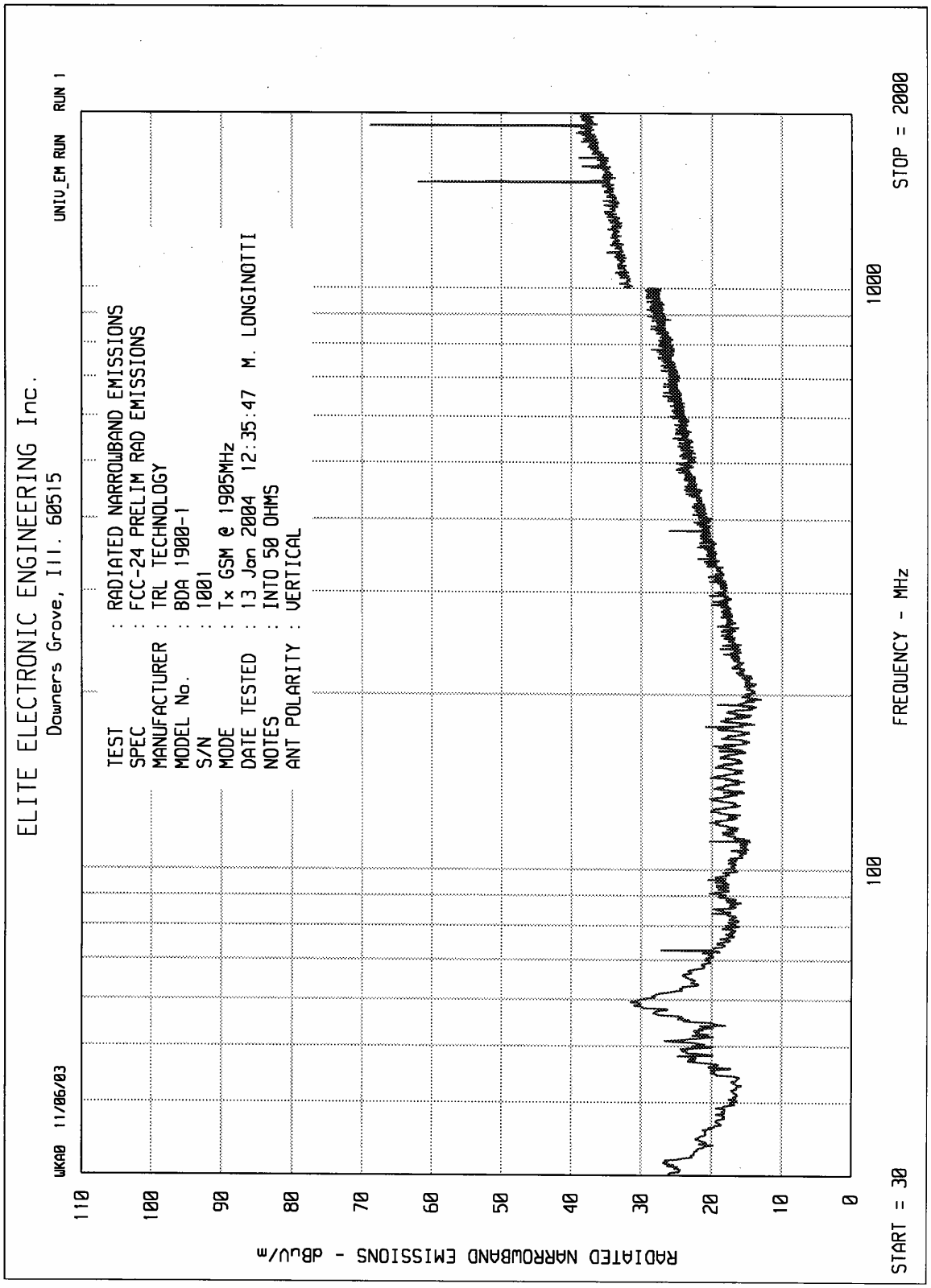
ELITE ELECTRONIC ENGINEERING Inc.
Downers Grove, Ill. 60515
WKAB 11/06/03
UNIV_EM RUN RUN 1
TEST : RADIATED NARROWBAND EMISSIONS
SPEC : FCC-24 PRELIM RAD EMISSIONS
MANUFACTURER : TRL TECHNOLOGY
MODEL No. : BDA 1900-1
S/N : 1001
MODE : Tx GSM @ 1905MHz
DATE TESTED : 13 Jan 2004 12:35:47 M. LONGINOTTI
NOTES : INTO 50 OHMS
ANT POLARITY : VERTICAL
RADIATED NARROWBAND EMISSIONS - dBuV/m
110
100
90
80
70
60
50
40
30
20
10
0
START = 30
100
1000
STOP = 2000
FREQUENCY - MHz

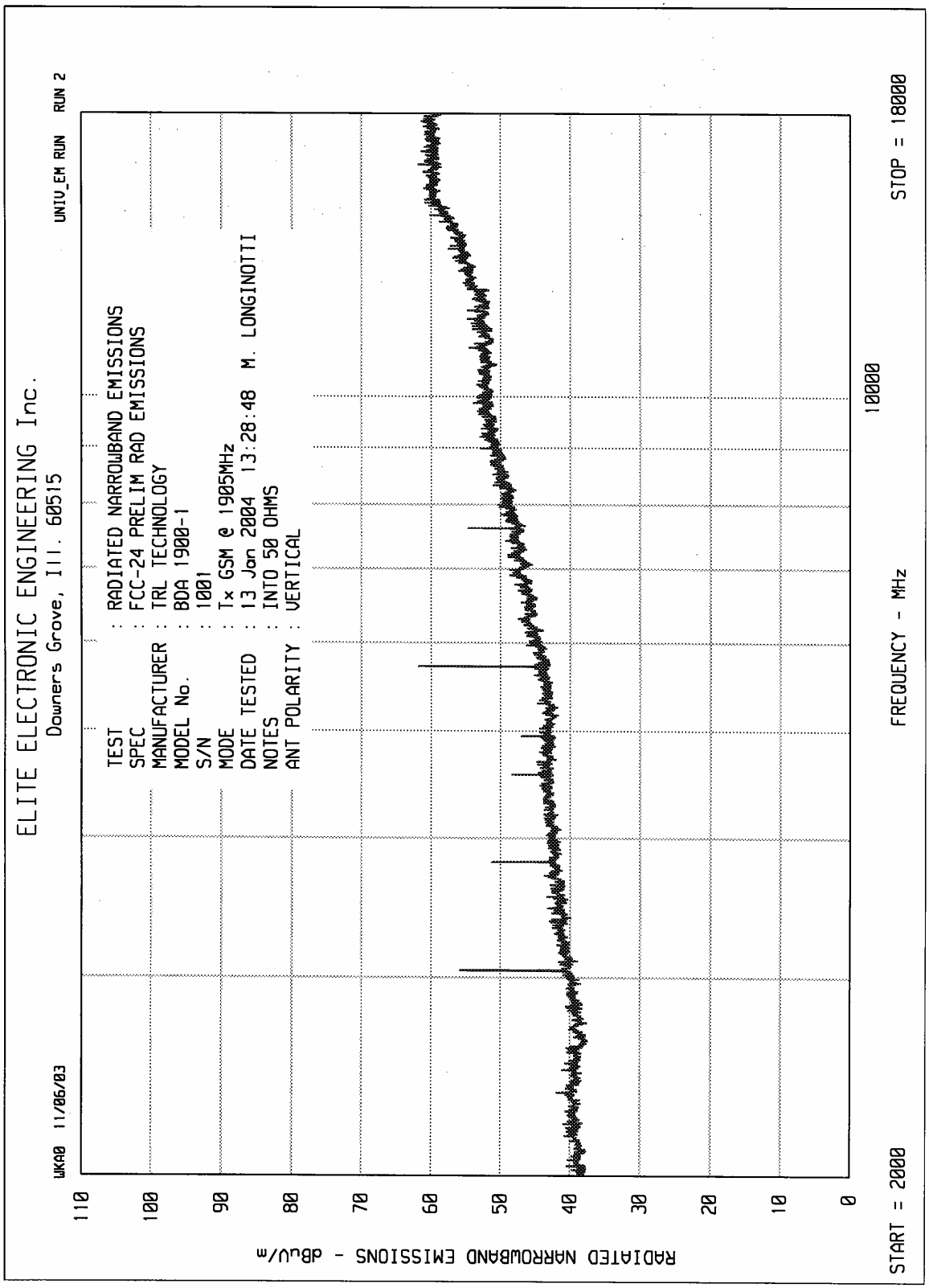
ELITE ELECTRONIC ENGINEERING Inc.
Downers Grove, Ill. 60515
WKA0 11/06/03
UNIV_EM RUN RUN 2
TEST : RADIATED NARROWBAND EMISSIONS
SPEC : FCC-24 PRELIM RAD EMISSIONS
MANUFACTURER : TRL TECHNOLOGY
MODEL No. : BDA 1900-1
S/N : 1001
MODE : Tx GSM @ 1905MHz
DATE TESTED : 13 Jan 2004 13:28:48 M. LONGINOTTI
NOTES : INTO 50 OHMS
ANT POLARITY : VERTICAL
RADIATED NARROWBAND EMISSIONS - dBuV/m
110
100
90
80
70
60
50
40
30
20
10
0
START = 2000
10000
STOP = 18000
FREQUENCY - MHz

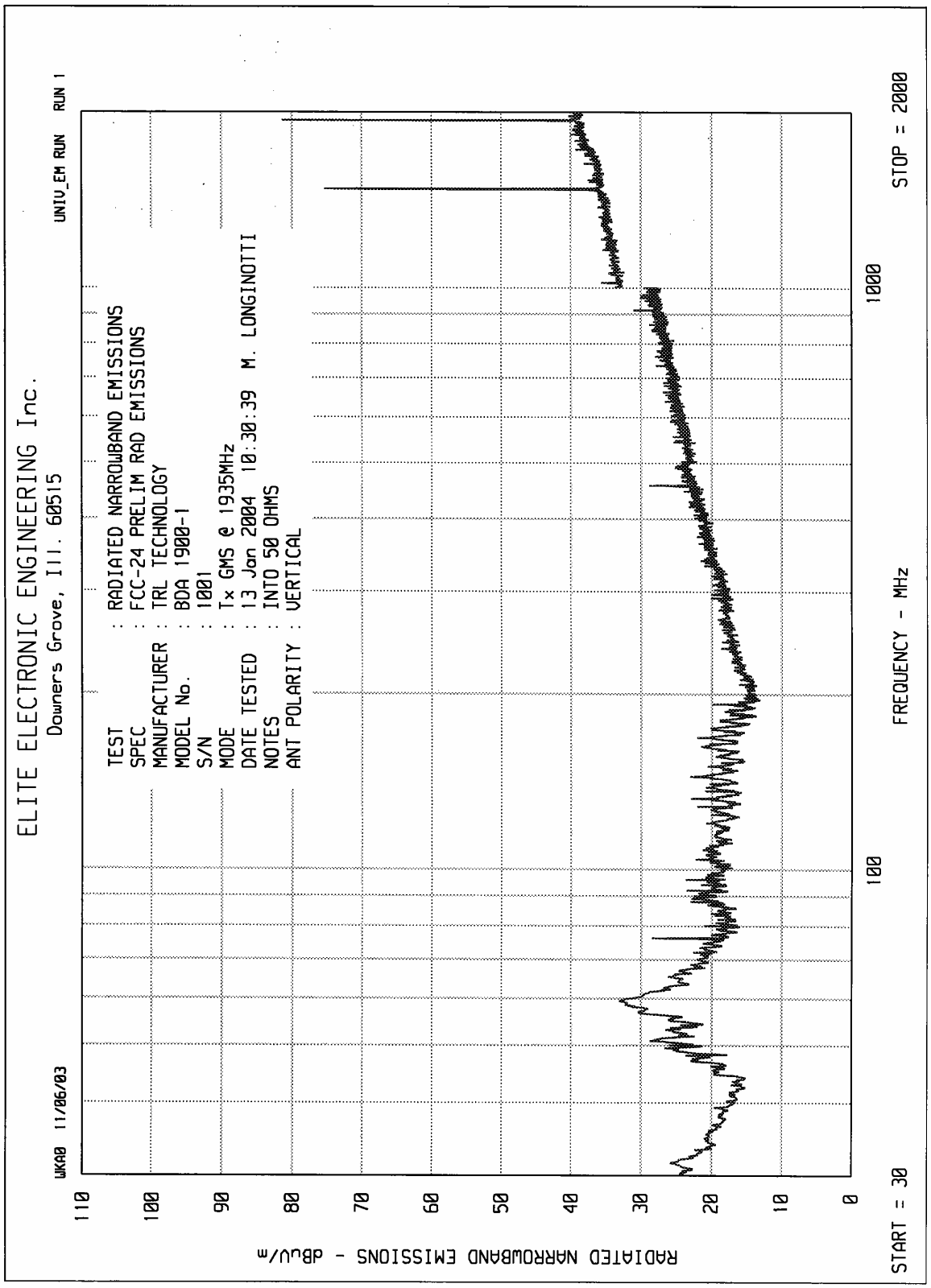
ELITE ELECTRONIC ENGINEERING Inc.
Downers Grove, Ill. 60515
WKAB 11/06/03
UNIV_EM RUN RUN 1
TEST : RADIATED NARROWBAND EMISSIONS
SPEC : FCC-24 PRELIM RAD EMISSIONS
MANUFACTURER : TRL TECHNOLOGY
MODEL No. : BDA 1900-1
S/N : 1001
MODE : Tx GMS @ 1935MHz
DATE TESTED : 13 Jan 2004 10:30:39 M. LONGINOTTI
NOTES : INTO 50 OHMS
ANT POLARITY : VERTICAL
RADIATED NARROWBAND EMISSIONS - dBuV/m
110
100
90
80
70
60
50
40
30
20
10
0
START = 30
100
1000
STOP = 2000
FREQUENCY - MHz

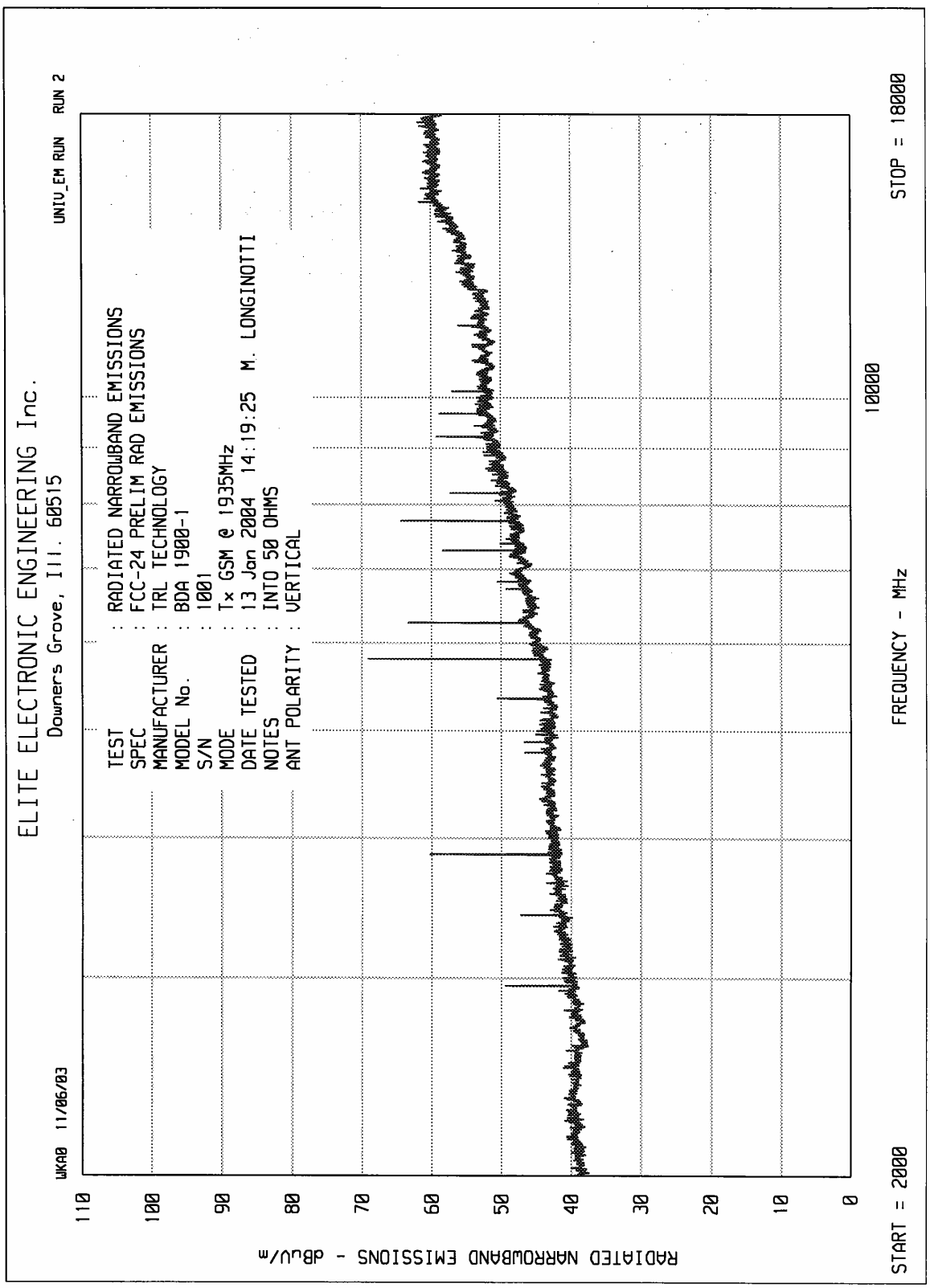
ELITE ELECTRONIC ENGINEERING Inc.
Downers Grove, Ill. 60515
WKAB 11/06/03
UNIV_EM RUN RUN 2
TEST : RADIATED NARROWBAND EMISSIONS
SPEC : FCC-24 PRELIM RAD EMISSIONS
MANUFACTURER : TRL TECHNOLOGY
MODEL No. : BDA 1900-1
S/N : 1001
MODE : Tx GSM @ 1935MHz
DATE TESTED : 13 Jan 2004 14:19:25 M. LONGINOTTI
NOTES : INTO 50 OHMS
ANT POLARITY : VERTICAL
RADIATED NARROWBAND EMISSIONS - dBuV/m
110
100
90
80
70
60
50
40
30
20
10
0
START = 2000
10000
STOP = 18000
FREQUENCY - MHz

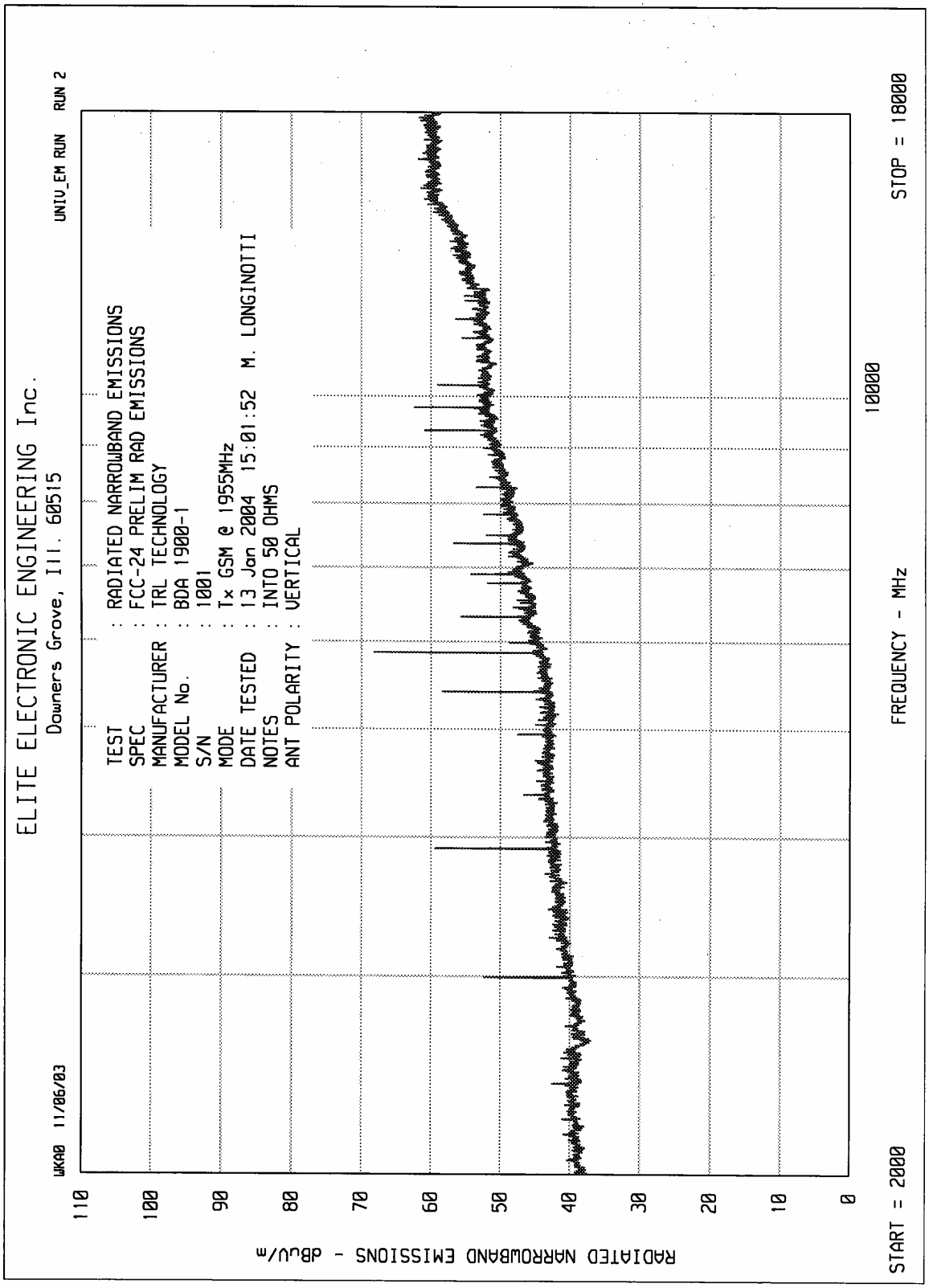
ELITE ELECTRONIC ENGINEERING Inc.
Downers Grove, Ill. 60515
WKAB 11/06/03
UNIV_EM RUN RUN 2
TEST : RADIATED NARROWBAND EMISSIONS
SPEC : FCC-24 PRELIM RAD EMISSIONS
MANUFACTURER : TRL TECHNOLOGY
MODEL No. : BDA 1900-1
S/N : 1001
MODE : Tx GSM @ 1955MHz
DATE TESTED : 13 Jan 2004 15:01:52 M. LONGINOTTI
NOTES : INTO 50 OHMS
ANT POLARITY : VERTICAL
RADIATED NARROWBAND EMISSIONS - dBuV/m
110
100
90
80
70
60
50
40
30
20
10
0
START = 2000
10000
STOP = 18000
FREQUENCY - MHz

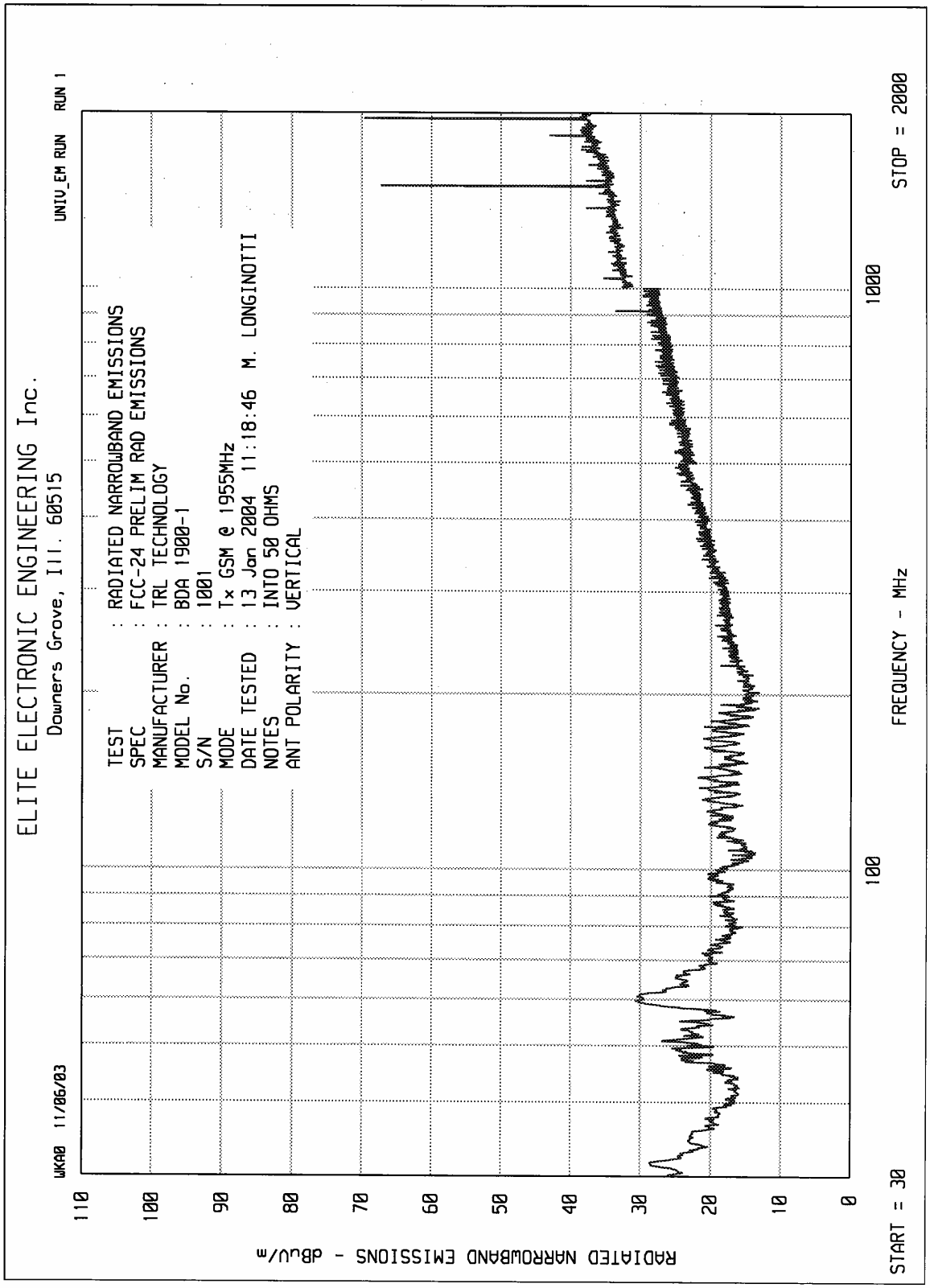
ELITE ELECTRONIC ENGINEERING Inc.
Downers Grove, Ill. 60515
WKA0 11/06/03
UNIV_EM RUN RUN 1
TEST : RADIATED NARROWBAND EMISSIONS
SPEC : FCC-24 PRELIM RAD EMISSIONS
MANUFACTURER : TRL TECHNOLOGY
MODEL No. : BDA 1900-1
S/N : 1001
MODE : Tx GSM @ 1955MHz
DATE TESTED : 13 Jan 2004 11:18:46 M. LONGINOTTI
NOTES : INTO 50 OHMS
ANT POLARITY : VERTICAL
RADIATED NARROWBAND EMISSIONS - dBuV/m
110
100
90
80
70
60
50
40
30
20
10
0
START = 30
100
1000
STOP = 2000
FREQUENCY - MHz

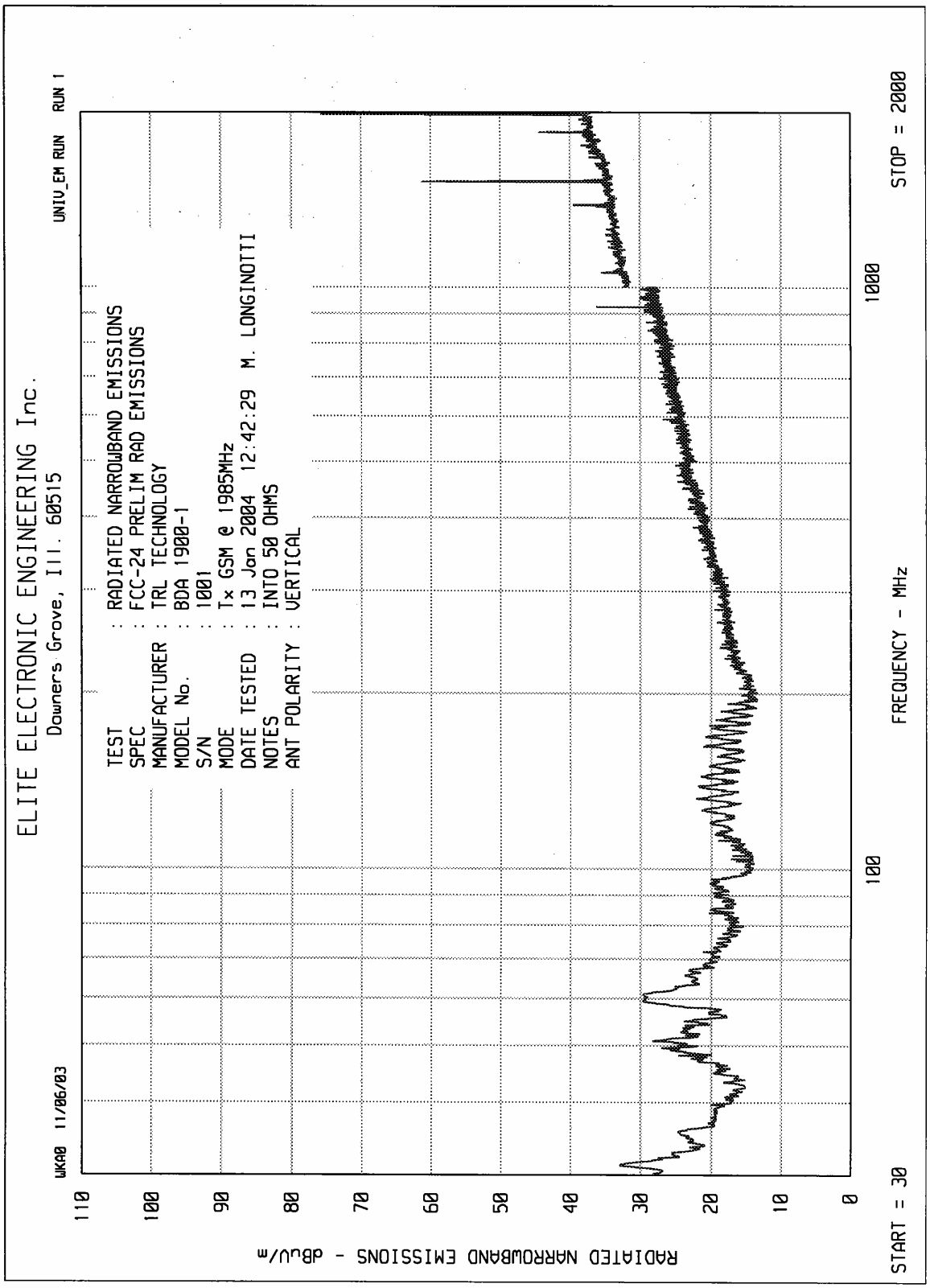
ELITE ELECTRONIC ENGINEERING Inc.
Downers Grove, Ill. 60515
UNIV_EM RUN RUN 1
WKAB 11/06/03
TEST : RADIATED NARROWBAND EMISSIONS
SPEC : FCC-24 PRELIM RAD EMISSIONS
MANUFACTURER : TRL TECHNOLOGY
MODEL No. : BDA 1900-1
S/N : 1001
MODE : Tx GSM @ 1985MHz
DATE TESTED : 13 Jan 2004 12:42:29 M. LONGINOTTI
NOTES : INTO 50 OHMS
ANT POLARITY : VERTICAL
RADIATED NARROWBAND EMISSIONS - dBuV/m
110
100
90
80
70
60
50
40
30
20
10
0
START = 30
100
1000
STOP = 2000
FREQUENCY - MHz

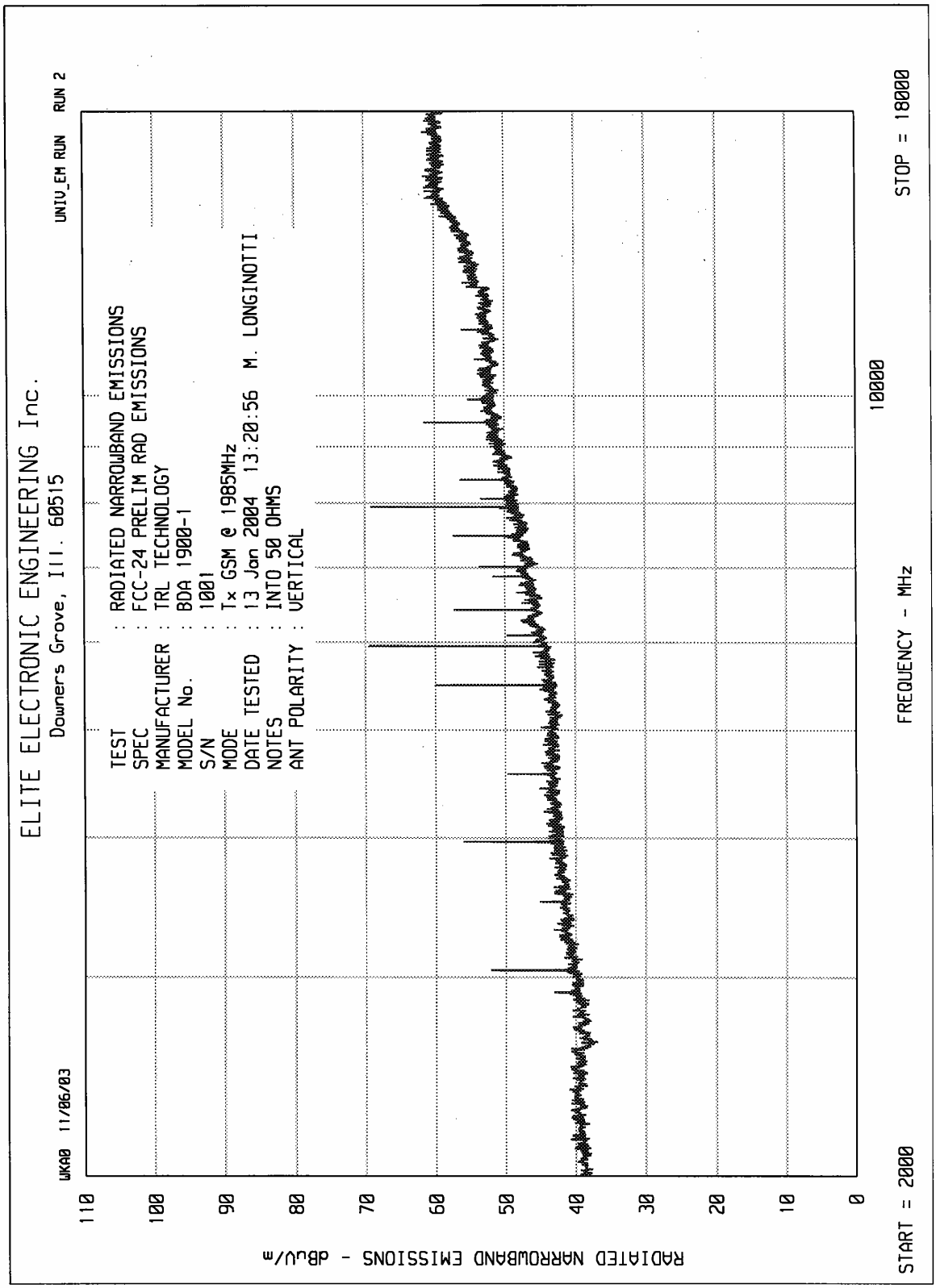
ELITE ELECTRONIC ENGINEERING Inc.
Downers Grove, Ill. 60515
UKA0 11/06/03
UNIV_EM RUN RUN 2
TEST : RADIATED NARROWBAND EMISSIONS
SPEC : FCC-24 PRELIM RAD EMISSIONS
MANUFACTURER : TRL TECHNOLOGY
MODEL No. : BDA 1900-1
S/N : 1001
MODE : Tx GSM @ 1985MHz
DATE TESTED : 13 Jan 2004 13:20:56 M. LONGINOTTI
NOTES : INTO 50 OHMS
ANT POLARITY : VERTICAL
RADIATED NARROWBAND EMISSIONS - dBuV/m
110
100
90
80
70
60
50
40
30
20
10
0
START = 2000
10000
STOP = 18000
FREQUENCY - MHz

Manufacturer : TRL Technology
Model : BDA 1900-1
Serial No. : 1001
Specification : FCC-24 Spurious Radiated Emissions
Date : January 14, 2004
Notes : TDMA @ 1855MHz
: Test Distance is 3 meters

Freq. MHz	Ant Pol	Meter Reading dBuV/m	Matched Signal dBm	Antenna Gain dB	Cable Factor dB	ERP Total dB	Attn dB	Min Attn dB
3710.0	H	53.6	-45.0	5.6	3.5	-42.9	62.9	33.0
3710.0	V	59.8	-39.2	5.6	3.5	-37.1	57.1	33.0
5565.0	H	54.2	-37.6	6.7	4.4	-35.3	55.3	33.0
5565.0	V	54.6	-41.5	6.7	4.4	-39.2	59.2	33.0
7420.0	H	53.1	-34.2	7.1	5.7	-32.8	52.8	33.0
7420.0	V	59.0	-32.4	7.1	5.7	-31.0	51.0	33.0
9275.0	H	47.5	-34.8	8.3	6.3	-32.8	52.8	33.0
9275.0	V	52.7	-39.2	8.3	6.3	-37.2	57.2	33.0
11130.0	H	43.0	-35.8	7.8	6.9	-34.9	54.9	33.0
11130.0	V	46.2	-36.5	7.8	6.9	-35.6	55.6	33.0
12985.0	H	42.4	-38.0	8.6	7.5	-36.9	56.9	33.0
12985.0	V	43.4	-38.5	8.6	7.5	-37.4	57.4	33.0
14840.0	H	43.2	-31.9	6.9	8.1	-33.1	53.1	33.0
14840.0	V	42.6	-35.3	6.9	8.1	-36.5	56.5	33.0
16695.0	H	42.5	-29.4	7.9	8.2	-29.7	49.7	33.0
16695.0	V	42.5	-34.0	7.9	8.2	-34.3	54.3	33.0
18550.0	H	41.4	-28.9	8.7	8.4	-28.6	48.6	33.0
18550.0	V	41.7	-29.3	8.7	8.4	-29.0	49.0	33.0
1477.0	V	46.2	-27.9	5.9	2.1	-24.1	44.1	33.0
1477.0	H	42.8	-30.0	5.9	2.1	-26.2	46.2	33.0

V - Vertical

H - Horizontal

Checked By : _____
Mark E. Longinotti

Manufacturer : TRL Technology
Model : BDA 1900-1
Serial No. : 1001
Specification : FCC-24 Spurious Radiated Emissions
Date : January 14, 2004
Notes : CDMA @ 1855MHz
: Test Distance is 3 meters

Freq. MHz	Ant Pol	Meter Reading dBuV/m	Matched Signal dBm	Antenna Gain dB	Cable Factor dB	ERP Total dB	Attn dB	Min Attn dB
3710.0	H	53.0	-45.6	5.6	3.5	-43.5	63.5	33.0
3710.0	V	58.3	-40.9	5.6	3.5	-38.8	58.8	33.0
5565.0	H	52.2	-39.4	6.7	4.4	-37.1	57.1	33.0
5565.0	V	57.3	-38.0	6.7	4.4	-35.7	55.7	33.0
7420.0	H	51.4	-36.4	7.1	5.7	-35.0	55.0	33.0
7420.0	V	56.7	-35.3	7.1	5.7	-33.9	53.9	33.0
9275.0	H	47.2	-35.2	8.3	6.3	-33.2	53.2	33.0
9275.0	V	51.4	-40.5	8.3	6.3	-38.5	58.5	33.0
11130.0	H	41.1	-38.1	7.8	6.9	-37.2	57.2	33.0
11130.0	V	42.8	-36.5	7.8	6.9	-35.6	55.6	33.0
12985.0	H	42.4	-38.0	8.6	7.5	-36.9	56.9	33.0
12985.0	V	42.6	-38.5	8.6	7.5	-37.4	57.4	33.0
14840.0	H	42.2	-31.9	6.9	8.1	-33.1	53.1	33.0
14840.0	V	42.6	-35.3	6.9	8.1	-36.5	56.5	33.0
16695.0	H	42.2	-29.4	7.9	8.2	-29.7	49.7	33.0
16695.0	V	41.9	-34.0	7.9	8.2	-34.3	54.3	33.0
18550.0	H	40.8	-28.9	8.7	8.4	-28.6	48.6	33.0
18550.0	V	40.7	-29.3	8.7	8.4	-29.0	49.0	33.0
1477.0	V	46.3	-27.8	5.9	2.1	-24.0	44.0	33.0

V - Vertical

H - Horizontal

Checked By : _____
Mark E. Longinotti

Manufacturer : TRL Technology
Model : BDA 1900-1
Serial No. : 1001
Specification : FCC-24 Spurious Radiated Emissions
Date : January 14, 2004
Notes : GSM @ 1855MHz
: Test Distance is 3 meters

Freq. MHz	Ant Pol	Meter Reading dBuV/m	Matched Signal dBm	Antenna Gain dB	Cable Factor dB	ERP Total dB	Attn dB	Min Attn dB
3710.0	H	52.8	-45.7	5.6	3.5	-43.6	63.6	33.0
3710.0	V	58.1	-41.2	5.6	3.5	-39.1	59.1	33.0
5565.0	H	47.3	-44.4	6.7	4.4	-42.1	62.1	33.0
5565.0	V	53.9	-41.9	6.7	4.4	-39.6	59.6	33.0
7420.0	H	49.0	-38.3	7.1	5.7	-36.9	56.9	33.0
7420.0	V	55.8	-35.9	7.1	5.7	-34.5	54.5	33.0
9275.0	H	47.5	-34.9	8.3	6.3	-32.9	52.9	33.0
9275.0	V	52.8	-38.8	8.3	6.3	-36.8	56.8	33.0
11130.0	H	41.2	-38.1	7.8	6.9	-37.2	57.2	33.0
11130.0	V	47.1	-36.5	7.8	6.9	-35.6	55.6	33.0
12985.0	H	42.1	-38.0	8.6	7.5	-36.9	56.9	33.0
12985.0	V	43.2	-38.5	8.6	7.5	-37.4	57.4	33.0
14840.0	H	41.9	-31.9	6.9	8.1	-33.1	53.1	33.0
14840.0	V	42.3	-35.3	6.9	8.1	-36.5	56.5	33.0
16695.0	H	42.5	-29.4	7.9	8.2	-29.7	49.7	33.0
16695.0	V	42.7	-34.0	7.9	8.2	-34.3	54.3	33.0
18550.0	H	41.9	-28.9	8.7	8.4	-28.6	48.6	33.0
18550.0	V	41.0	-29.3	8.7	8.4	-29.0	49.0	33.0
1477.0	V	46.4	-27.7	5.9	2.1	-23.9	43.9	33.0

V - Vertical

H - Horizontal

Checked By : _____
Mark E. Longinotti

Manufacturer : TRL Technology
Model : BDA 1900-1
Serial No. : 1001
Specification : FCC-24 Spurious Radiated Emissions
Date : January 14, 2004
Notes : TDMA @ 1875MHz
: Test Distance is 3 meters

Freq. MHz	Ant Pol	Meter Reading dBuV/m	Matched Signal dBm	Antenna Gain dB	Cable Factor dB	ERP Total dB	Attn dB	Min Attn dB
3750.0	H	44.6	-51.4	5.6	3.5	-49.3	69.3	33.0
3750.0	V	57.6	-40.2	5.6	3.5	-38.1	58.1	33.0
5625.0	H	42.7	-48.8	6.7	4.4	-46.5	66.5	33.0
5625.0	V	56.5	-35.5	6.7	4.4	-33.2	53.2	33.0
7500.0	H	51.0	-41.1	7.1	5.9	-39.9	59.9	33.0
7500.0	V	56.8	-33.7	7.1	5.9	-32.5	52.5	33.0
9375.0	H	45.7	-40.2	8.2	6.3	-38.3	58.3	33.0
9375.0	V	52.6	-36.6	8.2	6.3	-34.7	54.7	33.0
11250.0	H	40.5	-39.6	7.8	7.0	-38.8	58.8	33.0
11250.0	V	45.7	-28.3	7.8	7.0	-27.5	47.5	33.0
13125.0	H	41.9	-35.8	8.6	7.5	-34.7	54.7	33.0
13125.0	V	42.9	-33.1	8.6	7.5	-32.0	52.0	33.0
15000.0	H	42.3	-31.4	6.7	8.1	-32.8	52.8	33.0
15000.0	V	42.8	-31.8	6.7	8.1	-33.2	53.2	33.0
16875.0	H	43.2	-27.5	8.0	8.1	-27.6	47.6	33.0
16875.0	V	43.4	-30.9	8.0	8.1	-31.0	51.0	33.0
18750.0	H	44.5	-26.6	8.8	8.3	-26.1	46.1	33.0
18750.0	V	45.4	-23.3	8.8	8.3	-22.8	42.8	33.0

V - Vertical

H - Horizontal

Checked By : _____
Mark E. Longinotti

Manufacturer : TRL Technology
Model : BDA 1900-1
Serial No. : 1001
Specification : FCC-24 Spurious Radiated Emissions
Date : January 14, 2004
Notes : CDMA @ 1875MHz
: Test Distance is 3 meters

Freq. MHz	Ant Pol	Meter Reading dBuV/m	Matched Signal dBm	Antenna Gain dB	Cable Factor dB	ERP Total dB	Attn dB	Min Attn dB
3750.0	H	54.3	-42.5	5.6	3.5	-40.4	60.4	33.0
3750.0	V	58.7	-39.1	5.6	3.5	-37.0	57.0	33.0
5625.0	H	55.3	-36.4	6.7	4.4	-34.1	54.1	33.0
5625.0	V	59.1	-32.4	6.7	4.4	-30.1	50.1	33.0
7500.0	H	52.4	-39.3	7.1	5.9	-38.1	58.1	33.0
7500.0	V	59.0	-31.3	7.1	5.9	-30.1	50.1	33.0
9375.0	H	48.2	-37.4	8.2	6.3	-35.5	55.5	33.0
9375.0	V	57.1	-32.0	8.2	6.3	-30.1	50.1	33.0
11250.0	H	40.9	-39.6	7.8	7.0	-38.8	58.8	33.0
11250.0	V	44.2	-30.0	7.8	7.0	-29.2	49.2	33.0
13125.0	H	41.7	-35.8	8.6	7.5	-34.7	54.7	33.0
13125.0	V	41.7	-33.1	8.6	7.5	-32.0	52.0	33.0
15000.0	H	43.7	-31.4	6.7	8.1	-32.8	52.8	33.0
15000.0	V	43.0	-31.8	6.7	8.1	-33.2	53.2	33.0
16875.0	H	43.1	-27.5	8.0	8.1	-27.6	47.6	33.0
16875.0	V	43.2	-30.9	8.0	8.1	-31.0	51.0	33.0
18750.0	H	45.4	-26.6	8.8	8.3	-26.1	46.1	33.0
18750.0	V	45.6	-23.3	8.8	8.3	-22.8	42.8	33.0

V - Vertical

H - Horizontal

Checked By : _____
Mark E. Longinotti

Manufacturer : TRL Technology
Model : BDA 1900-1
Serial No. : 1001
Specification : FCC-24 Spurious Radiated Emissions
Date : January 14, 2004
Notes : GSM @ 1875MHz
: Test Distance is 3 meters

Freq. MHz	Ant Pol	Meter Reading dBuV/m	Matched Signal dBm	Antenna Gain dB	Cable Factor dB	ERP Total dB	Attn dB	Min Attn dB
3750.0	H	52.7	-43.8	5.6	3.5	-41.7	61.7	33.0
3750.0	V	60.5	-37.0	5.6	3.5	-34.9	54.9	33.0
5625.0	H	48.1	-43.4	6.7	4.4	-41.1	61.1	33.0
5625.0	V	51.7	-39.7	6.7	4.4	-37.4	57.4	33.0
7500.0	H	50.5	-41.7	7.1	5.9	-40.5	60.5	33.0
7500.0	V	57.3	-33.4	7.1	5.9	-32.2	52.2	33.0
9375.0	H	44.8	-41.0	8.2	6.3	-39.1	59.1	33.0
9375.0	V	51.6	-37.7	8.2	6.3	-35.8	55.8	33.0
11250.0	H	40.6	-39.6	7.8	7.0	-38.8	58.8	33.0
11250.0	V	43.3	-31.4	7.8	7.0	-30.6	50.6	33.0
13125.0	H	42.0	-35.8	8.6	7.5	-34.7	54.7	33.0
13125.0	V	43.1	-33.1	8.6	7.5	-32.0	52.0	33.0
15000.0	H	43.4	-31.4	6.7	8.1	-32.8	52.8	33.0
15000.0	V	43.4	-31.8	6.7	8.1	-33.2	53.2	33.0
16875.0	H	44.2	-27.5	8.0	8.1	-27.6	47.6	33.0
16875.0	V	44.2	-30.9	8.0	8.1	-31.0	51.0	33.0
18750.0	H	45.9	-26.6	8.8	8.3	-26.1	46.1	33.0
18750.0	V	45.9	-23.3	8.8	8.3	-22.8	42.8	33.0

V - Vertical

H - Horizontal

Checked By : _____
Mark E. Longinotti

Manufacturer : TRL Technology
Model : BDA 1900-1
Serial No. : 1001
Specification : FCC-24 Spurious Radiated Emissions
Date : January 14, 2004
Notes : TDMA @ 1905MHz
: Test Distance is 3 meters

Freq. MHz	Ant Pol	Meter Reading dBuV/m	Matched Signal dBm	Antenna Gain dB	Cable Factor dB	ERP Total dB	Attn dB	Min Attn dB
3810.0	H	52.1	-44.6	5.6	3.5	-42.5	62.5	33.0
3810.0	V	55.7	-39.7	5.6	3.5	-37.6	57.6	33.0
5715.0	H	52.0	-40.0	6.8	4.4	-37.6	57.6	33.0
5715.0	V	63.4	-25.4	6.8	4.4	-23.0	43.0	33.0
7620.0	H	51.5	-39.6	7.3	6.0	-38.3	58.3	33.0
7620.0	V	56.6	-32.6	7.3	6.0	-31.3	51.3	33.0
9525.0	H	46.3	-40.8	8.2	6.3	-38.9	58.9	33.0
9525.0	V	53.6	-35.1	8.2	6.3	-33.2	53.2	33.0
11430.0	H	40.2	-39.1	8.0	7.0	-38.1	58.1	33.0
11430.0	V	42.5	-36.4	8.0	7.0	-35.4	55.4	33.0
13335.0	H	42.3	-35.6	8.5	7.6	-34.7	54.7	33.0
13335.0	V	42.5	-35.5	8.5	7.6	-34.6	54.6	33.0
15240.0	H	42.7	-30.7	6.9	8.2	-32.0	52.0	33.0
15240.0	V	42.9	-32.5	6.9	8.2	-33.8	53.8	33.0
17145.0	H	42.1	-30.9	8.1	8.2	-31.0	51.0	33.0
17145.0	V	42.3	-30.8	8.1	8.2	-30.9	50.9	33.0
19050.0	H	43.5	-19.3	8.8	8.3	-18.8	38.8	33.0
19050.0	V	43.7	-19.2	8.8	8.3	-18.7	38.7	33.0

V - Vertical

H - Horizontal

Checked By : _____
Mark E. Longinotti

Manufacturer : TRL Technology
Model : BDA 1900-1
Serial No. : 1001
Specification : FCC-24 Spurious Radiated Emissions
Date : January 14, 2004
Notes : CDMA @ 1905MHz
: Test Distance is 3 meters

Freq. MHz	Ant Pol	Meter Reading dBuV/m	Matched Signal dBm	Antenna Gain dB	Cable Factor dB	ERP Total dB	Attn dB	Min Attn dB
3810.0	H	53.7	-42.6	5.6	3.5	-40.5	60.5	33.0
3810.0	V	55.0	-41.0	5.6	3.5	-38.9	58.9	33.0
5715.0	H	52.1	-39.9	6.8	4.4	-37.5	57.5	33.0
5715.0	V	61.7	-26.6	6.8	4.4	-24.2	44.2	33.0
7620.0	H	54.3	-36.9	7.3	6.0	-35.6	55.6	33.0
7620.0	V	56.9	-32.2	7.3	6.0	-30.9	50.9	33.0
9525.0	H	47.6	-38.8	8.2	6.3	-36.9	56.9	33.0
9525.0	V	53.0	-35.9	8.2	6.3	-34.0	54.0	33.0
11430.0	H	40.2	-39.1	8.0	7.0	-38.1	58.1	33.0
11430.0	V	41.5	-37.9	8.0	7.0	-36.9	56.9	33.0
13335.0	H	42.5	-35.6	8.5	7.6	-34.7	54.7	33.0
13335.0	V	42.4	-35.5	8.5	7.6	-34.6	54.6	33.0
15240.0	H	42.6	-30.7	6.9	8.2	-32.0	52.0	33.0
15240.0	V	43.2	-32.5	6.9	8.2	-33.8	53.8	33.0
17145.0	H	41.9	-30.9	8.1	8.2	-31.0	51.0	33.0
17145.0	V	42.0	-30.8	8.1	8.2	-30.9	50.9	33.0
19050.0	H	44.0	-19.3	8.8	8.3	-18.8	38.8	33.0
19050.0	V	44.7	-19.2	8.8	8.3	-18.7	38.7	33.0
3044.9	H	63.3	-38.4	5.8	3.3	-35.9	55.9	33.0
3044.9	V	65.1	-37.3	5.8	3.3	-34.8	54.8	33.0

V - Vertical

H - Horizontal

Checked By : _____
Mark E. Longinotti

Manufacturer : TRL Technology
Model : BDA 1900-1
Serial No. : 1001
Specification : FCC-24 Spurious Radiated Emissions
Date : January 14, 2004
Notes : GSM @ 1905MHz
: Test Distance is 3 meters

Freq. MHz	Ant Pol	Meter Reading dBuV/m	Matched Signal dBm	Antenna Gain dB	Cable Factor dB	ERP Total dB	Attn dB	Min Attn dB
3810.0	H	50.5	-46.1	5.6	3.5	-44.0	64.0	33.0
3810.0	V	55.0	-41.0	5.6	3.5	-38.9	58.9	33.0
5715.0	H	57.1	-34.4	6.8	4.4	-32.0	52.0	33.0
5715.0	V	58.1	-30.1	6.8	4.4	-27.7	47.7	33.0
7620.0	H	49.4	-42.0	7.3	6.0	-40.7	60.7	33.0
7620.0	V	54.6	-34.7	7.3	6.0	-33.4	53.4	33.0
9525.0	H	44.0	-42.8	8.2	6.3	-40.9	60.9	33.0
9525.0	V	46.0	-42.9	8.2	6.3	-41.0	61.0	33.0
11430.0	H	40.6	-39.1	8.0	7.0	-38.1	58.1	33.0
11430.0	V	41.5	-37.9	8.0	7.0	-36.9	56.9	33.0
13335.0	H	41.9	-35.6	8.5	7.6	-34.7	54.7	33.0
13335.0	V	42.8	-35.5	8.5	7.6	-34.6	54.6	33.0
15240.0	H	42.9	-30.7	6.9	8.2	-32.0	52.0	33.0
15240.0	V	42.6	-32.5	6.9	8.2	-33.8	53.8	33.0
17145.0	H	42.8	-30.9	8.1	8.2	-31.0	51.0	33.0
17145.0	V	42.4	-30.8	8.1	8.2	-30.9	50.9	33.0
19050.0	H	43.7	-19.3	8.8	8.3	-18.8	38.8	33.0
19050.0	V	43.5	-19.2	8.8	8.3	-18.7	38.7	33.0

V - Vertical

H - Horizontal

Checked By : _____
Mark E. Longinotti

Manufacturer : TRL Technology
Model : BDA 1900-1
Serial No. : 1001
Specification : FCC-24 Spurious Radiated Emissions
Date : January 14, 2004
Notes : TDMA @ 1935MHz
: Test Distance is 3 meters

Freq. MHz	Ant Pol	Meter Reading dBuV/m	Matched Signal dBm	Antenna Gain dB	Cable Factor dB	ERP Total dB	Attn dB	Min Attn dB
3870.0	H	67.7	-30.9	5.6	3.6	-28.9	48.9	33.0
3870.0	V	68.0	-28.5	5.6	3.6	-26.5	46.5	33.0
5805.0	H	68.2	-27.1	6.7	4.4	-24.8	44.8	33.0
5805.0	V	72.9	-21.2	6.7	4.4	-18.9	38.9	33.0
7740.0	H	60.6	-26.1	7.3	6.1	-24.9	44.9	33.0
7740.0	V	65.8	-23.3	7.3	6.1	-22.1	42.1	33.0
9675.0	H	57.7	-30.7	8.1	6.3	-28.9	48.9	33.0
9675.0	V	65.1	-23.6	8.1	6.3	-21.8	41.8	33.0
11610.0	H	50.6	-28.5	8.0	7.1	-27.6	47.6	33.0
11610.0	V	54.8	-24.6	8.0	7.1	-23.7	43.7	33.0
13545.0	H	42.2	-38.5	8.5	7.7	-37.7	57.7	33.0
13545.0	V	45.2	-35.1	8.5	7.7	-34.3	54.3	33.0
15480.0	H	43.3	-33.0	7.0	8.2	-34.2	54.2	33.0
15480.0	V	43.2	-34.1	7.0	8.2	-35.3	55.3	33.0
17415.0	H	41.4	-31.7	8.2	8.5	-32.0	52.0	33.0
17415.0	V	41.9	-33.4	8.2	8.5	-33.7	53.7	33.0
19350.0	H	44.4	-23.8	8.9	8.8	-23.7	43.7	33.0
19350.0	V	44.6	-25.3	8.9	8.8	-25.2	45.2	33.0
1477.0	V	48.2	-26.0	5.9	2.1	-22.2	42.2	33.0

V - Vertical

H - Horizontal

Checked By : _____
Mark E. Longinotti

Manufacturer : TRL Technology
Model : BDA 1900-1
Serial No. : 1001
Specification : FCC-24 Spurious Radiated Emissions
Date : January 14, 2004
Notes : CDMA @ 1935MHz
: Test Distance is 3 meters

Freq. MHz	Ant Pol	Meter Reading dBuV/m	Matched Signal dBm	Antenna Gain dB	Cable Factor dB	ERP Total dB	Attn dB	Min Attn dB
3870.0	H	62.3	-36.2	5.6	3.6	-34.2	54.2	33.0
3870.0	V	69.6	-27.0	5.6	3.6	-25.0	45.0	33.0
5805.0	H	60.6	-35.2	6.7	4.4	-32.9	52.9	33.0
5805.0	V	74.4	-19.2	6.7	4.4	-16.9	36.9	33.0
7740.0	H	61.7	-25.0	7.3	6.1	-23.8	43.8	33.0
7740.0	V	59.4	-29.5	7.3	6.1	-28.3	48.3	33.0
9675.0	H	62.6	-25.6	8.1	6.3	-23.8	43.8	33.0
9675.0	V	68.8	-19.7	8.1	6.3	-17.9	37.9	33.0
11610.0	H	58.9	-20.0	8.0	7.1	-19.1	39.1	33.0
11610.0	V	62.9	-16.5	8.0	7.1	-15.6	35.6	33.0
13545.0	H	44.6	-35.2	8.5	7.7	-34.4	54.4	33.0
13545.0	V	50.1	-35.1	8.5	7.7	-34.3	54.3	33.0
15480.0	H	43.3	-33.0	7.0	8.2	-34.2	54.2	33.0
15480.0	V	43.8	-34.1	7.0	8.2	-35.3	55.3	33.0
17415.0	H	41.8	-31.7	8.2	8.5	-32.0	52.0	33.0
17415.0	V	43.8	-33.4	8.2	8.5	-33.7	53.7	33.0
19350.0	H	43.5	-23.8	8.9	8.8	-23.7	43.7	33.0
19350.0	V	43.6	-25.3	8.9	8.8	-25.2	45.2	33.0

V - Vertical

H - Horizontal

Checked By : _____
Mark E. Longinotti

Manufacturer : TRL Technology
Model : BDA 1900-1
Serial No. : 1001
Specification : FCC-24 Spurious Radiated Emissions
Date : January 14, 2004
Notes : GSM @ 1935MHz
: Test Distance is 3 meters

Freq. MHz	Ant Pol	Meter Reading dBuV/m	Matched Signal dBm	Antenna Gain dB	Cable Factor dB	ERP Total dB	Attn dB	Min Attn dB
3870.0	H	63.7	-34.9	5.6	3.6	-32.9	52.9	33.0
3870.0	V	67.8	-28.8	5.6	3.6	-26.8	46.8	33.0
5805.0	H	64.5	-31.0	6.7	4.4	-28.7	48.7	33.0
5805.0	V	72.0	-21.5	6.7	4.4	-19.2	39.2	33.0
7740.0	H	60.4	-26.1	7.3	6.1	-24.9	44.9	33.0
7740.0	V	65.8	-23.3	7.3	6.1	-22.1	42.1	33.0
9675.0	H	57.0	-31.3	8.1	6.3	-29.5	49.5	33.0
9675.0	V	59.1	-29.3	8.1	6.3	-27.5	47.5	33.0
11610.0	H	46.1	-32.8	8.0	7.1	-31.9	51.9	33.0
11610.0	V	50.0	-29.4	8.0	7.1	-28.5	48.5	33.0
13545.0	H	42.8	-37.6	8.5	7.7	-36.8	56.8	33.0
13545.0	V	45.6	-35.1	8.5	7.7	-34.3	54.3	33.0
15480.0	H	43.0	-33.0	7.0	8.2	-34.2	54.2	33.0
15480.0	V	44.4	-34.1	7.0	8.2	-35.3	55.3	33.0
17415.0	H	41.9	-31.7	8.2	8.5	-32.0	52.0	33.0
17415.0	V	42.1	-33.4	8.2	8.5	-33.7	53.7	33.0
19350.0	H	44.1	-23.8	8.9	8.8	-23.7	43.7	33.0
19350.0	V	44.5	-25.3	8.9	8.8	-25.2	45.2	33.0
6262.7	H	51.2	-43.4	6.8	4.7	-41.3	61.3	33.0
6262.7	V	60.3	-31.9	6.8	4.7	-29.8	49.8	33.0
1477.0	V	48.3	-25.9	5.9	2.1	-22.1	42.1	33.0

V - Vertical

H - Horizontal

Checked By : _____
Mark E. Longinotti

Manufacturer : TRL Technology
Model : BDA 1900-1
Serial No. : 1001
Specification : FCC-24 Spurious Radiated Emissions
Date : January 13, 2004
Notes : TDMA @ 1955MHz
: Test Distance is 3 meters

Freq. MHz	Ant Pol	Meter Reading dBuV/m	Matched Signal dBm	Antenna Gain dB	Cable Factor dB	ERP Total dB	Attn dB	Min Attn dB
3910.0	H	63.3	-35.5	5.6	3.6	-33.5	53.5	33.0
3910.0	V	70.4	-26.3	5.6	3.6	-24.3	44.3	33.0
5865.0	H	63.8	-31.1	6.7	4.5	-28.9	48.9	33.0
5865.0	V	72.5	-21.9	6.7	4.5	-19.7	39.7	33.0
7820.0	H	58.6	-31.9	7.4	6.1	-30.6	50.6	33.0
7820.0	V	64.5	-23.0	7.4	6.1	-21.7	41.7	33.0
9775.0	H	55.4	-31.4	8.1	6.3	-29.6	49.6	33.0
9775.0	V	64.6	-22.8	8.1	6.3	-21.0	41.0	33.0
11730.0	H	48.3	-30.9	8.1	7.1	-29.9	49.9	33.0
11730.0	V	52.6	-28.1	8.1	7.1	-27.1	47.1	33.0
13685.0	H	44.1	-34.5	8.4	7.7	-33.8	53.8	33.0
13685.0	V	43.9	-34.9	8.4	7.7	-34.2	54.2	33.0
15640.0	H	43.1	-31.8	7.2	8.3	-32.9	52.9	33.0
15640.0	V	43.1	-33.2	7.2	8.3	-34.3	54.3	33.0
17595.0	H	42.0	-30.9	8.3	8.6	-31.2	51.2	33.0
17595.0	V	42.0	-33.4	8.3	8.6	-33.7	53.7	33.0
19550.0	H	44.5	-23.0	8.9	8.9	-23.0	43.0	33.0
19550.0	V	44.5	-25.1	8.9	8.9	-25.1	45.1	33.0

V - Vertical

H - Horizontal

Checked By : _____
Mark E. Longinotti

Manufacturer : TRL Technology
Model : BDA 1900-1
Serial No. : 1001
Specification : FCC-24 Spurious Radiated Emissions
Date : January 13, 2004
Notes : CDMA @ 1955MHz
: Test Distance is 3 meters

Freq. MHz	Ant Pol	Meter Reading dBuV/m	Matched Signal dBm	Antenna Gain dB	Cable Factor dB	ERP Total dB	Attn dB	Min Attn dB
3910.0	H	62.7	-33.6	5.6	3.6	-31.6	51.6	33.0
3910.0	V	70.5	-26.2	5.6	3.6	-24.2	44.2	33.0
5865.0	H	68.5	-26.6	6.7	4.5	-24.4	44.4	33.0
5865.0	V	74.6	-19.8	6.7	4.5	-17.6	37.6	33.0
7820.0	H	58.4	-32.1	7.4	6.1	-30.8	50.8	33.0
7820.0	V	65.6	-21.9	7.4	6.1	-20.6	40.6	33.0
9775.0	H	56.7	-29.9	8.1	6.3	-28.1	48.1	33.0
9775.0	V	66.0	-21.3	8.1	6.3	-19.5	39.5	33.0
11730.0	H	49.9	-28.7	8.1	7.1	-27.7	47.7	33.0
11730.0	V	53.7	-27.1	8.1	7.1	-26.1	46.1	33.0
13685.0	H	41.9	-34.5	8.4	7.7	-33.8	53.8	33.0
13685.0	V	47.8	-34.9	8.4	7.7	-34.2	54.2	33.0
15640.0	H	42.9	-31.8	7.2	8.3	-32.9	52.9	33.0
15640.0	V	42.9	-33.2	7.2	8.3	-34.3	54.3	33.0
17595.0	H	42.1	-30.9	8.3	8.6	-31.2	51.2	33.0
17595.0	V	42.1	-33.4	8.3	8.6	-33.7	53.7	33.0
19550.0	H	44.3	-23.0	8.9	8.9	-23.0	43.0	33.0
19550.0	V	44.3	-25.1	8.9	8.9	-25.1	45.1	33.0

V - Vertical

H - Horizontal

Checked By : _____
Mark E. Longinotti

Manufacturer : TRL Technology
Model : BDA 1900-1
Serial No. : 1001
Specification : FCC-24 Spurious Radiated Emissions
Date : January 13, 2004
Notes : GSM @ 1955MHz
: Test Distance is 3 meters

Freq. MHz	Ant Pol	Meter Reading dBuV/m	Matched Signal dBm	Antenna Gain dB	Cable Factor dB	ERP Total dB	Attn dB	Min Attn dB
3910.0	H	61.1	-35.1	5.6	3.6	-33.1	53.1	33.0
3910.0	V	68.9	-27.8	5.6	3.6	-25.8	45.8	33.0
5865.0	H	66.0	-29.0	6.7	4.5	-26.8	46.8	33.0
5865.0	V	74.8	-19.6	6.7	4.5	-17.4	37.4	33.0
7820.0	H	56.6	-33.9	7.4	6.1	-32.6	52.6	33.0
7820.0	V	65.0	-22.4	7.4	6.1	-21.1	41.1	33.0
9775.0	H	53.9	-32.9	8.1	6.3	-31.1	51.1	33.0
9775.0	V	60.4	-26.7	8.1	6.3	-24.9	44.9	33.0
11730.0	H	43.6	-36.1	8.1	7.1	-35.1	55.1	33.0
11730.0	V	48.4	-32.4	8.1	7.1	-31.4	51.4	33.0
13685.0	H	41.6	-34.5	8.4	7.7	-33.8	53.8	33.0
13685.0	V	46.8	-34.9	8.4	7.7	-34.2	54.2	33.0
15640.0	H	43.6	-31.8	7.2	8.3	-32.9	52.9	33.0
15640.0	V	43.6	-33.2	7.2	8.3	-34.3	54.3	33.0
17595.0	H	41.8	-30.9	8.3	8.6	-31.2	51.2	33.0
17595.0	V	41.8	-33.4	8.3	8.6	-33.7	53.7	33.0
19550.0	H	44.1	-23.0	8.9	8.9	-23.0	43.0	33.0
19550.0	V	44.1	-25.1	8.9	8.9	-25.1	45.1	33.0

V - Vertical

H - Horizontal

Checked By : _____
Mark E. Longinotti

Manufacturer : TRL Technology
Model : BDA 1900-1
Serial No. : 1001
Specification : FCC-24 Spurious Radiated Emissions
Date : January 14, 2004
Notes : TDMA @ 1985MHz
: Test Distance is 3 meters

Freq. MHz	Ant Pol	Meter Reading dBuV/m	Matched Signal dBm	Antenna Gain dB	Cable Factor dB	ERP Total dB	Attn dB	Min Attn dB
3970.0	H	62.5	-36.3	5.6	3.6	-34.3	54.3	33.0
3970.0	V	65.7	-35.6	5.6	3.6	-33.6	53.6	33.0
5955.0	H	62.6	-33.3	6.7	4.5	-31.1	51.1	33.0
5955.0	V	74.1	-19.9	6.7	4.5	-17.7	37.7	33.0
7940.0	H	63.1	-29.5	7.4	6.2	-28.3	48.3	33.0
7940.0	V	66.6	-21.7	7.4	6.2	-20.5	40.5	33.0
9925.0	H	57.7	-25.9	8.1	6.3	-24.1	44.1	33.0
9925.0	V	58.3	-25.5	8.1	6.3	-23.7	43.7	33.0
11910.0	H	41.1	-28.4	8.1	7.2	-27.5	47.5	33.0
11910.0	V	47.2	-34.7	8.1	7.2	-33.8	53.8	33.0
13895.0	H	42.0	-36.6	8.4	7.8	-36.0	56.0	33.0
13895.0	V	43.5	-37.3	8.4	7.8	-36.7	56.7	33.0
15880.0	H	42.1	-31.7	7.3	8.4	-32.8	52.8	33.0
15880.0	V	41.8	-34.2	7.3	8.4	-35.3	55.3	33.0
17865.0	H	42.3	-30.4	8.4	8.9	-30.9	50.9	33.0
17865.0	V	42.8	-32.0	8.4	8.9	-32.5	52.5	33.0
19850.0	H	43.6	-23.0	9.0	9.0	-23.0	43.0	33.0
19850.0	V	43.4	-25.0	9.0	9.0	-25.0	45.0	33.0

V - Vertical

H - Horizontal

Checked By : _____
Mark E. Longinotti

Manufacturer : TRL Technology
Model : BDA 1900-1
Serial No. : 1001
Specification : FCC-24 Spurious Radiated Emissions
Date : January 14, 2004
Notes : CDMA @ 1985MHz
: Test Distance is 3 meters

Freq. MHz	Ant Pol	Meter Reading dBuV/m	Matched Signal dBm	Antenna Gain dB	Cable Factor dB	ERP Total dB	Attn dB	Min Attn dB
3970.0	H	62.7	-36.5	5.6	3.6	-34.5	54.5	33.0
3970.0	V	67.8	-30.2	5.6	3.6	-28.2	48.2	33.0
5955.0	H	69.1	-26.9	6.7	4.5	-24.7	44.7	33.0
5955.0	V	74.6	-19.4	6.7	4.5	-17.2	37.2	33.0
7940.0	H	62.5	-29.7	7.4	6.2	-28.5	48.5	33.0
7940.0	V	68.2	-20.3	7.4	6.2	-19.1	39.1	33.0
9925.0	H	60.7	-23.2	8.1	6.3	-21.4	41.4	33.0
9925.0	V	67.5	-16.1	8.1	6.3	-14.3	34.3	33.0
11910.0	H	45.0	-34.0	8.1	7.2	-33.1	53.1	33.0
11910.0	V	55.7	-25.2	8.1	7.2	-24.3	44.3	33.0
13895.0	H	42.6	-36.6	8.4	7.8	-36.0	56.0	33.0
13895.0	V	42.6	-38.3	8.4	7.8	-37.7	57.7	33.0
15880.0	H	42.6	-31.7	7.3	8.4	-32.8	52.8	33.0
15880.0	V	42.6	-33.1	7.3	8.4	-34.2	54.2	33.0
17865.0	H	43.8	-30.4	8.4	8.9	-30.9	50.9	33.0
17865.0	V	43.1	-31.2	8.4	8.9	-31.7	51.7	33.0
19850.0	H	43.9	-23.0	9.0	9.0	-23.0	43.0	33.0
19850.0	V	43.4	-25.0	9.0	9.0	-25.0	45.0	33.0

V - Vertical

H - Horizontal

Checked By : _____
Mark E. Longinotti

Manufacturer : TRL Technology
Model : BDA 1900-1
Serial No. : 1001
Specification : FCC-24 Spurious Radiated Emissions
Date : January 14, 2004
Notes : GSM @ 1985MHz
: Test Distance is 3 meters

Freq. MHz	Ant Pol	Meter Reading dBuV/m	Matched Signal dBm	Antenna Gain dB	Cable Factor dB	ERP Total dB	Attn dB	Min Attn dB
3970.0	H	63.2	-35.7	5.6	3.6	-33.7	53.7	33.0
3970.0	V	64.3	-33.7	5.6	3.6	-31.7	51.7	33.0
5955.0	H	67.9	-28.0	6.7	4.5	-25.8	45.8	33.0
5955.0	V	73.3	-20.4	6.7	4.5	-18.2	38.2	33.0
7940.0	H	59.7	-33.0	7.4	6.2	-31.8	51.8	33.0
7940.0	V	66.8	-21.6	7.4	6.2	-20.4	40.4	33.0
9925.0	H	51.4	-32.5	8.1	6.3	-30.7	50.7	33.0
9925.0	V	61.6	-22.0	8.1	6.3	-20.2	40.2	33.0
11910.0	H	42.1	-36.9	8.1	7.2	-36.0	56.0	33.0
11910.0	V	45.8	-36.4	8.1	7.2	-35.5	55.5	33.0
13895.0	H	43.0	-36.6	8.4	7.8	-36.0	56.0	33.0
13895.0	V	43.2	-37.5	8.4	7.8	-36.9	56.9	33.0
15880.0	H	42.9	-31.7	7.3	8.4	-32.8	52.8	33.0
15880.0	V	42.9	-32.6	7.3	8.4	-33.7	53.7	33.0
17865.0	H	42.2	-30.4	8.4	8.9	-30.9	50.9	33.0
17865.0	V	43.1	-31.2	8.4	8.9	-31.7	51.7	33.0
19850.0	H	43.4	-23.0	9.0	9.0	-23.0	43.0	33.0
19850.0	V	43.5	-25.0	9.0	9.0	-25.0	45.0	33.0

V - Vertical

H - Horizontal

Checked By : _____
Mark E. Longinotti

Manufacturer : TRL Technology

Model : BDA 1900-1
Serial No. : 1001
Specification : FCC-24 Frequency Stability
Date : January 27, 2004
Notes : Input Signal to the test item was unmodulated (CW)

Input Frequency MHz	Temperature °C	Output Frequency MHz
Uplink		
1875.00	-30	1,875.000,152
1875.00	-20	1,875.008,635
1875.00	-10	1,875.007,980
1875.00	0	1,875.000,123
1875.00	10	1,875.000,114
1875.00	20	1,875.000,101
1875.00	30	1,875.000,083
1875.00	40	1,875.000,090
1875.00	50	1,875.000,102
Downlink		
1955.00	-30	1,955.000,112
1955.00	-20	1,955.000,043
1955.00	-10	1,955.000,132
1955.00	0	1,955.000,129
1955.00	10	1,955.000,118
1955.00	20	1,955.000,107
1955.00	30	1,955.000,087
1955.00	40	1,955.000,093
1955.00	50	1,955.000,108

Checked By:_____
Mark E. Longinotti

Manufacturer : TRL Technology
Model : BDA 1900-1
Serial No. : 1001
Specification : FCC-24 Frequency Stability
Date : January 27, 2004
Notes : Input Signal to the test item was unmodulated (CW)

Input Frequency MHz	Input Supply Voltage Vrms	Percentage of Nominal Input Supply Voltage	Output Frequency MHz
Uplink			
1875.0	115.00	100%	1,875.000,070
1875.0	97.75	85%	1,875.000,069
1875.0	132.25	115%	1,875.000,068
Downlink			
1955.0	115.00	100%	1,955.000,063
1955.0	97.75	85%	1,955.000,066
1955.0	132.25	115%	1,955.000,070

Checked By:_____
Mark E. Longinotti