EUT Internal Photos

Model: ITS-GW01-A10-C002

Figure 15

Internal View (Removed Cover)



Figure 16

Internal View (Removed Internal Board)



Figure 17
Internal View (ZigBee Antenna)

Figure 18
Internal View (WLAN / BT Antenna View)



Figure 19
Internal View (Z-Wavve Antenna View)



Figure 20
Internal View



Figure 21
Internal View (Main Board / Front View)



Figure 22
Internal View (Main Board / Front View)



Figure 23
Internal View (LTE Module / Front View)



Figure 24
Internal View (LTE Module / Back View)



Figure 25
Internal View (WLAN / BT Combo Card)



Figure 26
Internal View (WLAN / BT Combo Card / Front View)



Figure 27
Internal View (WLAN / BT IC)



Figure 28
Internal View (WLAN / BT Combo Card / Back View)



Figure 29
Internal View (Z-Wave Chip)



Figure 30
Internal View (ZigBee Chip)



Figure 31
Internal View (CPU)



Figure 32
Internal View (Storage (SSD))

Figure 33
Internal View (Memory (RAM))



Model: ITS-GW01-A10-C001

Figure 34
Internal View (Removed Cover)



Figure 35
Internal View (Removed Internal Board)



Figure 36
Internal View



Figure 37
AC Adapter

Figure 38
AC Adapter (Top, Front & Side View)



Figure 39
AC Adapter (Bottom, Back & Side View)