Appendix Test Data

Report No.:	18220WC20144201	Test Sample No.:	1-2-2
Start Test Date:	2022.7.8	Finish Test Date:	2022.7.26
Test Engineer:	Tony.He	Auditor:	Edward.Pan
Temperature:	22.8℃	Relative Humidity:	54 %
Pressure:	1012 hPa		

Appendix A: 20dB Emission Bandwidth

Test Result

TestMode	Antenna	Channel	20db EBW[MHz]	FL[MHz]	FH[MHz]	Limit[MHz]	Verdict
DH5	Ant1	2402	1.017	2401.499	2402.516	---	PASS
		2441	1.026	2440.496	2441.522	---	PASS
		2480	1.029	2479.496	2480.525	---	PASS
2DH5	Ant1	2402	1.317	2401.349	2402.666	---	PASS
		2441	1.332	2440.343	2441.675	---	PASS
		2480	1.326	2479.346	2480.672	---	PASS
3DH5	Ant1	2402	1.293	2401.355	2402.648	---	PASS
		2441	1.269	2440.364	2441.633	---	PASS
		2480	1.299	2479.346	2480.645	---	PASS

Test Graphs

DH5_Ant1_2402

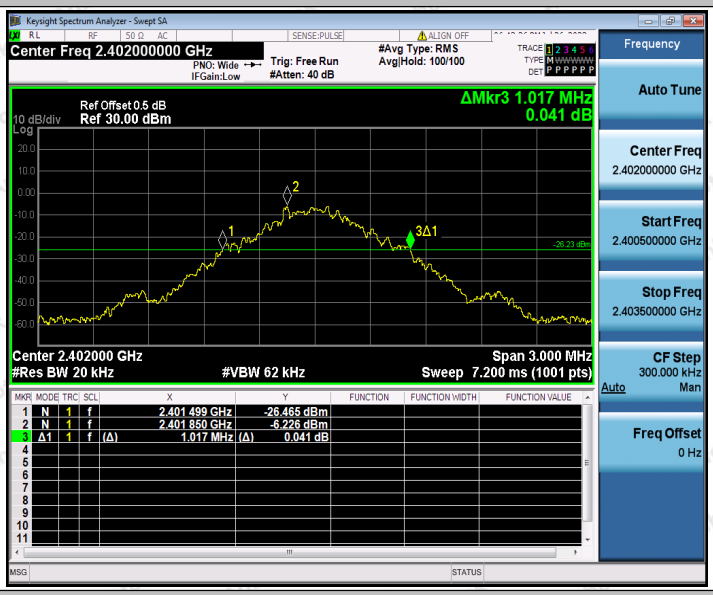

DH5_Ant1_2441

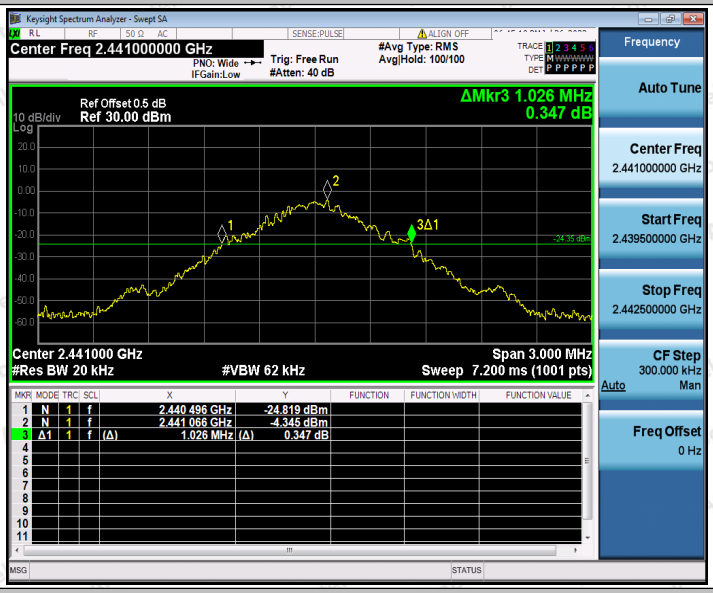

DH5_Ant1_2480

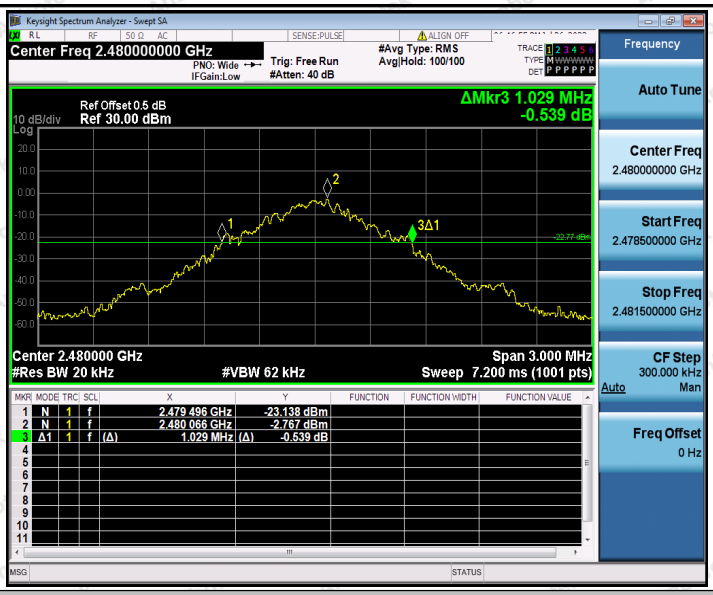

2DH5_Ant1_2402

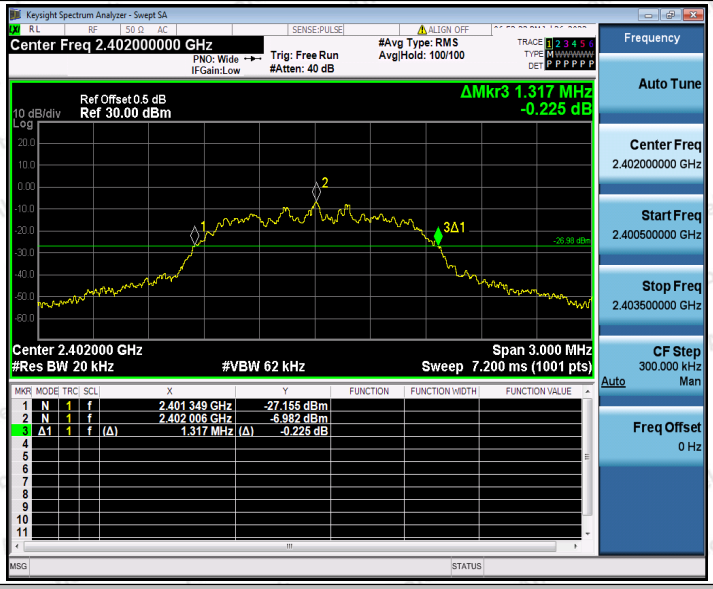

2DH5_Ant1_2441

2DH5_Ant1_2480

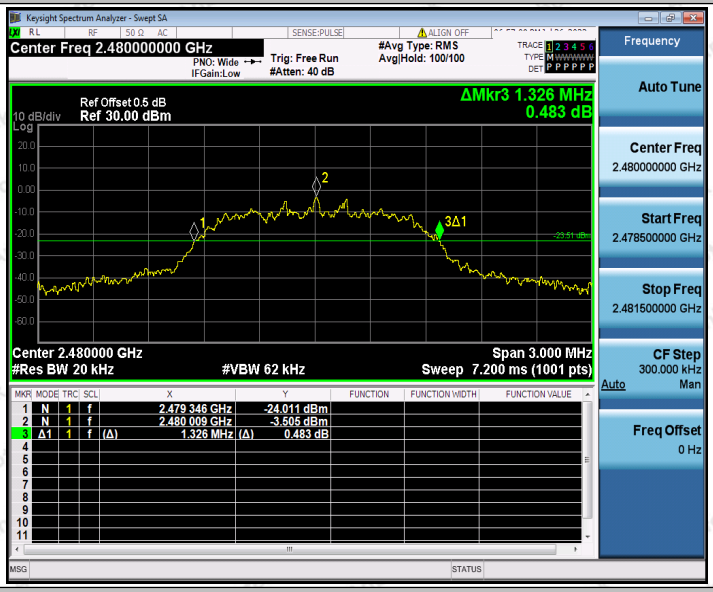

3DH5_Ant1_2402

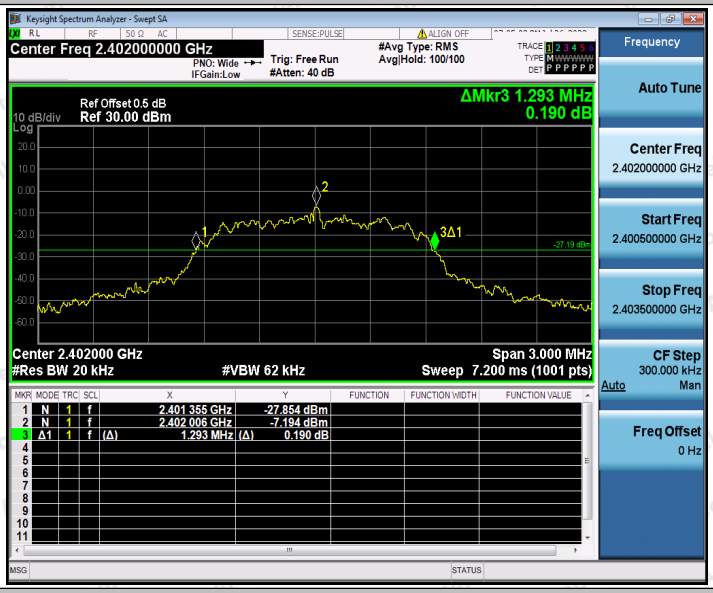

3DH5_Ant1_2441

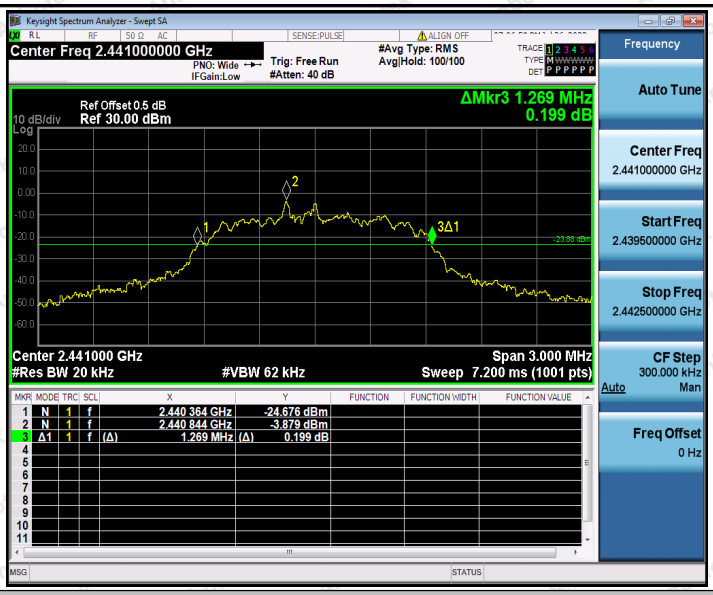

3DH5_Ant1_2480

Appendix B: Occupied Channel Bandwidth

Test Result

TestMode	Antenna	Channel	OCB [MHz]	FL[MHz]	FH[MHz]	Limit[MHz]	Verdict
DH5	Ant1	2402	0.93298	2401.534	2402.467	---	PASS
		2441	0.95025	2440.529	2441.479	---	PASS
		2480	0.95345	2479.524	2480.478	---	PASS
2DH5	Ant1	2402	1.1986	2401.410	2402.609	---	PASS
		2441	1.2146	2440.406	2441.620	---	PASS
		2480	1.2327	2479.396	2480.628	---	PASS
3DH5	Ant1	2402	1.2068	2401.399	2402.606	---	PASS
		2441	1.2069	2440.401	2441.608	---	PASS
		2480	1.2100	2479.396	2480.606	---	PASS

Test Graphs

DH5_Ant1_2402

DH5_Ant1_2441

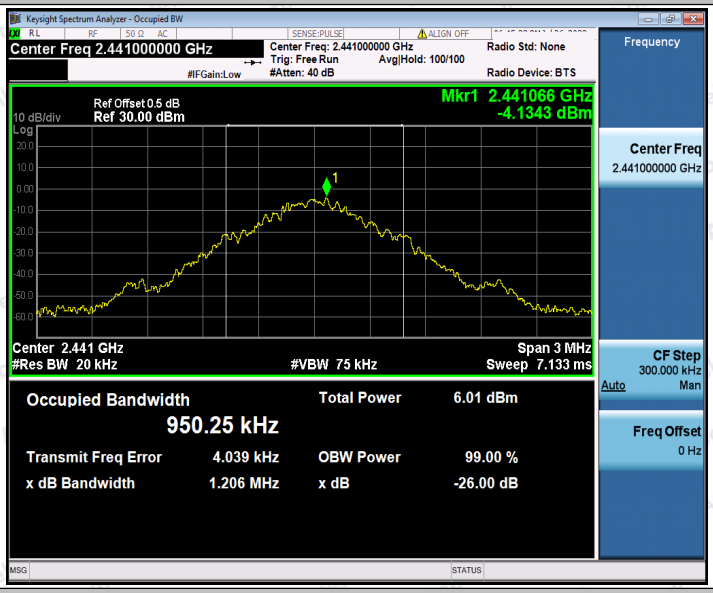

DH5_Ant1_2480

2DH5_Ant1_2402

2DH5_Ant1_2441

2DH5_Ant1_2480

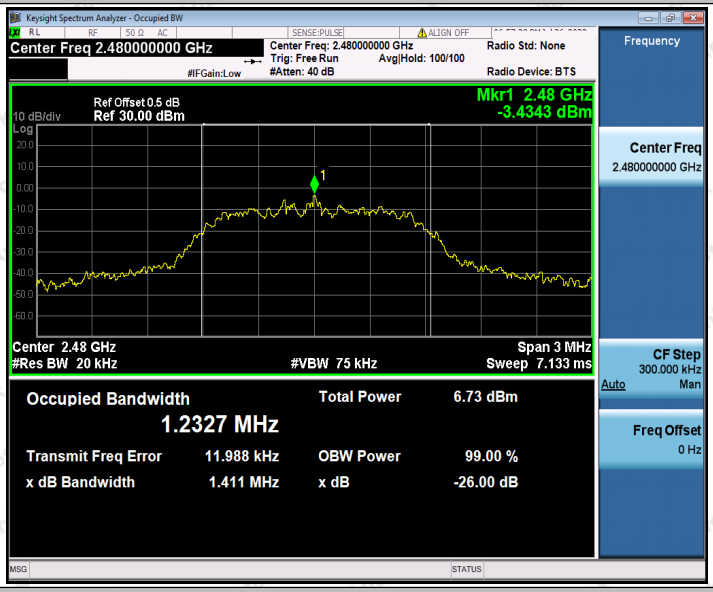

3DH5_Ant1_2402

3DH5_Ant1_2441

3DH5_Ant1_2480

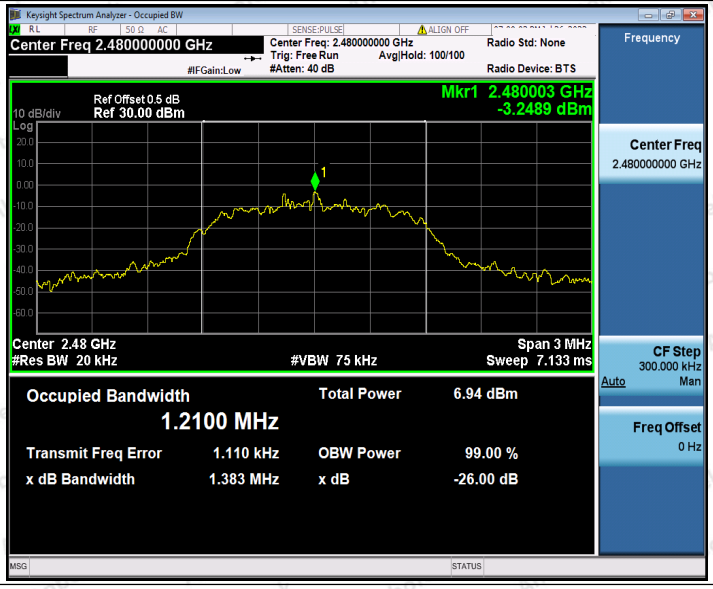

Appendix C: Maximum conducted output power

Test Result

TestMode	Antenna	Channel	Result[dBm]	Limit[dBm]	Verdict
DH5	Ant1	2402	-2.41	≤20.97	PASS
		2441	-0.6	≤20.97	PASS
		2480	0.72	≤20.97	PASS
2DH5	Ant1	2402	-1.59	≤20.97	PASS
		2441	0.17	≤20.97	PASS
		2480	1.32	≤20.97	PASS
3DH5	Ant1	2402	-1.25	≤20.97	PASS
		2441	0.49	≤20.97	PASS
		2480	1.69	≤20.97	PASS

Test Graphs

DH5_Ant1_2402

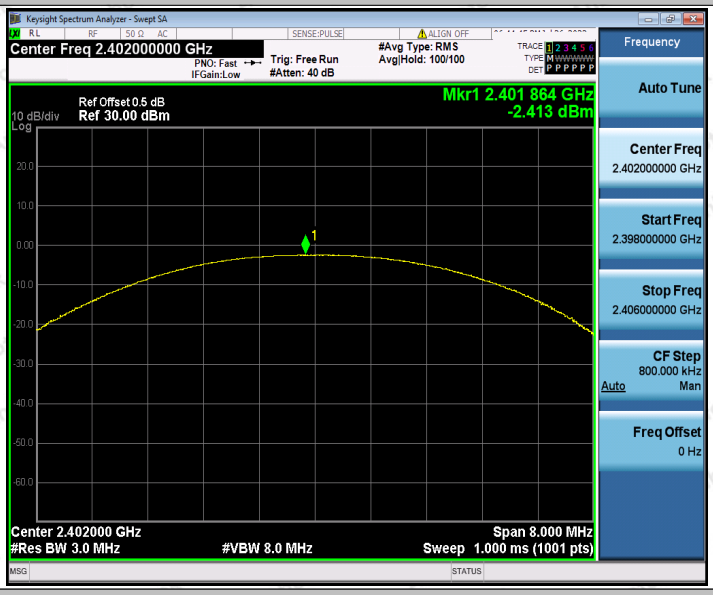

DH5_Ant1_2441

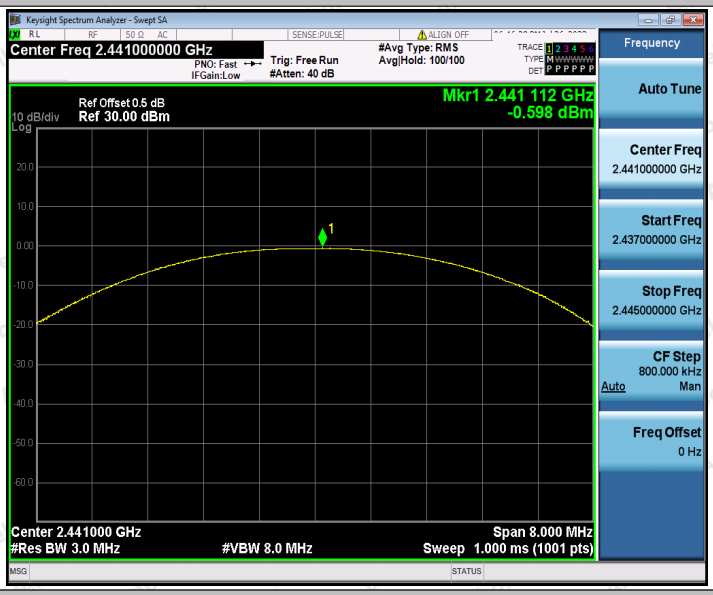

DH5_Ant1_2480

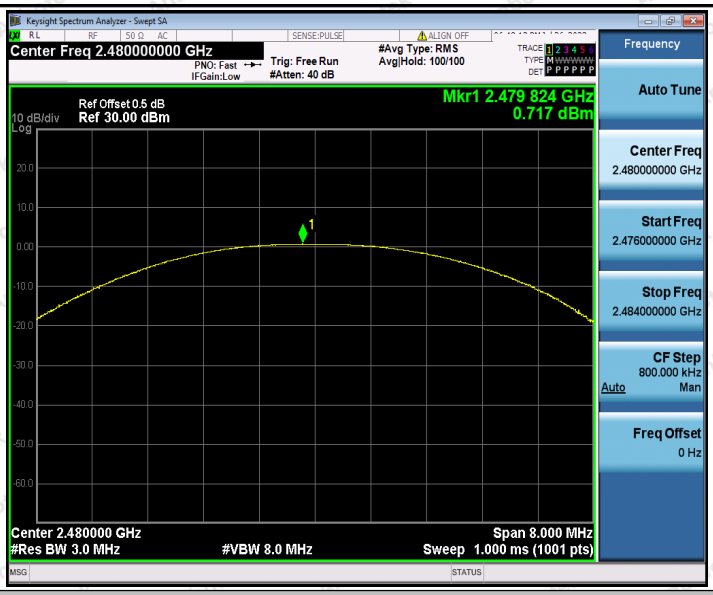

2DH5_Ant1_2402

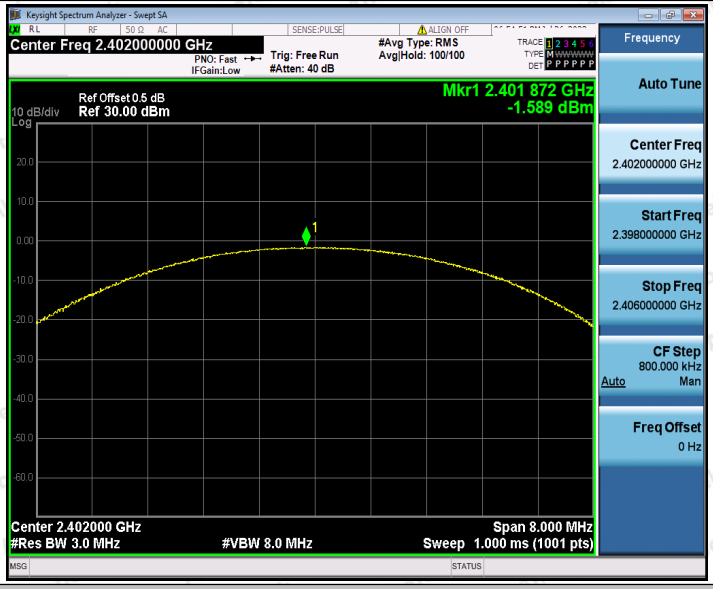

2DH5_Ant1_2441

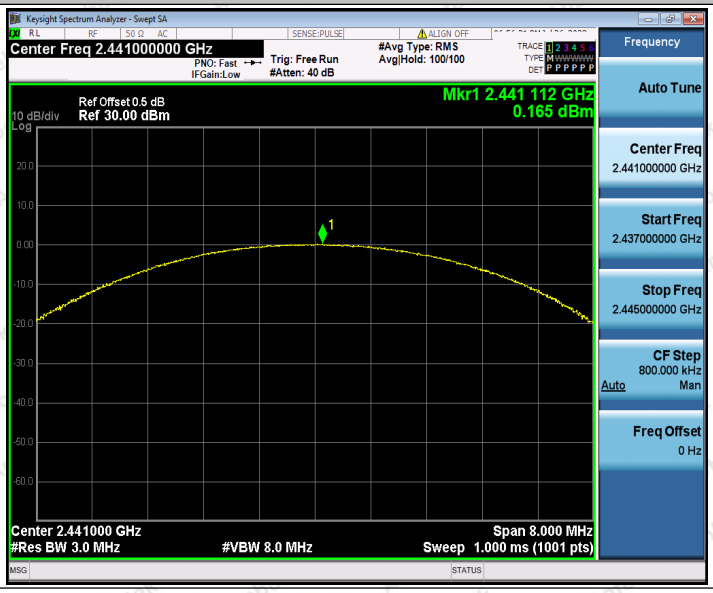

2DH5_Ant1_2480

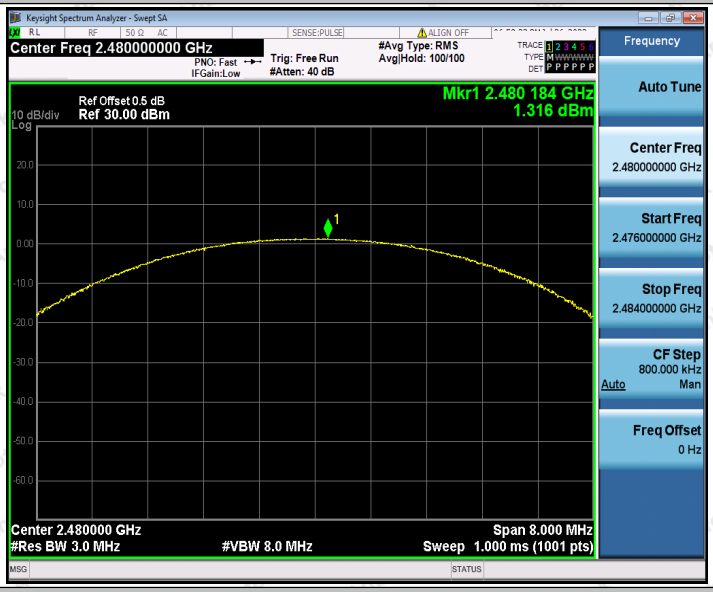

3DH5_Ant1_2402

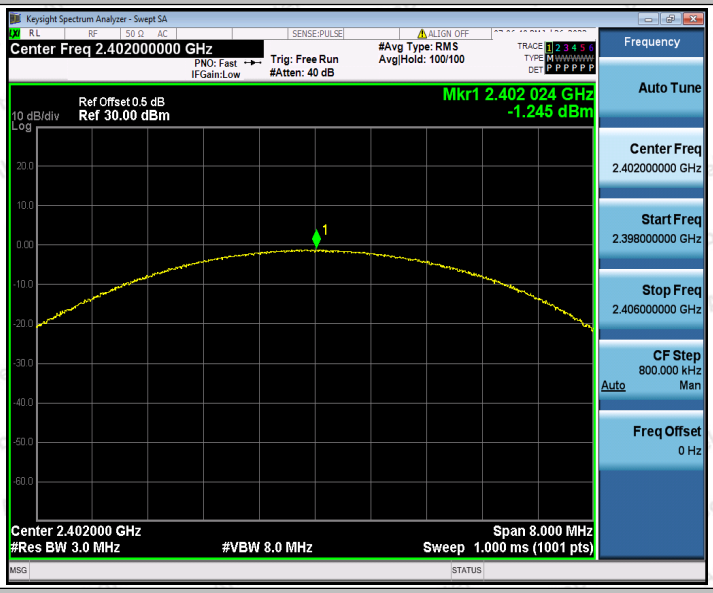

3DH5_Ant1_2441

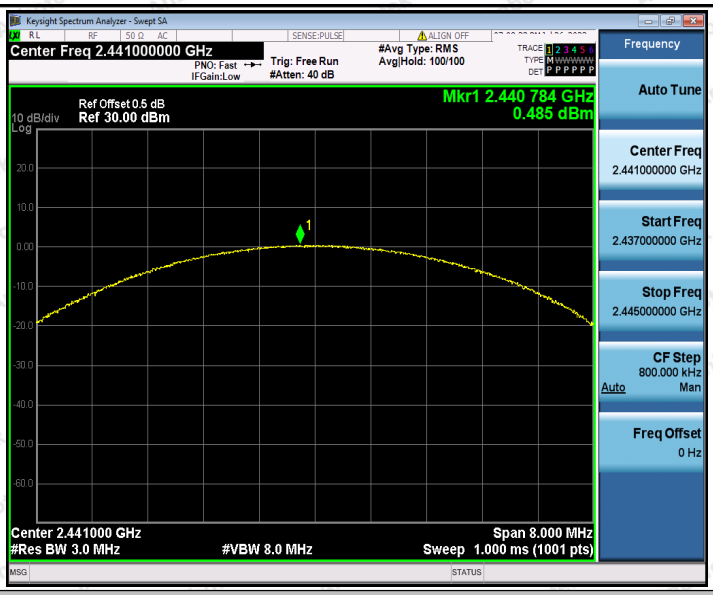

3DH5_Ant1_2480

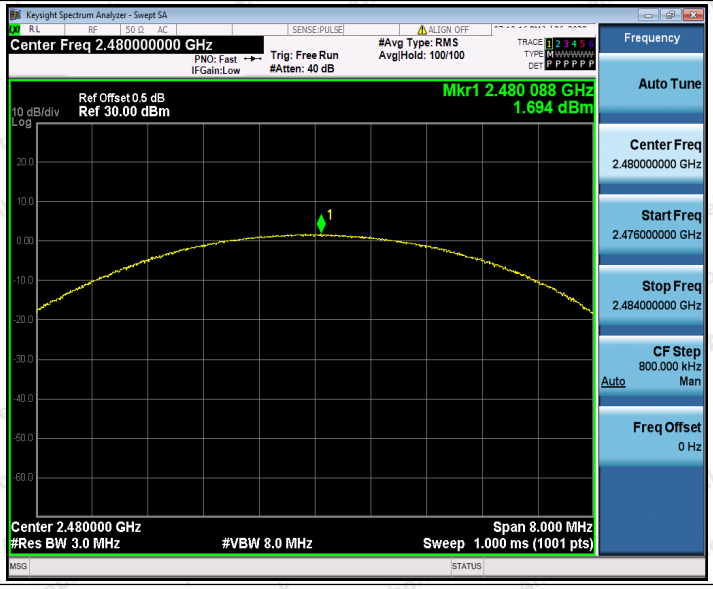

Appendix D: Carrier frequency separation

Test Result

TestMode	Antenna	Channel	Result[MHz]	Limit[MHz]	Verdict
DH5	Ant1	Hop	1.004	≥0.686	PASS
2DH5	Ant1	Hop	1.25	≥0.888	PASS
3DH5	Ant1	Hop	1.126	≥0.866	PASS

Test Graphs

DH5_Ant1_Hop

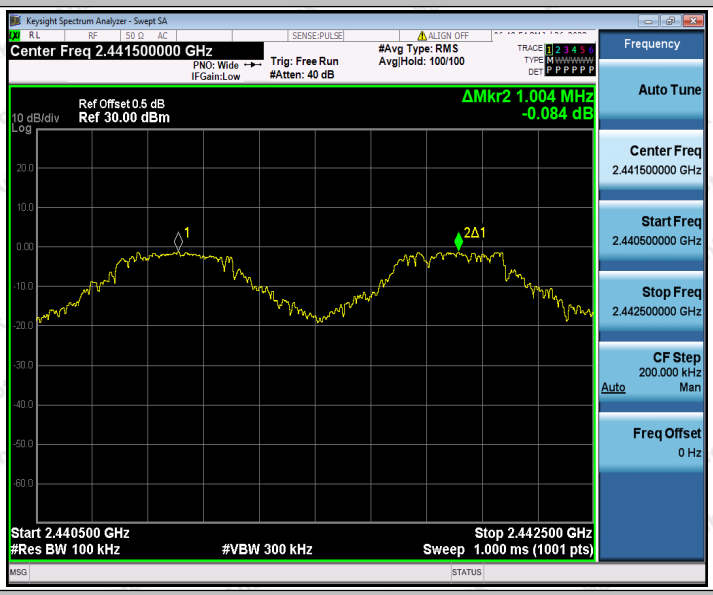

2DH5_Ant1_Hop

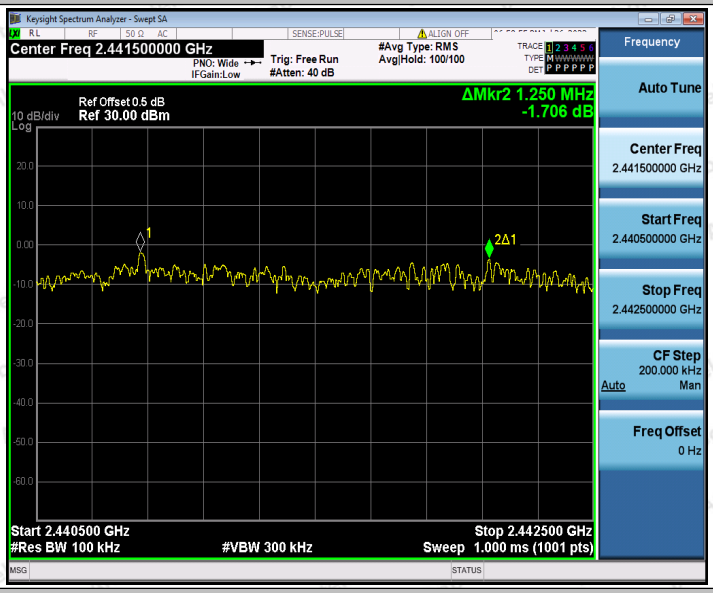

3DH5_Ant1_Hop

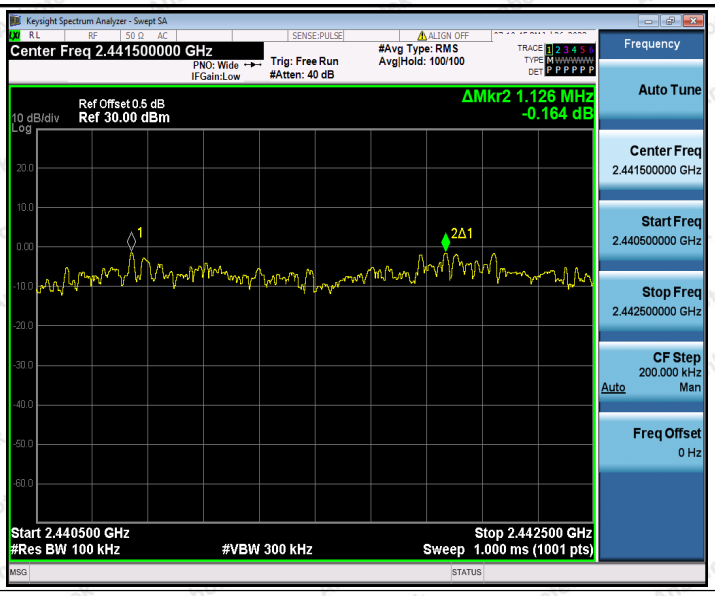
Keysight Spectrum Analyzer - Swept SA
Center Freq 2.441500000 GHz
PNO: Wide
IFGain:Low
Trig: Free Run
#Atten: 40 dB
#Avg Type: RMS
Avg|Hold: 100/100
Ref Offset 0.5 dB
10 dB/div
Ref 30.00 dBm
Log
ΔMkr2 1.126 MHz
-0.164 dB
Start 2.440500 GHz
#Res BW 100 kHz
#VBW 300 kHz
Stop 2.442500 GHz
Sweep 1.000 ms (1001 pts)
Frequency
Auto Tune
Center Freq
2.441500000 GHz
Start Freq
2.440500000 GHz
Stop Freq
2.442500000 GHz
CF Step
200.000 kHz
Auto
Man
Freq Offset
0 Hz

Appendix E: Time of occupancy

Test Result

TestMode	Antenna	Channel	BurstWidth [ms]	TotalHops [Num]	Result[s]	Limit[s]	Verdict
DH1	Ant1	Hop	0.37	318	0.119	≤0.4	PASS
DH3	Ant1	Hop	1.63	165	0.269	≤0.4	PASS
DH5	Ant1	Hop	2.88	108	0.311	≤0.4	PASS
2DH1	Ant1	Hop	0.38	316	0.121	≤0.4	PASS
2DH3	Ant1	Hop	1.64	162	0.265	≤0.4	PASS
2DH5	Ant1	Hop	2.88	103	0.297	≤0.4	PASS
3DH1	Ant1	Hop	0.39	315	0.121	≤0.4	PASS
3DH3	Ant1	Hop	1.64	149	0.244	≤0.4	PASS
3DH5	Ant1	Hop	2.89	108	0.312	≤0.4	PASS

Test Graphs

DH1_Ant1_Hop

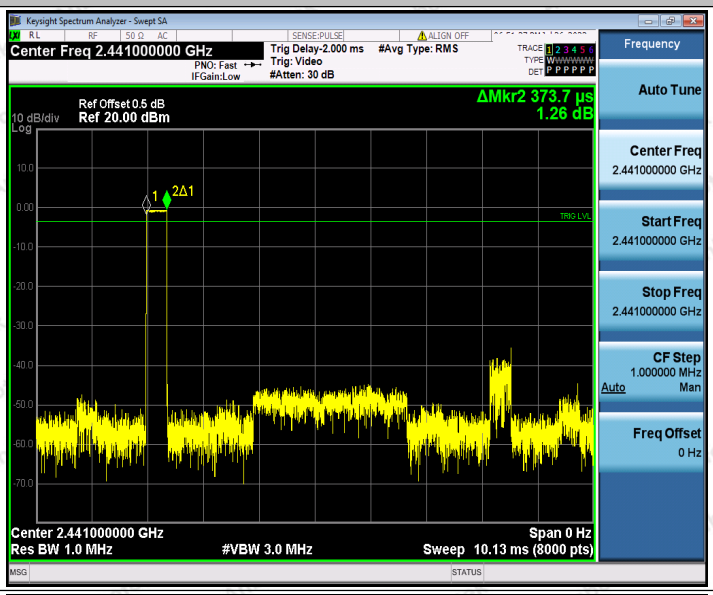

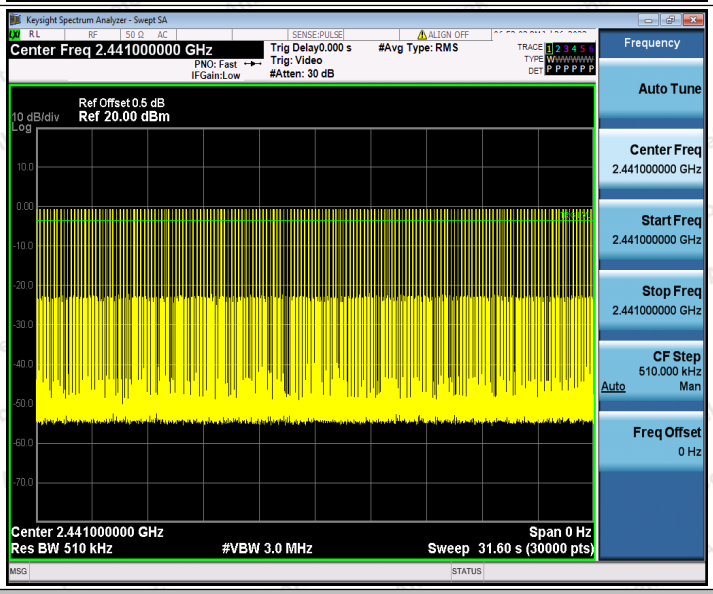

DH3_Ant1_Hop

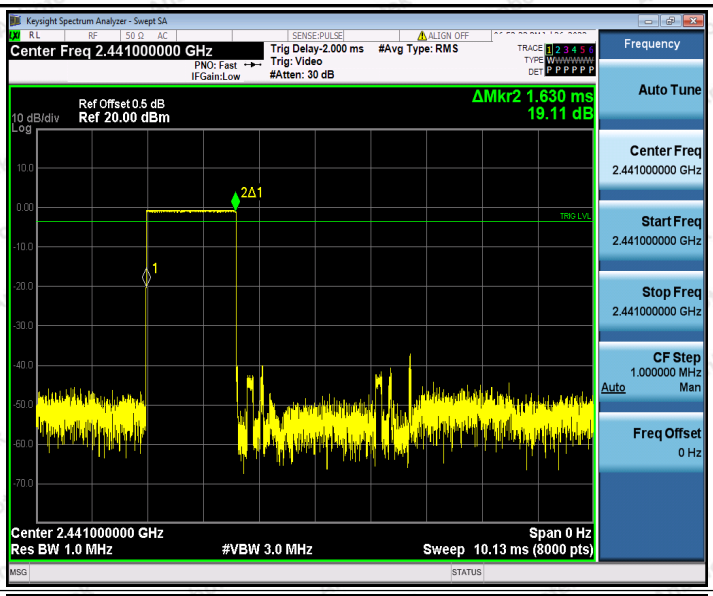
Keysight Spectrum Analyzer - Swept SA
Center Freq 2.441000000 GHz
Trig Delay-2.000 ms
#Avg Type: RMS
Trig: Video
#Atten: 30 dB
PNO: Fast
IFGain:Low
Ref Offset 0.5 dB
10 dB/div
Ref 20.00 dBm
ΔMkr2 1.630 ms
19.11 dB
Center 2.441000000 GHz
Span 0 Hz
Res BW 1.0 MHz
#VBW 3.0 MHz
Sweep 10.13 ms (8000 pts)
Frequency
Auto Tune
Center Freq
2.441000000 GHz
Start Freq
2.441000000 GHz
Stop Freq
2.441000000 GHz
CF Step
1.000000 MHz
Auto
Man
Freq Offset
0 Hz

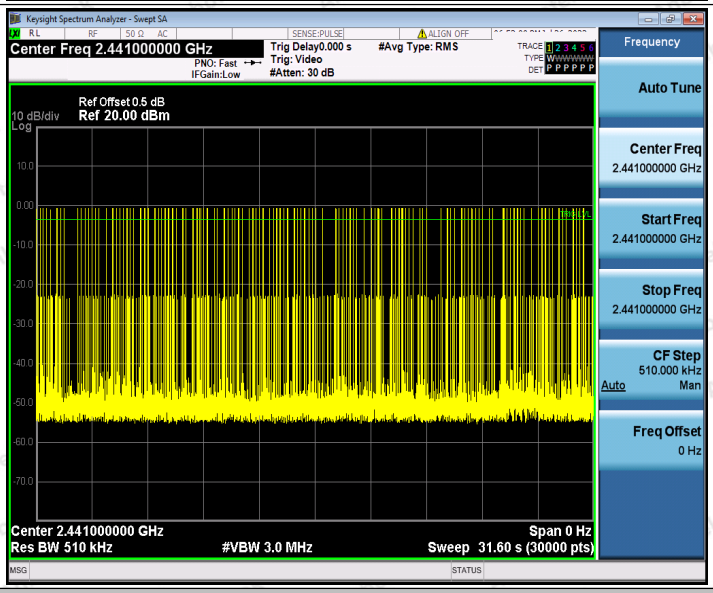
Keysight Spectrum Analyzer - Swept SA
Center Freq 2.441000000 GHz
Trig Delay0.000 s
#Avg Type: RMS
Trig: Video
#Atten: 30 dB
PNO: Fast
IFGain:Low
Ref Offset 0.5 dB
10 dB/div
Ref 20.00 dBm
Center 2.441000000 GHz
Span 0 Hz
Res BW 510 kHz
#VBW 3.0 MHz
Sweep 31.60 s (30000 pts)
Frequency
Auto Tune
Center Freq
2.441000000 GHz
Start Freq
2.441000000 GHz
Stop Freq
2.441000000 GHz
CF Step
510.000 kHz
Auto
Man
Freq Offset
0 Hz

DH5_Ant1_Hop

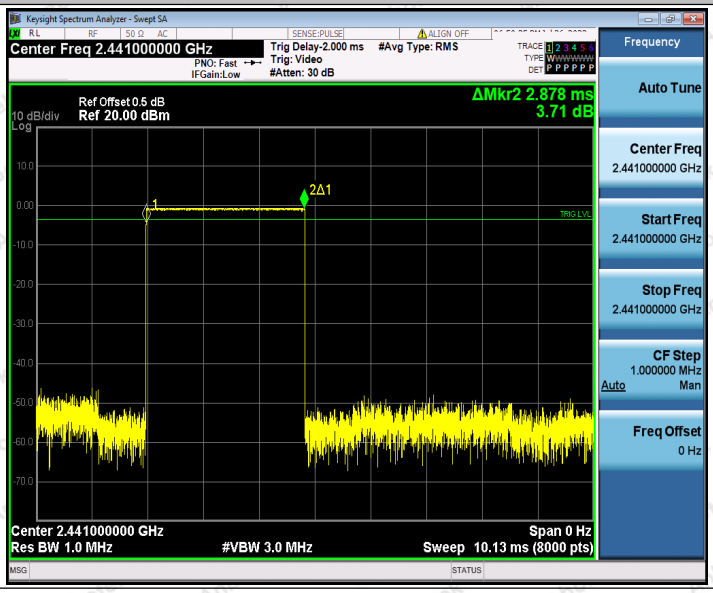
Keysight Spectrum Analyzer - Swept SA
Center Freq 2.441000000 GHz
Trig Delay-2.000 ms
#Avg Type: RMS
Trig: Video
#Atten: 30 dB
PNO: Fast
IFGain:Low
Ref Offset 0.5 dB
10 dB/div
Ref 20.00 dBm
ΔMkr2 2.878 ms
3.71 dB
Center 2.441000000 GHz
Span 0 Hz
Res BW 1.0 MHz
#VBW 3.0 MHz
Sweep 10.13 ms (8000 pts)
Frequency
Auto Tune
Center Freq
2.441000000 GHz
Start Freq
2.441000000 GHz
Stop Freq
2.441000000 GHz
CF Step
1.000000 MHz
Auto
Man
Freq Offset
0 Hz

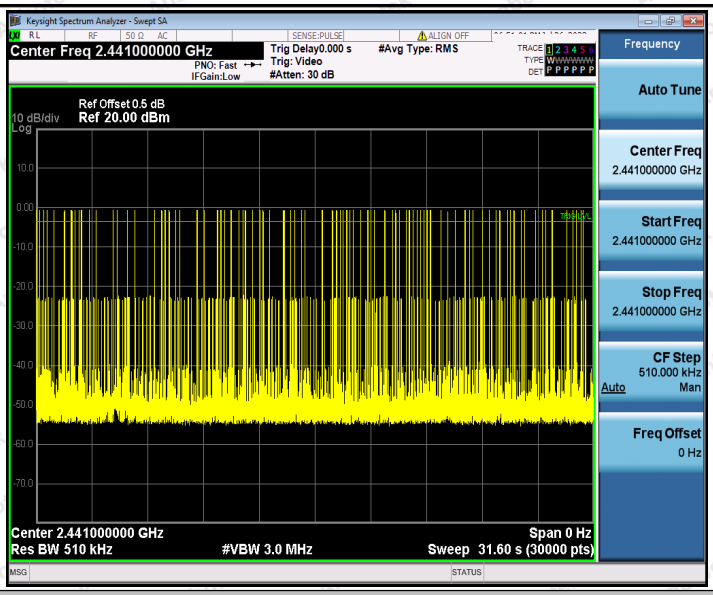

2DH1_Ant1_Hop

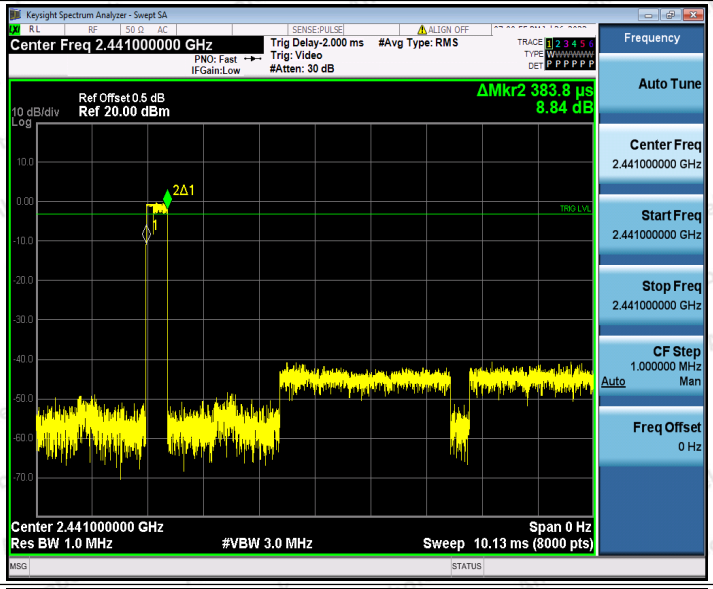

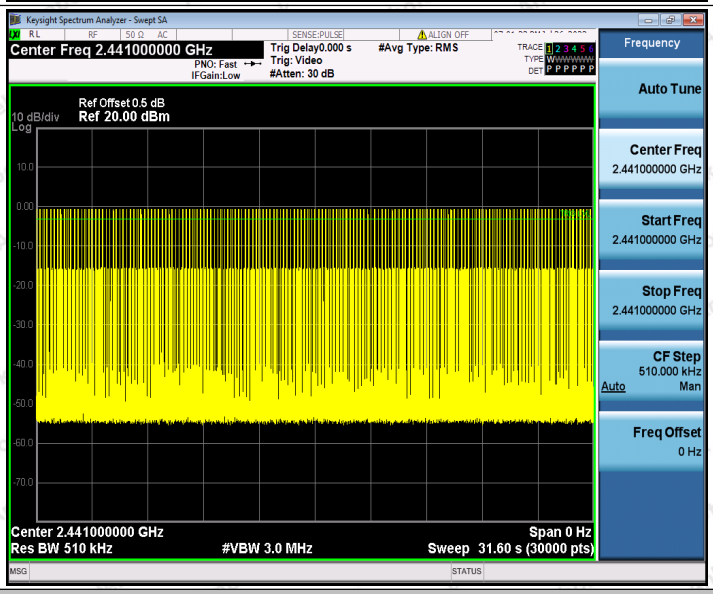

2DH3_Ant1_Hop

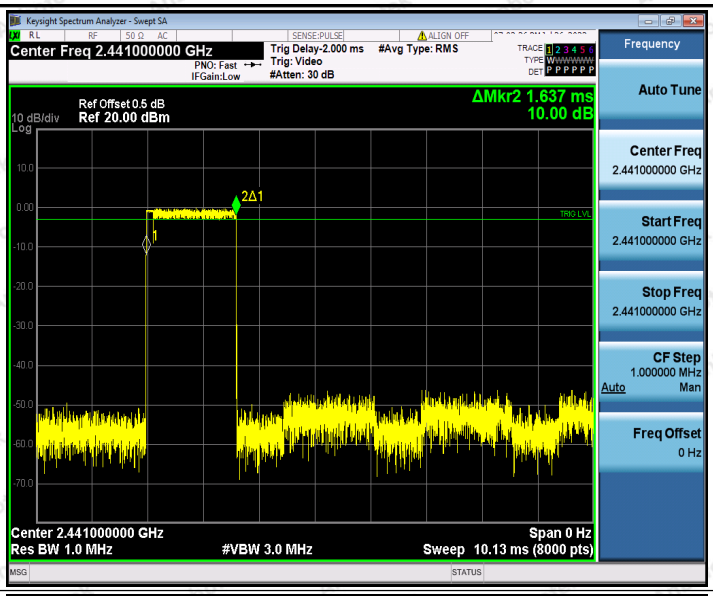

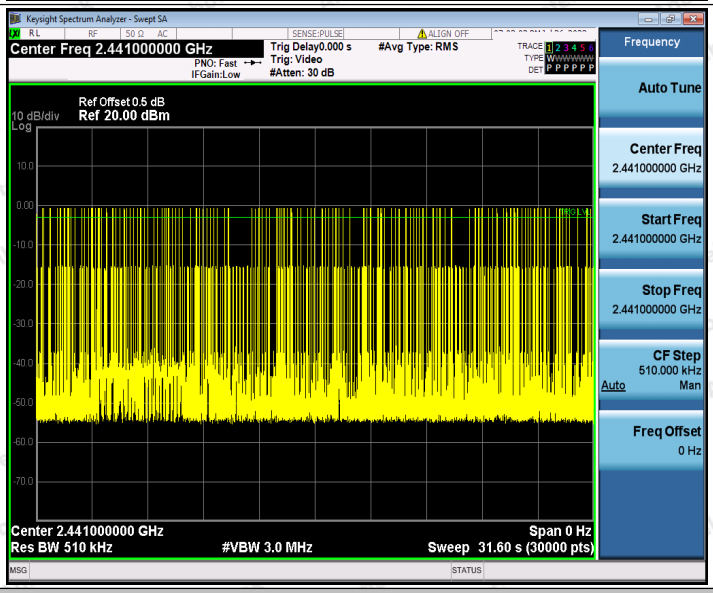

2DH5_Ant1_Hop

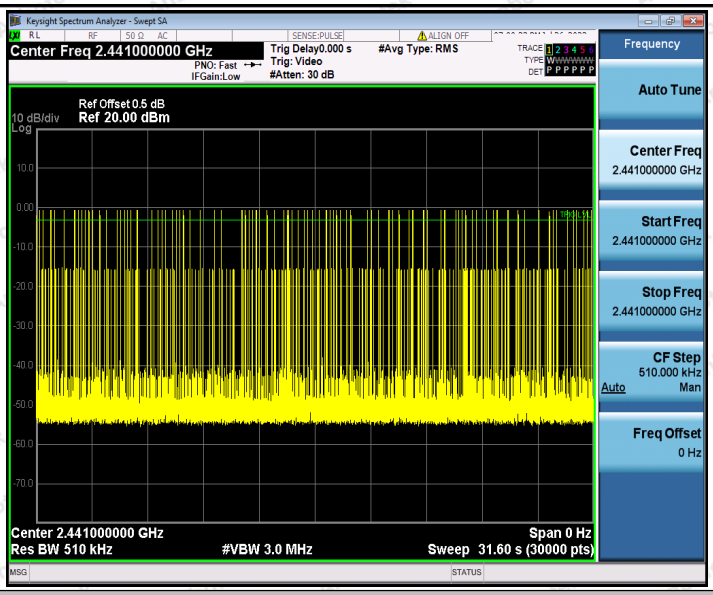

3DH1_Ant1_Hop

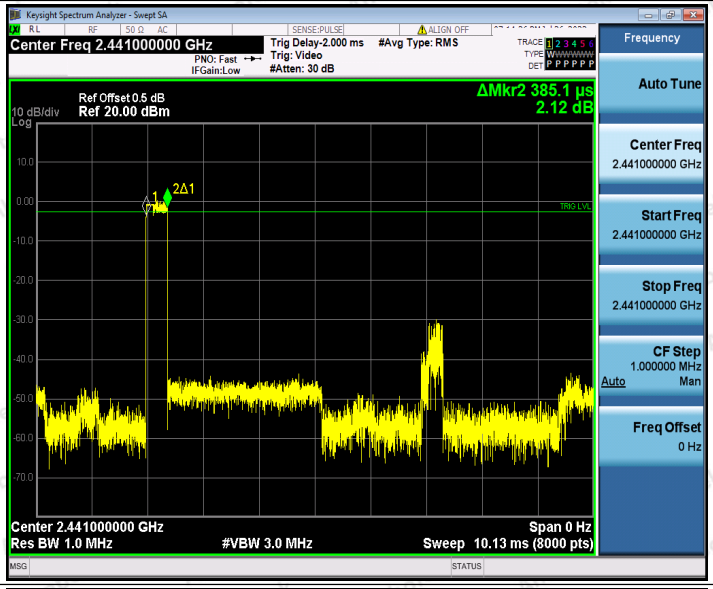

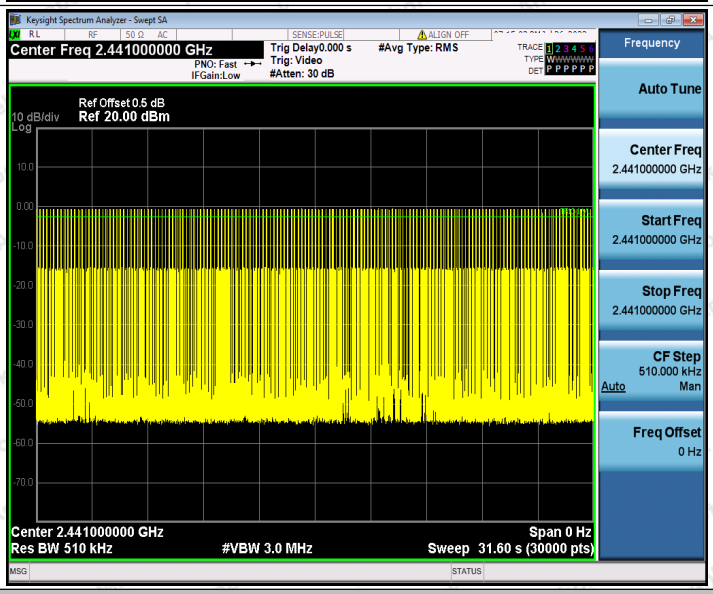

3DH3_Ant1_Hop

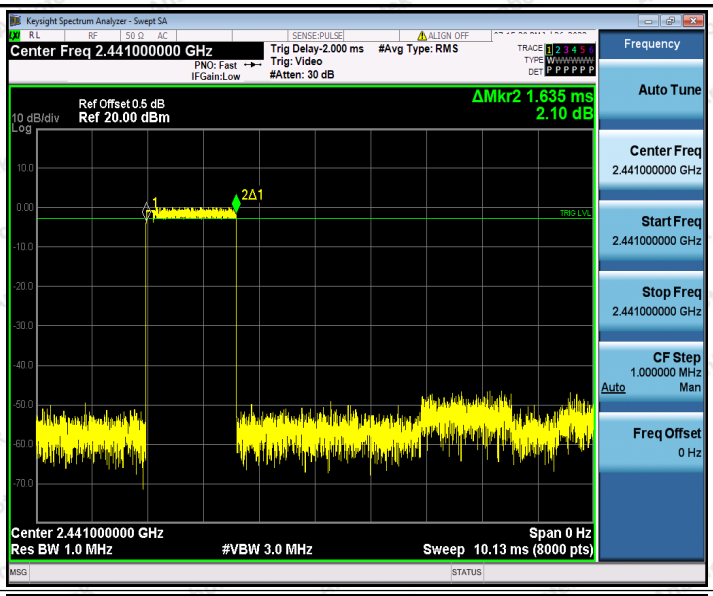

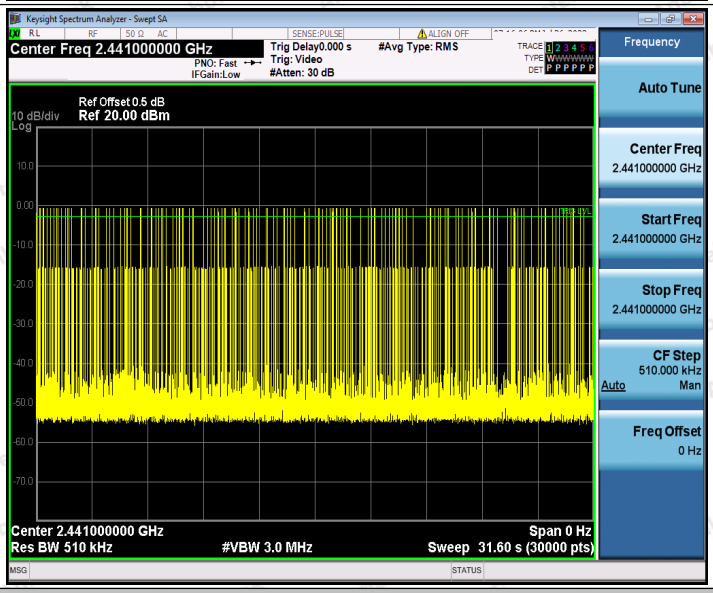

3DH5_Ant1_Hop

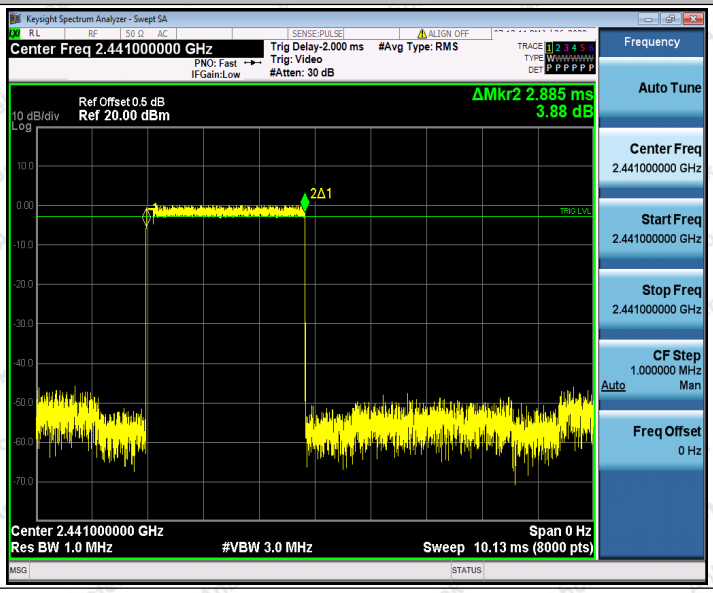

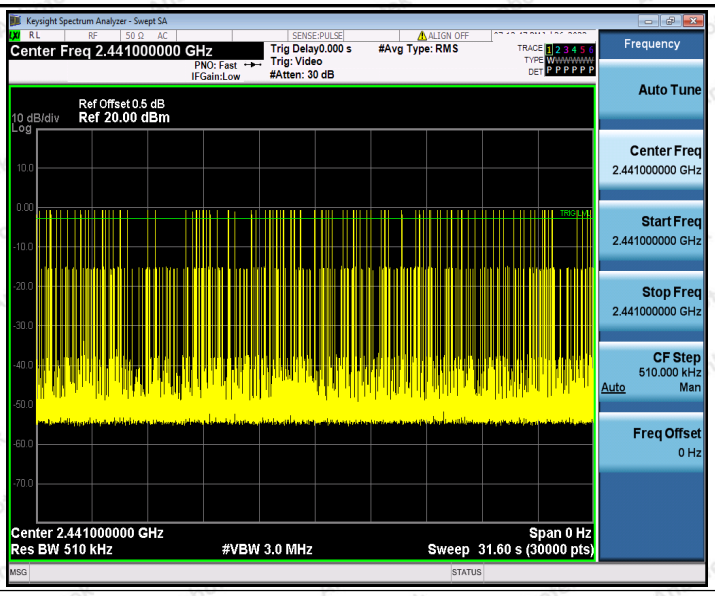
Keysight Spectrum Analyzer - Swept SA
Center Freq 2.441000000 GHz
PNO: Fast
IFGain:Low
Trig Delay0.000 s
Trig: Video
#Atten: 30 dB
#Avg Type: RMS
Frequency
Auto Tune
Center Freq
2.441000000 GHz
Start Freq
2.441000000 GHz
Stop Freq
2.441000000 GHz
CF Step
510.000 kHz
Auto
Man
Freq Offset
0 Hz
Ref Offset 0.5 dB
10 dB/div
Ref 20.00 dBm
Log
Center 2.441000000 GHz
Res BW 510 kHz
#VBW 3.0 MHz
Span 0 Hz
Sweep 31.60 s (30000 pts)

Appendix F: Number of hopping channels

Test Result

TestMode	Antenna	Channel	Result[Num]	Limit[Num]	Verdict
DH5	Ant1	Hop	79	≥15	PASS
2DH5	Ant1	Hop	79	≥15	PASS
3DH5	Ant1	Hop	79	≥15	PASS

Test Graphs

DH5_Ant1_Hop

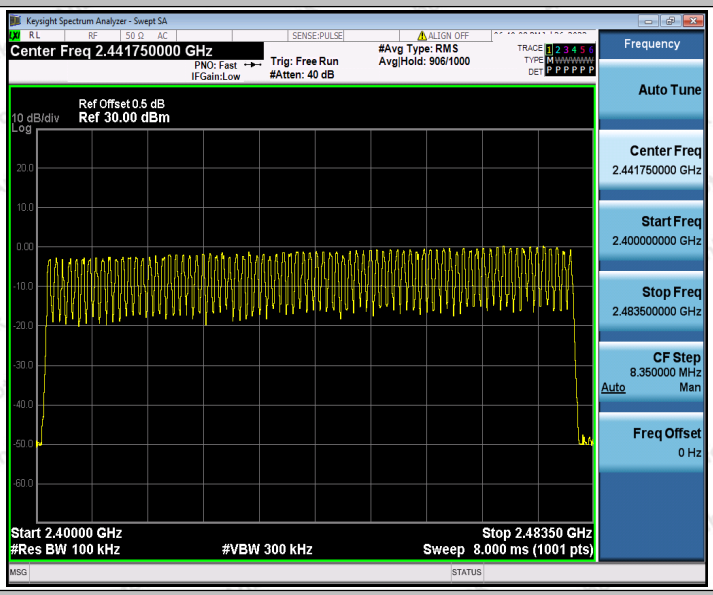

2DH5_Ant1_Hop

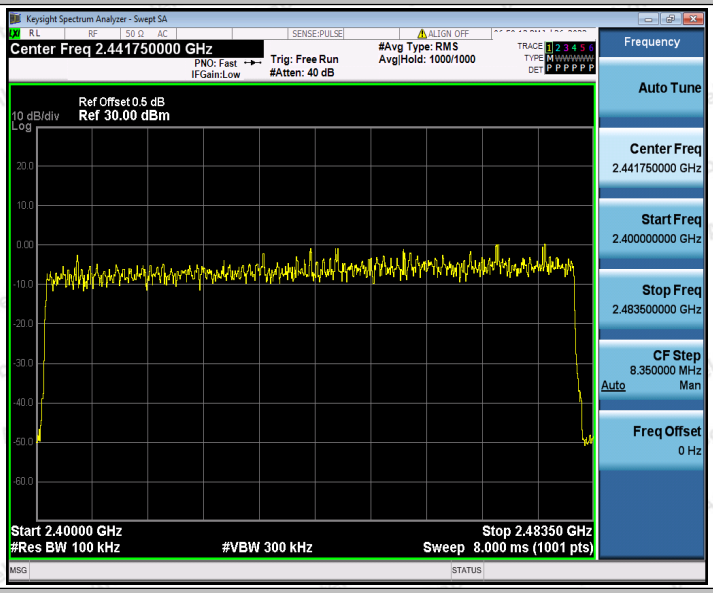

3DH5_Ant1_Hop

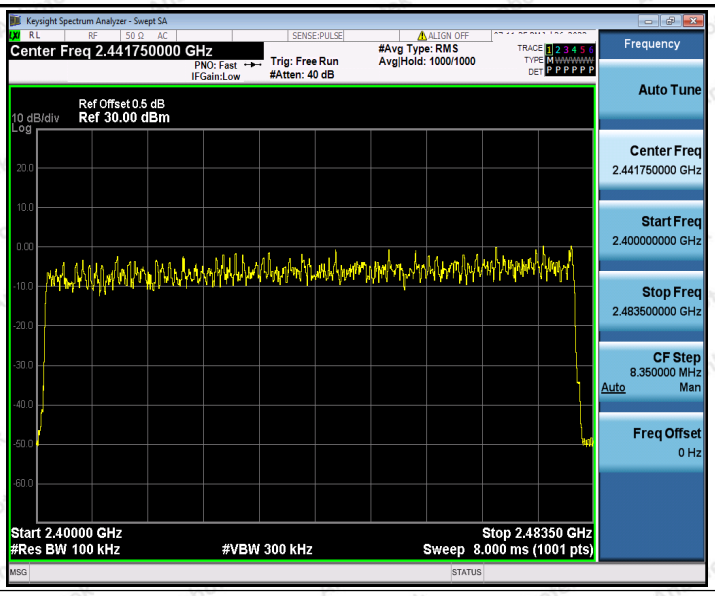
Keysight Spectrum Analyzer - Swept SA
Center Freq 2.441750000 GHz
PNO: Fast
IFGain:Low
Trig: Free Run
#Atten: 40 dB
#Avg Type: RMS
Avg|Hold: 1000/1000
Ref Offset 0.5 dB
10 dB/div
Ref 30.00 dBm
Log
Start 2.40000 GHz
#Res BW 100 kHz
#VBW 300 kHz
Stop 2.48350 GHz
Sweep 8.000 ms (1001 pts)
Frequency
Auto Tune
Center Freq
2.441750000 GHz
Start Freq
2.400000000 GHz
Stop Freq
2.483500000 GHz
CF Step
8.350000 MHz
Auto
Man
Freq Offset
0 Hz

Appendix G: Band edge measurements

Test Result

TestMode	Antenna	ChName	Channel	RefLevel [dBm]	Result [dBm]	Limit [dBm]	Verdict
DH5	Ant1	Low	2402	-2.81	-54.17	≤-22.81	PASS
		High	2480	0.52	-53.23	≤-19.48	PASS
		Low	Hop	-2.65	-51.19	≤-22.65	PASS
		High	Hop	0.31	-53.79	≤-19.69	PASS
2DH5	Ant1	Low	2402	-2.60	-54.69	≤-22.6	PASS
		High	2480	0.45	-52.82	≤-19.55	PASS
		Low	Hop	-4.81	-54.2	≤-24.81	PASS
		High	Hop	0.37	-56.89	≤-19.63	PASS
3DH5	Ant1	Low	2402	-2.79	-53.17	≤-22.79	PASS
		High	2480	0.28	-53.44	≤-19.72	PASS
		Low	Hop	-4.76	-54.36	≤-24.76	PASS
		High	Hop	-1.41	-56.71	≤-21.41	PASS

Test Graphs

DH5_Ant1_Low_2402

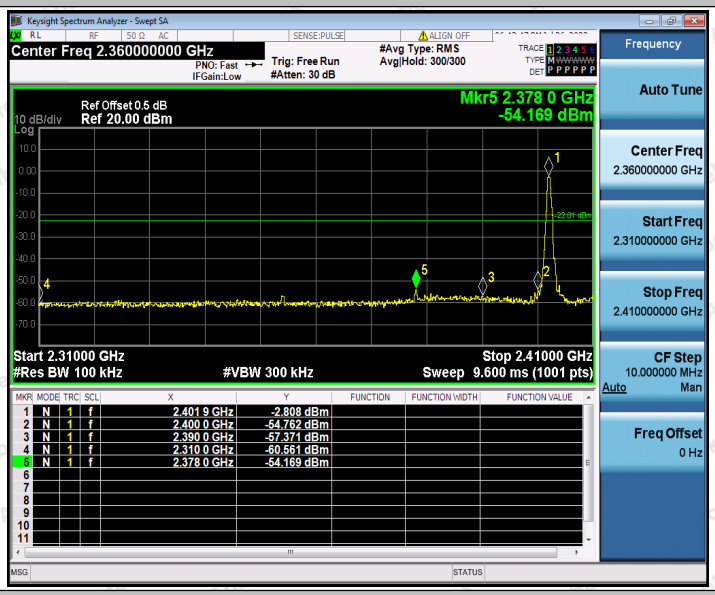

DH5_Ant1_High_2480

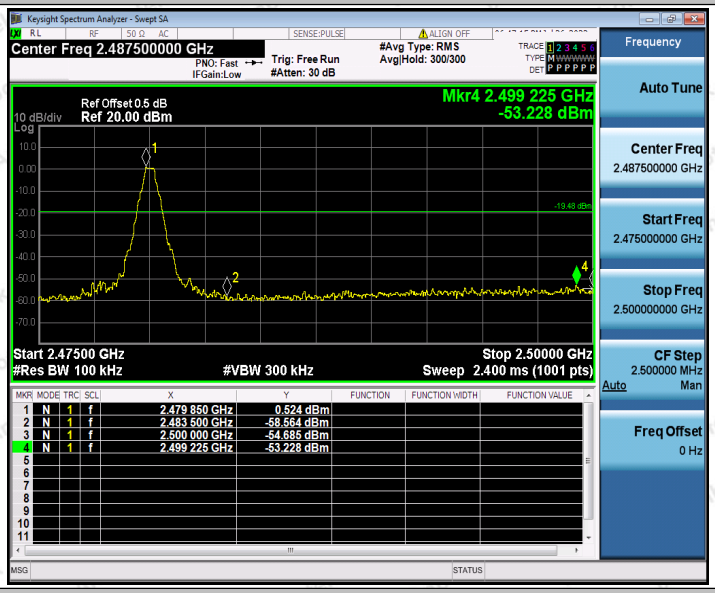

DH5_Ant1_Low_Hop

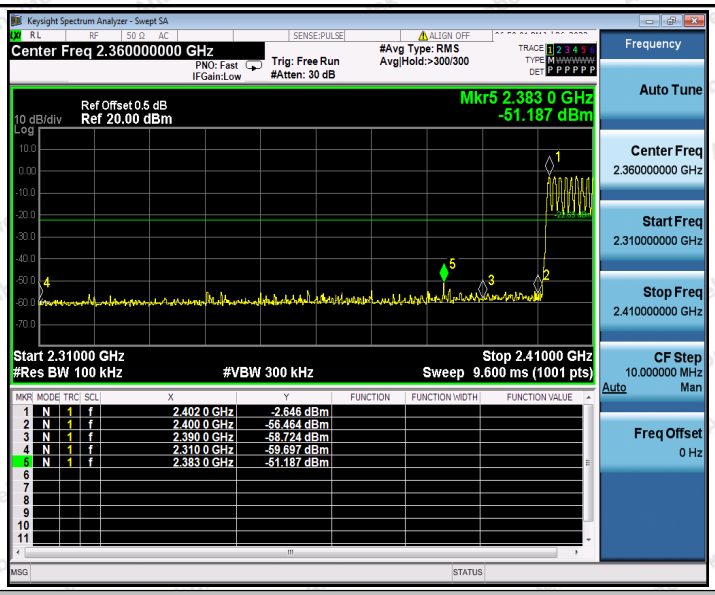

DH5_Ant1_High_Hop

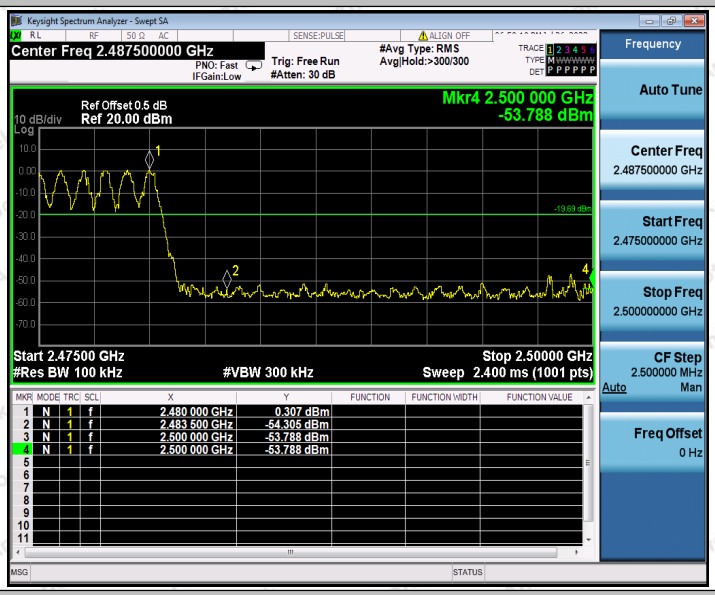

2DH5_Ant1_Low_2402

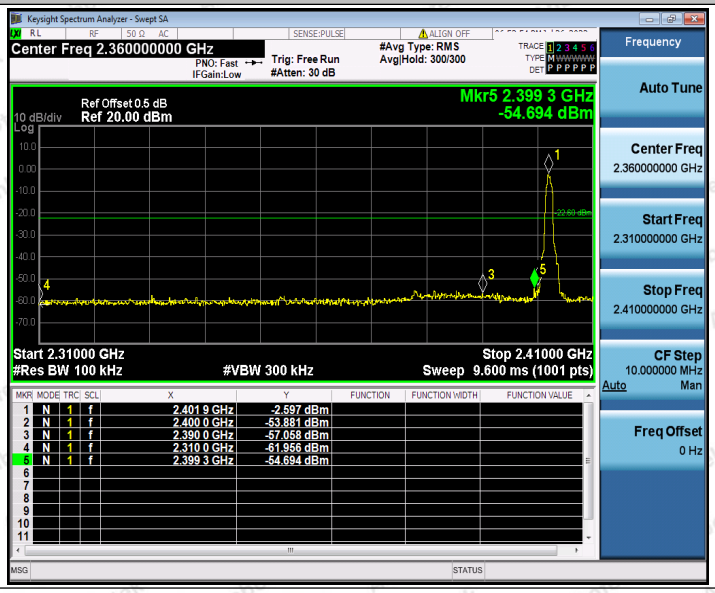

2DH5_Ant1_High_2480

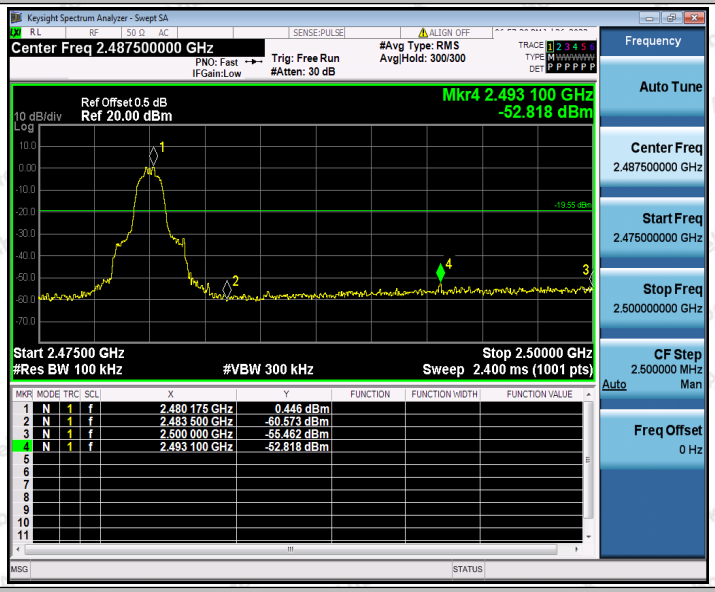

2DH5_Ant1_Low_Hop

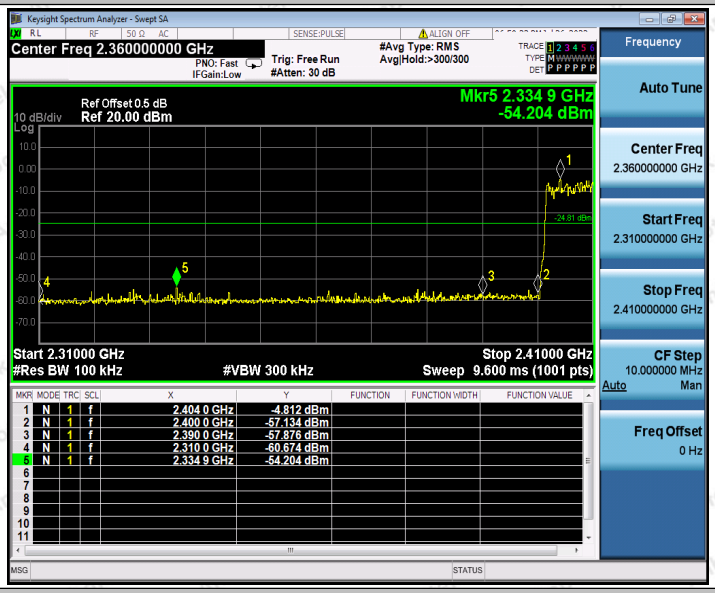

2DH5_Ant1_High_Hop

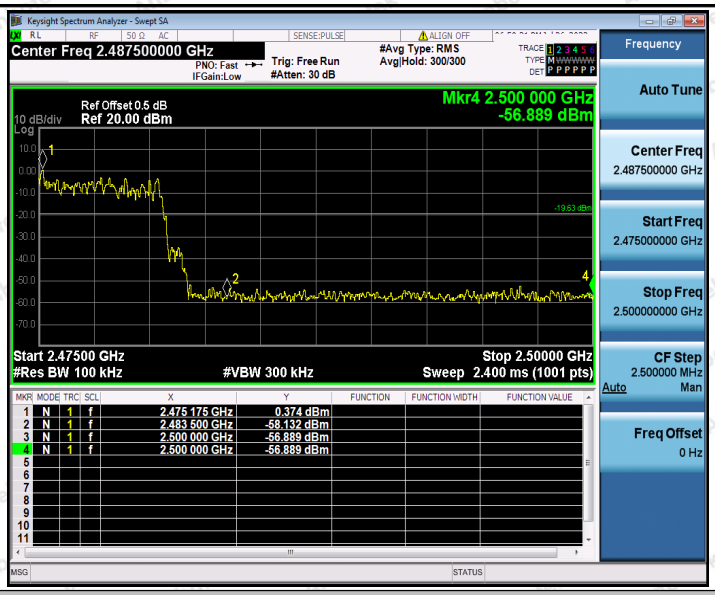

3DH5_Ant1_Low_2402

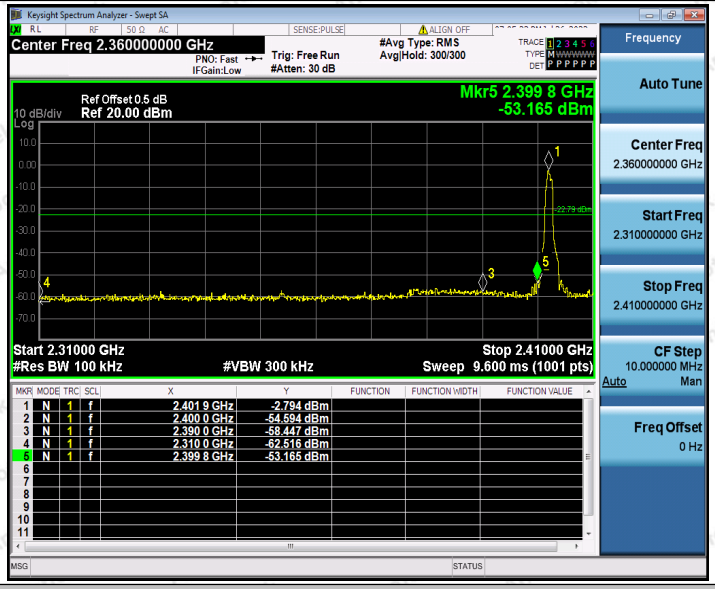

3DH5_Ant1_High_2480

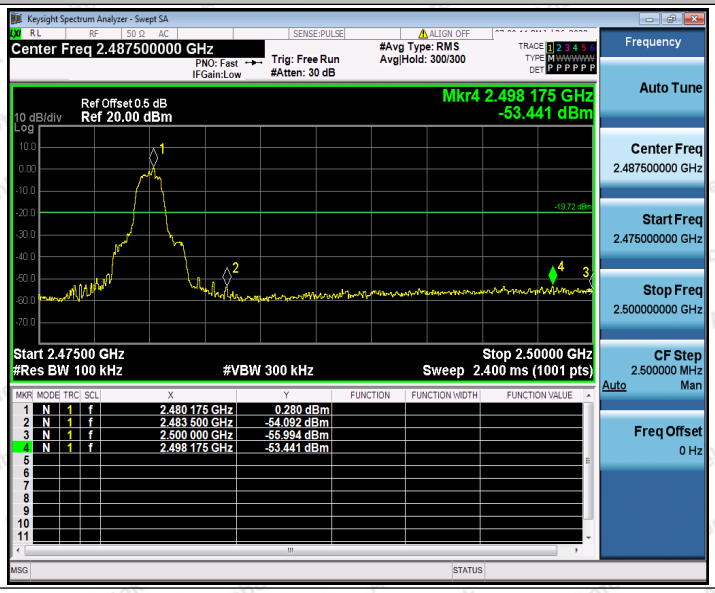

3DH5_Ant1_Low_Hop

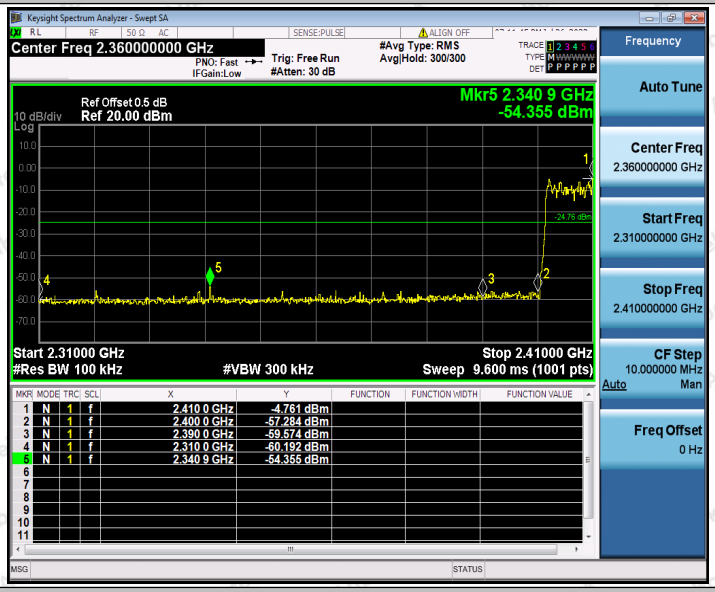

3DH5_Ant1_High_Hop

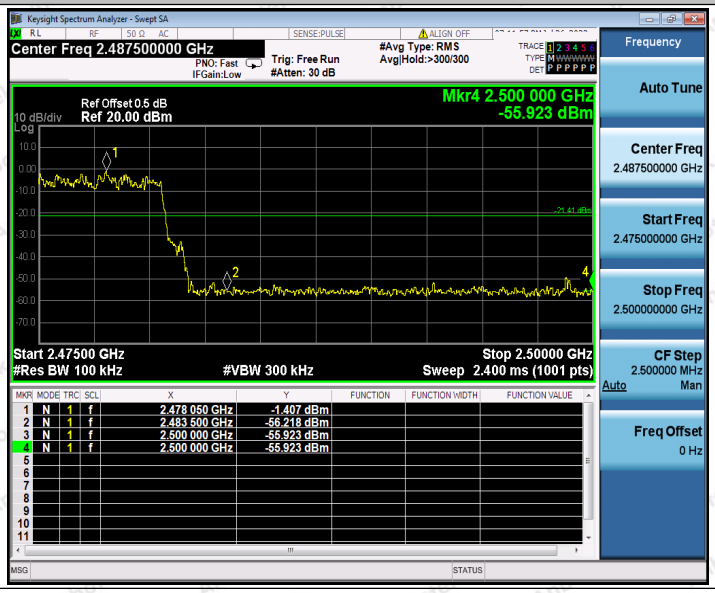

Appendix H: Conducted Spurious Emission

Test Result

TestMode	Antenna	Channel	FreqRange [MHz]	RefLevel [dBm]	Result [dBm]	Limit [dBm]	Verdict
DH5	Ant1	2402	Reference	-2.89	-2.89	---	PASS
			30~1000	-2.89	-64.43	≤-22.89	PASS
			1000~26500	-2.89	-51.85	≤-22.89	PASS
		2441	Reference	-0.91	-0.91	---	PASS
			30~1000	-0.91	-63.01	≤-20.91	PASS
			1000~26500	-0.91	-49.91	≤-20.91	PASS
		2480	Reference	0.15	0.15	---	PASS
			30~1000	0.15	-64.6	≤-19.85	PASS
			1000~26500	0.15	-49.32	≤-19.85	PASS
2DH5	Ant1	2402	Reference	-2.67	-2.67	---	PASS
			30~1000	-2.67	-64.3	≤-22.67	PASS
			1000~26500	-2.67	-51.9	≤-22.67	PASS
		2441	Reference	-1.24	-1.24	---	PASS
			30~1000	-1.24	-58.11	≤-21.24	PASS
			1000~26500	-1.24	-51.98	≤-21.24	PASS
		2480	Reference	0.30	0.30	---	PASS
			30~1000	0.30	-61.84	≤-19.71	PASS
			1000~26500	0.30	-48.72	≤-19.71	PASS
3DH5	Ant1	2402	Reference	-2.67	-2.67	---	PASS
			30~1000	-2.67	-64.04	≤-22.67	PASS
			1000~26500	-2.67	-52.34	≤-22.67	PASS
		2441	Reference	-0.88	-0.88	---	PASS
			30~1000	-0.88	-64.23	≤-20.88	PASS
			1000~26500	-0.88	-50.48	≤-20.88	PASS
		2480	Reference	0.11	0.11	---	PASS
			30~1000	0.11	-62.7	≤-19.89	PASS
			1000~26500	0.11	-51.78	≤-19.89	PASS

Test Graphs

DH5_Ant1_2402_0~Reference

DH5_Ant1_2402_30~1000

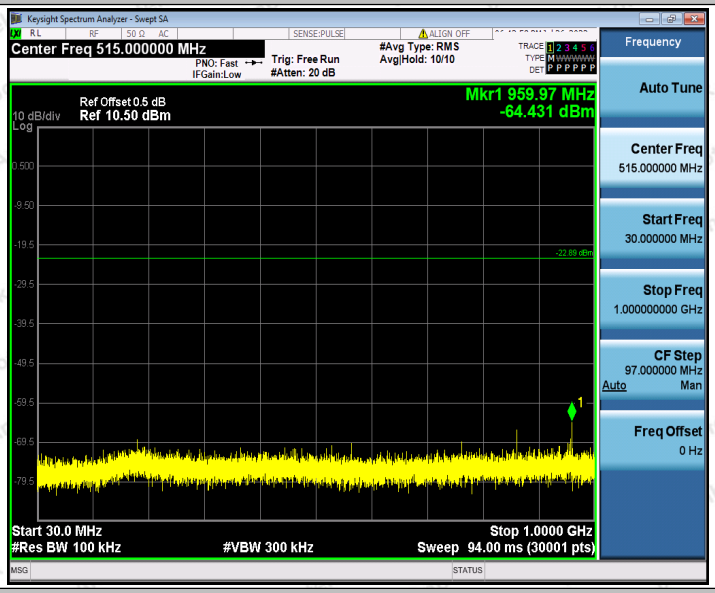

DH5_Ant1_2402_1000~26500

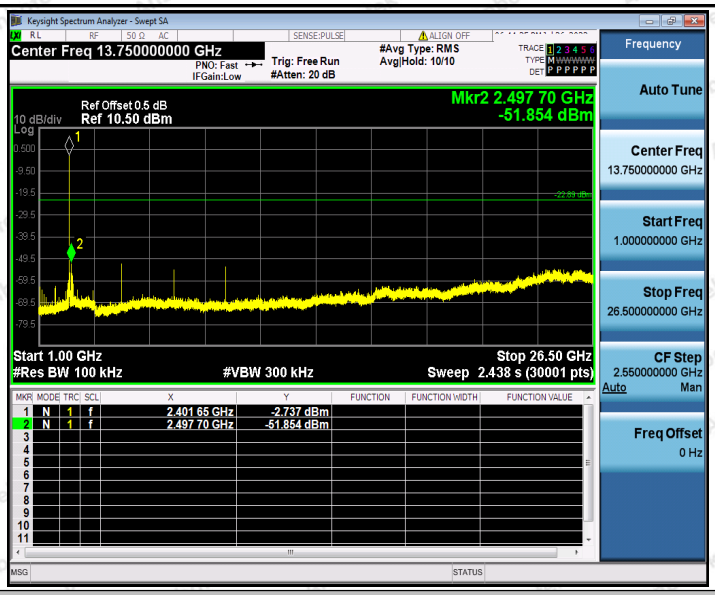

DH5_Ant1_2441_0~Reference

DH5_Ant1_2441_30~1000

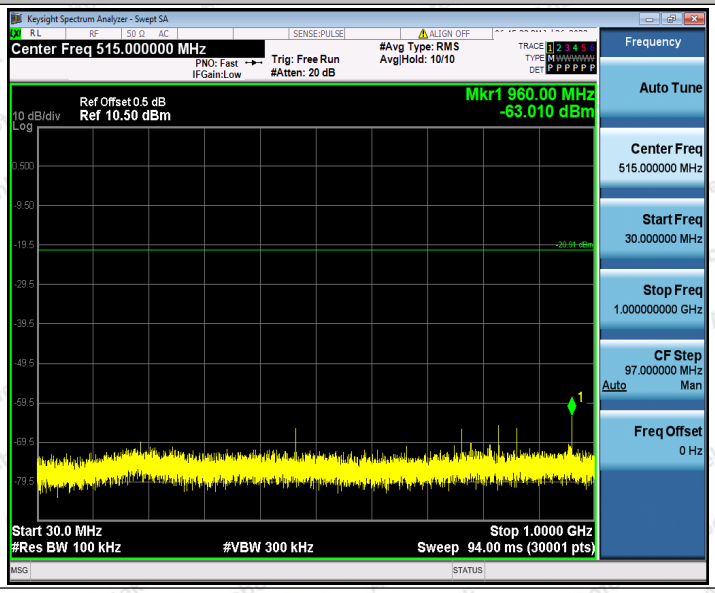

DH5_Ant1_2441_1000~26500

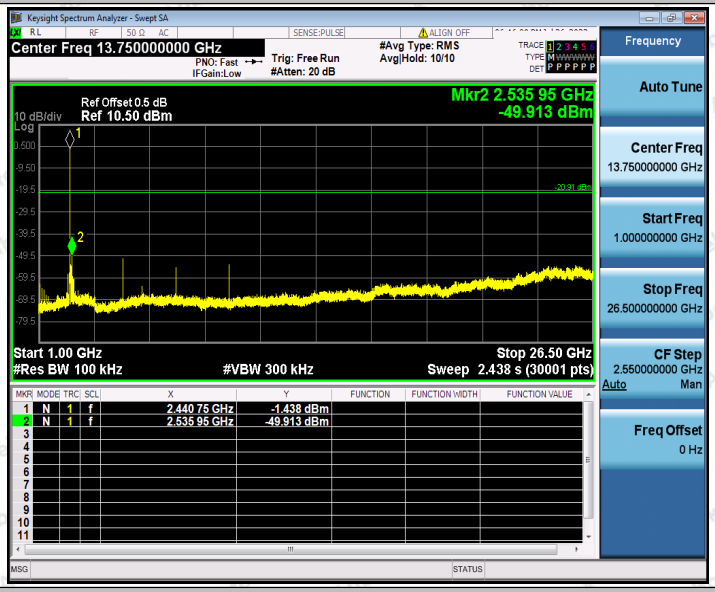

DH5_Ant1_2480_0~Reference

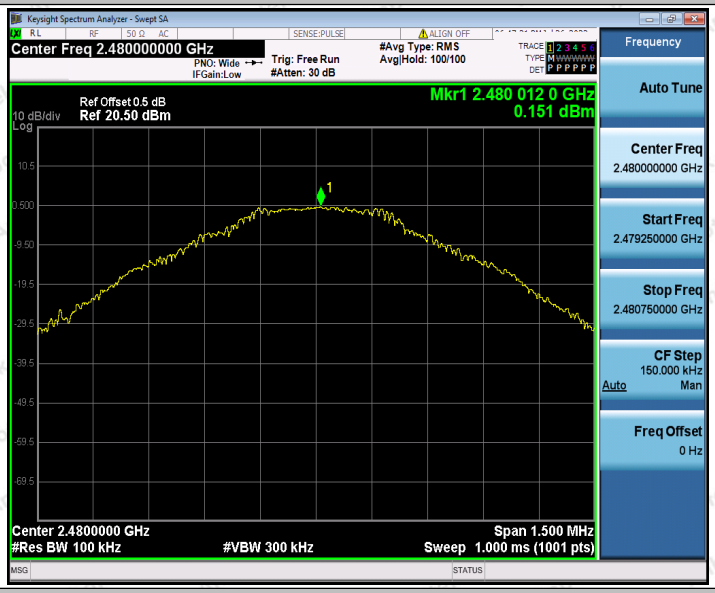

DH5_Ant1_2480_30~1000

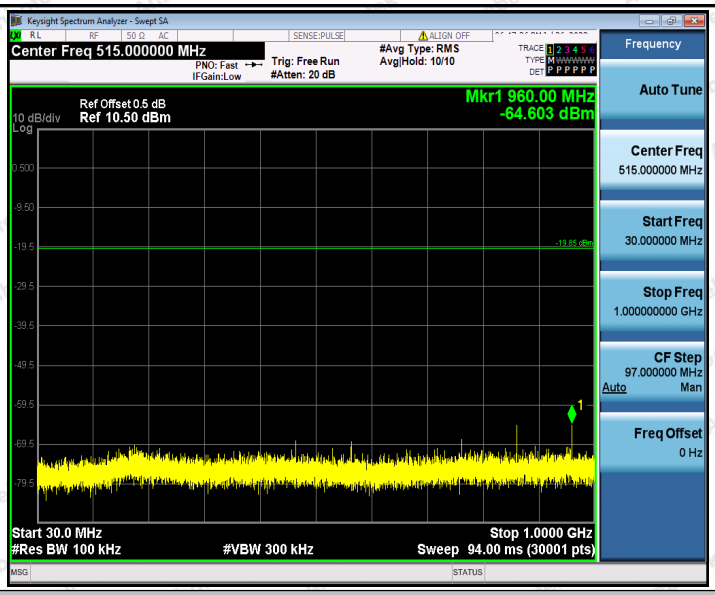

DH5_Ant1_2480_1000~26500

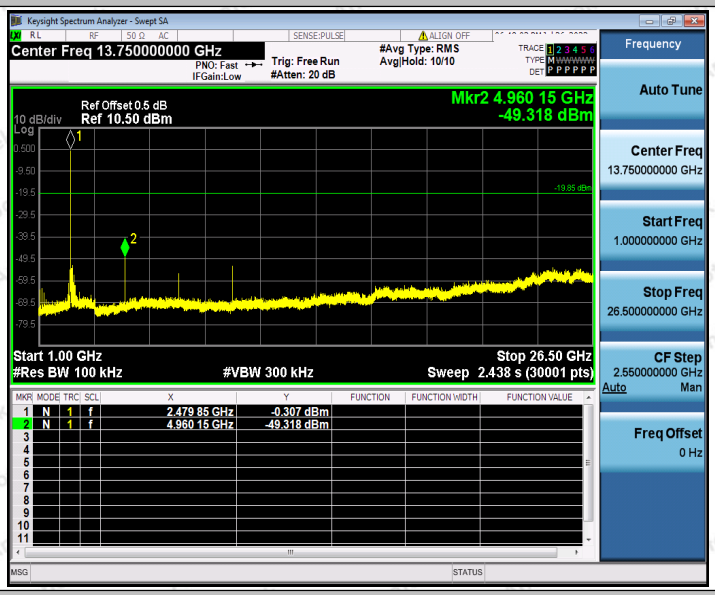

2DH5_Ant1_2402_0~Reference

2DH5_Ant1_2402_30~1000

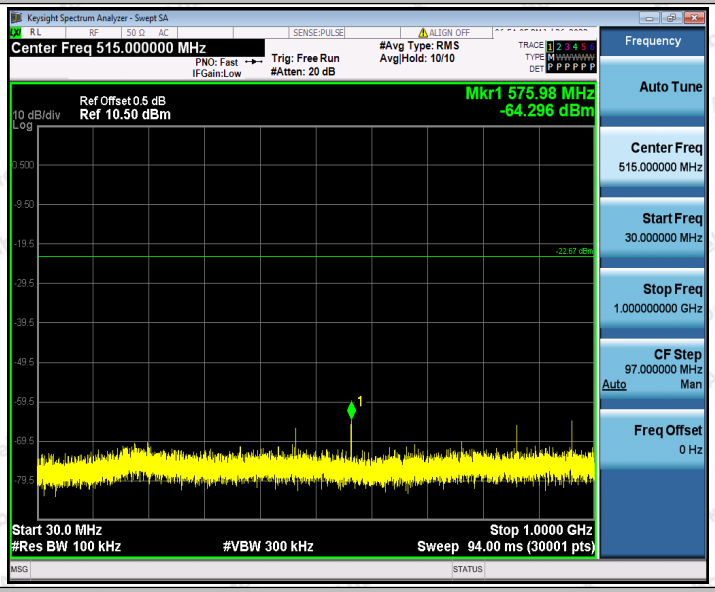

2DH5_Ant1_2402_1000~26500

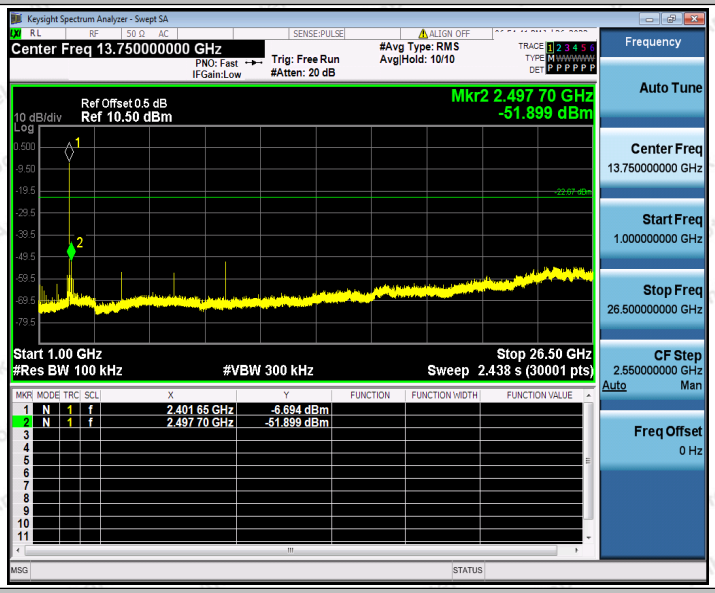

2DH5_Ant1_2441_0~Reference

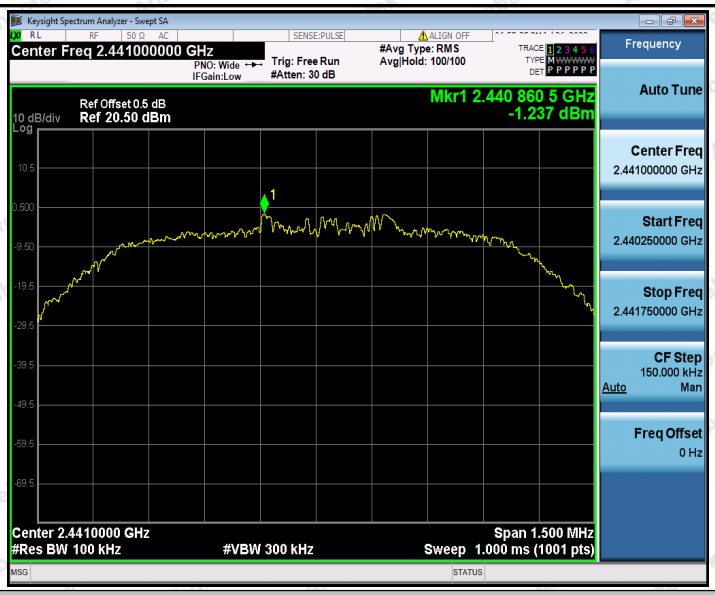

2DH5_Ant1_2441_30~1000

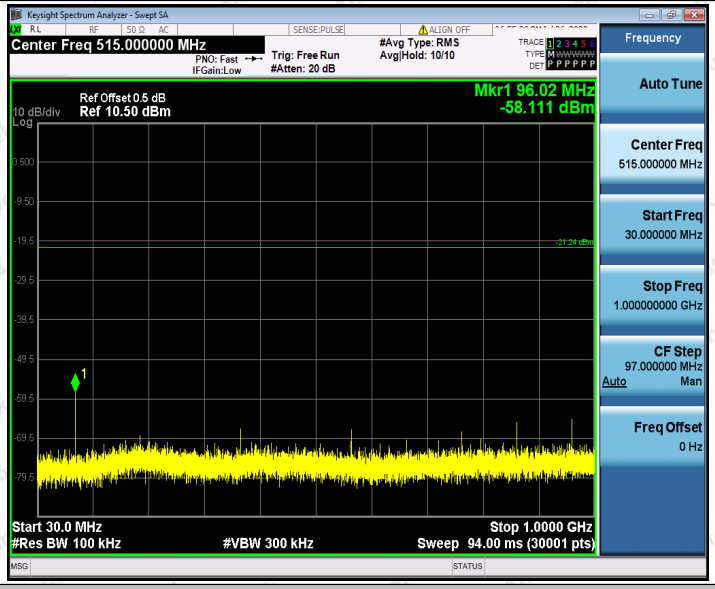

2DH5_Ant1_2441_1000~26500

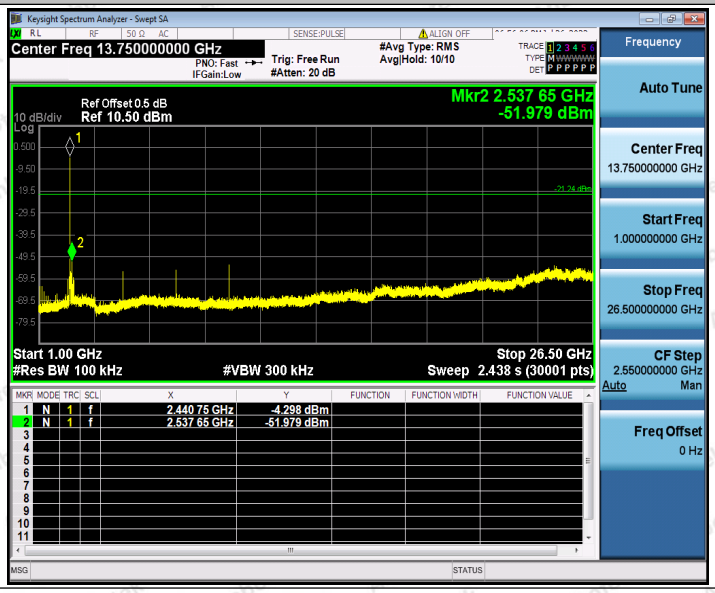

2DH5_Ant1_2480_0~Reference

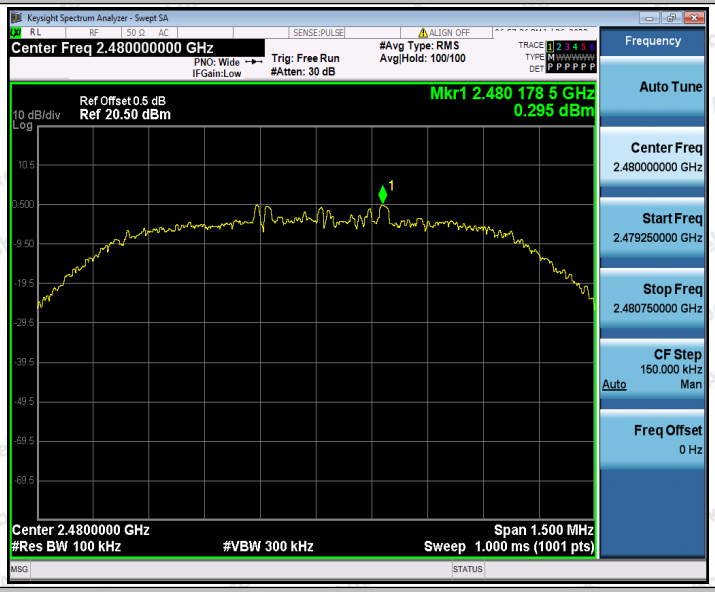

2DH5_Ant1_2480_30~1000

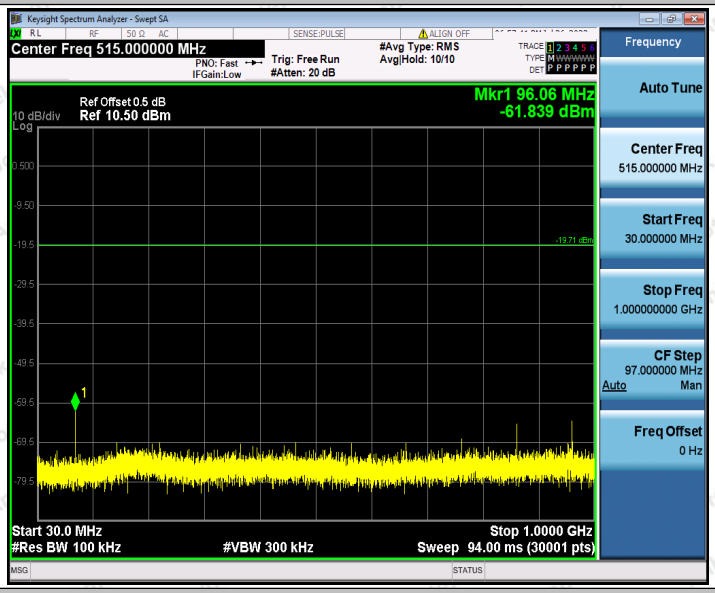

2DH5_Ant1_2480_1000~26500

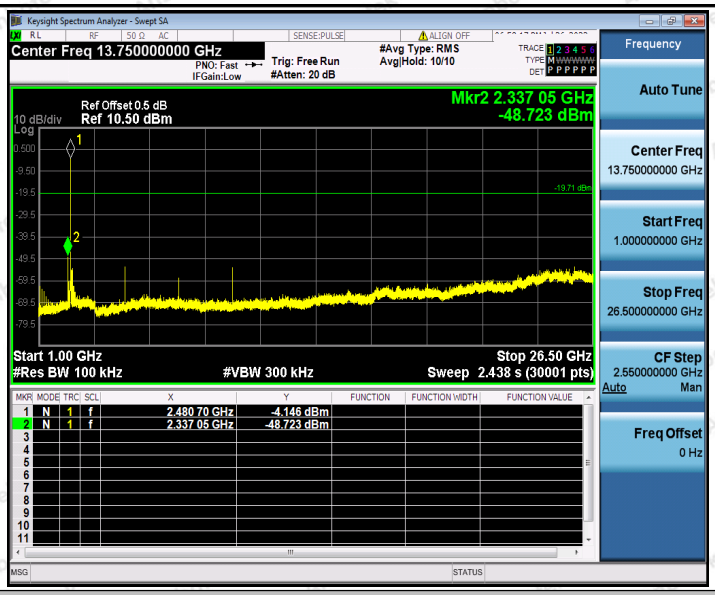

3DH5_Ant1_2402_0~Reference

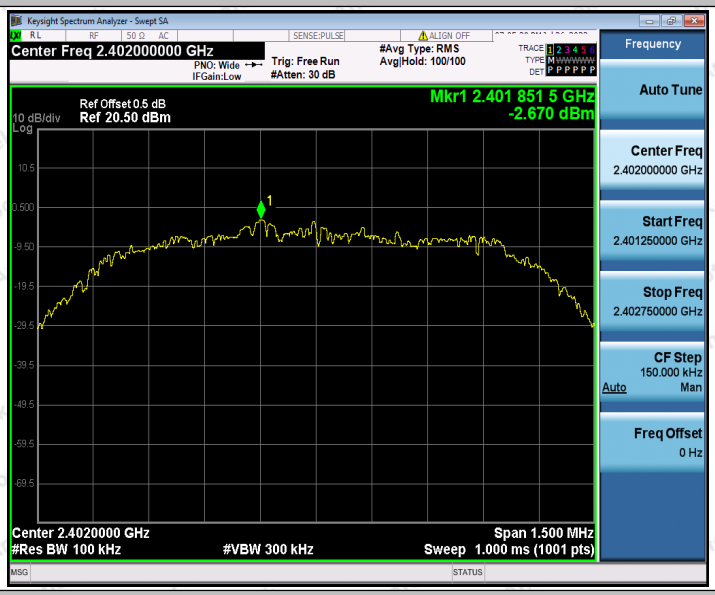

3DH5_Ant1_2402_30~1000

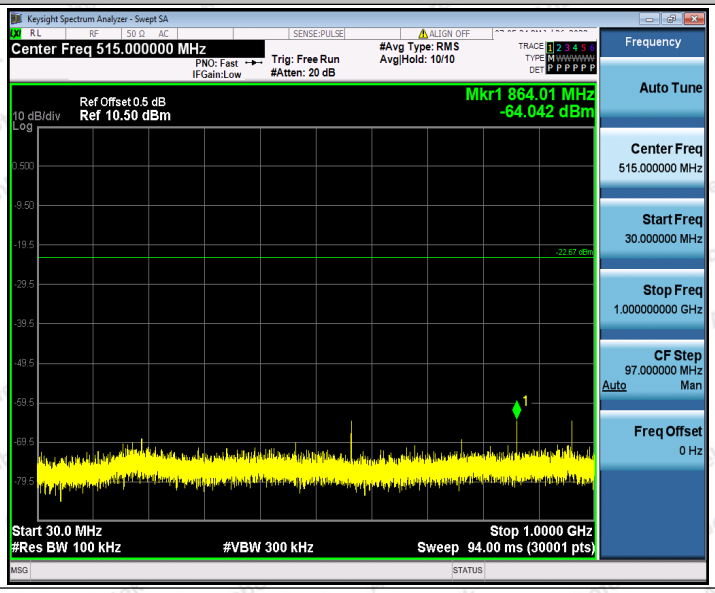

3DH5_Ant1_2402_1000~26500

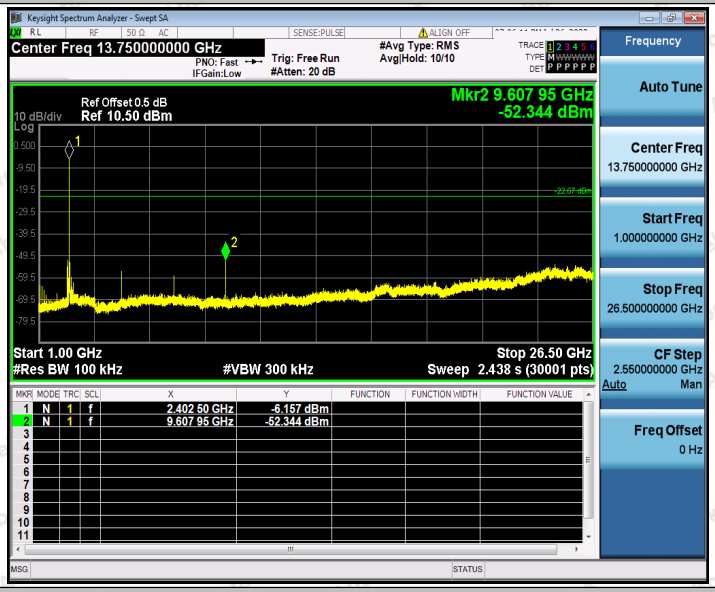

3DH5_Ant1_2441_0~Reference

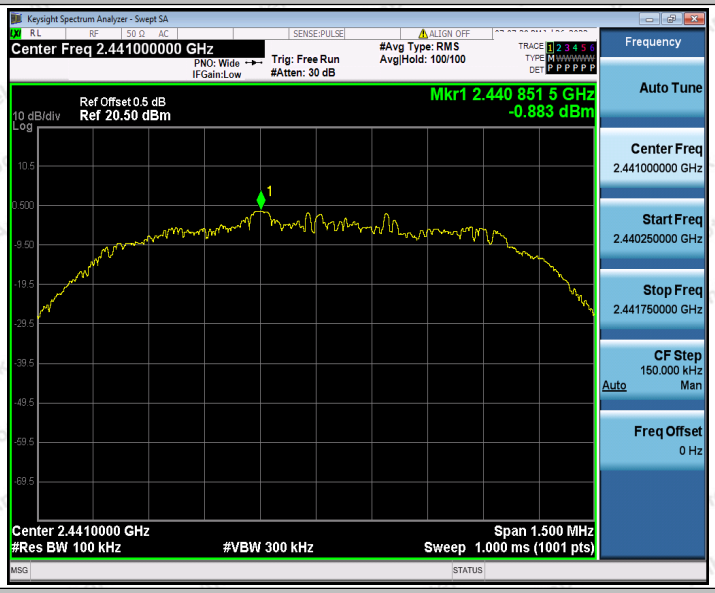

3DH5_Ant1_2441_30~1000

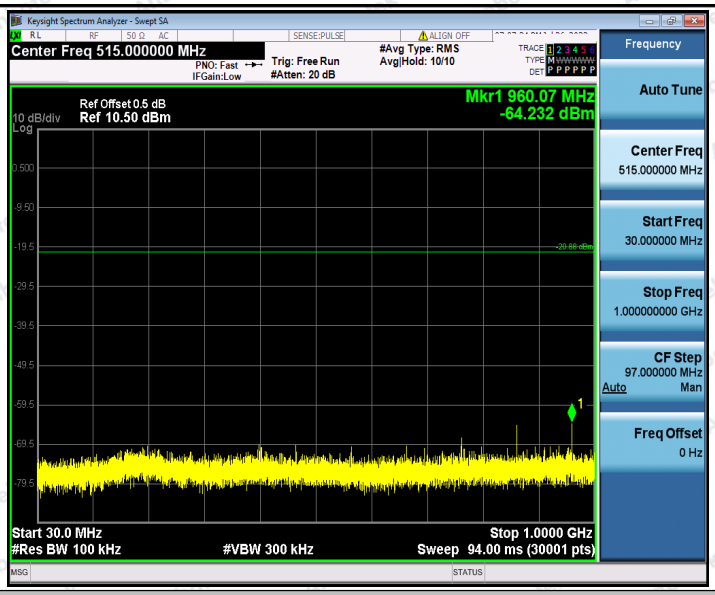

3DH5_Ant1_2441_1000~26500

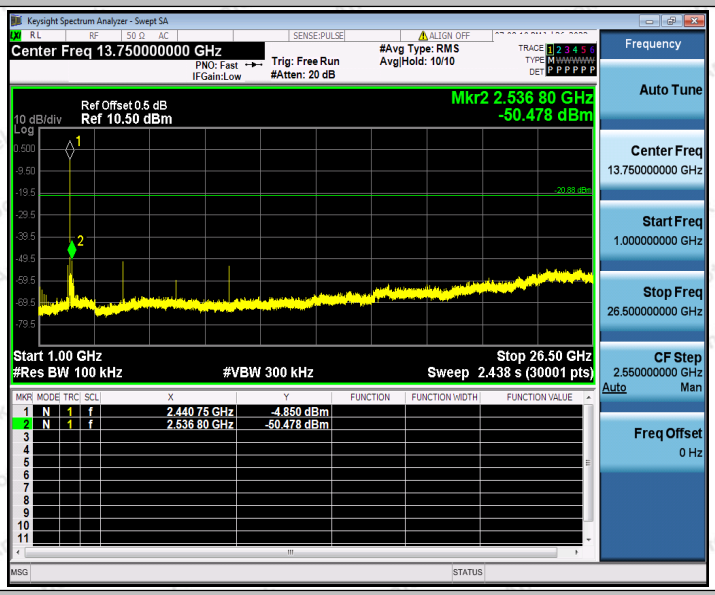

3DH5_Ant1_2480_0~Reference

3DH5_Ant1_2480_30~1000

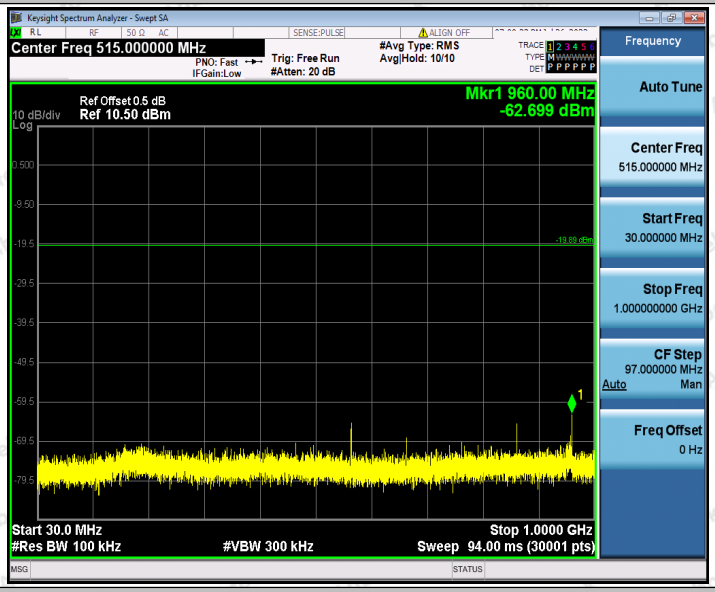

3DH5_Ant1_2480_1000~26500

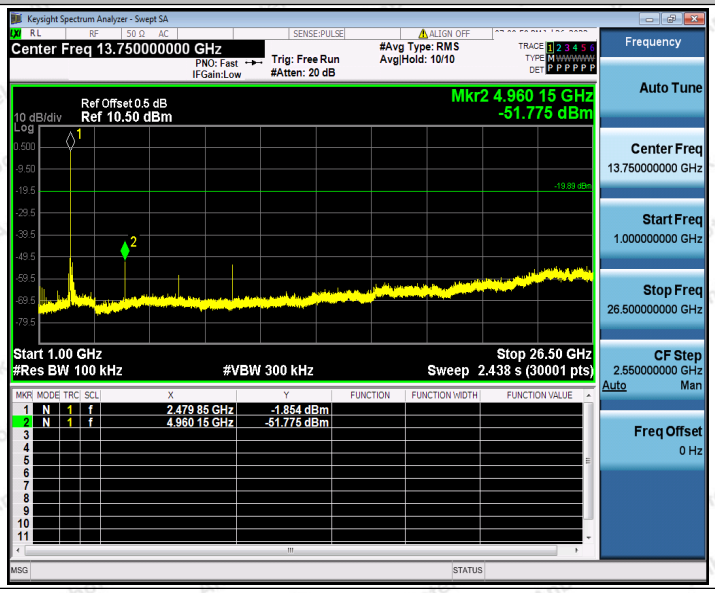

Appendix I: Duty Cycle

Test Result

TestMode	Antenna	Channel	ON Time [ms]	Period [ms]	X	DC [%]	xFactor	Limit	Verdict
DH5	Ant1	2402	2.87	3.75	0.7653	76.53	1.16	---	PASS
2DH5	Ant1	2402	2.88	3.75	0.7680	76.80	1.15	---	PASS
3DH5	Ant1	2402	2.89	3.75	0.7707	77.07	1.13	---	PASS

Test Graphs

DH5_Ant1_2402

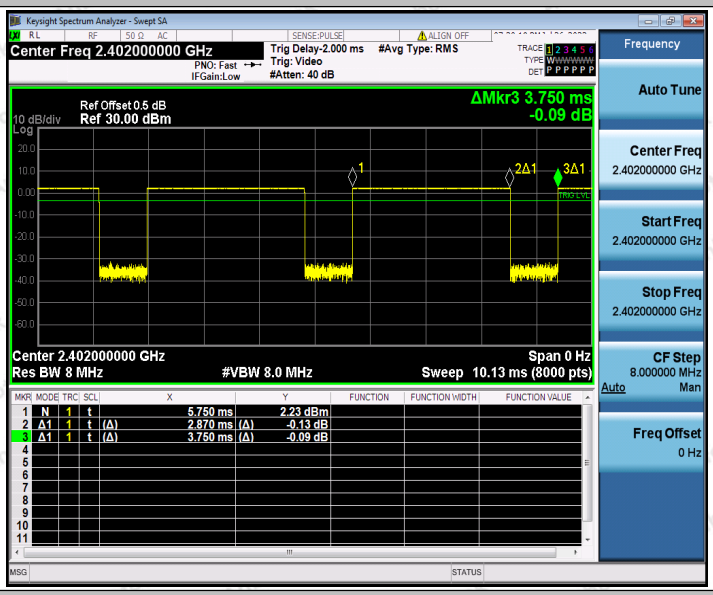

2DH5_Ant1_2402

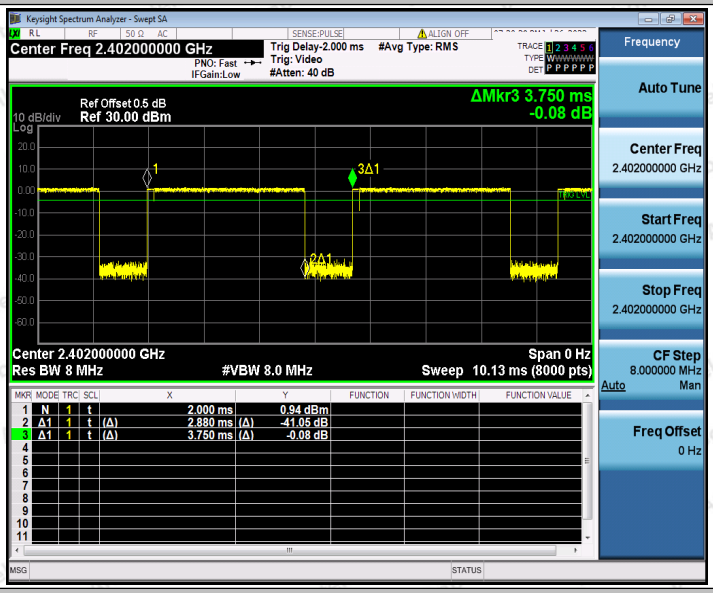

3DH5_Ant1_2402

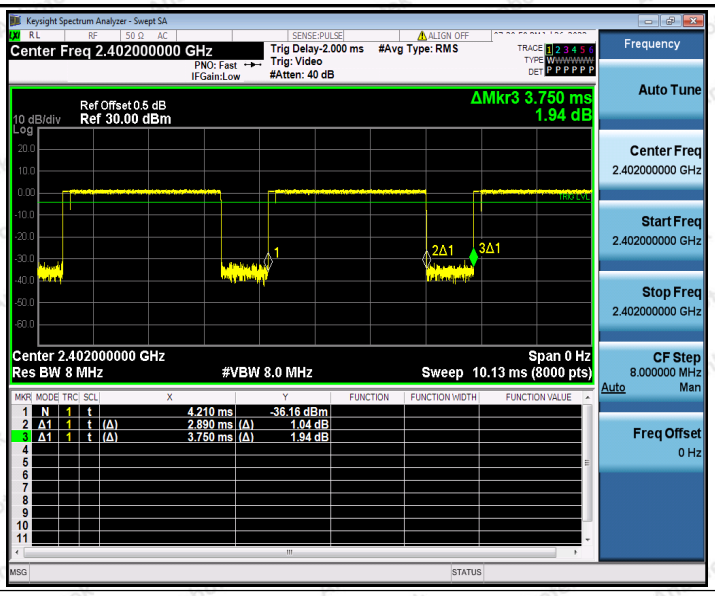
Keysight Spectrum Analyzer - Swept SA
Center Freq 2.402000000 GHz
PNO: Fast
IFGain:Low
Trig Delay-2.000 ms
Trig: Video
#Atten: 40 dB
#Avg Type: RMS
Frequency
Auto Tune
Center Freq
2.402000000 GHz
Start Freq
2.402000000 GHz
Stop Freq
2.402000000 GHz
CF Step
8.000000 MHz
Auto Man
Freq Offset
0 Hz
Ref Offset 0.5 dB
10 dB/div Ref 30.00 dBm
ΔMkr3 3.750 ms
1.94 dB
Center 2.402000000 GHz
Res BW 8 MHz
#VBW 8.0 MHz
Span 0 Hz
Sweep 10.13 ms (8000 pts)
1 N 1 t 4.210 ms -36.16 dBm
2 Δ1 1 t (Δ) 2.890 ms (Δ) 1.04 dB
3 Δ1 1 t (Δ) 3.750 ms (Δ) 1.94 dB

---End---