Annex E – SAR Plots

2450MHz Band

.

Measurement Report for Device, BACK, WLAN 2.4GHz, 802.11b, Channel 1 (2412.000MHz)

Device under Test Properties

Model, Manufacturer	Dimensions [mm]	DUT Type
Device, Listen Technologies	95.7 x 50.0 x 15.9	Wi-Fi Audio Receiver

Exposure Conditions

Phantom Section, TSL	Position, Test Distance [mm]	Band	Frequency [MHz], Channel Number	Conversion Factor	TSL Conductivity [S/m]	TSL Permittivity
Flat, HSL	BACK, 0.00	WLAN 2.4GHz	2412.000, 1	6.85	1.69	36.3

Hardware Setup

Phantom	TSL, Measured Date	Probe, Calibration Date	DAE, Calibration Date
ELI V8.0 (20deg probe tilt) - 2191	HBBL-600-10000 SLAAHU16BC221222-1, 2024-Jun-27	EX3DV4 - SN7783, 2024-04-12	DAE4 Sn1724, 2024-03-28

Scan Setup

	Area Scan	Zoom Scan
Grid Extents [mm]	80.0 x 140.0	30.0 x 30.0 x 30.0
Grid Steps [mm]	10.0 x 10.0	5.0 x 5.0 x 1.5
Sensor Surface [mm]	3.0	1.4
Graded Grid	N/A	Yes
Grading Ratio	N/A	1.5
MAIA	N/A	N/A
Surface Detection	All points	VMS + 6p
Scan Method	Measured	Measured

Measurement Results

	Area Scan	Zoom Scan
Date	2024-06-27, 17:36	2024-06-27, 18:03
psSAR1g [W/kg]	0.663	0.719
psSAR10g [W/kg]	0.318	0.333
Power Drift [dB]	-0.04	-0.04
Power Scaling	Disabled	Disabled
Scaling Factor [dB]		
TSL Correction	Positive / Negative	Positive / Negative
M2/M1 [%]		75.9
Dist 3dB Peak [mm]		9.0

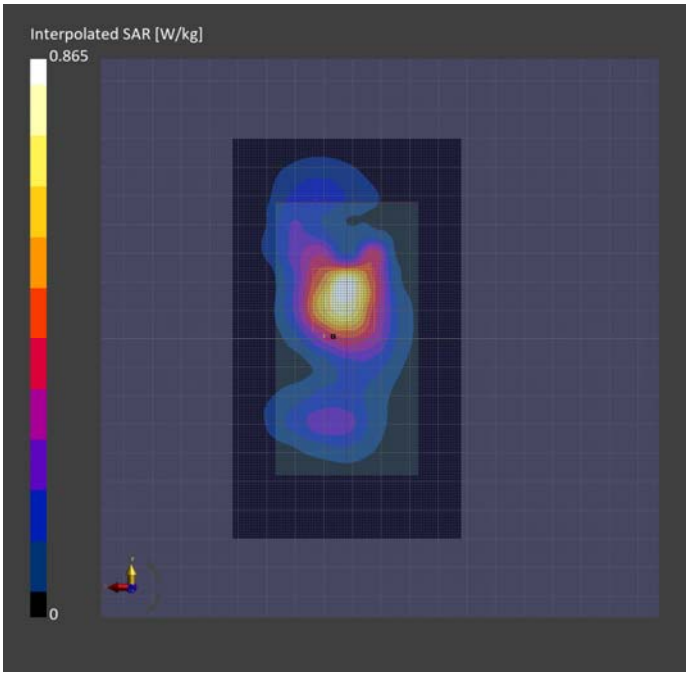

.

Measurement Report for Device, BACK, WLAN 2.4GHz, 802.11b, Channel 7 (2442.000MHz)

Device under Test Properties

Model, Manufacturer	Dimensions [mm]	DUT Type
Device, Listen Technologies	95.7 x 50.0 x 15.9	Wi-Fi Audio Receiver

Exposure Conditions

Phantom Section, TSL	Position, Test Distance [mm]	Band	Frequency [MHz], Channel Number	Conversion Factor	TSL Conductivity [S/m]	TSL Permittivity
Flat, HSL	BACK, 0.00	WLAN 2.4GHz	2442.000, 7	6.85	1.84	37.5

Hardware Setup

Phantom	TSL, Measured Date	Probe, Calibration Date	DAE, Calibration Date
ELI V8.0 (20deg probe tilt) - 2191	HBBL-600-10000 SLAAHU16BC221222-1, 2024-Jun-26	EX3DV4 - SN7783, 2024-04-12	DAE4 Sn1724, 2024-03-28

Scan Setup

	Area Scan	Zoom Scan
Grid Extents [mm]	80.0 x 140.0	30.0 x 30.0 x 30.0
Grid Steps [mm]	10.0 x 10.0	5.0 x 5.0 x 1.5
Sensor Surface [mm]	3.0	1.4
Graded Grid	N/A	Yes
Grading Ratio	N/A	1.5
MAIA	N/A	N/A
Surface Detection	VMS + 6p	All points
Scan Method	Measured	Measured

Measurement Results

	Area Scan	Zoom Scan
Date	2024-06-26, 21:18	2024-06-26, 22:05
psSAR1g [W/kg]	0.746	0.632
psSAR10g [W/kg]	0.367	0.309
Power Drift [dB]	0.02	-0.03
Power Scaling	Disabled	Disabled
Scaling Factor [dB]		
TSL Correction	Positive / Negative	Positive / Negative
M2/M1 [%]		62.5
Dist 3dB Peak [mm]		5.7

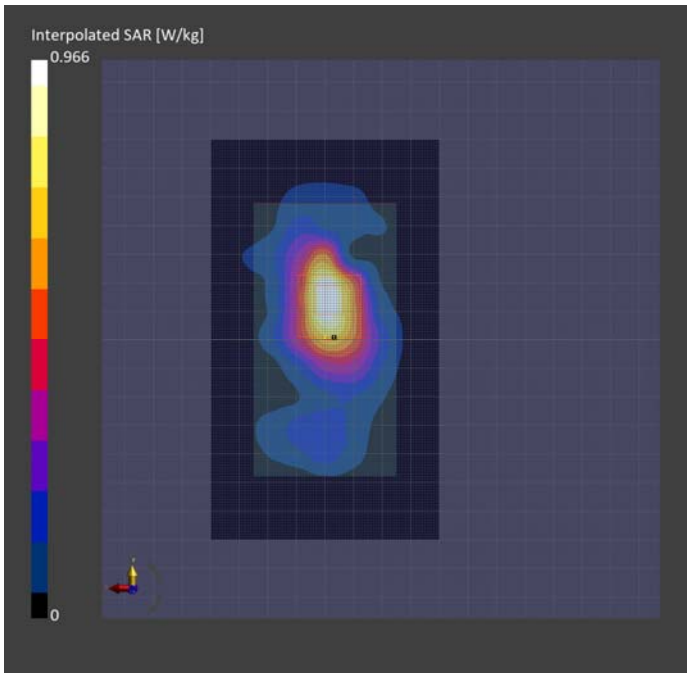

.

Measurement Report for Device, FRONT, WLAN 2.4GHz, 802.11b, Channel 1 (2412.000MHz)

Device under Test Properties

Model, Manufacturer	Dimensions [mm]	DUT Type
Device, Listen Technologies	95.7 x 50.0 x 15.9	Wi-Fi Audio Receiver

Exposure Conditions

Phantom Section, TSL	Position, Test Distance [mm]	Band	Frequency [MHz], Channel Number	Conversion Factor	TSL Conductivity [S/m]	TSL Permittivity
Flat, HSL	FRONT, 0.00	WLAN 2.4GHz	2412.000, 1	6.85	1.82	37.6

Hardware Setup

Phantom	TSL, Measured Date	Probe, Calibration Date	DAE, Calibration Date
ELI V8.0 (20deg probe tilt) - 2191	HBBL-600-10000 SLAAHU16BC221222-1, 2024-Jun-24	EX3DV4 - SN7783, 2024-04-12	DAE4 Sn1724, 2024-03-28

Scan Setup

	Area Scan	Zoom Scan
Grid Extents [mm]	80.0 x 140.0	30.0 x 30.0 x 30.0
Grid Steps [mm]	10.0 x 10.0	5.0 x 5.0 x 1.5
Sensor Surface [mm]	3.0	1.4
Graded Grid	N/A	Yes
Grading Ratio	N/A	1.5
MAIA	N/A	N/A
Surface Detection	All points	VMS + 6p
Scan Method	Measured	Measured

Measurement Results

	Area Scan	Zoom Scan
Date	2024-06-25, 15:13	2024-06-25, 15:43
psSAR1g [W/kg]	1.34	1.33
psSAR10g [W/kg]	0.644	0.597
Power Drift [dB]	-0.02	-0.01
Power Scaling	Disabled	Disabled
Scaling Factor [dB]		
TSL Correction	Positive / Negative	Positive / Negative
M2/M1 [%]		71.3
Dist 3dB Peak [mm]		7.7

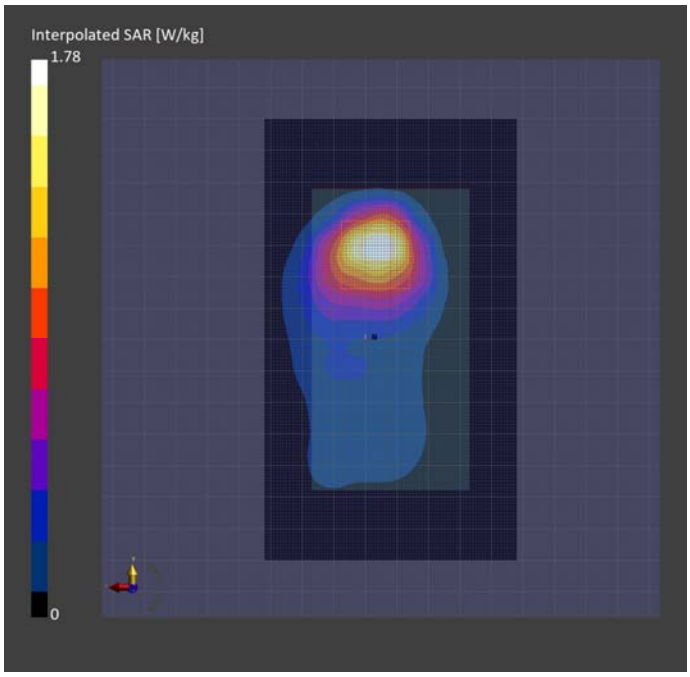

Measurement Report for Device, FRONT, WLAN 2.4GHz, 802.11b, Channel 7 (2442.000MHz)

Device under Test Properties

Model, Manufacturer	Dimensions [mm]	DUT Type
Device, Listen Technologies	95.7 x 50.0 x 15.9	Wi-Fi Audio Receiver

Exposure Conditions

Phantom Section, TSL	Position, Test Distance [mm]	Band	Frequency [MHz], Channel Number	Conversion Factor	TSL Conductivity [S/m]	TSL Permittivity
Flat, HSL	FRONT, 0.00	WLAN 2.4GHz	2442.000, 7	6.85	1.84	37.5

Hardware Setup

Phantom	TSL, Measured Date	Probe, Calibration Date	DAE, Calibration Date
ELI V8.0 (20deg probe tilt) - 2191	HBBL-600-10000 SLAAHU16BC221222-1, 2024-Jun-24	EX3DV4 - SN7783, 2024-04-12	DAE4 Sn1724, 2024-03-28

Scan Setup

	Area Scan	Zoom Scan
Grid Extents [mm]	80.0 x 140.0	30.0 x 30.0 x 30.0
Grid Steps [mm]	10.0 x 10.0	5.0 x 5.0 x 1.5
Sensor Surface [mm]	3.0	1.4
Graded Grid	N/A	Yes
Grading Ratio	N/A	1.5
MAIA	N/A	N/A
Surface Detection	VMS + 6p	VMS + 6p
Scan Method	Measured	Measured

Measurement Results

	Area Scan	Zoom Scan
Date	2024-06-24, 20:31	2024-06-24, 20:39
psSAR1g [W/kg]	0.804	0.854
psSAR10g [W/kg]	0.377	0.359
Power Drift [dB]	-0.02	-0.03
Power Scaling	Disabled	Disabled
Scaling Factor [dB]		
TSL Correction	Positive / Negative	Positive / Negative
M2/M1 [%]		72.7
Dist 3dB Peak [mm]		6.8

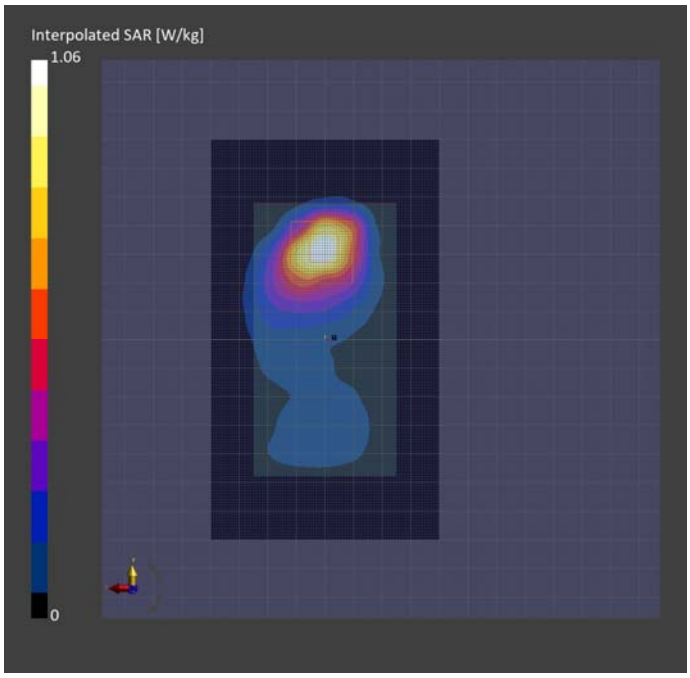

.

Measurement Report for Device, FRONT, WLAN 2.4GHz, 802.11b, Channel 11 (2462.000MHz)

Device under Test Properties

Model, Manufacturer	Dimensions [mm]	DUT Type
Device, Listen Technologies	95.7 x 50.0 x 15.9	Wi-Fi Audio Receiver

Exposure Conditions

Phantom Section, TSL	Position, Test Distance [mm]	Band	Frequency [MHz], Channel Number	Conversion Factor	TSL Conductivity [S/m]	TSL Permittivity
Flat, HSL	FRONT, 0.00	WLAN 2.4GHz	2462.000, 11	6.85	1.86	37.5

Hardware Setup

Phantom	TSL, Measured Date	Probe, Calibration Date	DAE, Calibration Date
ELI V8.0 (20deg probe tilt) - 2191	HBBL-600-10000 SLAAHU16BC221222-1, 2024-Jun-24	EX3DV4 - SN7783, 2024-04-12	DAE4 Sn1724, 2024-03-28

Scan Setup

	Area Scan	Zoom Scan
Grid Extents [mm]	80.0 x 140.0	30.0 x 30.0 x 30.0
Grid Steps [mm]	10.0 x 10.0	5.0 x 5.0 x 1.5
Sensor Surface [mm]	3.0	1.4
Graded Grid	N/A	Yes
Grading Ratio	N/A	1.5
MAIA	N/A	N/A
Surface Detection	All points	VMS + 6p
Scan Method	Measured	Measured

Measurement Results

	Area Scan	Zoom Scan
Date	2024-06-25, 16:23	2024-06-25, 16:33
psSAR1g [W/kg]	0.591	0.601
psSAR10g [W/kg]	0.274	0.251
Power Drift [dB]	-0.06	-0.01
Power Scaling	Disabled	Disabled
Scaling Factor [dB]		
TSL Correction	Positive / Negative	Positive / Negative
M2/M1 [%]		73.0
Dist 3dB Peak [mm]		6.5

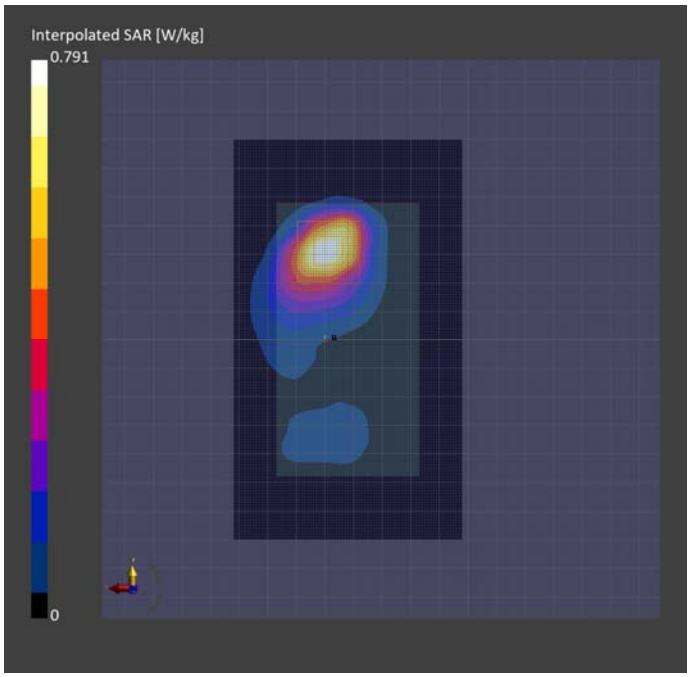

.

Measurement Report for Device, EDGE BOTTOM, WLAN 2.4GHz, 802.11b, Channel 1 (2412.000MHz)

Device under Test Properties

Model, Manufacturer	Dimensions [mm]	DUT Type
Device, Listen Technologies	95.7 x 50.0 x 15.9	Wi-Fi Audio Receiver

Exposure Conditions

Phantom Section, TSL	Position, Test Distance [mm]	Band	Frequency [MHz], Channel Number	Conversion Factor	TSL Conductivity [S/m]	TSL Permittivity
Flat, HSL	EDGE BOTTOM, 0.00	WLAN 2.4GHz	2412.000, 1	6.85	1.72	37.7

Hardware Setup

Phantom	TSL, Measured Date	Probe, Calibration Date	DAE, Calibration Date
ELI V8.0 (20deg probe tilt) - 2191	HBBL-600-10000 SLAAHU16BC221222-1, 2024-Jun-21	EX3DV4 - SN7783, 2024-04-12	DAE4 Sn1724, 2024-03-28

Scan Setup

	Area Scan	Zoom Scan
Grid Extents [mm]	60.0 x 80.0	30.0 x 30.0 x 30.0
Grid Steps [mm]	10.0 x 10.0	4.6 x 4.6 x 1.5
Sensor Surface [mm]	3.0	1.4
Graded Grid	N/A	Yes
Grading Ratio	N/A	1.5
MAIA	N/A	N/A
Surface Detection	All points	All points
Scan Method	Measured	Measured

Measurement Results

	Area Scan	Zoom Scan
Date	2024-06-21, 19:55	2024-06-21, 20:13
psSAR1g [W/kg]	0.892	0.944
psSAR10g [W/kg]	0.373	0.337
Power Drift [dB]	-0.04	-0.05
Power Scaling	Disabled	Disabled
Scaling Factor [dB]		
TSL Correction	Positive / Negative	Positive / Negative
M2/M1 [%]		73.6
Dist 3dB Peak [mm]		5.9

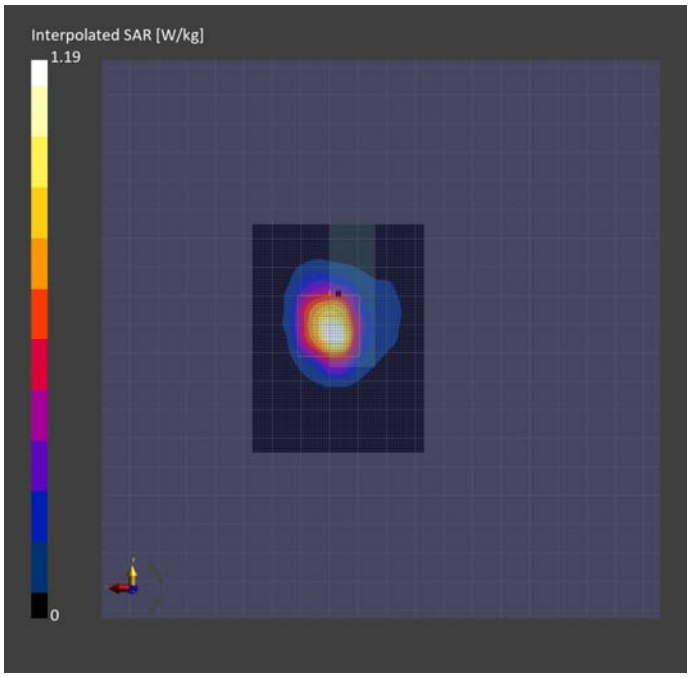

.

Measurement Report for Device, EDGE BOTTOM, WLAN 2.4GHz, 802.11b, Channel 7 (2442.000MHz)

Device under Test Properties

Model, Manufacturer	Dimensions [mm]	DUT Type
Device, Listen Technologies	95.7 x 50.0 x 15.9	Wi-Fi Audio Receiver

Exposure Conditions

Phantom Section, TSL	Position, Test Distance [mm]	Band	Frequency [MHz], Channel Number	Conversion Factor	TSL Conductivity [S/m]	TSL Permittivity
Flat, HSL	EDGE BOTTOM, 0.00	WLAN 2.4GHz	2442.000, 7	6.85	1.73	37.6

Hardware Setup

Phantom	TSL, Measured Date	Probe, Calibration Date	DAE, Calibration Date
ELI V8.0 (20deg probe tilt) - 2191	HBBL-600-10000 SLAAHU16BC221222-1, 2024-Jun-21	EX3DV4 - SN7783, 2024-04-12	DAE4 Sn1724, 2024-03-28

Scan Setup

	Area Scan	Zoom Scan
Grid Extents [mm]	60.0 x 90.0	30.0 x 30.0 x 30.0
Grid Steps [mm]	15.0 x 15.0	4.8 x 4.8 x 1.5
Sensor Surface [mm]	3.0	1.4
Graded Grid	N/A	Yes
Grading Ratio	N/A	1.5
MAIA	N/A	N/A
Surface Detection	All points	All points
Scan Method	Measured	Measured

Measurement Results

	Area Scan	Zoom Scan
Date	2024-06-21, 17:30	2024-06-21, 18:06
psSAR1g [W/kg]	0.634	0.689
psSAR10g [W/kg]	0.252	0.250
Power Drift [dB]	0.17	-0.01
Power Scaling	Disabled	Disabled
Scaling Factor [dB]		
TSL Correction	Positive / Negative	Positive / Negative
M2/M1 [%]		72.3
Dist 3dB Peak [mm]		5.6

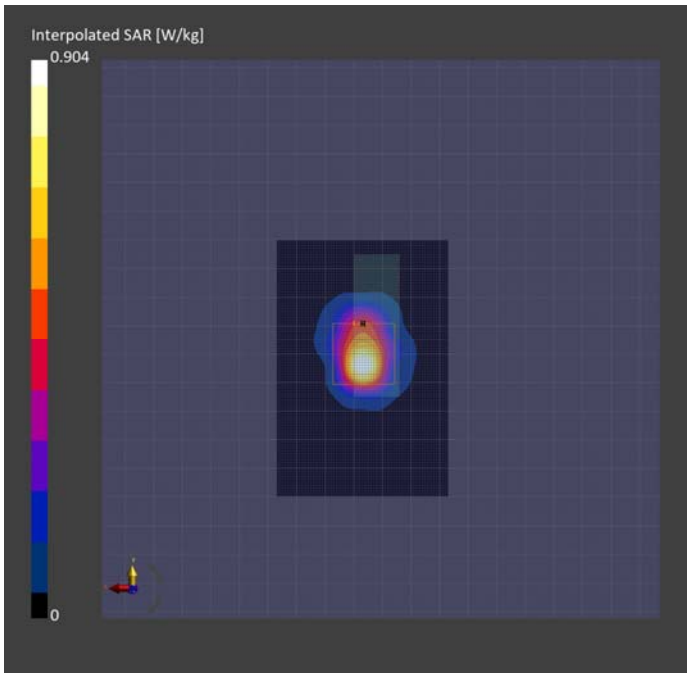

Measurement Report for Device, EDGE LEFT, WLAN 2.4GHz, 802.11b, Channel 1 (2412.000MHz)

Device under Test Properties

Model, Manufacturer	Dimensions [mm]	DUT Type
Device, Listen Technologies	95.7 x 50.0 x 15.9	Wi-Fi Audio Receiver

Exposure Conditions

Phantom Section, TSL	Position, Test Distance [mm]	Band	Frequency [MHz], Channel Number	Conversion Factor	TSL Conductivity [S/m]	TSL Permittivity
Flat, HSL	EDGE LEFT, 0.00	WLAN 2.4GHz	2412.000, 1	6.77	1.75	37.2

Hardware Setup

Phantom	TSL, Measured Date	Probe, Calibration Date	DAE, Calibration Date
ELI V8.0 (20deg probe tilt) - 2191	HBBL-600-10000 SLAAHU16BC221222-1, 2024-Jul-12	EX3DV4 - SN7783, 2023-01-24	DAE4 Sn1724, 2024-03-28

Scan Setup

	Area Scan	Zoom Scan
Grid Extents [mm]	80.0 x 140.0	30.0 x 30.0 x 30.0
Grid Steps [mm]	10.0 x 10.0	5.0 x 5.0 x 1.5
Sensor Surface [mm]	3.0	1.4
Graded Grid	N/A	Yes
Grading Ratio	N/A	1.5
MAIA	Y	N/A
Surface Detection	All points	All points
Scan Method	Measured	Measured

Measurement Results

	Area Scan	Zoom Scan
Date	2024-07-12, 18:39	2024-07-12, 19:01
psSAR1g [W/kg]	0.230	0.220
psSAR10g [W/kg]	0.117	0.110
Power Drift [dB]	-0.02	0.12
Power Scaling	Disabled	Disabled
Scaling Factor [dB]		
TSL Correction	Positive / Negative	Positive / Negative
M2/M1 [%]		74.0
Dist 3dB Peak [mm]		9.3

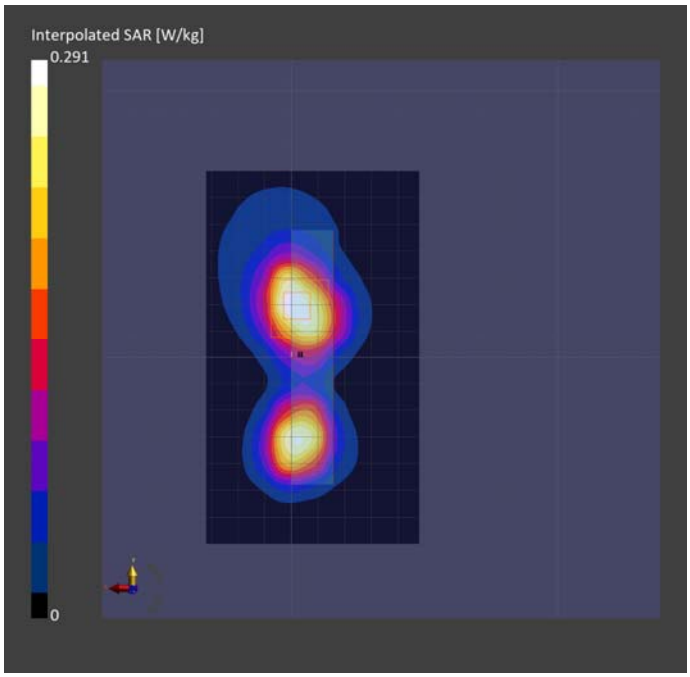

.

Measurement Report for Device, EDGE LEFT, WLAN 2.4GHz, 802.11b, Channel 7 (2442.000MHz)

Device under Test Properties

Model, Manufacturer	Dimensions [mm]	DUT Type
Device, Listen Technologies	95.7 x 50.0 x 15.9	Wi-Fi Audio Receiver

Exposure Conditions

Phantom Section, TSL	Position, Test Distance [mm]	Band	Frequency [MHz], Channel Number	Conversion Factor	TSL Conductivity [S/m]	TSL Permittivity
Flat, HSL	EDGE LEFT, 0.00	WLAN 2.4GHz	2442.000, 7	6.77	1.76	37.1

Hardware Setup

Phantom	TSL, Measured Date	Probe, Calibration Date	DAE, Calibration Date
ELI V8.0 (20deg probe tilt) - 2191	HBBL-600-10000 SLAAHU16BC221222-1, 2024-Jul-12	EX3DV4 - SN7783, 2023-01-24	DAE4 Sn1724, 2024-03-28

Scan Setup

	Area Scan	Zoom Scan
Grid Extents [mm]	80.0 x 140.0	30.0 x 30.0 x 30.0
Grid Steps [mm]	10.0 x 10.0	5.0 x 5.0 x 1.5
Sensor Surface [mm]	3.0	1.4
Graded Grid	N/A	Yes
Grading Ratio	N/A	1.5
MAIA	Y	N/A
Surface Detection	All points	All points
Scan Method	Measured	Measured

Measurement Results

	Area Scan	Zoom Scan
Date	2024-07-12, 18:03	2024-07-12, 18:20
psSAR1g [W/kg]	0.165	0.187
psSAR10g [W/kg]	0.083	0.078
Power Drift [dB]	-0.15	0.13
Power Scaling	Disabled	Disabled
Scaling Factor [dB]		
TSL Correction	Positive / Negative	Positive / Negative
M2/M1 [%]		78.0
Dist 3dB Peak [mm]		5.1

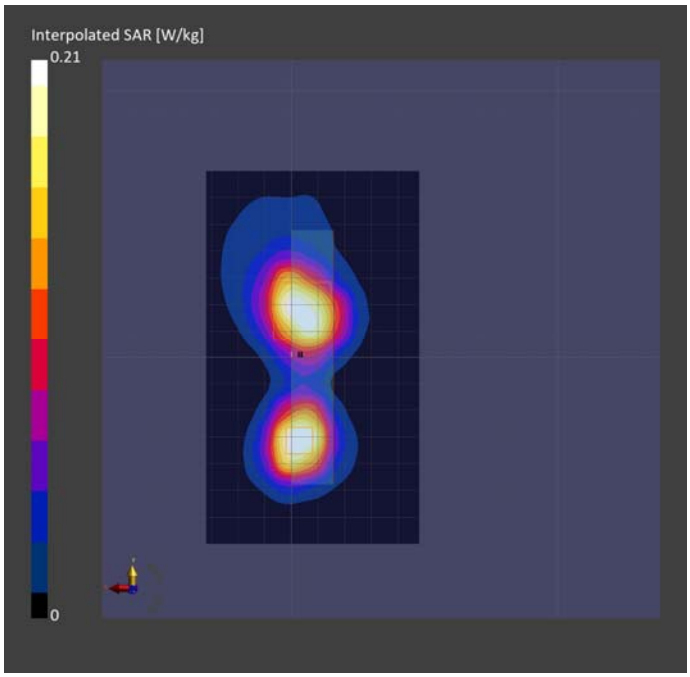

.

Measurement Report for Device, FRONT, WLAN 2.4GHz, 802.11b, Channel 1 (2412.000MHz), Repeat

Device under Test Properties

Model, Manufacturer	Dimensions [mm]	DUT Type
Device, Listen Technologies	95.7 x 50.0 x 15.9	Wi-Fi Audio Receiver

Exposure Conditions

Phantom Section, TSL	Position, Test Distance [mm]	Band	Frequency [MHz], Channel Number	Conversion Factor	TSL Conductivity [S/m]	TSL Permittivity
Flat, HSL	FRONT, 0.00	WLAN 2.4GHz	2412.000, 1	6.77	1.75	37.2

Hardware Setup

Phantom	TSL, Measured Date	Probe, Calibration Date	DAE, Calibration Date
ELI V8.0 (20deg probe tilt) - 2191	HBBL-600-10000 SLAAHU16BC221222-1, 2024-Jul-12	EX3DV4 - SN7783, 2024-04-12	DAE4 Sn1724, 2024-03-28

Scan Setup

	Area Scan	Zoom Scan
Grid Extents [mm]	80.0 x 140.0	30.0 x 30.0 x 30.0
Grid Steps [mm]	10.0 x 10.0	5.0 x 5.0 x 1.5
Sensor Surface [mm]	3.0	1.4
Graded Grid	N/A	Yes
Grading Ratio	N/A	1.5
MAIA	N/A	N/A
Surface Detection	VMS + 6p	VMS + 6p
Scan Method	Measured	Measured

Measurement Results

	Area Scan	Zoom Scan
Date	2024-07-12, 20:40	2024-07-12, 21:14
psSAR1g [W/kg]	1.18	1.27
psSAR10g [W/kg]	0.595	0.567
Power Drift [dB]	-0.03	-0.01
Power Scaling	Disabled	Disabled
Scaling Factor [dB]		
TSL Correction	Positive / Negative	Positive / Negative
M2/M1 [%]		72.6
Dist 3dB Peak [mm]		8.0

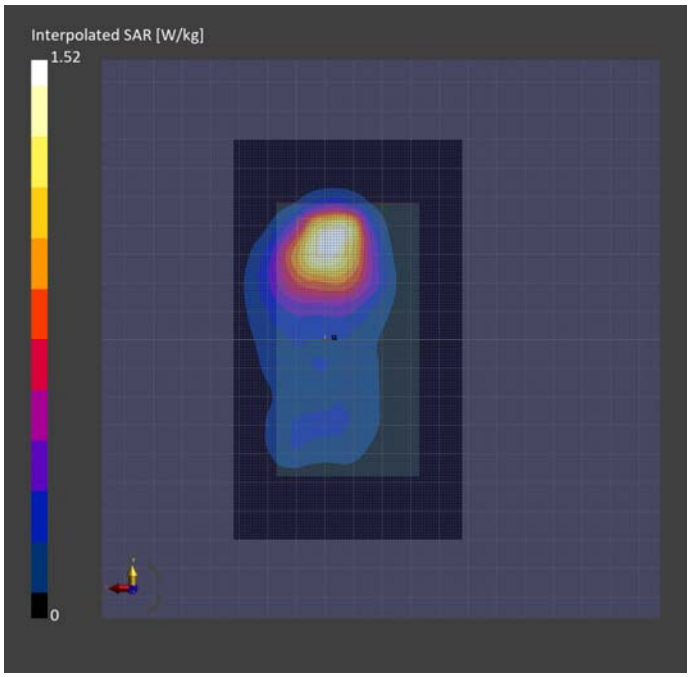

Measurement Report for Device, BACK, WLAN 2.4GHz, 802.11g, Channel 7 (2442.000MHz)

Device under Test Properties

Model, Manufacturer	Dimensions [mm]	DUT Type
Device, Listen Technologies	95.7 x 50.0 x 15.9	Wi-Fi Audio Receiver

Exposure Conditions

Phantom Section, TSL	Position, Test Distance [mm]	Band	Frequency [MHz], Channel Number	Conversion Factor	TSL Conductivity [S/m]	TSL Permittivity
Flat, HSL	BACK, 0.00	WLAN 2.4GHz	2442.000, 7	6.85	1.71	36.2

Hardware Setup

Phantom	TSL, Measured Date	Probe, Calibration Date	DAE, Calibration Date
ELI V8.0 (20deg probe tilt) - 2191	HBBL-600-10000 SLAAHU16BC221222-1, 2024-Jun-27	EX3DV4 - SN7783, 2024-04-12	DAE4 Sn1724, 2024-03-28

Scan Setup

	Area Scan	Zoom Scan
Grid Extents [mm]	80.0 x 140.0	30.0 x 30.0 x 30.0
Grid Steps [mm]	10.0 x 10.0	5.0 x 5.0 x 1.5
Sensor Surface [mm]	3.0	1.4
Graded Grid	N/A	Yes
Grading Ratio	N/A	1.5
MAIA	Y	N/A
Surface Detection	VMS + 6p	VMS + 6p
Scan Method	Measured	Measured

Measurement Results

	Area Scan	Zoom Scan
Date	2024-06-27, 18:44	2024-06-27, 18:54
psSAR1g [W/kg]	0.257	0.256
psSAR10g [W/kg]	0.128	0.121
Power Drift [dB]	0.03	0.08
Power Scaling	Disabled	Disabled
Scaling Factor [dB]		
TSL Correction	Positive / Negative	Positive / Negative
M2/M1 [%]		66.1
Dist 3dB Peak [mm]		6.5

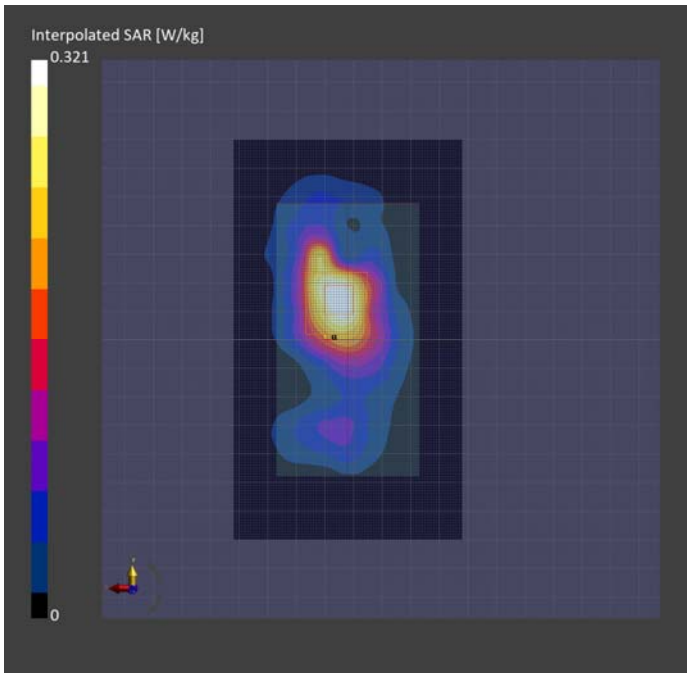

.

Measurement Report for Device, FRONT, WLAN 2.4GHz, 802.11g, Channel 7 (2442.000MHz)

Device under Test Properties

Model, Manufacturer	Dimensions [mm]	DUT Type
Device, Listen Technologies	95.7 x 50.0 x 15.9	Wi-Fi Audio Receiver

Exposure Conditions

Phantom Section, TSL	Position, Test Distance [mm]	Band	Frequency [MHz], Channel Number	Conversion Factor	TSL Conductivity [S/m]	TSL Permittivity
Flat, HSL	FRONT, 0.00	WLAN 2.4GHz	2442.000, 7	6.85	1.84	37.5

Hardware Setup

Phantom	TSL, Measured Date	Probe, Calibration Date	DAE, Calibration Date
ELI V8.0 (20deg probe tilt) - 2191	HBBL-600-10000 SLAAHU16BC221222-1, 2024-Jun-24	EX3DV4 - SN7783, 2024-04-12	DAE4 Sn1724, 2024-03-28

Scan Setup

	Area Scan	Zoom Scan
Grid Extents [mm]	80.0 x 140.0	30.0 x 30.0 x 30.0
Grid Steps [mm]	10.0 x 10.0	5.0 x 5.0 x 1.5
Sensor Surface [mm]	3.0	1.4
Graded Grid	N/A	Yes
Grading Ratio	N/A	1.5
MAIA	N/A	N/A
Surface Detection	VMS + 6p	VMS + 6p
Scan Method	Measured	Measured

Measurement Results

	Area Scan	Zoom Scan
Date	2024-06-25, 16:56	2024-06-25, 17:17
psSAR1g [W/kg]	0.307	0.331
psSAR10g [W/kg]	0.147	0.137
Power Drift [dB]	-0.02	-0.04
Power Scaling	Disabled	Disabled
Scaling Factor [dB]		
TSL Correction	Positive / Negative	Positive / Negative
M2/M1 [%]		71.5
Dist 3dB Peak [mm]		6.4

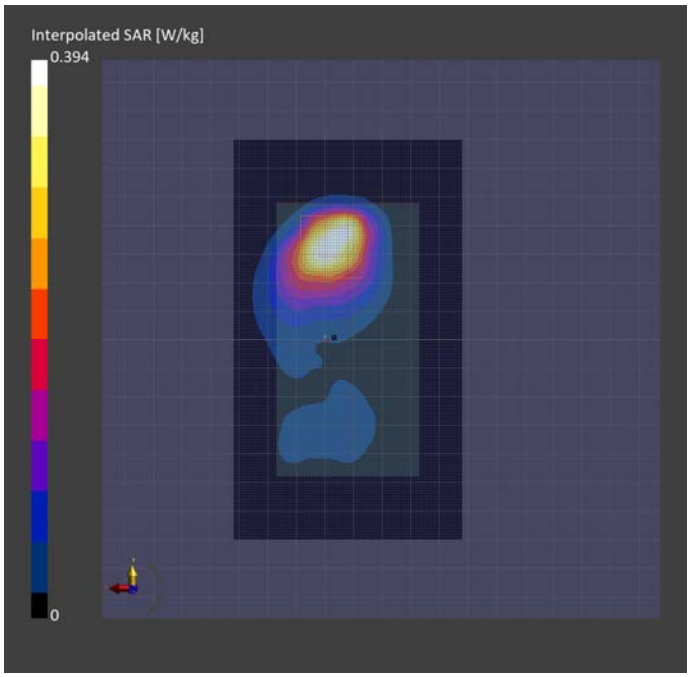

.

Measurement Report for Device, EDGE BOTTOM, WLAN 2.4GHz, 802.11g, Channel 7 (2442.000MHz)

Device under Test Properties

Model, Manufacturer	Dimensions [mm]	DUT Type
Device, Listen Technologies	95.7 x 50.0 x 15.9	Wi-Fi Audio Receiver

Exposure Conditions

Phantom Section, TSL	Position, Test Distance [mm]	Band	Frequency [MHz], Channel Number	Conversion Factor	TSL Conductivity [S/m]	TSL Permittivity
Flat, HSL	EDGE BOTTOM, 0.00	WLAN 2.4GHz	2442.000, 7	6.85	1.73	37.6

Hardware Setup

Phantom	TSL, Measured Date	Probe, Calibration Date	DAE, Calibration Date
ELI V8.0 (20deg probe tilt) - 2191	HBBL-600-10000 SLAAHU16BC221222-1, 2024-Jun-21	EX3DV4 - SN7783, 2024-04-12	DAE4 Sn1724, 2024-03-28

Scan Setup

	Area Scan	Zoom Scan
Grid Extents [mm]	60.0 x 80.0	30.0 x 30.0 x 30.0
Grid Steps [mm]	10.0 x 10.0	4.6 x 4.6 x 1.5
Sensor Surface [mm]	3.0	1.4
Graded Grid	N/A	Yes
Grading Ratio	N/A	1.5
MAIA	N/A	N/A
Surface Detection	All points	All points
Scan Method	Measured	Measured

Measurement Results

	Area Scan	Zoom Scan
Date	2024-06-21, 22:02	2024-06-21, 22:18
psSAR1g [W/kg]	0.273	0.284
psSAR10g [W/kg]	0.109	0.100
Power Drift [dB]	-0.01	-0.05
Power Scaling	Disabled	Disabled
Scaling Factor [dB]		
TSL Correction	Positive / Negative	Positive / Negative
M2/M1 [%]		73.3
Dist 3dB Peak [mm]		6.2

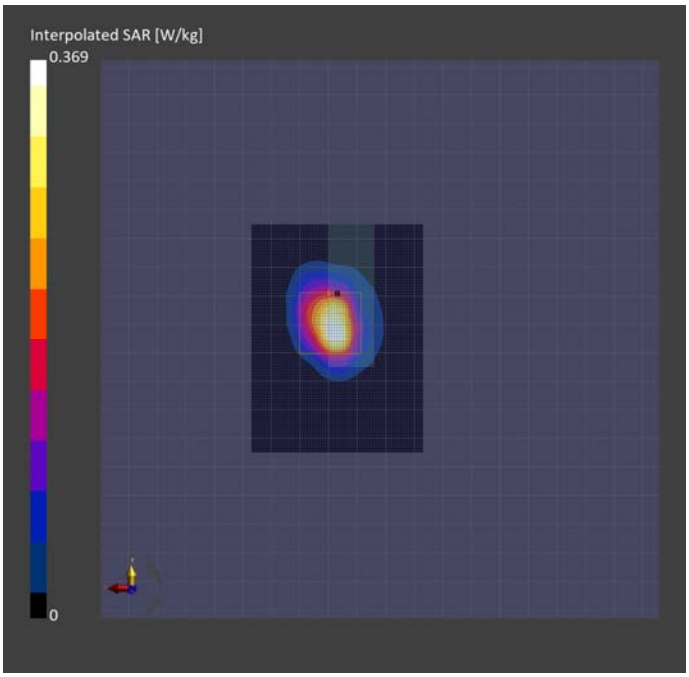

.

Measurement Report for Device, EDGE LEFT, WLAN 2.4GHz, 802.11g, Channel 7 (2442.000MHz)

Device under Test Properties

Model, Manufacturer	Dimensions [mm]	DUT Type
Device, Listen Technologies	95.7 x 50.0 x 15.9	Wi-Fi Audio Receiver

Exposure Conditions

Phantom Section, TSL	Position, Test Distance [mm]	Band	Frequency [MHz], Channel Number	Conversion Factor	TSL Conductivity [S/m]	TSL Permittivity
Flat, HSL	EDGE LEFT, 0.00	WLAN 2.4GHz	2442.000, 7	6.85	1.71	36.2

Hardware Setup

Phantom	TSL, Measured Date	Probe, Calibration Date	DAE, Calibration Date
ELI V8.0 (20deg probe tilt) - 2191	HBBL-600-10000 SLAAHU16BC221222-1, 2024-Jun-27	EX3DV4 - SN7783, 2024-04-12	DAE4 Sn1724, 2024-03-28

Scan Setup

	Area Scan	Zoom Scan
Grid Extents [mm]	60.0 x 140.0	30.0 x 30.0 x 30.0
Grid Steps [mm]	10.0 x 10.0	5.0 x 5.0 x 1.5
Sensor Surface [mm]	3.0	1.4
Graded Grid	N/A	Yes
Grading Ratio	N/A	1.5
MAIA	Y	Y
Surface Detection	VMS + 6p	VMS + 6p
Scan Method	Measured	Measured

Measurement Results

	Area Scan	Zoom Scan
Date	2024-06-28, 16:11	2024-06-28, 16:21
psSAR1g [W/kg]	0.064	0.059
psSAR10g [W/kg]	0.032	0.029
Power Drift [dB]	0.18	-0.10
Power Scaling	Disabled	Disabled
Scaling Factor [dB]		
TSL Correction	Positive / Negative	Positive / Negative
M2/M1 [%]		84.3
Dist 3dB Peak [mm]		10.3

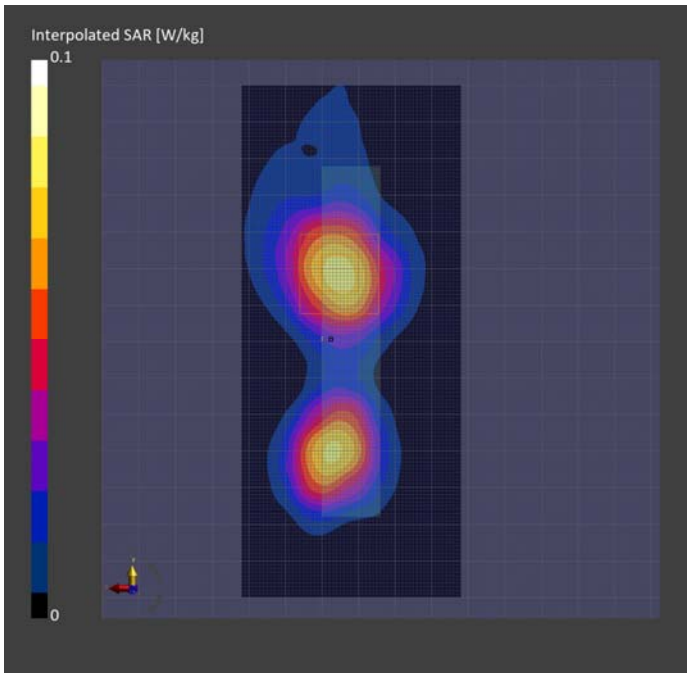

.

Measurement Report for Device, BACK, WLAN 2.4GHz, 802.11n20, Channel 1 (2412.000MHz)

Device under Test Properties

Model, Manufacturer	Dimensions [mm]	DUT Type
Device, Listen Technologies	95.7 x 50.0 x 15.9	Wi-Fi Audio Receiver

Exposure Conditions

Phantom Section, TSL	Position, Test Distance [mm]	Band	Frequency [MHz], Channel Number	Conversion Factor	TSL Conductivity [S/m]	TSL Permittivity
Flat, HSL	BACK, 0.00	WLAN 2.4GHz	2412.000, 1	6.85	1.69	36.3

Hardware Setup

Phantom	TSL, Measured Date	Probe, Calibration Date	DAE, Calibration Date
ELI V8.0 (20deg probe tilt) - 2191	HBBL-600-10000 SLAAHU16BC221222-1, 2024-Jun-27	EX3DV4 - SN7783, 2024-04-12	DAE4 Sn1724, 2024-03-28

Scan Setup

	Area Scan	Zoom Scan
Grid Extents [mm]	80.0 x 140.0	30.0 x 30.0 x 30.0
Grid Steps [mm]	10.0 x 10.0	5.0 x 5.0 x 1.5
Sensor Surface [mm]	3.0	1.4
Graded Grid	N/A	Yes
Grading Ratio	N/A	1.5
MAIA	N/A	N/A
Surface Detection	All points	VMS + 6p
Scan Method	Measured	Measured

Measurement Results

	Area Scan	Zoom Scan
Date	2024-06-27, 19:36	2024-06-27, 20:03
psSAR1g [W/kg]	0.316	0.323
psSAR10g [W/kg]	0.157	0.152
Power Drift [dB]	0.03	-0.02
Power Scaling	Disabled	Disabled
Scaling Factor [dB]		
TSL Correction	Positive / Negative	Positive / Negative
M2/M1 [%]		78.0
Dist 3dB Peak [mm]		6.0

Warning(s) / Error(s)

Details	Area Scan	Zoom Scan
Warning(s)		Power drift exceeds warning threshold.
Error(s)		

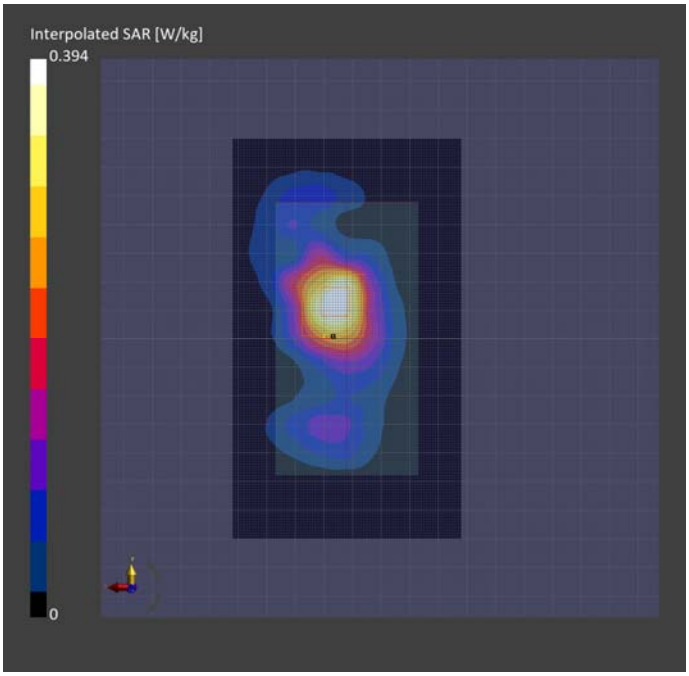

.

Measurement Report for Device, BACK, WLAN 2.4GHz, 802.11n20, Channel 7 (2442.000MHz)

Device under Test Properties

Model, Manufacturer	Dimensions [mm]	DUT Type
Device, Listen Technologies	95.7 x 50.0 x 15.9	Wi-Fi Audio Receiver

Exposure Conditions

Phantom Section, TSL	Position, Test Distance [mm]	Band	Frequency [MHz], Channel Number	Conversion Factor	TSL Conductivity [S/m]	TSL Permittivity
Flat, HSL	BACK, 0.00	WLAN 2.4GHz	2442.000, 7	6.85	1.71	36.2

Hardware Setup

Phantom	TSL, Measured Date	Probe, Calibration Date	DAE, Calibration Date
ELI V8.0 (20deg probe tilt) - 2191	HBBL-600-10000 SLAAHU16BC221222-1, 2024-Jun-27	EX3DV4 - SN7783, 2024-04-12	DAE4 Sn1724, 2024-03-28

Scan Setup

	Area Scan	Zoom Scan
Grid Extents [mm]	80.0 x 140.0	30.0 x 30.0 x 30.0
Grid Steps [mm]	10.0 x 10.0	5.0 x 5.0 x 1.5
Sensor Surface [mm]	3.0	1.4
Graded Grid	N/A	Yes
Grading Ratio	N/A	1.5
MAIA	Y	N/A
Surface Detection	VMS + 6p	All points
Scan Method	Measured	Measured

Measurement Results

	Area Scan	Zoom Scan
Date	2024-06-27, 20:12	2024-06-27, 20:53
psSAR1g [W/kg]	0.261	0.248
psSAR10g [W/kg]	0.128	0.116
Power Drift [dB]	-0.01	-0.07
Power Scaling	Disabled	Disabled
Scaling Factor [dB]		
TSL Correction	Positive / Negative	Positive / Negative
M2/M1 [%]		62.3
Dist 3dB Peak [mm]		6.5

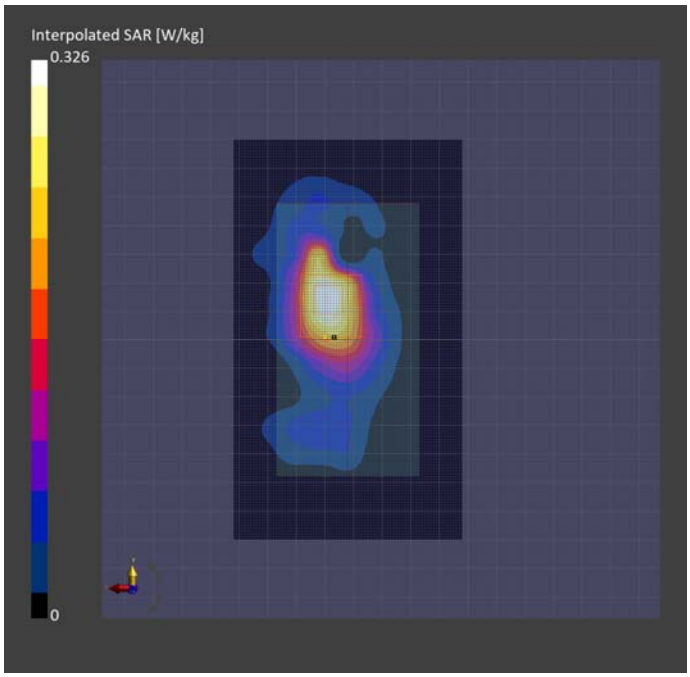

.

Measurement Report for Device, FRONT, WLAN 2.4GHz, 802.11n20, Channel 1 (2412.000MHz)

Device under Test Properties

Model, Manufacturer	Dimensions [mm]	DUT Type
Device, Listen Technologies	95.7 x 50.0 x 15.9	Wi-Fi Audio Receiver

Exposure Conditions

Phantom Section, TSL	Position, Test Distance [mm]	Band	Frequency [MHz], Channel Number	Conversion Factor	TSL Conductivity [S/m]	TSL Permittivity
Flat, HSL	FRONT, 0.00	WLAN 2.4GHz	2412.000, 1	6.85	1.82	37.6

Hardware Setup

Phantom	TSL, Measured Date	Probe, Calibration Date	DAE, Calibration Date
ELI V8.0 (20deg probe tilt) - 2191	HBBL-600-10000 SLAAHU16BC221222-1, 2024-Jun-24	EX3DV4 - SN7783, 2024-04-12	DAE4 Sn1724, 2024-03-28

Scan Setup

	Area Scan	Zoom Scan
Grid Extents [mm]	80.0 x 140.0	30.0 x 30.0 x 30.0
Grid Steps [mm]	10.0 x 10.0	5.0 x 5.0 x 1.5
Sensor Surface [mm]	3.0	1.4
Graded Grid	N/A	Yes
Grading Ratio	N/A	1.5
MAIA	N/A	N/A
Surface Detection	All points	All points
Scan Method	Measured	Measured

Measurement Results

	Area Scan	Zoom Scan
Date	2024-06-25, 17:35	2024-06-25, 17:53
psSAR1g [W/kg]	0.517	0.537
psSAR10g [W/kg]	0.242	0.226
Power Drift [dB]	-0.01	0.02
Power Scaling	Disabled	Disabled
Scaling Factor [dB]		
TSL Correction	Positive / Negative	Positive / Negative
M2/M1 [%]		70.6
Dist 3dB Peak [mm]		7.1

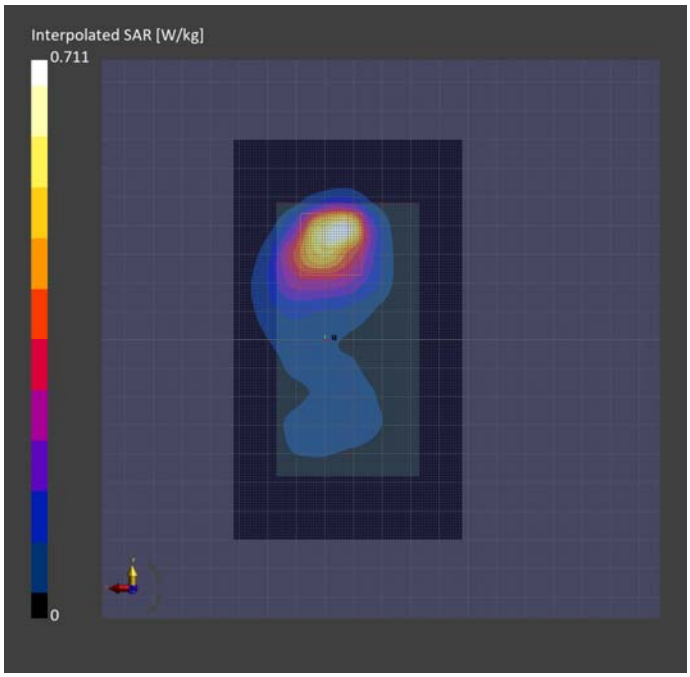

.

Measurement Report for Device, FRONT, WLAN 2.4GHz, 802.11n20, Channel 7 (2442.000MHz)

Device under Test Properties

Model, Manufacturer	Dimensions [mm]	DUT Type
Device, Listen Technologies	95.7 x 50.0 x 15.9	Wi-Fi Audio Receiver

Exposure Conditions

Phantom Section, TSL	Position, Test Distance [mm]	Band	Frequency [MHz], Channel Number	Conversion Factor	TSL Conductivity [S/m]	TSL Permittivity
Flat, HSL	FRONT, 0.00	WLAN 2.4GHz	2442.000, 7	6.85	1.84	37.5

Hardware Setup

Phantom	TSL, Measured Date	Probe, Calibration Date	DAE, Calibration Date
ELI V8.0 (20deg probe tilt) - 2191	HBBL-600-10000 SLAAHU16BC221222-1, 2024-Jun-24	EX3DV4 - SN7783, 2024-04-12	DAE4 Sn1724, 2024-03-28

Scan Setup

	Area Scan	Zoom Scan
Grid Extents [mm]	80.0 x 140.0	30.0 x 30.0 x 30.0
Grid Steps [mm]	10.0 x 10.0	5.0 x 5.0 x 1.5
Sensor Surface [mm]	3.0	1.4
Graded Grid	N/A	Yes
Grading Ratio	N/A	1.5
MAIA	N/A	N/A
Surface Detection	All points	All points
Scan Method	Measured	Measured

Measurement Results

	Area Scan	Zoom Scan
Date	2024-06-25, 21:09	2024-06-25, 21:47
psSAR1g [W/kg]	0.321	0.342
psSAR10g [W/kg]	0.150	0.140
Power Drift [dB]	-0.02	-0.11
Power Scaling	Disabled	Disabled
Scaling Factor [dB]		
TSL Correction	Positive / Negative	Positive / Negative
M2/M1 [%]		70.8
Dist 3dB Peak [mm]		6.8

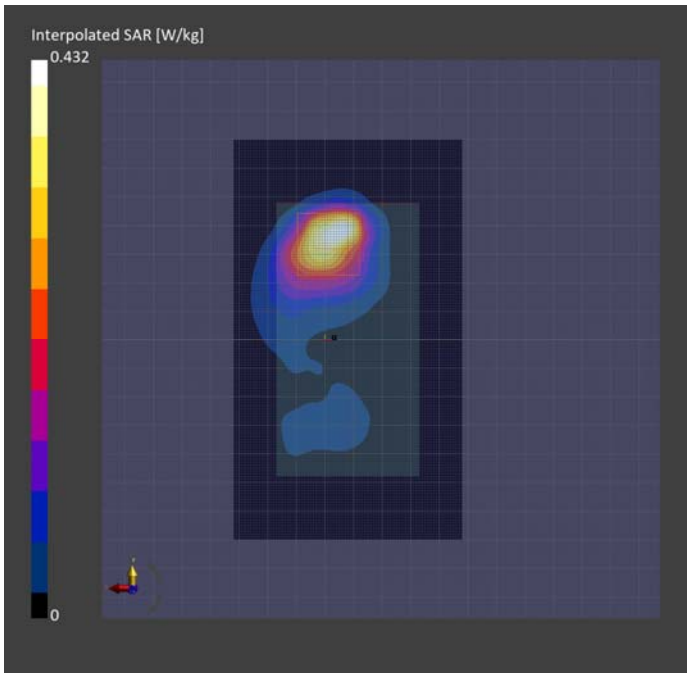

.

Measurement Report for Device, EDGE BOTTOM, WLAN 2.4GHz, 802.11n20, Channel 1 (2412.000MHz)

Device under Test Properties

Model, Manufacturer	Dimensions [mm]	DUT Type
Device, Listen Technologies	95.7 x 50.0 x 15.9	Wi-Fi Audio Receiver

Exposure Conditions

Phantom Section, TSL	Position, Test Distance [mm]	Band	Frequency [MHz], Channel Number	Conversion Factor	TSL Conductivity [S/m]	TSL Permittivity
Flat, HSL	EDGE BOTTOM, 0.00	WLAN 2.4GHz	2412.000, 1	6.85	1.82	37.6

Hardware Setup

Phantom	TSL, Measured Date	Probe, Calibration Date	DAE, Calibration Date
ELI V8.0 (20deg probe tilt) - 2191	HBBL-600-10000 SLAAHU16BC221222-1, 2024-Jun-24	EX3DV4 - SN7783, 2024-04-12	DAE4 Sn1724, 2024-03-28

Scan Setup

	Area Scan	Zoom Scan
Grid Extents [mm]	60.0 x 80.0	30.0 x 30.0 x 30.0
Grid Steps [mm]	10.0 x 10.0	4.5 x 4.5 x 1.5
Sensor Surface [mm]	3.0	1.4
Graded Grid	N/A	Yes
Grading Ratio	N/A	1.5
MAIA	N/A	N/A
Surface Detection	All points	All points
Scan Method	Measured	Measured

Measurement Results

	Area Scan	Zoom Scan
Date	2024-06-24, 16:41	2024-06-24, 16:58
psSAR1g [W/kg]	0.416	0.450
psSAR10g [W/kg]	0.173	0.162
Power Drift [dB]	-0.13	0.02
Power Scaling	Disabled	Disabled
Scaling Factor [dB]		
TSL Correction	Positive / Negative	Positive / Negative
M2/M1 [%]		73.7
Dist 3dB Peak [mm]		6.1

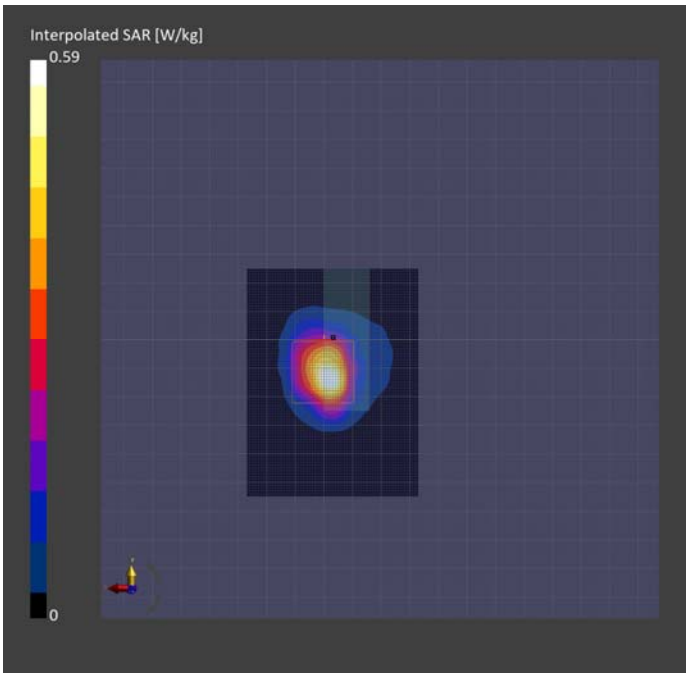

.

Measurement Report for Device, EDGE BOTTOM, WLAN 2.4GHz, 802.11n20, Channel 7 (2442.000MHz)

Device under Test Properties

Model, Manufacturer	Dimensions [mm]	DUT Type
Device, Listen Technologies	95.7 x 50.0 x 15.9	Wi-Fi Audio Receiver

Exposure Conditions

Phantom Section, TSL	Position, Test Distance [mm]	Band	Frequency [MHz], Channel Number	Conversion Factor	TSL Conductivity [S/m]	TSL Permittivity
Flat, HSL	EDGE BOTTOM, 0.00	WLAN 2.4GHz	2442.000, 7	6.85	1.84	37.5

Hardware Setup

Phantom	TSL, Measured Date	Probe, Calibration Date	DAE, Calibration Date
ELI V8.0 (20deg probe tilt) - 2191	HBBL-600-10000 SLAAHU16BC221222-1, 2024-Jun-24	EX3DV4 - SN7783, 2024-04-12	DAE4 Sn1724, 2024-03-28

Scan Setup

	Area Scan	Zoom Scan
Grid Extents [mm]	60.0 x 80.0	30.0 x 30.0 x 30.0
Grid Steps [mm]	10.0 x 10.0	4.6 x 4.6 x 1.5
Sensor Surface [mm]	3.0	1.4
Graded Grid	N/A	Yes
Grading Ratio	N/A	1.5
MAIA	N/A	N/A
Surface Detection	All points	All points
Scan Method	Measured	Measured

Measurement Results

	Area Scan	Zoom Scan
Date	2024-06-24, 17:31	2024-06-24, 17:47
psSAR1g [W/kg]	0.257	0.276
psSAR10g [W/kg]	0.104	0.10
Power Drift [dB]	-0.03	0.02
Power Scaling	Disabled	Disabled
Scaling Factor [dB]		
TSL Correction	Positive / Negative	Positive / Negative
M2/M1 [%]		71.5
Dist 3dB Peak [mm]		6.2

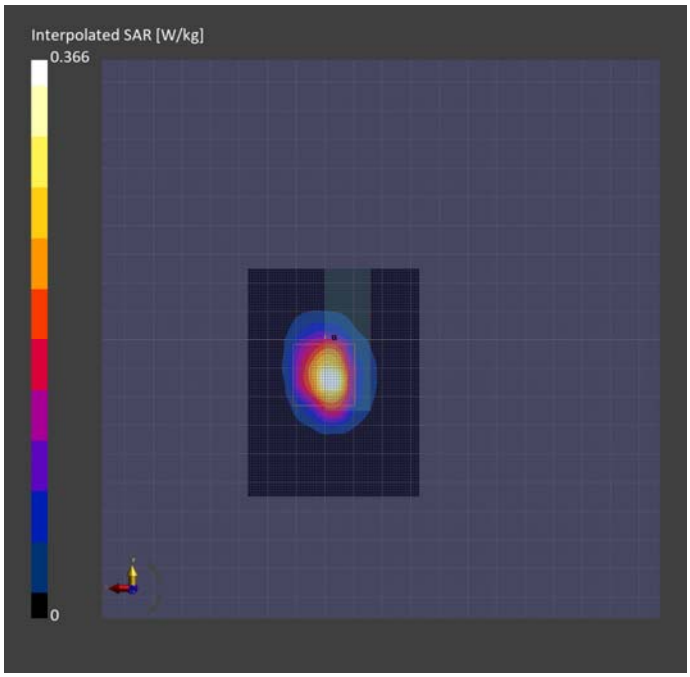

.

Measurement Report for Device, EDGE LEFT, WLAN 2.4GHz, 802.11n20, Channel 1 (2412.000MHz)

Device under Test Properties

Model, Manufacturer	Dimensions [mm]	DUT Type
Device, Listen Technologies	95.7 x 50.0 x 15.9	Wi-Fi Audio Receiver

Exposure Conditions

Phantom Section, TSL	Position, Test Distance [mm]	Band	Frequency [MHz], Channel Number	Conversion Factor	TSL Conductivity [S/m]	TSL Permittivity
Flat, HSL	EDGE LEFT, 0.00	WLAN 2.4GHz	2412.000, 1	6.77	1.75	37.2

Hardware Setup

Phantom	TSL, Measured Date	Probe, Calibration Date	DAE, Calibration Date
ELI V8.0 (20deg probe tilt) - 2191	HBBL-600-10000 SLAAHU16BC221222-1, 2024-Jul-12	EX3DV4 - SN7783, 2023-01-24	DAE4 Sn1724, 2024-03-28

Scan Setup

	Area Scan	Zoom Scan
Grid Extents [mm]	80.0 x 140.0	30.0 x 30.0 x 30.0
Grid Steps [mm]	10.0 x 10.0	5.0 x 5.0 x 1.5
Sensor Surface [mm]	3.0	1.4
Graded Grid	N/A	Yes
Grading Ratio	N/A	1.5
MAIA	Y	Y
Surface Detection	All points	All points
Scan Method	Measured	Measured

Measurement Results

	Area Scan	Zoom Scan
Date	2024-07-12, 19:20	2024-07-12, 20:00
psSAR1g [W/kg]	0.100	0.113
psSAR10g [W/kg]	0.051	0.051
Power Drift [dB]	0.07	-0.14
Power Scaling	Disabled	Disabled
Scaling Factor [dB]		
TSL Correction	Positive / Negative	Positive / Negative
M2/M1 [%]		77.4
Dist 3dB Peak [mm]		9.1

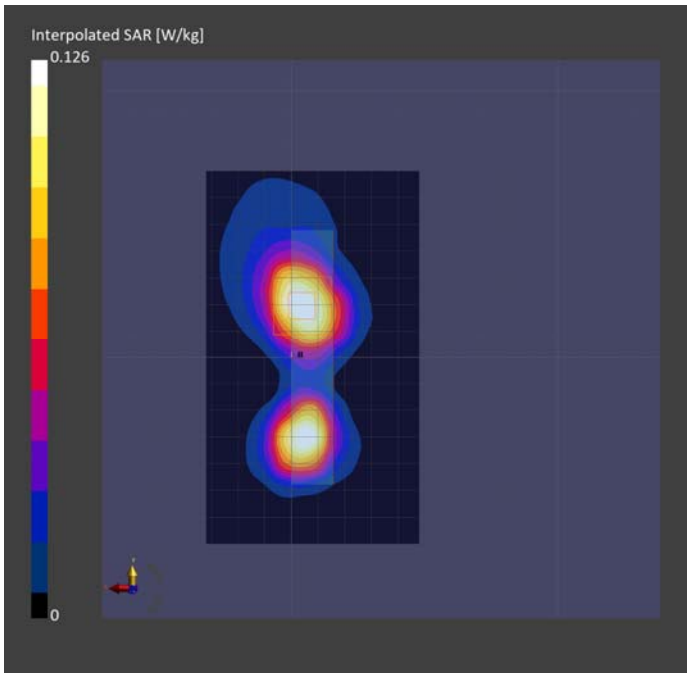

.

Measurement Report for Device, EDGE LEFT, WLAN 2.4GHz, 802.11n20, Channel 7 (2442.000MHz)

Device under Test Properties

Model, Manufacturer	Dimensions [mm]	DUT Type
Device, Listen Technologies	95.7 x 50.0 x 15.9	Wi-Fi Audio Receiver

Exposure Conditions

Phantom Section, TSL	Position, Test Distance [mm]	Band	Frequency [MHz], Channel Number	Conversion Factor	TSL Conductivity [S/m]	TSL Permittivity
Flat, HSL	EDGE LEFT, 0.00	WLAN 2.4GHz	2442.000, 7	6.85	1.71	36.2

Hardware Setup

Phantom	TSL, Measured Date	Probe, Calibration Date	DAE, Calibration Date
ELI V8.0 (20deg probe tilt) - 2191	HBBL-600-10000 SLAAHU16BC221222-1, 2024-Jun-27	EX3DV4 - SN7783, 2024-04-12	DAE4 Sn1724, 2024-03-28

Scan Setup

	Area Scan	Zoom Scan
Grid Extents [mm]	60.0 x 140.0	30.0 x 30.0 x 30.0
Grid Steps [mm]	10.0 x 10.0	5.0 x 5.0 x 1.5
Sensor Surface [mm]	3.0	1.4
Graded Grid	N/A	Yes
Grading Ratio	N/A	1.5
MAIA	Y	Y
Surface Detection	All points	All points
Scan Method	Measured	Measured

Measurement Results

	Area Scan	Zoom Scan
Date	2024-06-28, 17:46	2024-06-28, 18:15
psSAR1g [W/kg]	0.057	0.056
psSAR10g [W/kg]	0.029	0.027
Power Drift [dB]	0.10	0.15
Power Scaling	Disabled	Disabled
Scaling Factor [dB]		
TSL Correction	Positive / Negative	Positive / Negative
M2/M1 [%]		71.3
Dist 3dB Peak [mm]		9.5

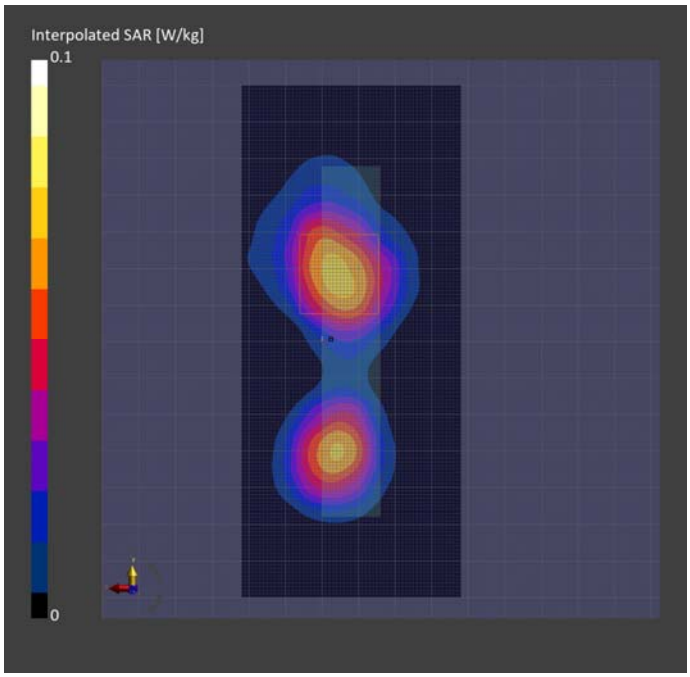

5250MHz Band

. .

Measurement Report for Device, BACK, U-NII-1, 802.11a20, Channel 36 (5180.000MHz)

Device under Test Properties

Model, Manufacturer	Dimensions [mm]	DUT Type
Device, Listen Technologies	95.7 x 50.0 x 15.9	Wi-Fi Audio Receiver

Exposure Conditions

Phantom Section, TSL	Position, Test Distance [mm]	Band	Frequency [MHz], Channel Number	Conversion Factor	TSL Conductivity [S/m]	TSL Permittivity
Flat, HSL	BACK, 0.00	U-NII-1	5180.000, 36	5.0	4.25	33.6

Hardware Setup

Phantom	TSL, Measured Date	Probe, Calibration Date	DAE, Calibration Date
ELI V8.0 (20deg probe tilt) - 2191	HBBL-600-10000 SLAAHU16BC221222-1, 2024-Jul-02	EX3DV4 - SN7783, 2024-04-12	DAE4 Sn1724, 2024-03-28

Scan Setup

	Area Scan	Zoom Scan
Grid Extents [mm]	80.0 x 140.0	22.0 x 22.0 x 22.0
Grid Steps [mm]	10.0 x 10.0	3.4 x 3.4 x 1.4
Sensor Surface [mm]	3.0	1.4
Graded Grid	N/A	Yes
Grading Ratio	N/A	1.4
MAIA	Y	Y
Surface Detection	All points	All points
Scan Method	Measured	Measured

Measurement Results

	Area Scan	Zoom Scan
Date	2024-07-03, 17:43	2024-07-03, 18:58
psSAR1g [W/kg]	0.169	0.172
psSAR10g [W/kg]	0.054	0.044
Power Drift [dB]	-0.01	-0.09
Power Scaling	Disabled	Disabled
Scaling Factor [dB]		
TSL Correction	Positive / Negative	Positive / Negative
M2/M1 [%]		61.8
Dist 3dB Peak [mm]		3.1

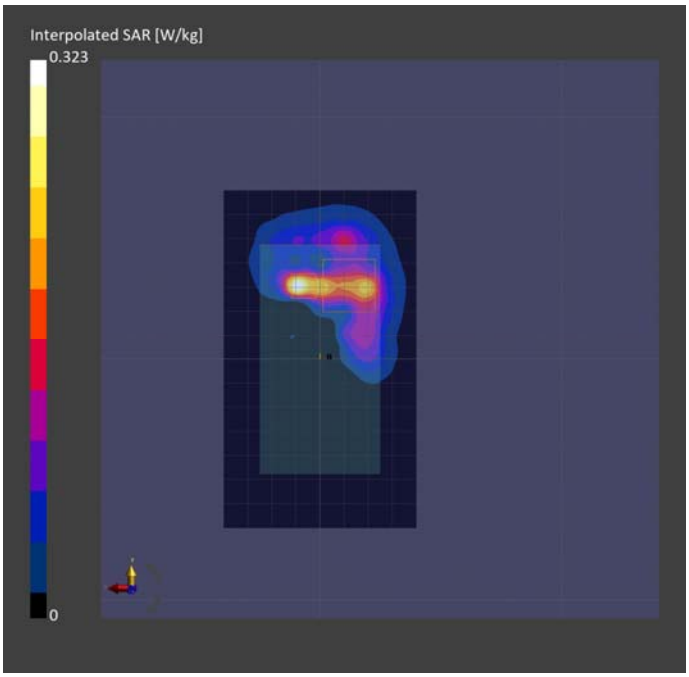

.

Measurement Report for Device, BACK, U-NII-1, 802.11a20, Channel 48 (5240.000MHz)

Device under Test Properties

Model, Manufacturer	Dimensions [mm]	DUT Type
Device, Listen Technologies	95.7 x 50.0 x 15.9	Wi-Fi Audio Receiver

Exposure Conditions

Phantom Section, TSL	Position, Test Distance [mm]	Band	Frequency [MHz], Channel Number	Conversion Factor	TSL Conductivity [S/m]	TSL Permittivity
Flat, HSL	BACK, 0.00	U-NII-1	5240.000, 48	5.0	4.32	33.4

Hardware Setup

Phantom	TSL, Measured Date	Probe, Calibration Date	DAE, Calibration Date
ELI V8.0 (20deg probe tilt) - 2191	HBBL-600-10000 SLAAHU16BC221222-1, 2024-Jul-02	EX3DV4 - SN7783, 2024-04-12	DAE4 Sn1724, 2024-03-28

Scan Setup

	Area Scan	Zoom Scan
Grid Extents [mm]	80.0 x 140.0	22.0 x 22.0 x 22.0
Grid Steps [mm]	10.0 x 10.0	2.7 x 2.7 x 1.2
Sensor Surface [mm]	3.0	1.4
Graded Grid	N/A	Yes
Grading Ratio	N/A	1.2
MAIA	Y	Y
Surface Detection	All points	All points
Scan Method	Measured	Measured

Measurement Results

	Area Scan	Zoom Scan
Date	2024-07-03, 16:10	2024-07-03, 17:27
psSAR1g [W/kg]	0.173	0.186
psSAR10g [W/kg]	0.057	0.045
Power Drift [dB]	-0.14	-0.01
Power Scaling	Disabled	Disabled
Scaling Factor [dB]		
TSL Correction	Positive / Negative	Positive / Negative
M2/M1 [%]		69.2
Dist 3dB Peak [mm]		2.2

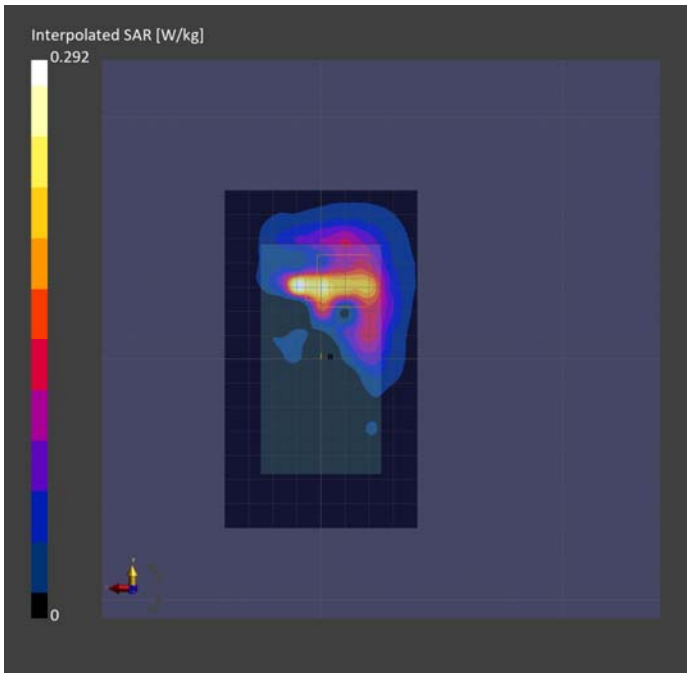

.

Measurement Report for Device, FRONT, U-NII-1, 802.11a20, Channel 36 (5180.000MHz)

Device under Test Properties

Model, Manufacturer	Dimensions [mm]	DUT Type
Device, Listen Technologies	95.7 x 50.0 x 15.9	Wi-Fi Audio Receiver

Exposure Conditions

Phantom Section, TSL	Position, Test Distance [mm]	Band	Frequency [MHz], Channel Number	Conversion Factor	TSL Conductivity [S/m]	TSL Permittivity
Flat, HSL	FRONT, 0.00	U-NII-1	5180.000, 36	5.0	4.25	33.6

Hardware Setup

Phantom	TSL, Measured Date	Probe, Calibration Date	DAE, Calibration Date
ELI V8.0 (20deg probe tilt) - 2191	HBBL-600-10000 SLAAHU16BC221222-1, 2024-Jul-02	EX3DV4 - SN7783, 2024-04-12	DAE4 Sn1724, 2024-03-28

Scan Setup

	Area Scan	Zoom Scan
Grid Extents [mm]	80.0 x 140.0	22.0 x 22.0 x 22.0
Grid Steps [mm]	10.0 x 10.0	4.0 x 4.0 x 1.4
Sensor Surface [mm]	3.0	1.4
Graded Grid	N/A	Yes
Grading Ratio	N/A	1.4
MAIA	Y	N/A
Surface Detection	All points	All points
Scan Method	Measured	Measured

Measurement Results

	Area Scan	Zoom Scan
Date	2024-07-02, 21:03	2024-07-02, 22:26
psSAR1g [W/kg]	0.550	0.150
psSAR10g [W/kg]	0.213	0.016
Power Drift [dB]	0.03	0.12
Power Scaling	Disabled	Disabled
Scaling Factor [dB]		
TSL Correction	Positive / Negative	Positive / Negative
M2/M1 [%]		62.7
Dist 3dB Peak [mm]		1.6

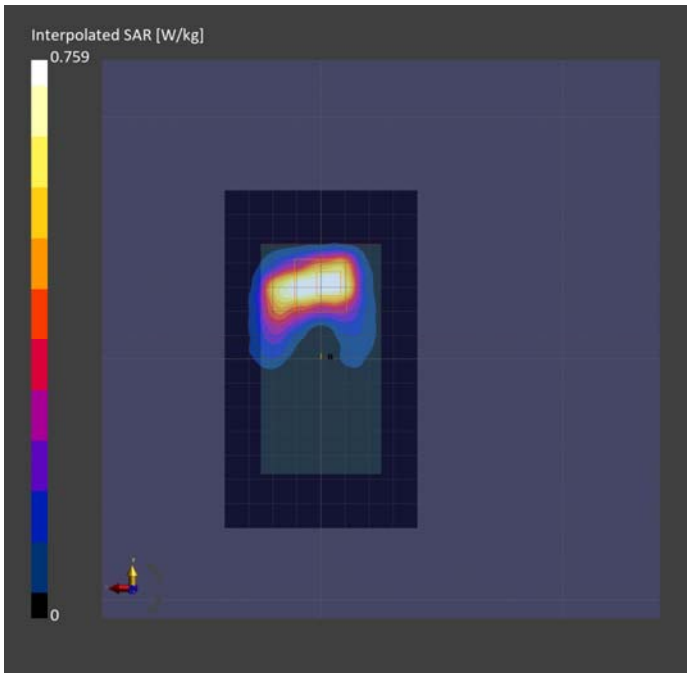

.

Measurement Report for Device, FRONT, U-NII-1, 802.11a20, Channel 48 (5240.000MHz)

Device under Test Properties

Model, Manufacturer	Dimensions [mm]	DUT Type
Device, Listen Technologies	95.7 x 50.0 x 15.9	Wi-Fi Audio Receiver

Exposure Conditions

Phantom Section, TSL	Position, Test Distance [mm]	Band	Frequency [MHz], Channel Number	Conversion Factor	TSL Conductivity [S/m]	TSL Permittivity
Flat, HSL	FRONT, 0.00	U-NII-1	5240.000, 48	5.0	4.32	33.4

Hardware Setup

Phantom	TSL, Measured Date	Probe, Calibration Date	DAE, Calibration Date
ELI V8.0 (20deg probe tilt) - 2191	HBBL-600-10000 SLAAHU16BC221222-1, 2024-Jul-02	EX3DV4 - SN7783, 2024-04-12	DAE4 Sn1724, 2024-03-28

Scan Setup

	Area Scan	Zoom Scan
Grid Extents [mm]	80.0 x 140.0	22.0 x 22.0 x 22.0
Grid Steps [mm]	10.0 x 10.0	4.0 x 4.0 x 1.4
Sensor Surface [mm]	3.0	1.4
Graded Grid	N/A	Yes
Grading Ratio	N/A	1.4
MAIA	Y	N/A
Surface Detection	All points	All points
Scan Method	Measured	Measured

Measurement Results

	Area Scan	Zoom Scan
Date	2024-07-02, 20:06	2024-07-02, 20:47
psSAR1g [W/kg]	0.616	0.770
psSAR10g [W/kg]	0.229	0.222
Power Drift [dB]	-0.04	-0.02
Power Scaling	Disabled	Disabled
Scaling Factor [dB]		
TSL Correction	Positive / Negative	Positive / Negative
M2/M1 [%]		61.6
Dist 3dB Peak [mm]		6.1

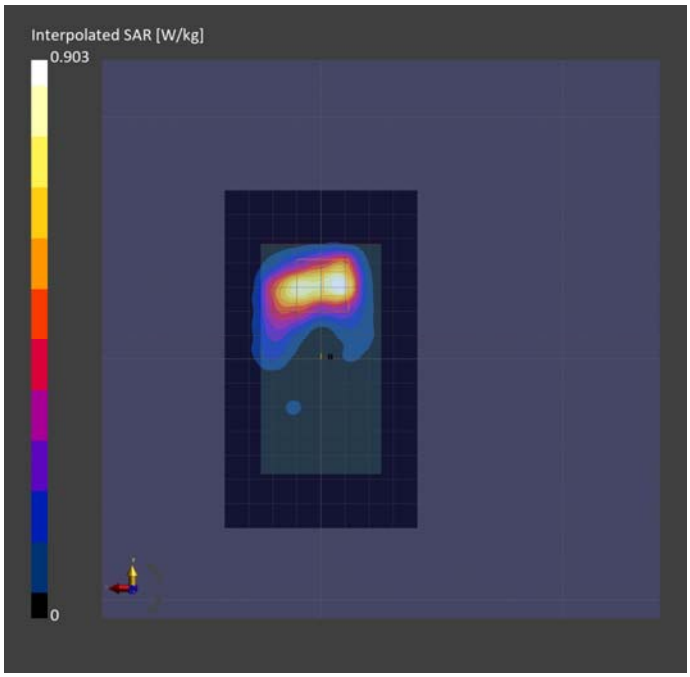

.

Measurement Report for Device, EDGE BOTTOM, U-NII-1, 802.11a20, Channel 36 (5180.000MHz)

Device under Test Properties

Model, Manufacturer	Dimensions [mm]	DUT Type
Device, Listen Technologies	95.7 x 50.0 x 15.9	Wi-Fi Audio Receiver

Exposure Conditions

Phantom Section, TSL	Position, Test Distance [mm]	Band	Frequency [MHz], Channel Number	Conversion Factor	TSL Conductivity [S/m]	TSL Permittivity
Flat, HSL	EDGE BOTTOM, 0.00	U-NII-1	5180.000, 36	5.0	4.36	36.0

Hardware Setup

Phantom	TSL, Measured Date	Probe, Calibration Date	DAE, Calibration Date
ELI V8.0 (20deg probe tilt) - 2191	HBBL-600-10000 SLAAHU16BC221222-1, 2024-Jul-01	EX3DV4 - SN7783, 2024-04-12	DAE4 Sn1724, 2024-03-28

Scan Setup

	Area Scan	Zoom Scan
Grid Extents [mm]	60.0 x 80.0	22.0 x 22.0 x 22.0
Grid Steps [mm]	10.0 x 10.0	3.9 x 3.9 x 1.4
Sensor Surface [mm]	3.0	1.4
Graded Grid	N/A	Yes
Grading Ratio	N/A	1.4
MAIA	N/A	N/A
Surface Detection	VMS + 6p	VMS + 6p
Scan Method	Measured	Measured

Measurement Results

	Area Scan	Zoom Scan
Date	2024-07-01, 16:24	2024-07-01, 16:46
psSAR1g [W/kg]	0.713	0.732
psSAR10g [W/kg]	0.214	0.205
Power Drift [dB]	0.04	0.00
Power Scaling	Disabled	Disabled
Scaling Factor [dB]		
TSL Correction	Positive / Negative	Positive / Negative
M2/M1 [%]		64.9
Dist 3dB Peak [mm]		4.7

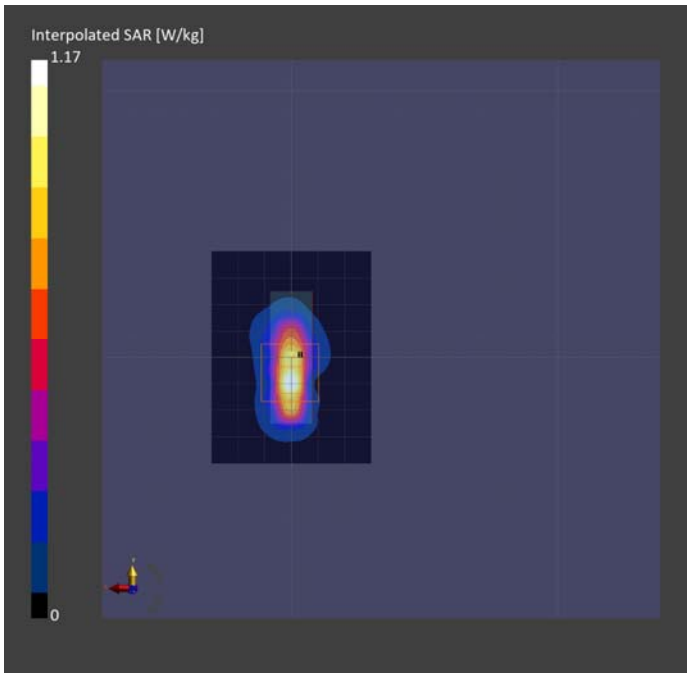

.

Measurement Report for Device, EDGE BOTTOM, U-NII-1, 802.11a20, Channel 48 (5240.000MHz)

Device under Test Properties

Model, Manufacturer	Dimensions [mm]	DUT Type
Device, Listen Technologies	95.7 x 50.0 x 15.9	Wi-Fi Audio Receiver

Exposure Conditions

Phantom Section, TSL	Position, Test Distance [mm]	Band	Frequency [MHz], Channel Number	Conversion Factor	TSL Conductivity [S/m]	TSL Permittivity
Flat, HSL	EDGE BOTTOM, 0.00	U-NII-1	5240.000, 48	5.0	4.43	36.0

Hardware Setup

Phantom	TSL, Measured Date	Probe, Calibration Date	DAE, Calibration Date
ELI V8.0 (20deg probe tilt) - 2191	HBBL-600-10000 SLAAHU16BC221222-1, 2024-Jul-01	EX3DV4 - SN7783, 2024-04-12	DAE4 Sn1724, 2024-03-28

Scan Setup

	Area Scan	Zoom Scan
Grid Extents [mm]	60.0 x 80.0	22.0 x 22.0 x 22.0
Grid Steps [mm]	10.0 x 10.0	4.0 x 4.0 x 1.4
Sensor Surface [mm]	3.0	1.4
Graded Grid	N/A	Yes
Grading Ratio	N/A	1.4
MAIA	N/A	N/A
Surface Detection	All points	All points
Scan Method	Measured	Measured

Measurement Results

	Area Scan	Zoom Scan
Date	2024-07-01, 18:13	2024-07-01, 19:47
psSAR1g [W/kg]	0.653	0.786
psSAR10g [W/kg]	0.207	0.212
Power Drift [dB]	-0.15	0.03
Power Scaling	Disabled	Disabled
Scaling Factor [dB]		
TSL Correction	Positive / Negative	Positive / Negative
M2/M1 [%]		62.9
Dist 3dB Peak [mm]		4.9

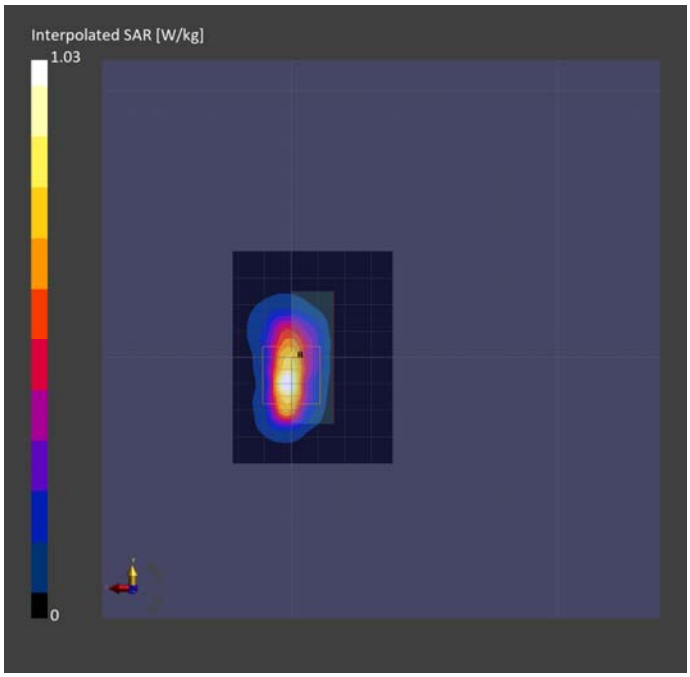

.

Measurement Report for Device, EDGE LEFT, U-NII-1, 802.11a20, Channel 36 (5180.000MHz)

Device under Test Properties

Model, Manufacturer	Dimensions [mm]	DUT Type
Device, Listen Technologies	95.7 x 50.0 x 15.9	Wi-Fi Audio Receiver

Exposure Conditions

Phantom Section, TSL	Position, Test Distance [mm]	Band	Frequency [MHz], Channel Number	Conversion Factor	TSL Conductivity [S/m]	TSL Permittivity
Flat, HSL	EDGE LEFT, 0.00	U-NII-1	5180.000, 36	4.98	4.41	32.8

Hardware Setup

Phantom	TSL, Measured Date	Probe, Calibration Date	DAE, Calibration Date
ELI V8.0 (20deg probe tilt) - 2191	HBBL-600-10000 SLAAHU16BC221222-1, 2024-Jul-10	EX3DV4 - SN7783, 2023-01-24	DAE4 Sn1724, 2024-03-28

Scan Setup

	Area Scan	Zoom Scan
Grid Extents [mm]	80.0 x 160.0	22.0 x 22.0 x 22.0
Grid Steps [mm]	10.0 x 10.0	4.0 x 4.0 x 1.4
Sensor Surface [mm]	3.0	1.4
Graded Grid	N/A	Yes
Grading Ratio	N/A	1.4
MAIA	Y	Y
Surface Detection	All points	All points
Scan Method	Measured	Measured

Measurement Results

	Area Scan	Zoom Scan
Date	2024-07-10, 22:12	2024-07-10, 22:48
psSAR1g [W/kg]	0.124	0.111
psSAR10g [W/kg]	0.046	0.036
Power Drift [dB]	-0.13	-0.13
Power Scaling	Disabled	Disabled
Scaling Factor [dB]		
TSL Correction	Positive / Negative	Positive / Negative
M2/M1 [%]		56.3
Dist 3dB Peak [mm]		9.0

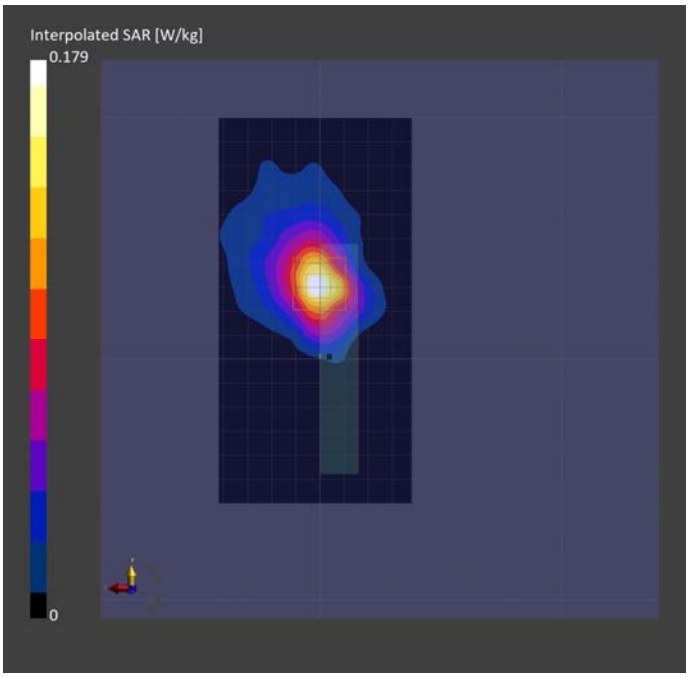

.

Measurement Report for Device, EDGE LEFT, U-NII-1, 802.11a20, Channel 48 (5240.000MHz)

Device under Test Properties

Model, Manufacturer	Dimensions [mm]	DUT Type
Device, Listen Technologies	95.7 x 50.0 x 15.9	Wi-Fi Audio Receiver

Exposure Conditions

Phantom Section, TSL	Position, Test Distance [mm]	Band	Frequency [MHz], Channel Number	Conversion Factor	TSL Conductivity [S/m]	TSL Permittivity
Flat, HSL	EDGE LEFT, 0.00	U-NII-1	5240.000, 48	4.98	4.50	32.8

Hardware Setup

Phantom	TSL, Measured Date	Probe, Calibration Date	DAE, Calibration Date
ELI V8.0 (20deg probe tilt) - 2191	HBBL-600-10000 SLAAHU16BC221222-1, 2024-Jul-11	EX3DV4 - SN7783, 2023-01-24	DAE4 Sn1724, 2024-03-28

Scan Setup

	Area Scan	Zoom Scan
Grid Extents [mm]	100.0 x 160.0	22.0 x 22.0 x 22.0
Grid Steps [mm]	10.0 x 10.0	4.0 x 4.0 x 1.4
Sensor Surface [mm]	3.0	1.4
Graded Grid	N/A	Yes
Grading Ratio	N/A	1.4
MAIA	Y	Y
Surface Detection	All points	All points
Scan Method	Measured	Measured

Measurement Results

	Area Scan	Zoom Scan
Date	2024-07-11, 14:57	2024-07-11, 15:29
psSAR1g [W/kg]	0.118	0.102
psSAR10g [W/kg]	0.045	0.030
Power Drift [dB]	-0.10	0.14
Power Scaling	Disabled	Disabled
Scaling Factor [dB]		
TSL Correction	Positive / Negative	Positive / Negative
M2/M1 [%]		58.5
Dist 3dB Peak [mm]		7.6

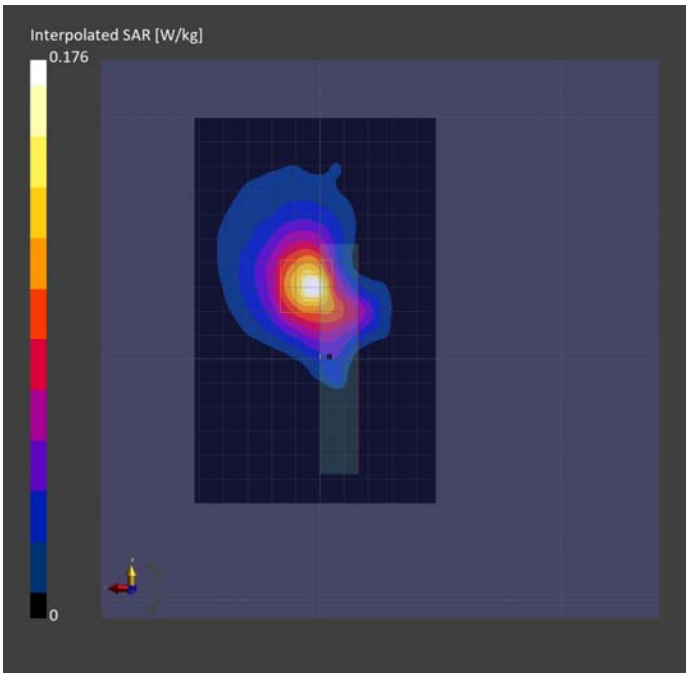

.

Measurement Report for Device, BACK, U-NII-1, 802.11n20, Channel 48 (5240.000MHz)

Device under Test Properties

Model, Manufacturer	Dimensions [mm]	DUT Type
Device, Listen Technologies	95.7 x 50.0 x 15.9	Wi-Fi Audio Receiver

Exposure Conditions

Phantom Section, TSL	Position, Test Distance [mm]	Band	Frequency [MHz], Channel Number	Conversion Factor	TSL Conductivity [S/m]	TSL Permittivity
Flat, HSL	BACK, 0.00	U-NII-1	5240.000, 48	5.0	4.32	33.4

Hardware Setup

Phantom	TSL, Measured Date	Probe, Calibration Date	DAE, Calibration Date
ELI V8.0 (20deg probe tilt) - 2191	HBBL-600-10000 SLAAHU16BC221222-1, 2024-Jul-02	EX3DV4 - SN7783, 2024-04-12	DAE4 Sn1724, 2024-03-28

Scan Setup

	Area Scan	Zoom Scan
Grid Extents [mm]	80.0 x 140.0	22.0 x 22.0 x 22.0
Grid Steps [mm]	10.0 x 10.0	2.6 x 2.6 x 1.2
Sensor Surface [mm]	3.0	1.4
Graded Grid	N/A	Yes
Grading Ratio	N/A	1.2
MAIA	Y	Y
Surface Detection	All points	All points
Scan Method	Measured	Measured

Measurement Results

	Area Scan	Zoom Scan
Date	2024-07-03, 15:11	2024-07-03, 15:52
psSAR1g [W/kg]	0.181	0.175
psSAR10g [W/kg]	0.057	0.046
Power Drift [dB]	0.10	0.02
Power Scaling	Disabled	Disabled
Scaling Factor [dB]		
TSL Correction	Positive / Negative	Positive / Negative
M2/M1 [%]		65.8
Dist 3dB Peak [mm]		3.5

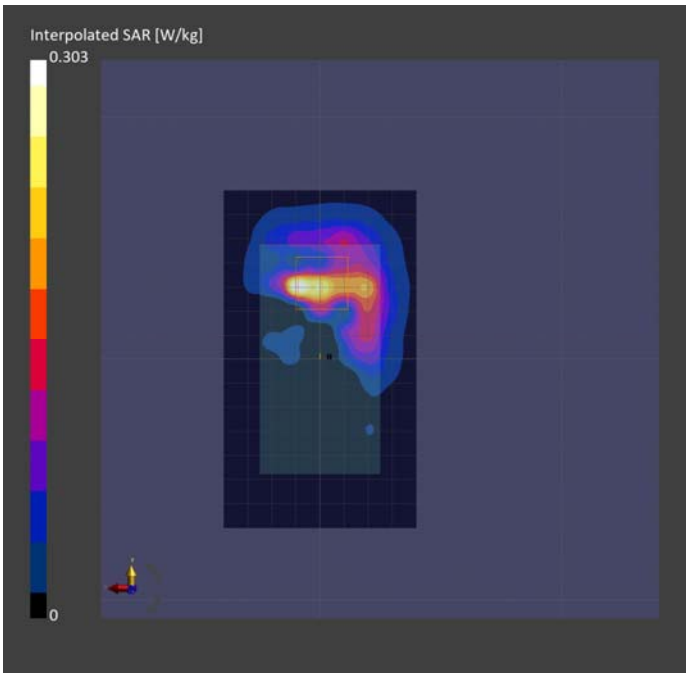

.

Measurement Report for Device, FRONT, U-NII-1, 802.11n20, Channel 36 (5180.000MHz)

Device under Test Properties

Model, Manufacturer	Dimensions [mm]	DUT Type
Device, Listen Technologies	95.7 x 50.0 x 15.9	Wi-Fi Audio Receiver

Exposure Conditions

Phantom Section, TSL	Position, Test Distance [mm]	Band	Frequency [MHz], Channel Number	Conversion Factor	TSL Conductivity [S/m]	TSL Permittivity
Flat, HSL	FRONT, 0.00	U-NII-1	5180.000, 36	4.98	4.41	32.8

Hardware Setup

Phantom	TSL, Measured Date	Probe, Calibration Date	DAE, Calibration Date
ELI V8.0 (20deg probe tilt) - 2191	HBBL-600-10000 SLAAHU16BC221222-1, 2024-Jul-10	EX3DV4 - SN7783, 2023-01-24	DAE4 Sn1724, 2024-03-28

Scan Setup

	Area Scan	Zoom Scan
Grid Extents [mm]	80.0 x 140.0	22.0 x 22.0 x 22.0
Grid Steps [mm]	10.0 x 10.0	3.4 x 3.4 x 1.4
Sensor Surface [mm]	3.0	1.4
Graded Grid	N/A	Yes
Grading Ratio	N/A	1.4
MAIA	Y	Y
Surface Detection	All points	All points
Scan Method	Measured	Measured

Measurement Results

	Area Scan	Zoom Scan
Date	2024-07-10, 19:07	2024-07-10, 21:34
psSAR1g [W/kg]	0.506	0.162
psSAR10g [W/kg]	0.198	0.048
Power Drift [dB]	-0.18	0.18
Power Scaling	Disabled	Disabled
Scaling Factor [dB]		
TSL Correction	Positive / Negative	Positive / Negative
M2/M1 [%]		58.4
Dist 3dB Peak [mm]		3.4

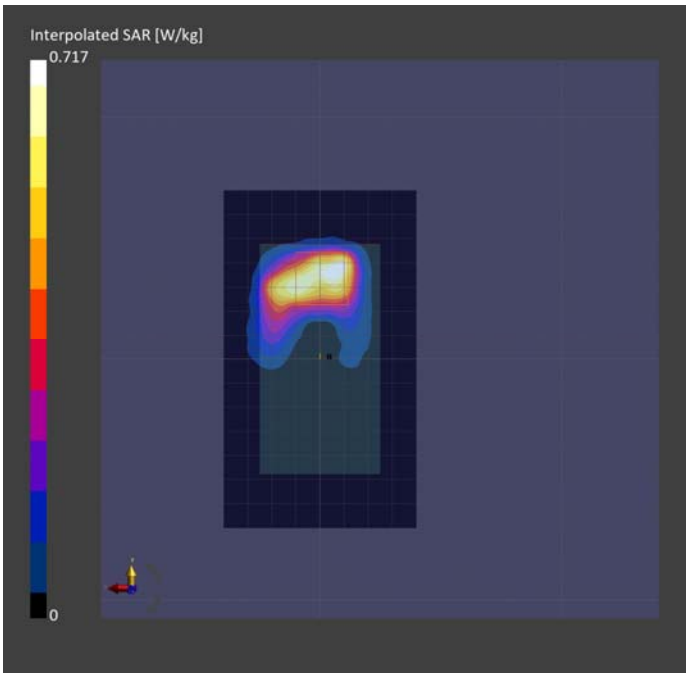

.

Measurement Report for Device, FRONT, U-NII-1, 802.11n20, Channel 48 (5240.000MHz)

Device under Test Properties

Model, Manufacturer	Dimensions [mm]	DUT Type
Device, Listen Technologies	95.7 x 50.0 x 15.9	Wi-Fi Audio Receiver

Exposure Conditions

Phantom Section, TSL	Position, Test Distance [mm]	Band	Frequency [MHz], Channel Number	Conversion Factor	TSL Conductivity [S/m]	TSL Permittivity
Flat, HSL	FRONT, 0.00	U-NII-1	5240.000, 48	5.0	4.32	33.4

Hardware Setup

Phantom	TSL, Measured Date	Probe, Calibration Date	DAE, Calibration Date
ELI V8.0 (20deg probe tilt) - 2191	HBBL-600-10000 SLAAHU16BC221222-1, 2024-Jul-02	EX3DV4 - SN7783, 2024-04-12	DAE4 Sn1724, 2024-03-28

Scan Setup

	Area Scan	Zoom Scan
Grid Extents [mm]	80.0 x 140.0	22.0 x 22.0 x 22.0
Grid Steps [mm]	10.0 x 10.0	4.0 x 4.0 x 1.4
Sensor Surface [mm]	3.0	1.4
Graded Grid	N/A	Yes
Grading Ratio	N/A	1.4
MAIA	N/A	N/A
Surface Detection	All points	All points
Scan Method	Measured	Measured

Measurement Results

	Area Scan	Zoom Scan
Date	2024-07-02, 19:25	2024-07-02, 19:42
psSAR1g [W/kg]	0.664	0.758
psSAR10g [W/kg]	0.227	0.216
Power Drift [dB]	-0.01	0.00
Power Scaling	Disabled	Disabled
Scaling Factor [dB]		
TSL Correction	Positive / Negative	Positive / Negative
M2/M1 [%]		62.8
Dist 3dB Peak [mm]		5.9

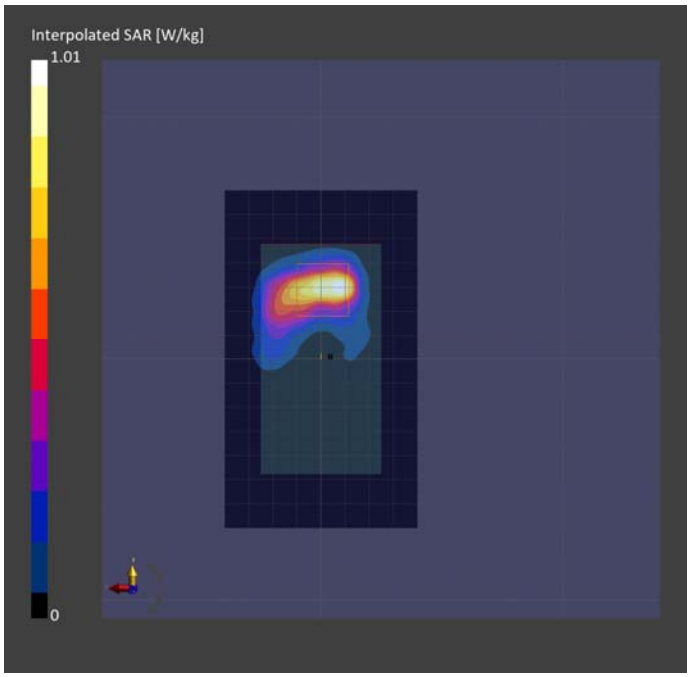

.

Measurement Report for Device, EDGE BOTTOM, U-NII-1, 802.11n20, Channel 36 (5180.000MHz)

Device under Test Properties

Model, Manufacturer	Dimensions [mm]	DUT Type
Device, Listen Technologies	95.7 x 50.0 x 15.9	Wi-Fi Audio Receiver

Exposure Conditions

Phantom Section, TSL	Position, Test Distance [mm]	Band	Frequency [MHz], Channel Number	Conversion Factor	TSL Conductivity [S/m]	TSL Permittivity
Flat, HSL	EDGE BOTTOM, 0.00	U-NII-1	5180.000, 36	5.0	4.36	36.0

Hardware Setup

Phantom	TSL, Measured Date	Probe, Calibration Date	DAE, Calibration Date
ELI V8.0 (20deg probe tilt) - 2191	HBBL-600-10000 SLAAHU16BC221222-1, 2024-Jul-01	EX3DV4 - SN7783, 2024-04-12	DAE4 Sn1724, 2024-03-28

Scan Setup

	Area Scan	Zoom Scan
Grid Extents [mm]	60.0 x 80.0	22.0 x 22.0 x 22.0
Grid Steps [mm]	10.0 x 10.0	4.0 x 4.0 x 1.4
Sensor Surface [mm]	3.0	1.4
Graded Grid	N/A	Yes
Grading Ratio	N/A	1.4
MAIA	N/A	N/A
Surface Detection	All points	All points
Scan Method	Measured	Measured

Measurement Results

	Area Scan	Zoom Scan
Date	2024-07-01, 21:00	2024-07-01, 21:56
psSAR1g [W/kg]	0.624	0.697
psSAR10g [W/kg]	0.194	0.189
Power Drift [dB]	0.05	-0.19
Power Scaling	Disabled	Disabled
Scaling Factor [dB]		
TSL Correction	Positive / Negative	Positive / Negative
M2/M1 [%]		62.4
Dist 3dB Peak [mm]		4.9

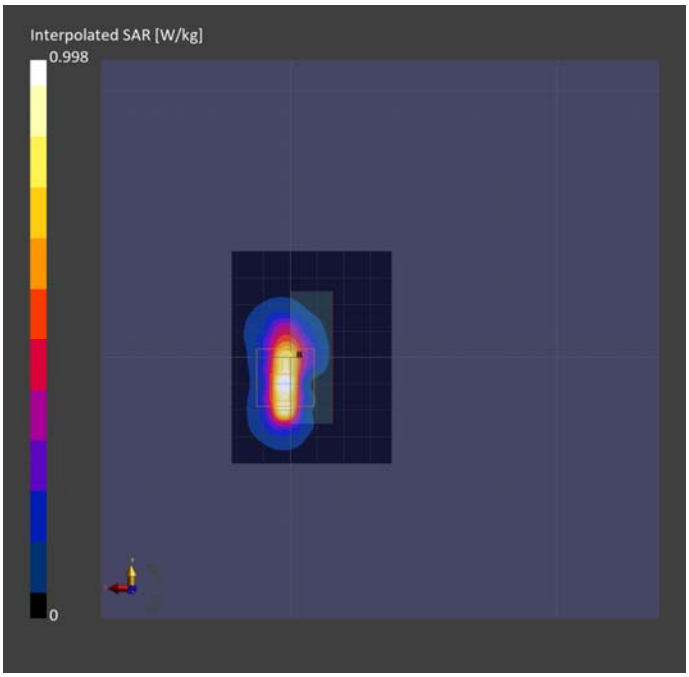

.

Measurement Report for Device, EDGE BOTTOM, U-NII-1, 802.11n20, Channel 48 (5240.000MHz)

Device under Test Properties

Model, Manufacturer	Dimensions [mm]	DUT Type
Device, Listen Technologies	95.7 x 50.0 x 15.9	Wi-Fi Audio Receiver

Exposure Conditions

Phantom Section, TSL	Position, Test Distance [mm]	Band	Frequency [MHz], Channel Number	Conversion Factor	TSL Conductivity [S/m]	TSL Permittivity
Flat, HSL	EDGE BOTTOM, 0.00	U-NII-1	5240.000, 48	5.0	4.43	36.0

Hardware Setup

Phantom	TSL, Measured Date	Probe, Calibration Date	DAE, Calibration Date
ELI V8.0 (20deg probe tilt) - 2191	HBBL-600-10000 SLAAHU16BC221222-1, 2024-Jul-01	EX3DV4 - SN7783, 2024-04-12	DAE4 Sn1724, 2024-03-28

Scan Setup

	Area Scan	Zoom Scan
Grid Extents [mm]	60.0 x 80.0	22.0 x 22.0 x 22.0
Grid Steps [mm]	10.0 x 10.0	3.8 x 3.8 x 1.4
Sensor Surface [mm]	3.0	1.4
Graded Grid	N/A	Yes
Grading Ratio	N/A	1.4
MAIA	N/A	N/A
Surface Detection	All points	All points
Scan Method	Measured	Measured

Measurement Results

	Area Scan	Zoom Scan
Date	2024-07-01, 22:11	2024-07-01, 22:56
psSAR1g [W/kg]	0.608	0.769
psSAR10g [W/kg]	0.198	0.207
Power Drift [dB]	-0.09	-0.10
Power Scaling	Disabled	Disabled
Scaling Factor [dB]		
TSL Correction	Positive / Negative	Positive / Negative
M2/M1 [%]		62.4
Dist 3dB Peak [mm]		5.1

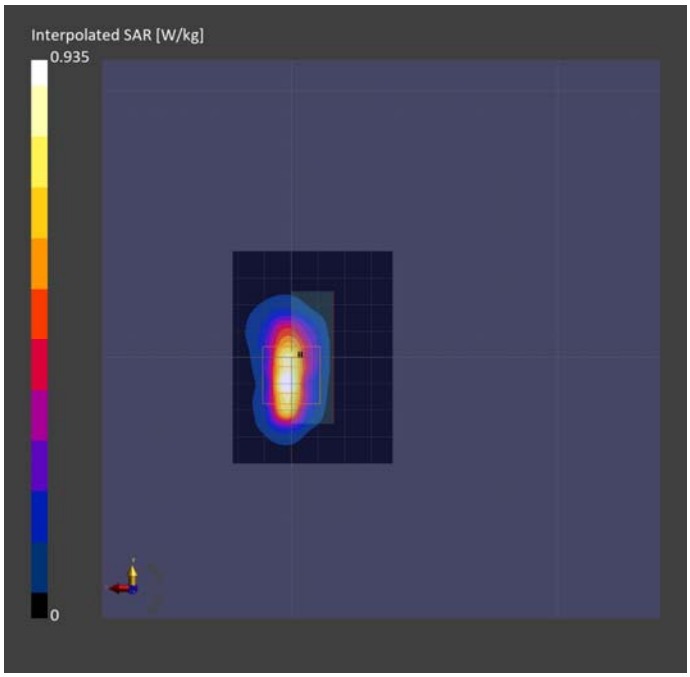

.

Measurement Report for Device, EDGE LEFT, U-NII-1, 802.11n20, Channel 48 (5240.000MHz)

Device under Test Properties

Model, Manufacturer	Dimensions [mm]	DUT Type
Device, Listen Technologies	95.7 x 50.0 x 15.9	Wi-Fi Audio Receiver

Exposure Conditions

Phantom Section, TSL	Position, Test Distance [mm]	Band	Frequency [MHz], Channel Number	Conversion Factor	TSL Conductivity [S/m]	TSL Permittivity
Flat, HSL	EDGE LEFT, 0.00	U-NII-1	5240.000, 48	4.98	4.30	33.2

Hardware Setup

Phantom	TSL, Measured Date	Probe, Calibration Date	DAE, Calibration Date
ELI V8.0 (20deg probe tilt) - 2191	HBBL-600-10000 SLAAHU16BC221222-1, 2024-Jul-05	EX3DV4 - SN7783, 2023-01-24	DAE4 Sn1724, 2024-03-28

Scan Setup

	Area Scan	Zoom Scan
Grid Extents [mm]	100.0 x 100.0	22.0 x 22.0 x 22.0
Grid Steps [mm]	10.0 x 10.0	4.0 x 4.0 x 1.4
Sensor Surface [mm]	3.0	1.4
Graded Grid	N/A	Yes
Grading Ratio	N/A	1.4
MAIA	Y	Y
Surface Detection	All points	All points
Scan Method	Measured	Measured

Measurement Results

	Area Scan	Zoom Scan
Date	2024-07-05, 18:41	2024-07-05, 19:03
psSAR1g [W/kg]	0.109	0.099
psSAR10g [W/kg]	0.040	0.028
Power Drift [dB]	-0.06	-0.17
Power Scaling	Disabled	Disabled
Scaling Factor [dB]		
TSL Correction	Positive / Negative	Positive / Negative
M2/M1 [%]		56.3
Dist 3dB Peak [mm]		9.0

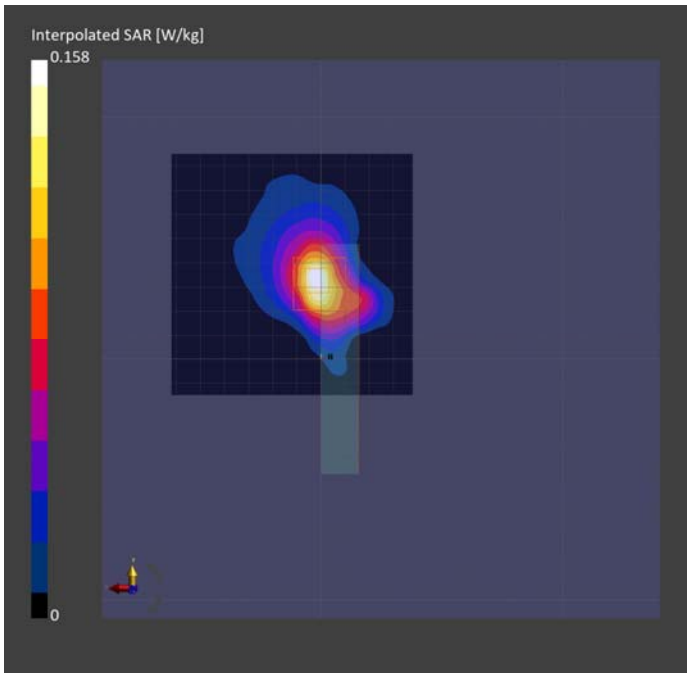

5750MHz Band

.

Measurement Report for Device, BACK, U-NII-3, 802.11a20, Channel 149 (5745.000MHz)

Device under Test Properties

Model, Manufacturer	Dimensions [mm]	DUT Type
Device, Listen Technologies	95.7 x 50.0 x 15.9	Wi-Fi Audio Receiver

Exposure Conditions

Phantom Section, TSL	Position, Test Distance [mm]	Band	Frequency [MHz], Channel Number	Conversion Factor	TSL Conductivity [S/m]	TSL Permittivity
Flat, HSL	BACK, 0.00	U-NII-3	5745.000, 149	4.52	4.95	32.0

Hardware Setup

Phantom	TSL, Measured Date	Probe, Calibration Date	DAE, Calibration Date
ELI V8.0 (20deg probe tilt) - 2191	HBBL-600-10000 SLAAHU16BC221222-1, 2024-Jul-09	EX3DV4 - SN7783, 2023-01-24	DAE4 Sn1724, 2024-03-28

Scan Setup

	Area Scan	Zoom Scan
Grid Extents [mm]	80.0 x 140.0	22.0 x 22.0 x 22.0
Grid Steps [mm]	10.0 x 10.0	4.0 x 4.0 x 1.4
Sensor Surface [mm]	3.0	1.4
Graded Grid	N/A	Yes
Grading Ratio	N/A	1.4
MAIA	Y	Y
Surface Detection	All points	All points
Scan Method	Measured	Measured

Measurement Results

	Area Scan	Zoom Scan
Date	2024-07-09, 20:32	2024-07-09, 21:08
psSAR1g [W/kg]	0.140	0.143
psSAR10g [W/kg]	0.047	0.032
Power Drift [dB]	0.10	0.12
Power Scaling	Disabled	Disabled
Scaling Factor [dB]		
TSL Correction	Positive / Negative	Positive / Negative
M2/M1 [%]		55.9
Dist 3dB Peak [mm]		5.8

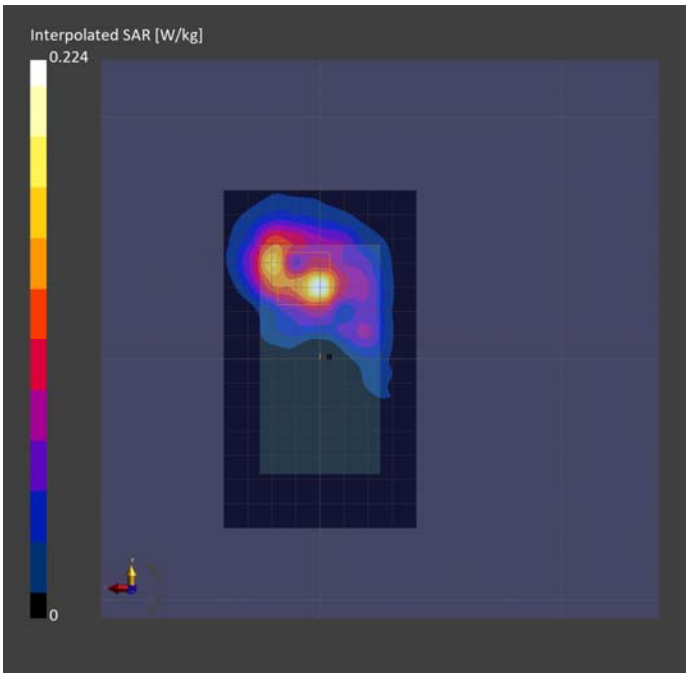

.

Measurement Report for Device, FRONT, U-NII-3, 802.11a20, Channel 149 (5745.000MHz)

Device under Test Properties

Model, Manufacturer	Dimensions [mm]	DUT Type
Device, Listen Technologies	95.7 x 50.0 x 15.9	Wi-Fi Audio Receiver

Exposure Conditions

Phantom Section, TSL	Position, Test Distance [mm]	Band	Frequency [MHz], Channel Number	Conversion Factor	TSL Conductivity [S/m]	TSL Permittivity
Flat, HSL	FRONT, 0.00	U-NII-3	5745.000, 149	4.52	5.04	34.4

Hardware Setup

Phantom	TSL, Measured Date	Probe, Calibration Date	DAE, Calibration Date
ELI V8.0 (20deg probe tilt) - 2191	HBBL-600-10000 SLAAHU16BC221222-1, 2024-Jul-08	EX3DV4 - SN7783, 2023-01-24	DAE4 Sn1724, 2024-03-28

Scan Setup

	Area Scan	Zoom Scan
Grid Extents [mm]	80.0 x 140.0	22.0 x 22.0 x 22.0
Grid Steps [mm]	10.0 x 10.0	4.0 x 4.0 x 1.4
Sensor Surface [mm]	3.0	1.4
Graded Grid	N/A	Yes
Grading Ratio	N/A	1.4
MAIA	Y	N/A
Surface Detection	All points	All points
Scan Method	Measured	Measured

Measurement Results

	Area Scan	Zoom Scan
Date	2024-07-08, 20:34	2024-07-08, 21:14
psSAR1g [W/kg]	1.00	1.28
psSAR10g [W/kg]	0.313	0.318
Power Drift [dB]	-0.08	-0.01
Power Scaling	Disabled	Disabled
Scaling Factor [dB]		
TSL Correction	Positive / Negative	Positive / Negative
M2/M1 [%]		58.4
Dist 3dB Peak [mm]		5.7

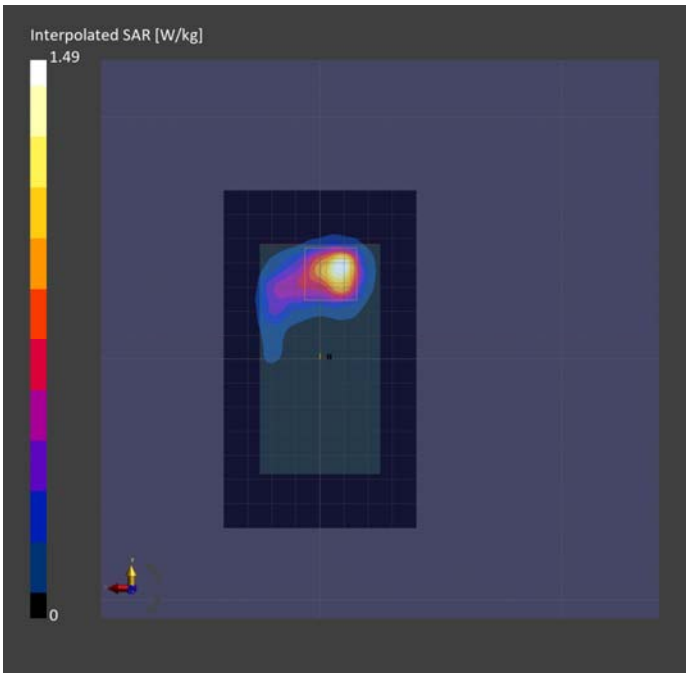

.

Measurement Report for Device, FRONT, U-NII-3, 802.11a20, Channel 165 (5825.000MHz)

Device under Test Properties

Model, Manufacturer	Dimensions [mm]	DUT Type
Device, Listen Technologies	95.7 x 50.0 x 15.9	Wi-Fi Audio Receiver

Exposure Conditions

Phantom Section, TSL	Position, Test Distance [mm]	Band	Frequency [MHz], Channel Number	Conversion Factor	TSL Conductivity [S/m]	TSL Permittivity
Flat, HSL	FRONT, 0.00	U-NII-3	5825.000, 165	4.52	5.13	34.2

Hardware Setup

Phantom	TSL, Measured Date	Probe, Calibration Date	DAE, Calibration Date
ELI V8.0 (20deg probe tilt) - 2191	HBBL-600-10000 SLAAHU16BC221222-1, 2024-Jul-08	EX3DV4 - SN7783, 2023-01-24	DAE4 Sn1724, 2024-03-28

Scan Setup

	Area Scan	Zoom Scan
Grid Extents [mm]	80.0 x 140.0	22.0 x 22.0 x 22.0
Grid Steps [mm]	10.0 x 10.0	4.0 x 4.0 x 1.4
Sensor Surface [mm]	3.0	1.4
Graded Grid	N/A	Yes
Grading Ratio	N/A	1.4
MAIA	Y	N/A
Surface Detection	All points	All points
Scan Method	Measured	Measured

Measurement Results

	Area Scan	Zoom Scan
Date	2024-07-08, 21:35	2024-07-08, 21:49
psSAR1g [W/kg]	0.880	1.24
psSAR10g [W/kg]	0.285	0.302
Power Drift [dB]	0.01	-0.03
Power Scaling	Disabled	Disabled
Scaling Factor [dB]		
TSL Correction	Positive / Negative	Positive / Negative
M2/M1 [%]		57.7
Dist 3dB Peak [mm]		5.6

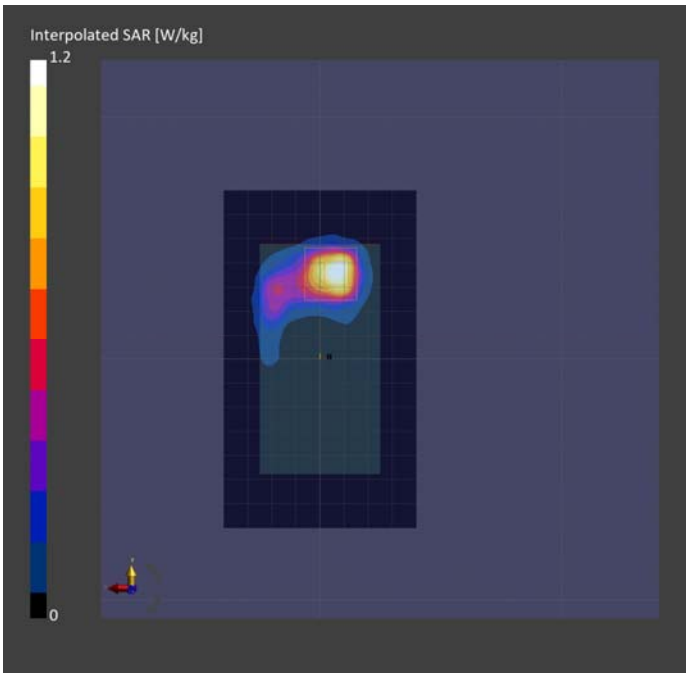

.

Measurement Report for Device, EDGE BOTTOM, U-NII-3, 802.11a20, Channel 149 (5745.000MHz)

Device under Test Properties

Model, Manufacturer	Dimensions [mm]	DUT Type
Device, Listen Technologies	95.7 x 50.0 x 15.9	Wi-Fi Audio Receiver

Exposure Conditions

Phantom Section, TSL	Position, Test Distance [mm]	Band	Frequency [MHz], Channel Number	Conversion Factor	TSL Conductivity [S/m]	TSL Permittivity
Flat, HSL	EDGE BOTTOM, 0.00	U-NII-3	5745.000, 149	4.52	5.04	34.4

Hardware Setup

Phantom	TSL, Measured Date	Probe, Calibration Date	DAE, Calibration Date
ELI V8.0 (20deg probe tilt) - 2191	HBBL-600-10000 SLAAHU16BC221222-1, 2024-Jul-08	EX3DV4 - SN7783, 2023-01-24	DAE4 Sn1724, 2024-03-28

Scan Setup

	Area Scan	Zoom Scan
Grid Extents [mm]	60.0 x 80.0	22.0 x 22.0 x 22.0
Grid Steps [mm]	10.0 x 10.0	4.0 x 4.0 x 1.4
Sensor Surface [mm]	3.0	1.4
Graded Grid	N/A	Yes
Grading Ratio	N/A	1.4
MAIA	N/A	N/A
Surface Detection	All points	All points
Scan Method	Measured	Measured

Measurement Results

	Area Scan	Zoom Scan
Date	2024-07-08, 17:55	2024-07-08, 18:11
psSAR1g [W/kg]	1.20	1.49
psSAR10g [W/kg]	0.353	0.370
Power Drift [dB]	-0.15	-0.11
Power Scaling	Disabled	Disabled
Scaling Factor [dB]		
TSL Correction	Positive / Negative	Positive / Negative
M2/M1 [%]		58.9
Dist 3dB Peak [mm]		5.6

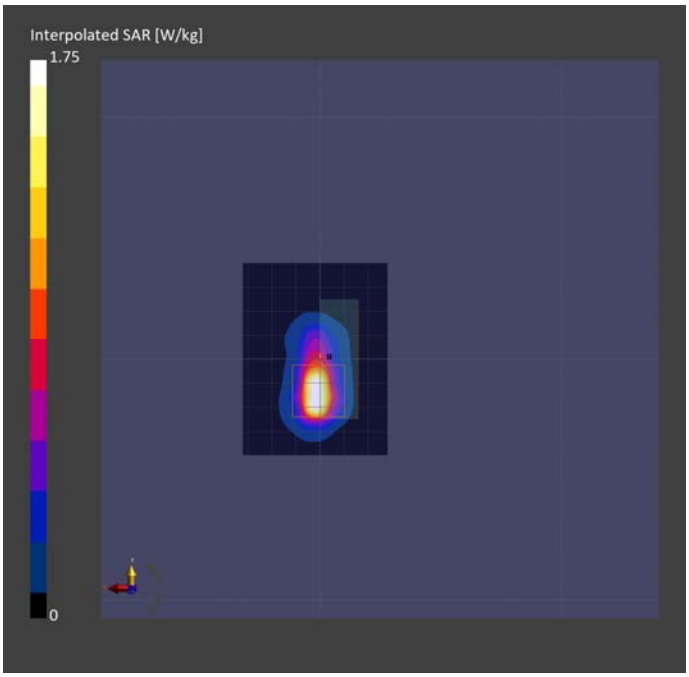

.

Measurement Report for Device, EDGE BOTTOM, U-NII-3, 802.11a20, Channel 165 (5825.000MHz)

Device under Test Properties

Model, Manufacturer	Dimensions [mm]	DUT Type
Device, Listen Technologies	95.7 x 50.0 x 15.9	Wi-Fi Audio Receiver

Exposure Conditions

Phantom Section, TSL	Position, Test Distance [mm]	Band	Frequency [MHz], Channel Number	Conversion Factor	TSL Conductivity [S/m]	TSL Permittivity
Flat, HSL	EDGE BOTTOM, 0.00	U-NII-3	5825.000, 165	4.52	5.13	34.2

Hardware Setup

Phantom	TSL, Measured Date	Probe, Calibration Date	DAE, Calibration Date
ELI V8.0 (20deg probe tilt) - 2191	HBBL-600-10000 SLAAHU16BC221222-1, 2024-Jul-08	EX3DV4 - SN7783, 2023-01-24	DAE4 Sn1724, 2024-03-28

Scan Setup

	Area Scan	Zoom Scan
Grid Extents [mm]	60.0 x 80.0	22.0 x 22.0 x 22.0
Grid Steps [mm]	10.0 x 10.0	4.0 x 4.0 x 1.4
Sensor Surface [mm]	3.0	1.4
Graded Grid	N/A	Yes
Grading Ratio	N/A	1.4
MAIA	Y	Y
Surface Detection	All points	All points
Scan Method	Measured	Measured

Measurement Results

	Area Scan	Zoom Scan
Date	2024-07-08, 18:26	2024-07-08, 19:08
psSAR1g [W/kg]	1.08	0.213
psSAR10g [W/kg]	0.307	0.035
Power Drift [dB]	-0.11	-0.11
Power Scaling	Disabled	Disabled
Scaling Factor [dB]		
TSL Correction	Positive / Negative	Positive / Negative
M2/M1 [%]		62.5
Dist 3dB Peak [mm]		2.3

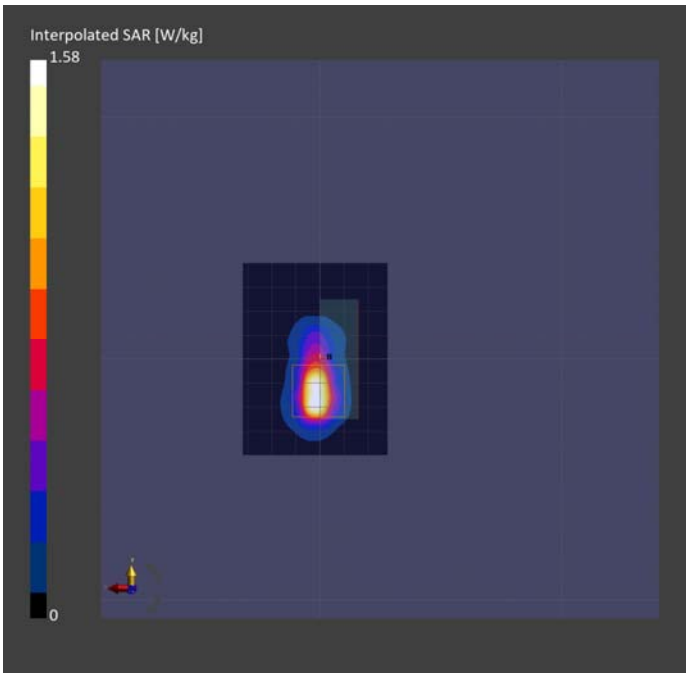

.

Measurement Report for Device, EDGE LEFT, U-NII-3, 802.11a20, Channel 149 (5745.000MHz)

Device under Test Properties

Model, Manufacturer	Dimensions [mm]	DUT Type
Device, Listen Technologies	95.7 x 50.0 x 15.9	Wi-Fi Audio Receiver

Exposure Conditions

Phantom Section, TSL	Position, Test Distance [mm]	Band	Frequency [MHz], Channel Number	Conversion Factor	TSL Conductivity [S/m]	TSL Permittivity
Flat, HSL	EDGE LEFT, 0.00	U-NII-3	5745.000, 149	4.52	4.95	32.0

Hardware Setup

Phantom	TSL, Measured Date	Probe, Calibration Date	DAE, Calibration Date
ELI V8.0 (20deg probe tilt) - 2191	HBBL-600-10000 SLAAHU16BC221222-1, 2024-Jul-09	EX3DV4 - SN7783, 2023-01-24	DAE4 Sn1724, 2024-03-28

Scan Setup

	Area Scan	Zoom Scan
Grid Extents [mm]	80.0 x 140.0	22.0 x 22.0 x 22.0
Grid Steps [mm]	10.0 x 10.0	4.0 x 4.0 x 1.4
Sensor Surface [mm]	3.0	1.4
Graded Grid	N/A	Yes
Grading Ratio	N/A	1.4
MAIA	Y	Y
Surface Detection	All points	All points
Scan Method	Measured	Measured

Measurement Results

	Area Scan	Zoom Scan
Date	2024-07-09, 18:15	2024-07-09, 18:36
psSAR1g [W/kg]	0.311	0.280
psSAR10g [W/kg]	0.105	0.091
Power Drift [dB]	0.18	-0.06
Power Scaling	Disabled	Disabled
Scaling Factor [dB]		
TSL Correction	Positive / Negative	Positive / Negative
M2/M1 [%]		55.7
Dist 3dB Peak [mm]		7.2

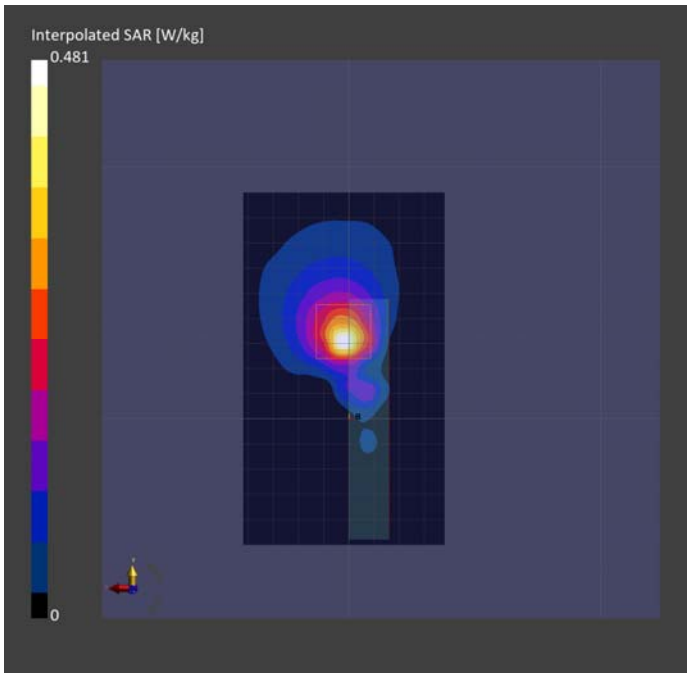

.

Measurement Report for Device, EDGE LEFT, U-NII-3, 802.11a20, Channel 165 (5825.000MHz)

Device under Test Properties

Model, Manufacturer	Dimensions [mm]	DUT Type
Device, Listen Technologies	95.7 x 50.0 x 15.9	Wi-Fi Audio Receiver

Exposure Conditions

Phantom Section, TSL	Position, Test Distance [mm]	Band	Frequency [MHz], Channel Number	Conversion Factor	TSL Conductivity [S/m]	TSL Permittivity
Flat, HSL	EDGE LEFT, 0.00	U-NII-3	5825.000, 165	4.52	5.03	31.8

Hardware Setup

Phantom	TSL, Measured Date	Probe, Calibration Date	DAE, Calibration Date
ELI V8.0 (20deg probe tilt) - 2191	HBBL-600-10000 SLAAHU16BC221222-1, 2024-Jul-09	EX3DV4 - SN7783, 2023-01-24	DAE4 Sn1724, 2024-03-28

Scan Setup

	Area Scan	Zoom Scan
Grid Extents [mm]	80.0 x 140.0	22.0 x 22.0 x 22.0
Grid Steps [mm]	10.0 x 10.0	4.0 x 4.0 x 1.4
Sensor Surface [mm]	3.0	1.4
Graded Grid	N/A	Yes
Grading Ratio	N/A	1.4
MAIA	Y	Y
Surface Detection	All points	All points
Scan Method	Measured	Measured

Measurement Results

	Area Scan	Zoom Scan
Date	2024-07-09, 18:54	2024-07-09, 19:11
psSAR1g [W/kg]	0.267	0.269
psSAR10g [W/kg]	0.090	0.083
Power Drift [dB]	0.13	-0.04
Power Scaling	Disabled	Disabled
Scaling Factor [dB]		
TSL Correction	Positive / Negative	Positive / Negative
M2/M1 [%]		56.6
Dist 3dB Peak [mm]		6.5

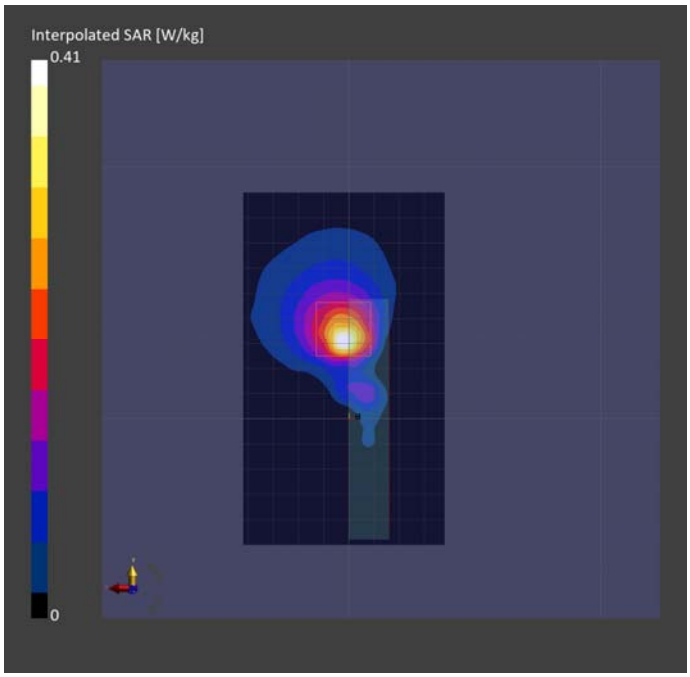

.

Measurement Report for Device, EDGE BOTTOM, U-NII-3, 802.11a20, Channel 149 (5745.000MHz), REPEAT

Device under Test Properties

Model, Manufacturer	Dimensions [mm]	DUT Type
Device,	95.7 x 50.0 x 15.9	Wi-Fi Audio Receiver

Exposure Conditions

Phantom Section, TSL	Position, Test Distance [mm]	Band	Frequency [MHz], Channel Number	Conversion Factor	TSL Conductivity [S/m]	TSL Permittivity
Flat, HSL	EDGE BOTTOM, 0.00	U-NII-3	5745.000, 149	4.52	4.90	32.1

Hardware Setup

Phantom	TSL, Measured Date	Probe, Calibration Date	DAE, Calibration Date
ELI V8.0 (20deg probe tilt) - 2191	HBBL-600-10000 SLAAHU16BC221222-1, 2024-Jul-10	EX3DV4 - SN7783, 2023-01-24	DAE4 Sn1724, 2024-03-28

Scan Setup

	Area Scan	Zoom Scan
Grid Extents [mm]	60.0 x 80.0	22.0 x 22.0 x 22.0
Grid Steps [mm]	10.0 x 10.0	4.0 x 4.0 x 1.4
Sensor Surface [mm]	3.0	1.4
Graded Grid	N/A	Yes
Grading Ratio	N/A	1.4
MAIA	N/A	N/A
Surface Detection	All points	All points
Scan Method	Measured	Measured

Measurement Results

	Area Scan	Zoom Scan
Date	2024-07-10, 18:43	2024-07-10, 19:21
psSAR1g [W/kg]	1.29	1.431
psSAR10g [W/kg]	0.358	0.361
Power Drift [dB]	-0.18	-0.14
Power Scaling	Disabled	Disabled
Scaling Factor [dB]		
TSL Correction	Positive / Negative	Positive / Negative
M2/M1 [%]		59.3
Dist 3dB Peak [mm]		5.6

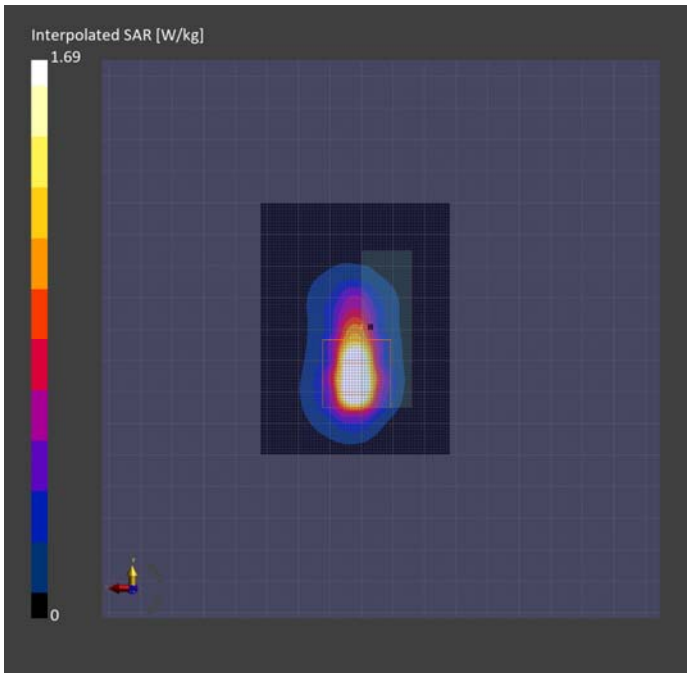

.

Measurement Report for Device, BACK, U-NII-3, 802.11n20, Channel 149 (5745.000MHz)

Device under Test Properties

Model, Manufacturer	Dimensions [mm]	DUT Type
Device, Listen Technologies	95.7 x 50.0 x 15.9	Wi-Fi Audio Receiver

Exposure Conditions

Phantom Section, TSL	Position, Test Distance [mm]	Band	Frequency [MHz], Channel Number	Conversion Factor	TSL Conductivity [S/m]	TSL Permittivity
Flat, HSL	BACK, 0.00	U-NII-3	5745.000, 149	4.52	4.90	32.1

Hardware Setup

Phantom	TSL, Measured Date	Probe, Calibration Date	DAE, Calibration Date
ELI V8.0 (20deg probe tilt) - 2191	HBBL-600-10000 SLAAHU16BC221222-1, 2024-Jul-10	EX3DV4 - SN7783, 2023-01-24	DAE4 Sn1724, 2024-03-28

Scan Setup

	Area Scan	Zoom Scan
Grid Extents [mm]	100.0 x 160.0	22.0 x 22.0 x 22.0
Grid Steps [mm]	10.0 x 10.0	4.0 x 4.0 x 1.4
Sensor Surface [mm]	3.0	1.4
Graded Grid	N/A	Yes
Grading Ratio	N/A	1.4
MAIA	Y	Y
Surface Detection	All points	All points
Scan Method	Measured	Measured

Measurement Results

	Area Scan	Zoom Scan
Date	2024-07-10, 16:08	2024-07-10, 17:29
psSAR1g [W/kg]	0.095	0.075
psSAR10g [W/kg]	0.027	0.008
Power Drift [dB]	-0.18	-0.14
Power Scaling	Disabled	Disabled
Scaling Factor [dB]		
TSL Correction	Positive / Negative	Positive / Negative
M2/M1 [%]		51.2
Dist 3dB Peak [mm]		5.7

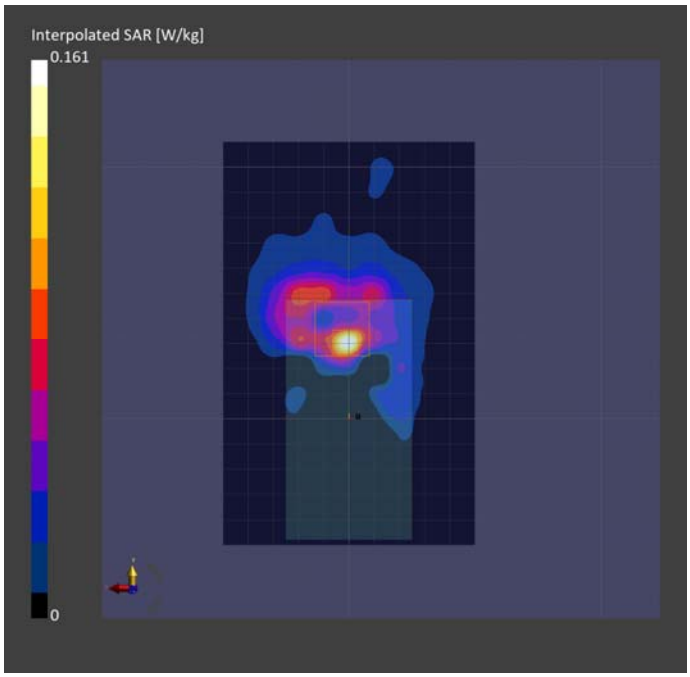

.

Measurement Report for Device, FRONT, U-NII-3, 802.11n20, Channel 149 (5745.000MHz)

Device under Test Properties

Model, Manufacturer	Dimensions [mm]	DUT Type
Device, Listen Technologies	95.7 x 50.0 x 15.9	Wi-Fi Audio Receiver

Exposure Conditions

Phantom Section, TSL	Position, Test Distance [mm]	Band	Frequency [MHz], Channel Number	Conversion Factor	TSL Conductivity [S/m]	TSL Permittivity
Flat, HSL	FRONT, 0.00	U-NII-3	5745.000, 149	4.52	5.04	34.4

Hardware Setup

Phantom	TSL, Measured Date	Probe, Calibration Date	DAE, Calibration Date
ELI V8.0 (20deg probe tilt) - 2191	HBBL-600-10000 SLAAHU16BC221222-1, 2024-Jul-08	EX3DV4 - SN7783, 2023-01-24	DAE4 Sn1724, 2024-03-28

Scan Setup

	Area Scan	Zoom Scan
Grid Extents [mm]	80.0 x 140.0	22.0 x 22.0 x 22.0
Grid Steps [mm]	10.0 x 10.0	4.0 x 4.0 x 1.4
Sensor Surface [mm]	3.0	1.4
Graded Grid	N/A	Yes
Grading Ratio	N/A	1.4
MAIA	Y	N/A
Surface Detection	All points	All points
Scan Method	Measured	Measured

Measurement Results

	Area Scan	Zoom Scan
Date	2024-07-08, 22:10	2024-07-08, 22:54
psSAR1g [W/kg]	0.828	1.01
psSAR10g [W/kg]	0.243	0.248
Power Drift [dB]	-0.08	-0.01
Power Scaling	Disabled	Disabled
Scaling Factor [dB]		
TSL Correction	Positive / Negative	Positive / Negative
M2/M1 [%]		57.6
Dist 3dB Peak [mm]		5.7

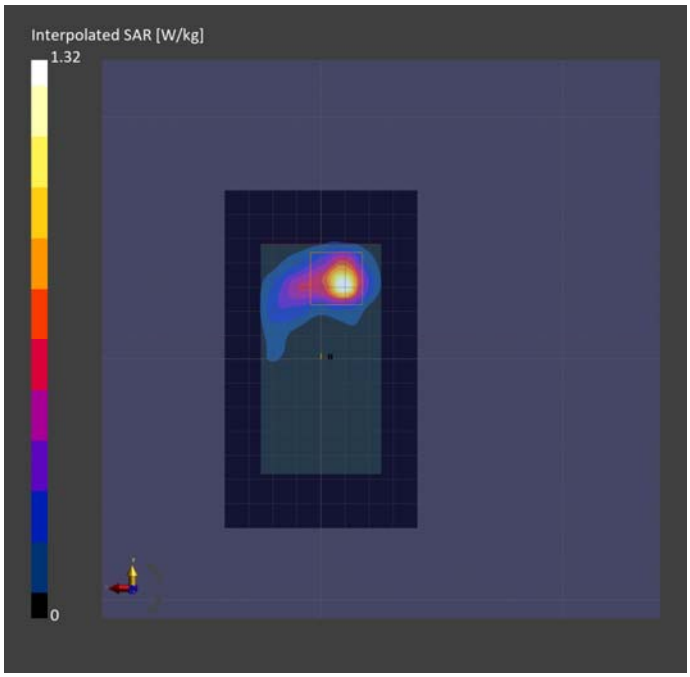

.

Measurement Report for Device, FRONT, U-NII-3, 802.11n20, Channel 165 (5825.000MHz)

Device under Test Properties

Model, Manufacturer	Dimensions [mm]	DUT Type
Device, Listen Technologies	95.7 x 50.0 x 15.9	Wi-Fi Audio Receiver

Exposure Conditions

Phantom Section, TSL	Position, Test Distance [mm]	Band	Frequency [MHz], Channel Number	Conversion Factor	TSL Conductivity [S/m]	TSL Permittivity
Flat, HSL	FRONT, 0.00	U-NII-3	5825.000, 165	4.52	5.03	31.8

Hardware Setup

Phantom	TSL, Measured Date	Probe, Calibration Date	DAE, Calibration Date
ELI V8.0 (20deg probe tilt) - 2191	HBBL-600-10000 SLAAHU16BC221222-1, 2024-Jul-09	EX3DV4 - SN7783, 2023-01-24	DAE4 Sn1724, 2024-03-28

Scan Setup

	Area Scan	Zoom Scan
Grid Extents [mm]	80.0 x 140.0	22.0 x 22.0 x 22.0
Grid Steps [mm]	10.0 x 10.0	4.0 x 4.0 x 1.4
Sensor Surface [mm]	3.0	1.4
Graded Grid	N/A	Yes
Grading Ratio	N/A	1.4
MAIA	Y	N/A
Surface Detection	All points	All points
Scan Method	Measured	Measured

Measurement Results

	Area Scan	Zoom Scan
Date	2024-07-09, 16:45	2024-07-09, 17:20
psSAR1g [W/kg]	0.532	0.728
psSAR10g [W/kg]	0.170	0.169
Power Drift [dB]	-0.18	0.02
Power Scaling	Disabled	Disabled
Scaling Factor [dB]		
TSL Correction	Positive / Negative	Positive / Negative
M2/M1 [%]		57.2
Dist 3dB Peak [mm]		5.4

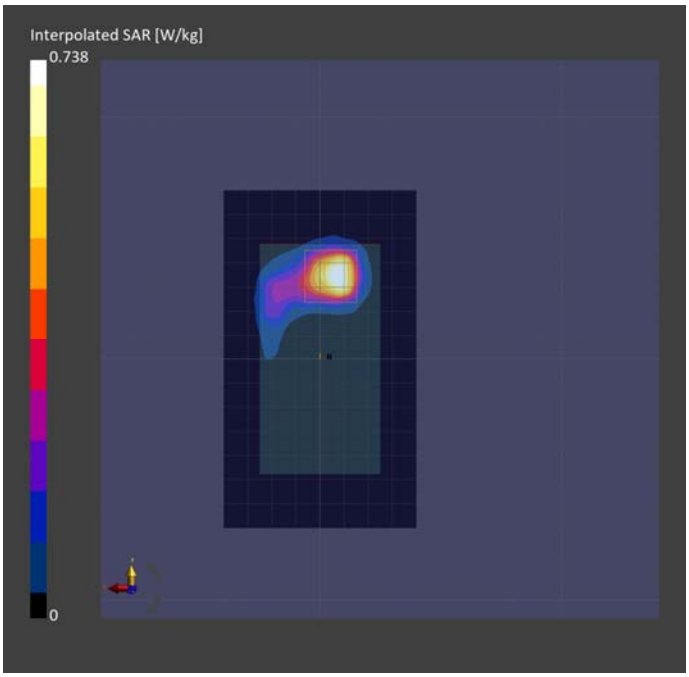

.

Measurement Report for Device, EDGE BOTTOM, U-NII-3, 802.11n20, Channel 149 (5745.000MHz)

Device under Test Properties

Model, Manufacturer	Dimensions [mm]	DUT Type
Device, Listen Technologies	95.7 x 50.0 x 15.9	Wi-Fi Audio Receiver

Exposure Conditions

Phantom Section, TSL	Position, Test Distance [mm]	Band	Frequency [MHz], Channel Number	Conversion Factor	TSL Conductivity [S/m]	TSL Permittivity
Flat, HSL	EDGE BOTTOM, 0.00	U-NII-3	5745.000, 149	4.52	5.04	34.4

Hardware Setup

Phantom	TSL, Measured Date	Probe, Calibration Date	DAE, Calibration Date
ELI V8.0 (20deg probe tilt) - 2191	HBBL-600-10000 SLAAHU16BC221222-1, 2024-Jul-08	EX3DV4 - SN7783, 2023-01-24	DAE4 Sn1724, 2024-03-28

Scan Setup

	Area Scan	Zoom Scan
Grid Extents [mm]	60.0 x 80.0	22.0 x 22.0 x 22.0
Grid Steps [mm]	10.0 x 10.0	4.0 x 4.0 x 1.4
Sensor Surface [mm]	3.0	1.4
Graded Grid	N/A	Yes
Grading Ratio	N/A	1.4
MAIA	Y	N/A
Surface Detection	All points	All points
Scan Method	Measured	Measured

Measurement Results

	Area Scan	Zoom Scan
Date	2024-07-08, 19:24	2024-07-08, 19:40
psSAR1g [W/kg]	0.943	1.13
psSAR10g [W/kg]	0.269	0.277
Power Drift [dB]	-0.11	-0.03
Power Scaling	Disabled	Disabled
Scaling Factor [dB]		
TSL Correction	Positive / Negative	Positive / Negative
M2/M1 [%]		58.3
Dist 3dB Peak [mm]		4.8

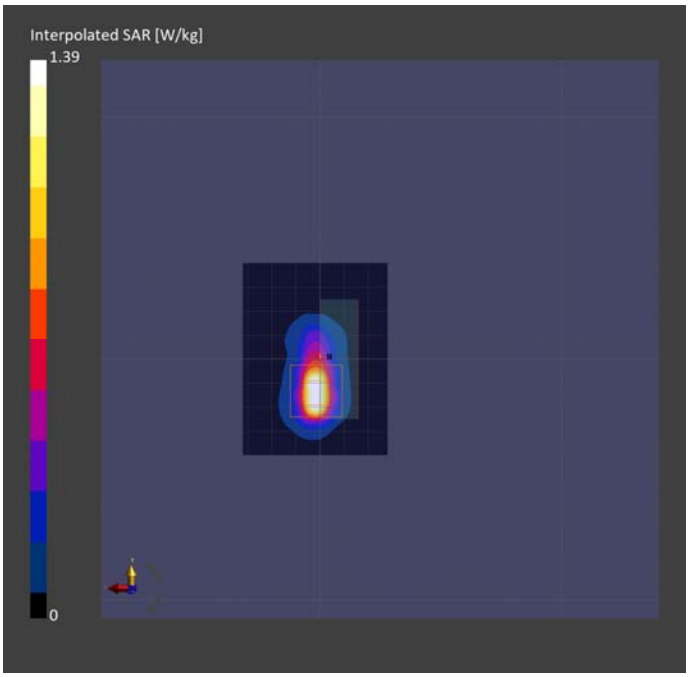

.

Measurement Report for Device, EDGE BOTTOM, U-NII-3, 802.11n20, Channel 165 (5825.000MHz)

Device under Test Properties

Model, Manufacturer	Dimensions [mm]	DUT Type
Device, Listen Technologies	95.7 x 50.0 x 15.9	Wi-Fi Audio Receiver

Exposure Conditions

Phantom Section, TSL	Position, Test Distance [mm]	Band	Frequency [MHz], Channel Number	Conversion Factor	TSL Conductivity [S/m]	TSL Permittivity
Flat, HSL	EDGE BOTTOM, 0.00	U-NII-3	5825.000, 165	4.52	5.13	34.2

Hardware Setup

Phantom	TSL, Measured Date	Probe, Calibration Date	DAE, Calibration Date
ELI V8.0 (20deg probe tilt) - 2191	HBBL-600-10000 SLAAHU16BC221222-1, 2024-Jul-08	EX3DV4 - SN7783, 2023-01-24	DAE4 Sn1724, 2024-03-28

Scan Setup

	Area Scan	Zoom Scan
Grid Extents [mm]	60.0 x 80.0	22.0 x 22.0 x 22.0
Grid Steps [mm]	10.0 x 10.0	4.0 x 4.0 x 1.4
Sensor Surface [mm]	3.0	1.4
Graded Grid	N/A	Yes
Grading Ratio	N/A	1.4
MAIA	Y	N/A
Surface Detection	All points	All points
Scan Method	Measured	Measured

Measurement Results

	Area Scan	Zoom Scan
Date	2024-07-08, 19:55	2024-07-08, 20:09
psSAR1g [W/kg]	0.650	0.729
psSAR10g [W/kg]	0.179	0.170
Power Drift [dB]	-0.16	-0.12
Power Scaling	Disabled	Disabled
Scaling Factor [dB]		
TSL Correction	Positive / Negative	Positive / Negative
M2/M1 [%]		56.7
Dist 3dB Peak [mm]		5.6

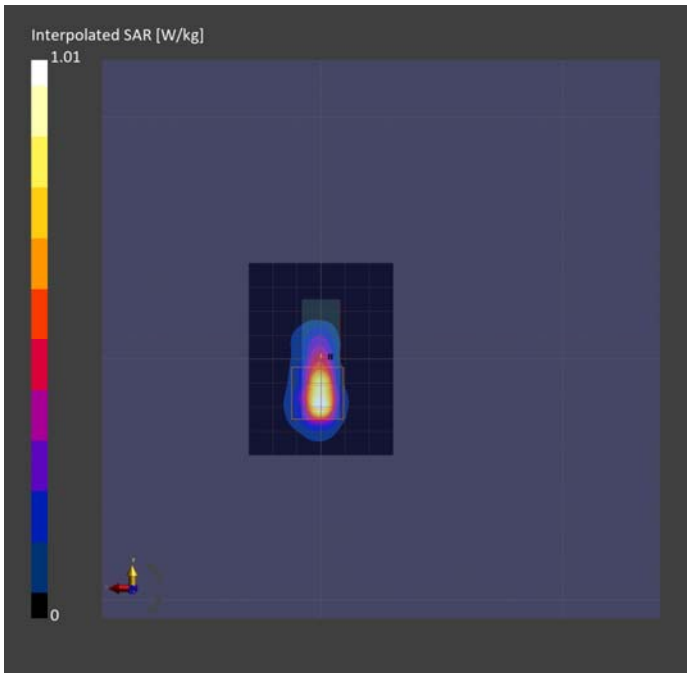

.

Measurement Report for Device, EDGE LEFT, U-NII-3, 802.11n20, Channel 149 (5745.000MHz)

Device under Test Properties

Model, Manufacturer	Dimensions [mm]	DUT Type
Device, Listen Technologies	95.7 x 50.0 x 15.9	Wi-Fi Audio Receiver

Exposure Conditions

Phantom Section, TSL	Position, Test Distance [mm]	Band	Frequency [MHz], Channel Number	Conversion Factor	TSL Conductivity [S/m]	TSL Permittivity
Flat, HSL	EDGE LEFT, 0.00	U-NII-3	5745.000, 149	4.52	4.95	32.0

Hardware Setup

Phantom	TSL, Measured Date	Probe, Calibration Date	DAE, Calibration Date
ELI V8.0 (20deg probe tilt) - 2191	HBBL-600-10000 SLAAHU16BC221222-1, 2024-Jul-09	EX3DV4 - SN7783, 2023-01-24	DAE4 Sn1724, 2024-03-28

Scan Setup

	Area Scan	Zoom Scan
Grid Extents [mm]	80.0 x 140.0	22.0 x 22.0 x 22.0
Grid Steps [mm]	10.0 x 10.0	4.0 x 4.0 x 1.4
Sensor Surface [mm]	3.0	1.4
Graded Grid	N/A	Yes
Grading Ratio	N/A	1.4
MAIA	Y	Y
Surface Detection	All points	All points
Scan Method	Measured	Measured

Measurement Results
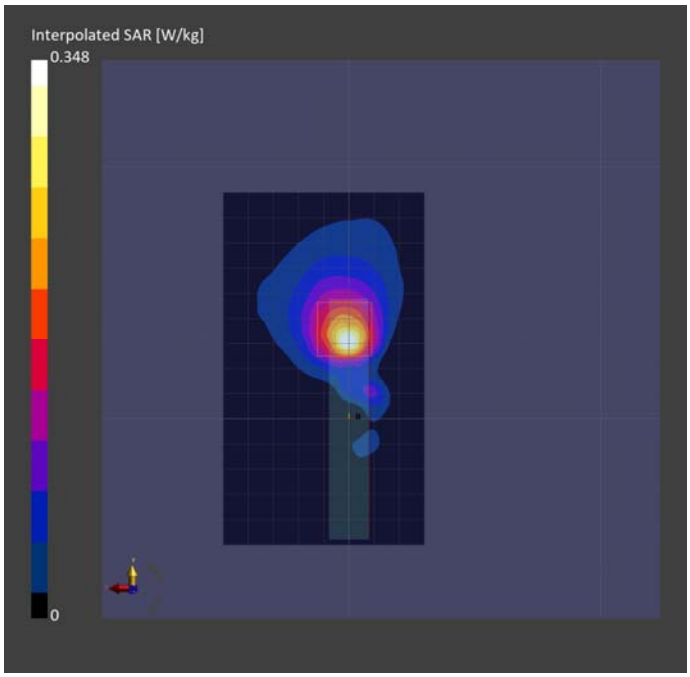
	Area Scan	Zoom Scan
Date	2024-07-09, 19:34	2024-07-09, 20:13
psSAR1g [W/kg]	0.224	0.220
psSAR10g [W/kg]	0.076	0.067
Power Drift [dB]	0.16	-0.04
Power Scaling	Disabled	Disabled
Scaling Factor [dB]		
TSL Correction	Positive / Negative	Positive / Negative
M2/M1 [%]		56.4
Dist 3dB Peak [mm]		6.3