Excellence in Compliance Testing

# Certification Exhibit

**FCC ID: ONTJETIDC24US**
**IC: 10491A-JETIDC24US**

**FCC Rule Part: 15.247**
**ISED Canada Radio Standards Specification: RSS-247**

**ACS Project: 16-2031**

Manufacturer: Esprit Model
Model: JETIDC24US

# Internal Photos

Internal Photos

Figure 1 - Removed back case




Figure 2 - Antenna 1, Antenna 2, Antenna 3, Antenna 4, Antenna 5



Figure 3 - RF antenna view



Figure 4 – DC24-CONT-3 Board Front




Figure 4a: 900 MHz Radio without shielding




Figure 4b: 2.4 GHz Radio without shielding



Figure 5 – DC24-CONT-3 Board back



Figure 6 - DC-PW-E2 Board Front



Figure 7 - DC-PW-E2 Board back




Figure 8 - DC-SWS-2 Board back



Figure 9 - DC-SWS-2 Board Front



Figure 10 - XHall-1 Board Front



Figure 11 - XHall-1 Board back




Figure 12 - DC-YHall-2 Board front



Figure 13 - DC-YHall-2 Board back



Figure 14 - DC-SWP-1 Board front



Figure 15 - DC-SWP-1 Board back



Figure 16 - DC-SWL-3 Board front



Figure 17 - DC-SWL-3 Board back



Figure 18 - DC-SWR-3 Board front



Figure 19 - DC-SWR-3 Board back



Figure 20 - DC-RP-2 Board front



Figure 20 - DC-RP-2 Board back




Figure 21 - DC24-PW-2 Board front




Figure 21 - DC24-PW-2 Board back



Figure 22 - LCD front




Figure 23 - LCD back



Figure 24 – Antenna 1,2,3,4 - 2.4GHz



Figure 25 – Antenna 5 - 900MHz




Figure 26 – ANT-2 Board front



Figure 27 – ANT-2 Board back



Figure 28 – Installation of the antennas