47 CFR 2.1051 (For 5.8Ghz Intentional Radiator)

There are no measurable harmonic or spurious outputs outside the band of 5725 to 5850 MHz. This is due to the rejection provided by the internal filtering of the datalink duplexer. Out of band rejection is equal to or greater than 60 dB.

This testing conducted at Transcept Inc. on January 26th, 2001. As a typical unit rests at ground level underneath a cellular tower of indeterminate height, actual power outputs vary with antenna placement. However, since the maximum output power of the DLM transmitter has been measured at 29 dBm, and

this transmitter is being employed exclusively for point-to-point communications, the actual antenna data is not required for this test under 47CFR15.247b3(ii). The antenna ports were connected to 50 ohm N-type cables, as would be seen in an actual deployment. See Figure 1 below for test setup.

Data Link Signal to Jammer Testing

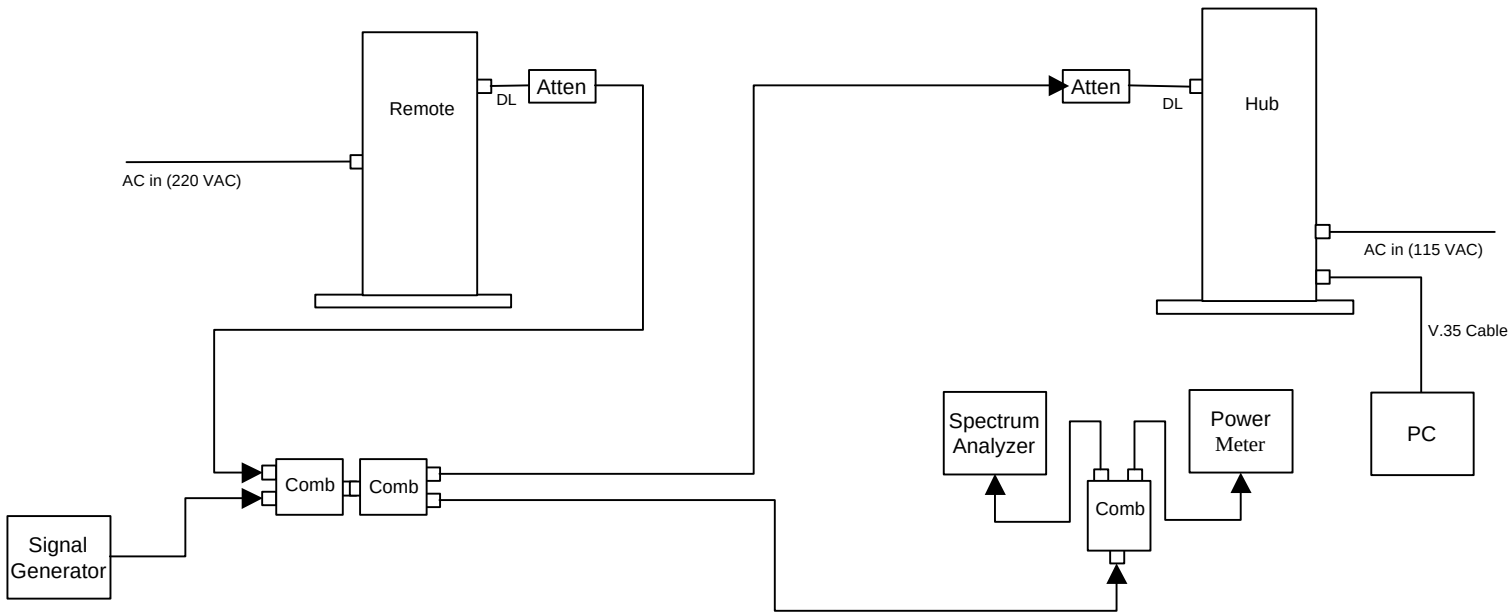

FCC Part 15.247 (e)(2) Test Set-Up

Figure 1

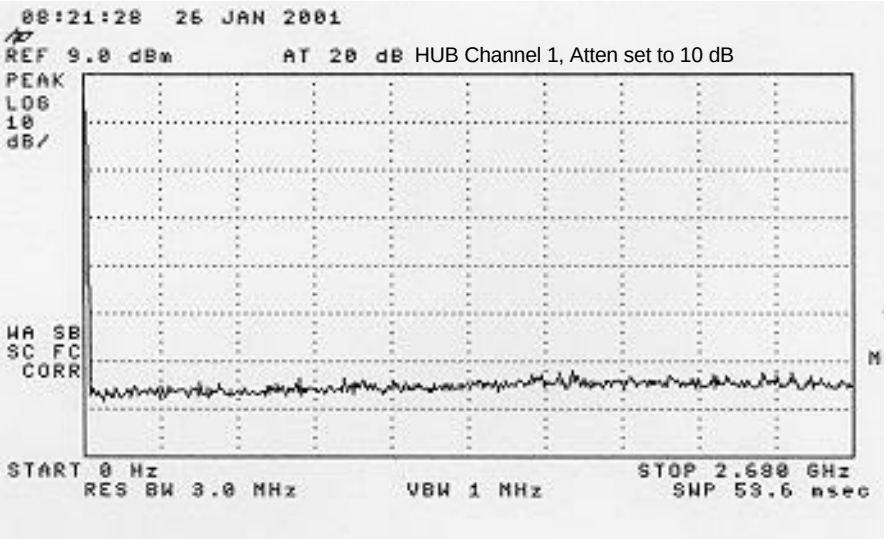

HUB Channel 1, Atten set to 10 dB

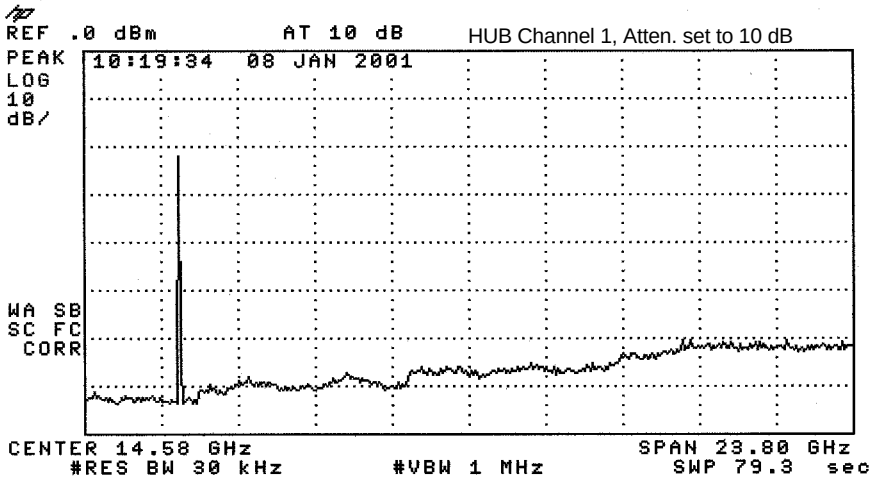
REF .0 dBm
AT 10 dB
HUB Channel 1, Atten. set to 10 dB
PEAK
LOG
10
dB/
10:19:34 08 JAN 2001
WA SB
SC FC
CORR
CENTER 14.58 GHz
SPAN 23.80 GHz
#RES BW 30 kHz
#VBW 1 MHz
SWP 79.3 sec

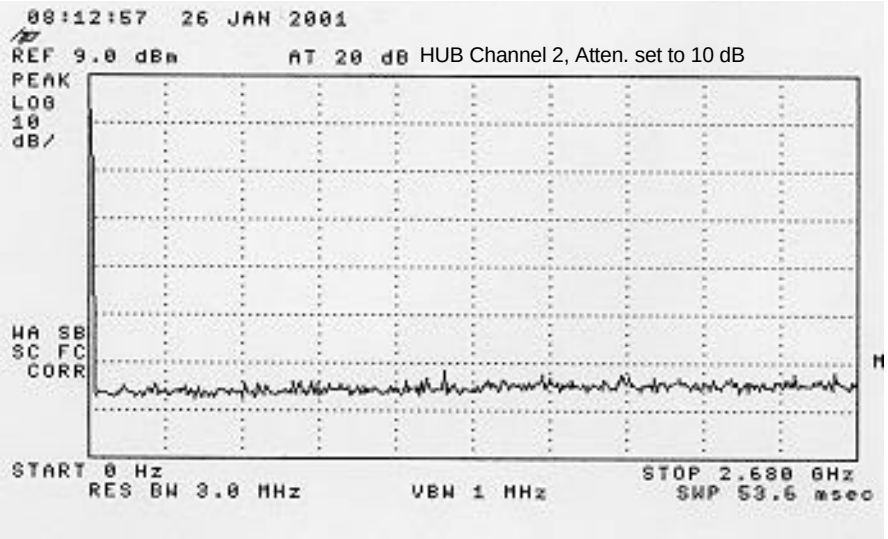
08:12:57 26 JAN 2001
REF 9.0 dBm
AT 20 dB
HUB Channel 2, Atten. set to 10 dB
PEAK
LOG
10
dB/
WA SB
SC FC
CORR
START 0 Hz
RES BW 3.0 MHz
VBW 1 MHz
STOP 2.680 GHz
SWP 53.6 msec

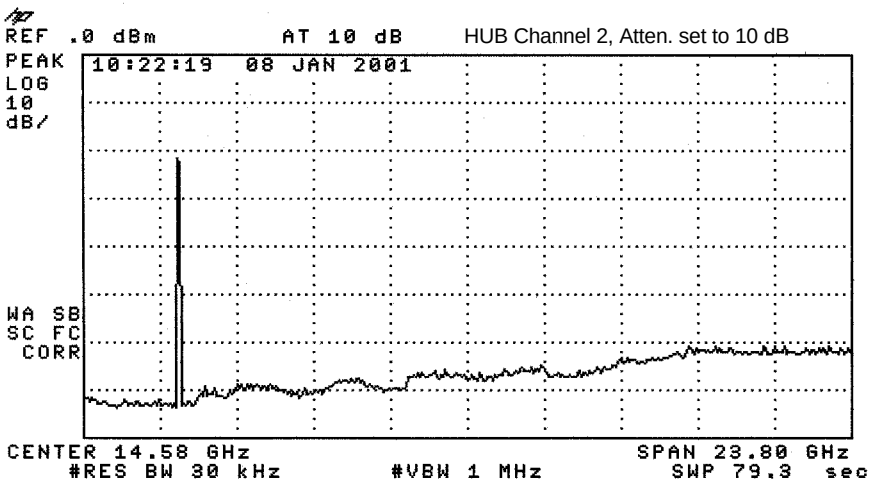
REF .0 dBm
AT 10 dB
HUB Channel 2, Atten. set to 10 dB
PEAK
LOG
10
dB/
10:22:19 08 JAN 2001
WA SB
SC FC
CORR
CENTER 14.58 GHz
SPAN 23.80 GHz
#RES BW 30 kHz
#VBW 1 MHz
SWP 79.3 sec

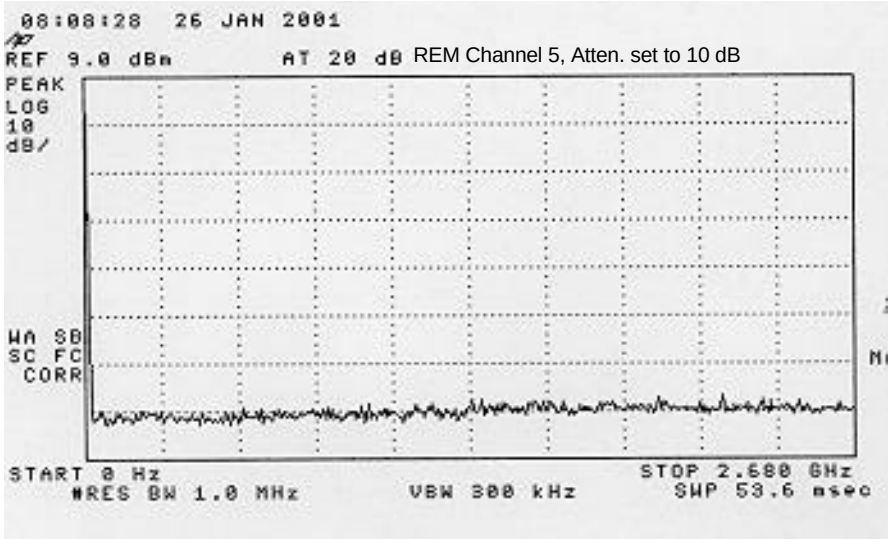
08:08:28 26 JAN 2001
REF 9.0 dBm
AT 20 dB
REM Channel 5, Atten. set to 10 dB
PEAK
LOG
10
dB/
WA SB
SC FC
CORR
START 0 Hz
STOP 2.680 GHz
#RES BW 1.0 MHz
VBW 300 kHz
SWP 53.6 msec

REM Channel 5, Atten. set to 10 dB

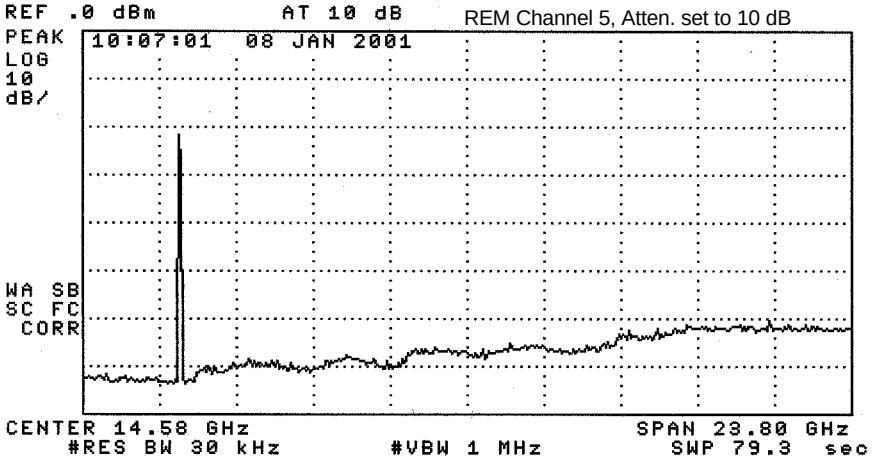

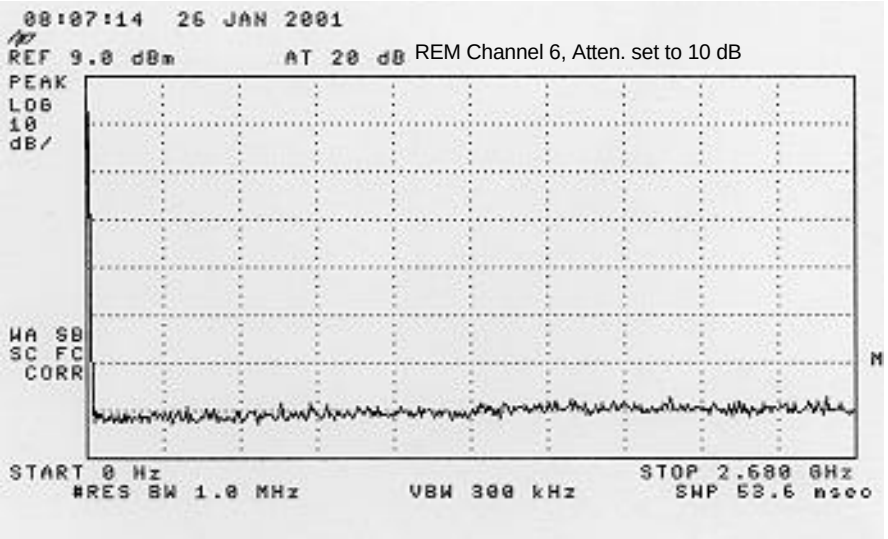

REM Channel 6, Atten. set to 10 dB
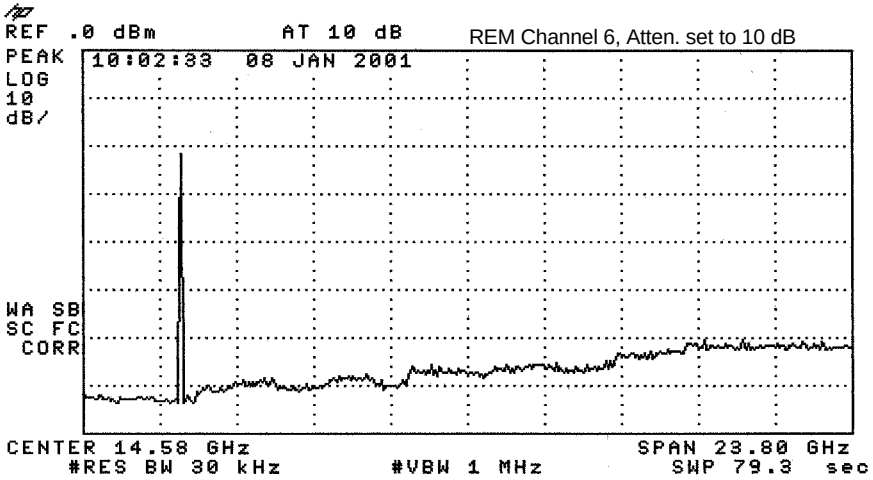
REM Channel 6, Atten. set to 10 dB