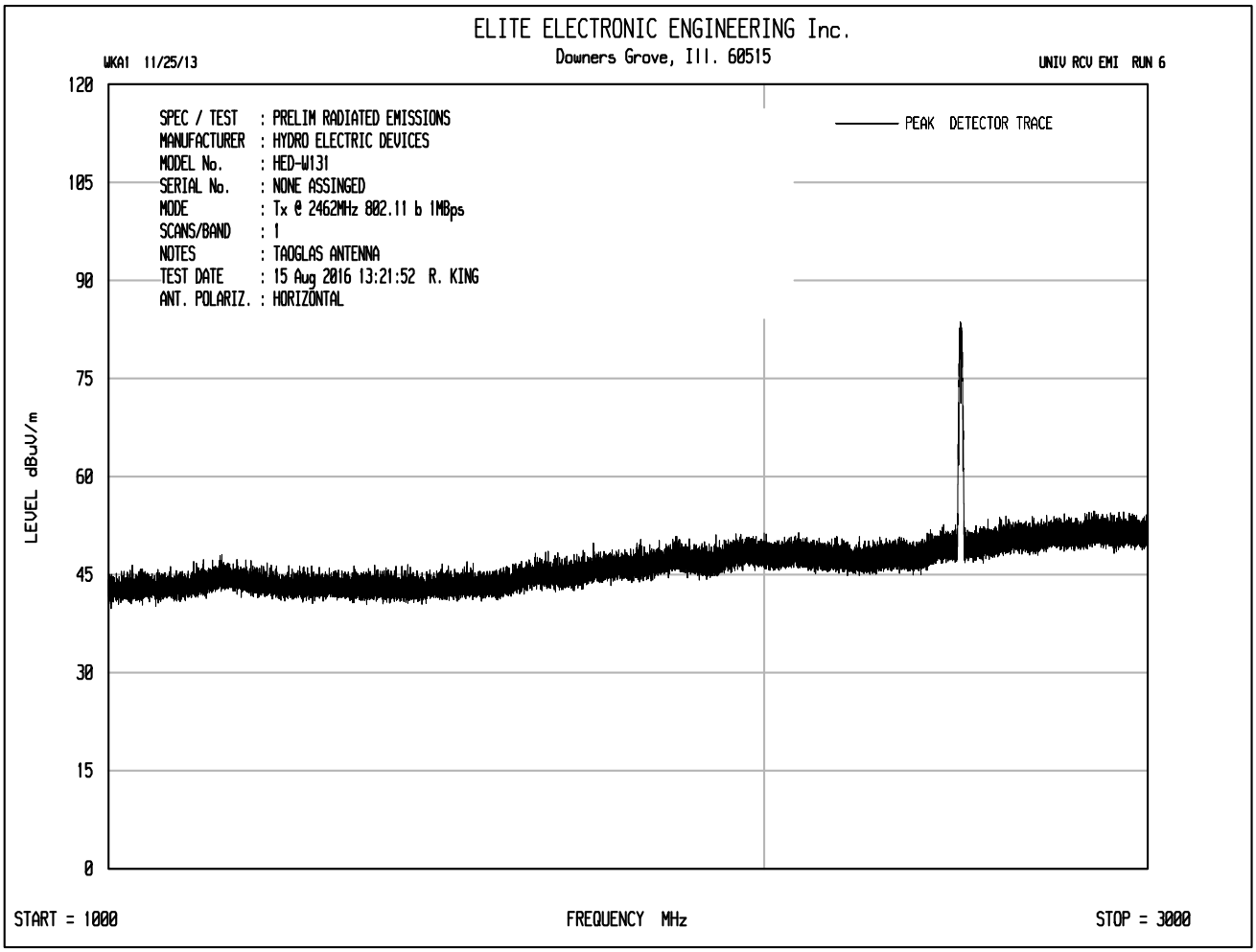
ELITE ELECTRONIC ENGINEERING Inc.
Downers Grove, Ill. 60515
WKA1 11/25/13
UNIV RCV EMI RUN 6
SPEC / TEST : PRELIM RADIATED EMISSIONS
MANUFACTURER : HYDRO ELECTRIC DEVICES
MODEL No. : HED-W131
SERIAL No. : NONE ASSINGED
MODE : Tx @ 2462MHz 802.11 b 1MBps
SCANS/BAND : 1
NOTES : TAOGLAS ANTENNA
TEST DATE : 15 Aug 2016 13:21:52 R. KING
ANT. POLARIZ. : HORIZONTAL
PEAK DETECTOR TRACE
LEVEL dBuV/m
120
105
90
75
60
45
30
15
0
START = 1000
FREQUENCY MHz
STOP = 3000

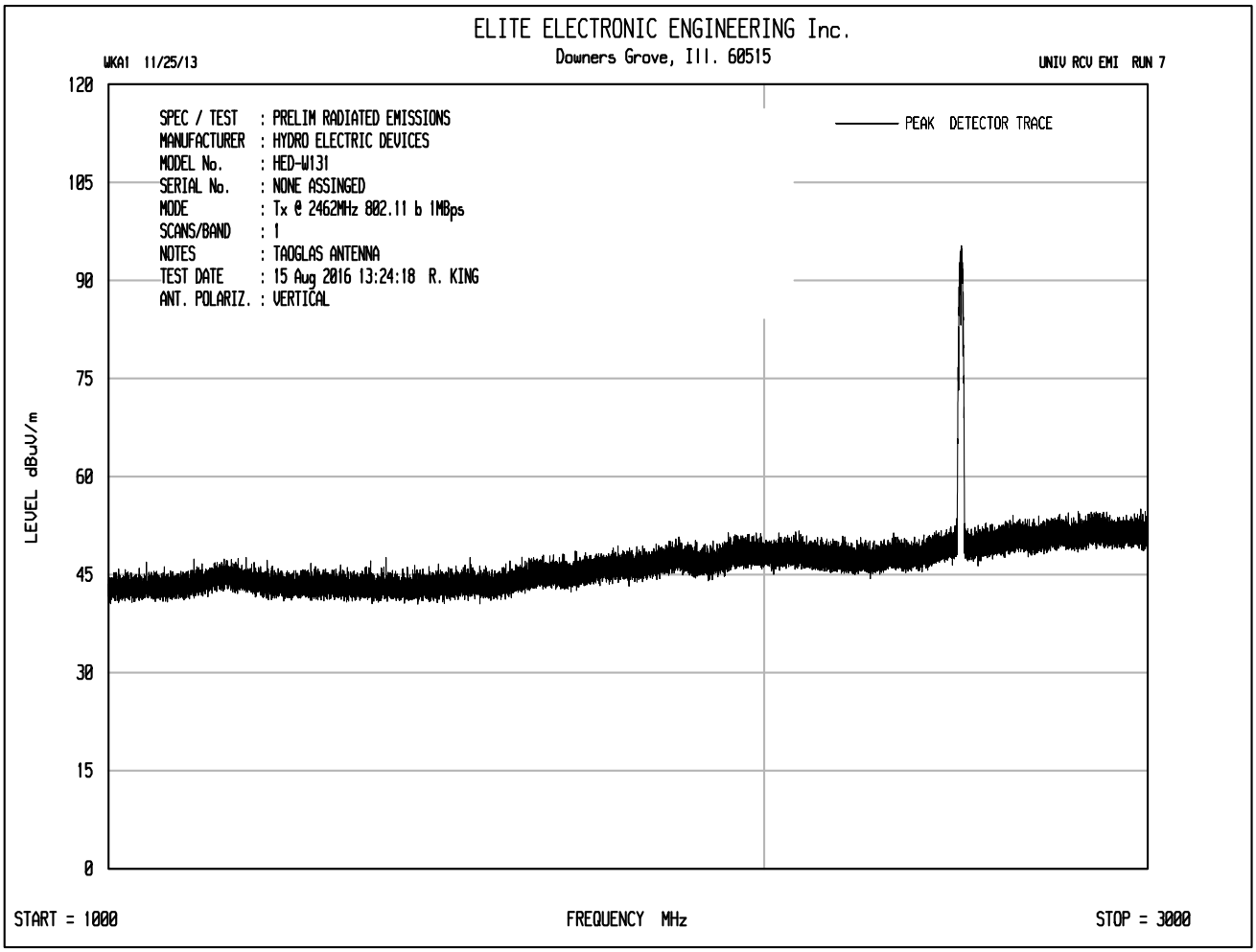
ELITE ELECTRONIC ENGINEERING Inc.
Downers Grove, Ill. 60515
WKA1 11/25/13
UNIV RCV EMI RUN 7
SPEC / TEST : PRELIM RADIATED EMISSIONS
MANUFACTURER : HYDRO ELECTRIC DEVICES
MODEL No. : HED-W131
SERIAL No. : NONE ASSINGED
MODE : Tx @ 2462MHz 802.11 b 1MBps
SCANS/BAND : 1
NOTES : TAOGLAS ANTENNA
TEST DATE : 15 Aug 2016 13:24:18 R. KING
ANT. POLARIZ. : VERTICAL
PEAK DETECTOR TRACE
LEVEL dBuV/m
120
105
90
75
60
45
30
15
0
START = 1000
FREQUENCY MHz
STOP = 3000

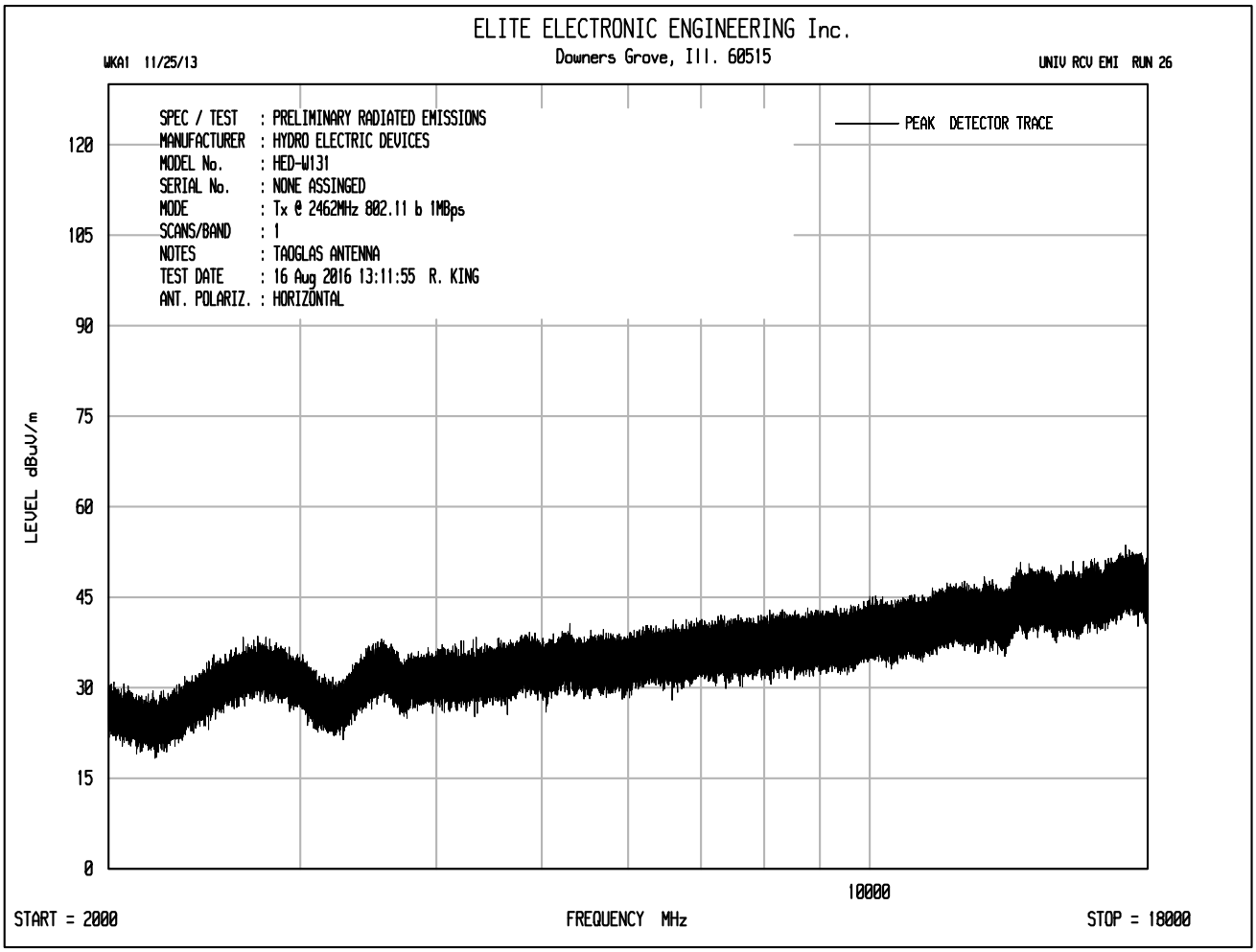
ELITE ELECTRONIC ENGINEERING Inc.
Downers Grove, Ill. 60515
WKA1 11/25/13
UNIV RCV EMI RUN 26
SPEC / TEST : PRELIMINARY RADIATED EMISSIONS
MANUFACTURER : HYDRO ELECTRIC DEVICES
MODEL No. : HED-W131
SERIAL No. : NONE ASSINGED
MODE : Tx @ 2462MHz 802.11 b 1MBps
SCANS/BAND : 1
NOTES : TAOGLAS ANTENNA
TEST DATE : 16 Aug 2016 13:11:55 R. KING
ANT. POLARIZ. : HORIZONTAL
PEAK DETECTOR TRACE
LEVEL dBuV/m
120
105
90
75
60
45
30
15
0
10000
START = 2000
FREQUENCY MHz
STOP = 18000

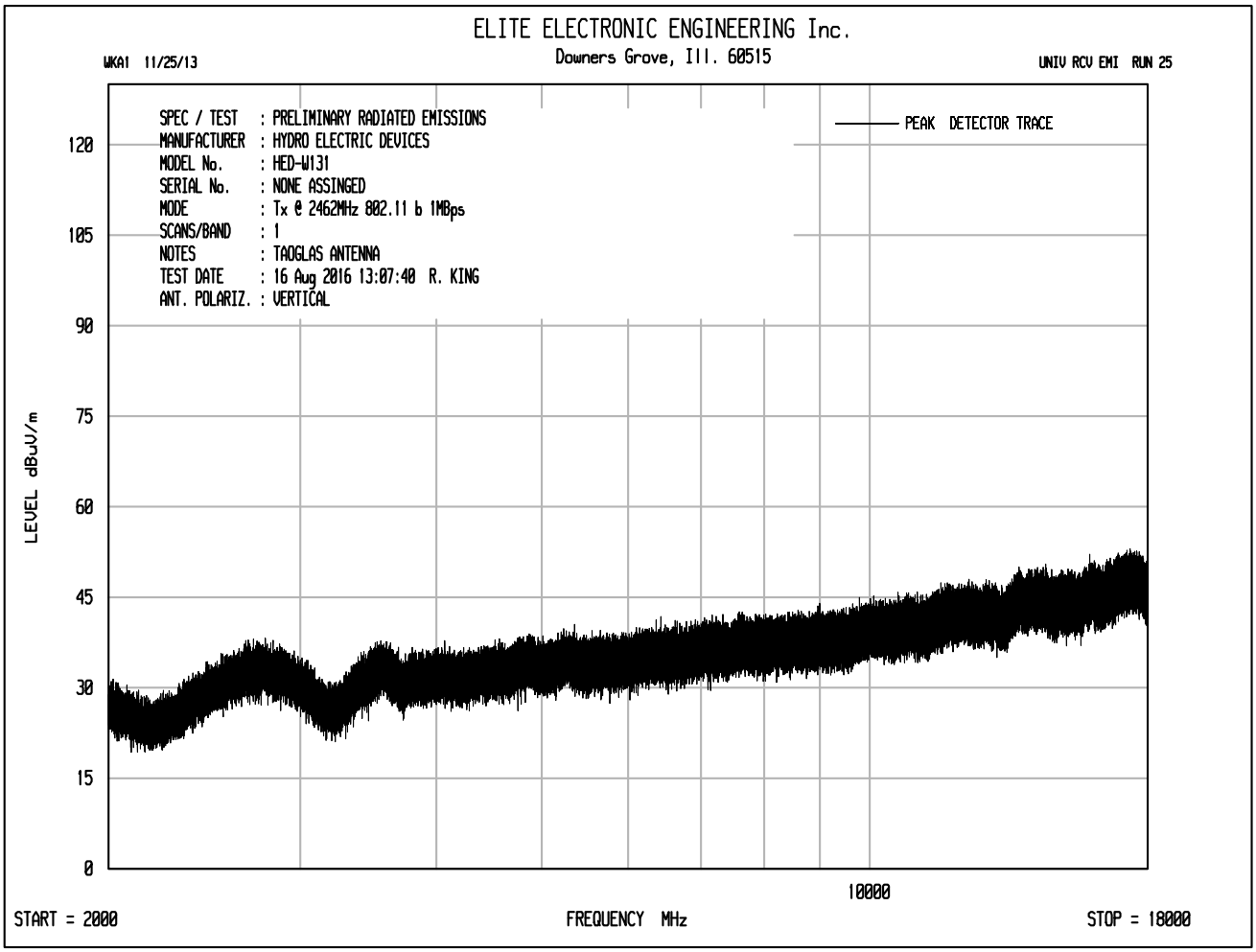
ELITE ELECTRONIC ENGINEERING Inc.
Downers Grove, Ill. 60515
WKA1 11/25/13
UNIV RCV EMI RUN 25
SPEC / TEST : PRELIMINARY RADIATED EMISSIONS
MANUFACTURER : HYDRO ELECTRIC DEVICES
MODEL No. : HED-W131
SERIAL No. : NONE ASSINGED
MODE : Tx @ 2462MHz 802.11 b 1MBps
SCANS/BAND : 1
NOTES : TAOGLAS ANTENNA
TEST DATE : 16 Aug 2016 13:07:40 R. KING
ANT. POLARIZ. : VERTICAL
PEAK DETECTOR TRACE
LEVEL dBuV/m
120
105
90
75
60
45
30
15
0
10000
START = 2000
FREQUENCY MHz
STOP = 18000

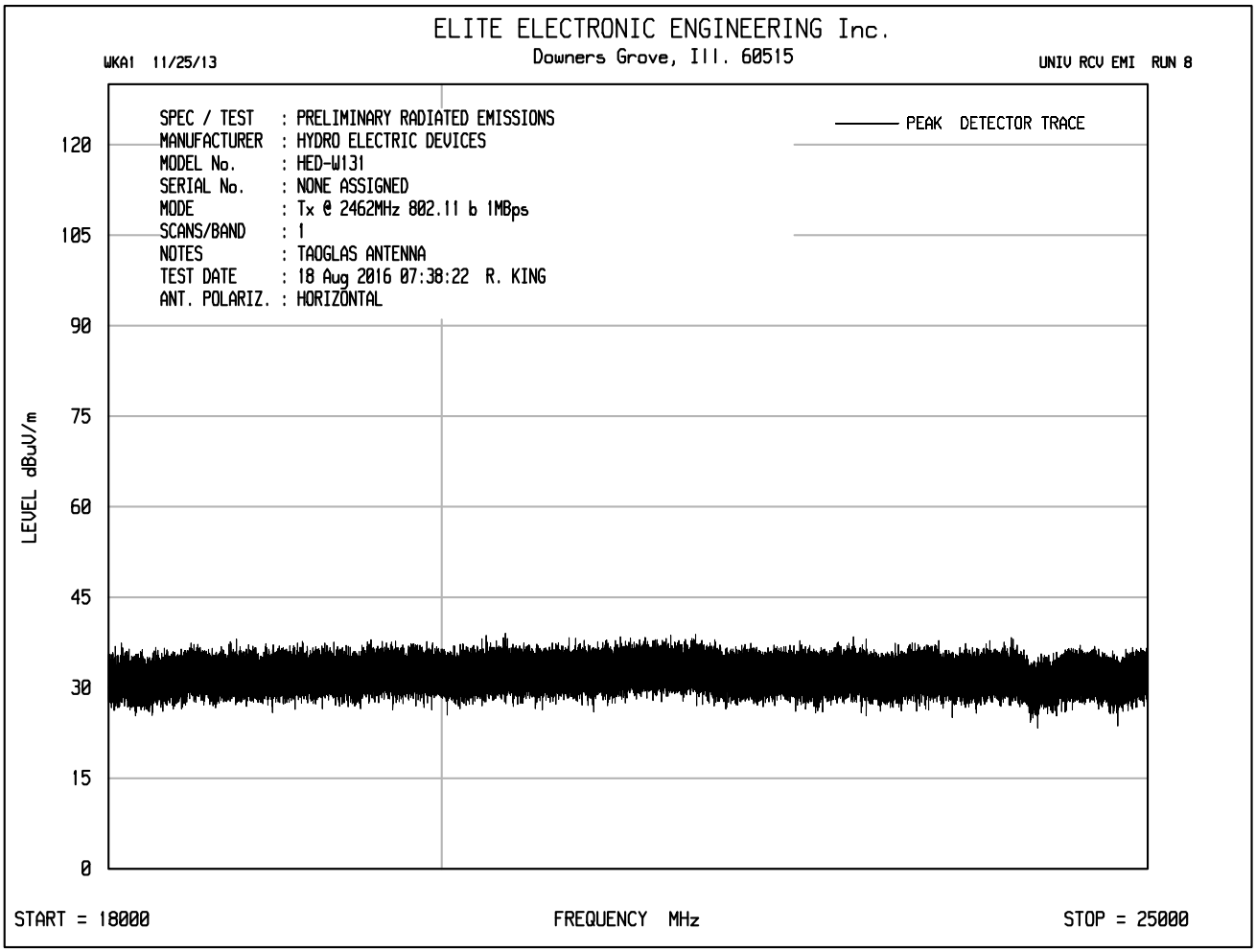
ELITE ELECTRONIC ENGINEERING Inc.
Downers Grove, Ill. 60515
WKA1 11/25/13
UNIV RCV EMI RUN 8
SPEC / TEST : PRELIMINARY RADIATED EMISSIONS
MANUFACTURER : HYDRO ELECTRIC DEVICES
MODEL No. : HED-W131
SERIAL No. : NONE ASSIGNED
MODE : Tx @ 2462MHz 802.11 b 1MBps
SCANS/BAND : 1
NOTES : TAOGLAS ANTENNA
TEST DATE : 18 Aug 2016 07:38:22 R. KING
ANT. POLARIZ. : HORIZONTAL
PEAK DETECTOR TRACE
LEVEL dBuV/m
120
105
90
75
60
45
30
15
0
START = 18000
FREQUENCY MHz
STOP = 25000

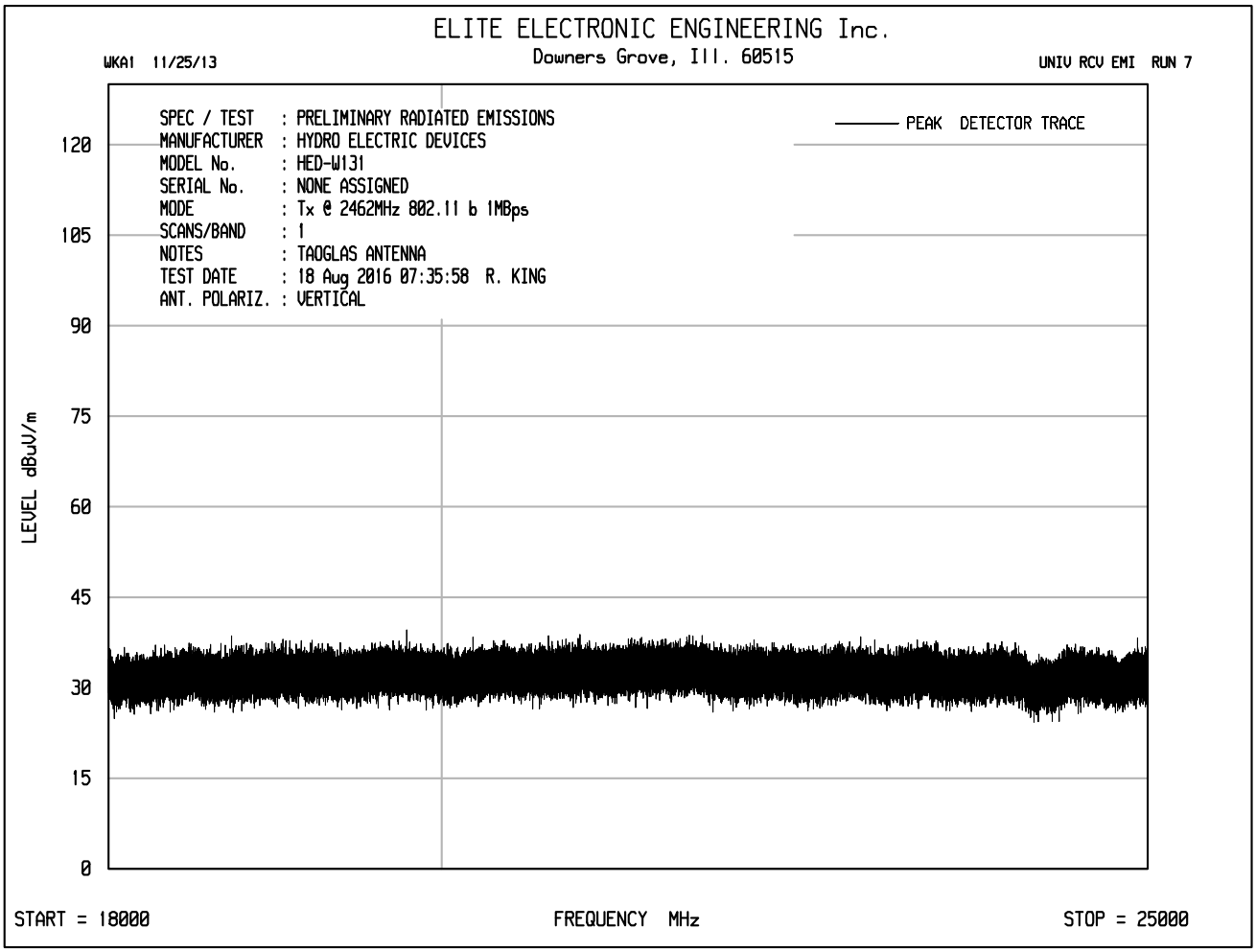
ELITE ELECTRONIC ENGINEERING Inc.
Downers Grove, Ill. 60515
WKA1 11/25/13
UNIV RCV EMI RUN 7
SPEC / TEST : PRELIMINARY RADIATED EMISSIONS
MANUFACTURER : HYDRO ELECTRIC DEVICES
MODEL No. : HED-W131
SERIAL No. : NONE ASSIGNED
MODE : Tx @ 2462MHz 802.11 b 1MBps
SCANS/BAND : 1
NOTES : TAOGLAS ANTENNA
TEST DATE : 18 Aug 2016 07:35:58 R. KING
ANT. POLARIZ. : VERTICAL
PEAK DETECTOR TRACE
LEVEL dBuV/m
120
105
90
75
60
45
30
15
0
START = 18000
FREQUENCY MHz
STOP = 25000

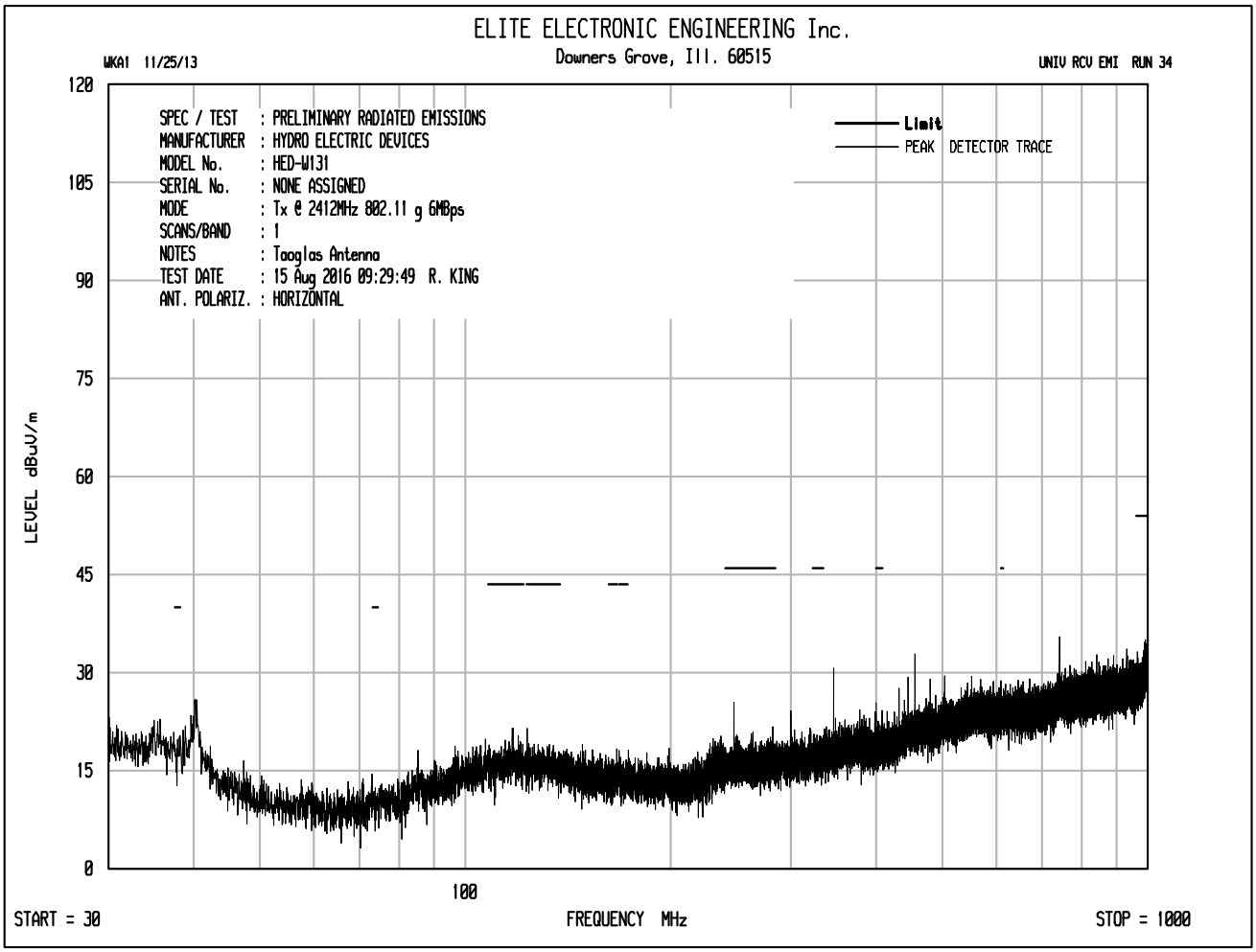
ELITE ELECTRONIC ENGINEERING Inc.
Downers Grove, Ill. 60515
WKA1 11/25/13
UNIV RCV EMI RUN 34
SPEC / TEST : PRELIMINARY RADIATED EMISSIONS
MANUFACTURER : HYDRO ELECTRIC DEVICES
MODEL No. : HED-W131
SERIAL No. : NONE ASSIGNED
MODE : Tx @ 2412MHz 802.11 g 6MBps
SCANS/BAND : 1
NOTES : Taoglas Antenna
TEST DATE : 15 Aug 2016 09:29:49 R. KING
ANT. POLARIZ. : HORIZONTAL
Limit
PEAK DETECTOR TRACE
LEVEL dBuV/m
120
105
90
75
60
45
30
15
0
100
START = 30
FREQUENCY MHz
STOP = 1000

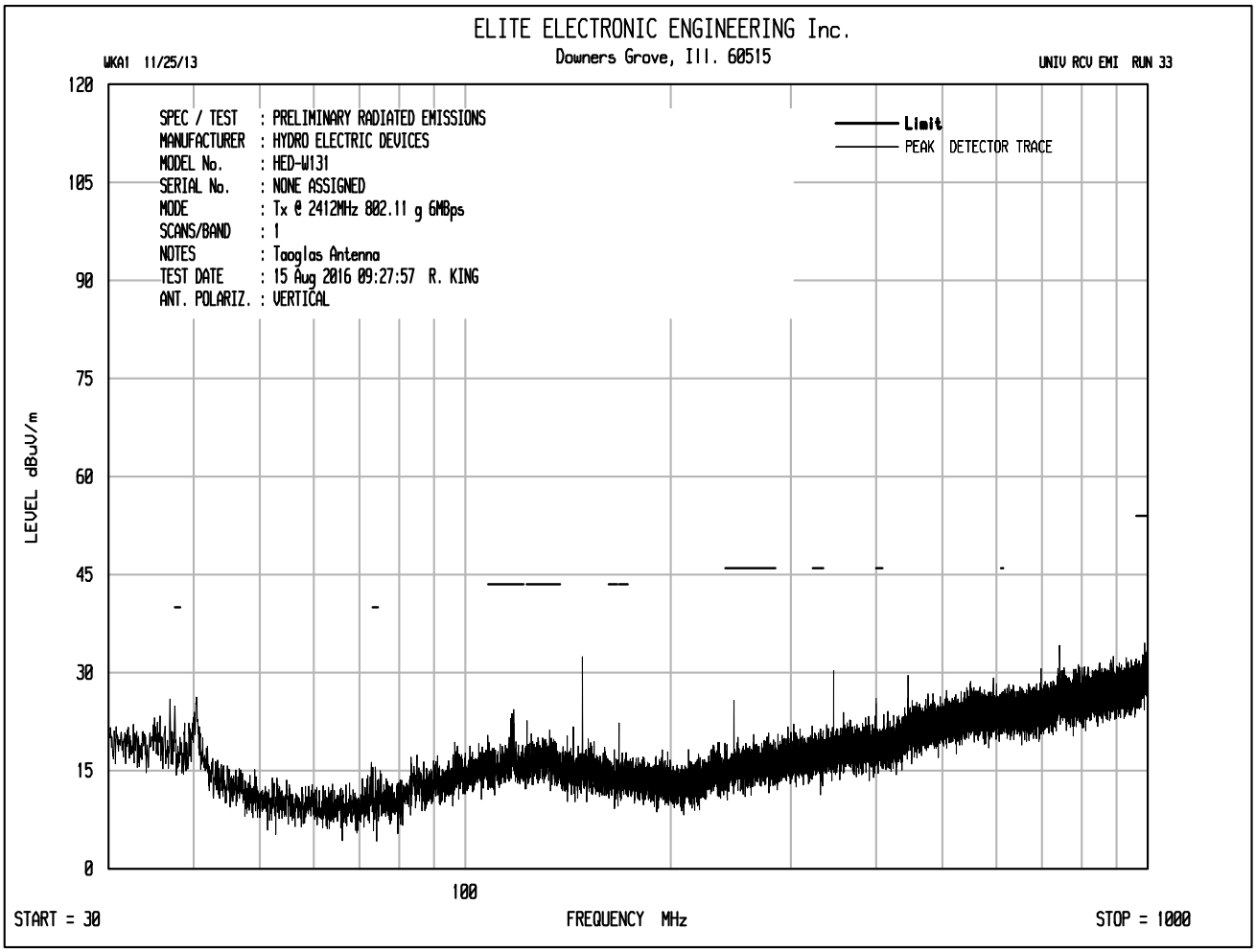
ELITE ELECTRONIC ENGINEERING Inc.
Downers Grove, Ill. 60515
WKA1 11/25/13
UNIV RCV EMI RUN 33
SPEC / TEST : PRELIMINARY RADIATED EMISSIONS
MANUFACTURER : HYDRO ELECTRIC DEVICES
MODEL No. : HED-W131
SERIAL No. : NONE ASSIGNED
MODE : Tx @ 2412MHz 802.11 g 6MBps
SCANS/BAND : 1
NOTES : Taoglas Antenna
TEST DATE : 15 Aug 2016 09:27:57 R. KING
ANT. POLARIZ. : VERTICAL
Limit
PEAK DETECTOR TRACE
LEVEL dBuV/m
120
105
90
75
60
45
30
15
0
100
START = 30
FREQUENCY MHz
STOP = 1000

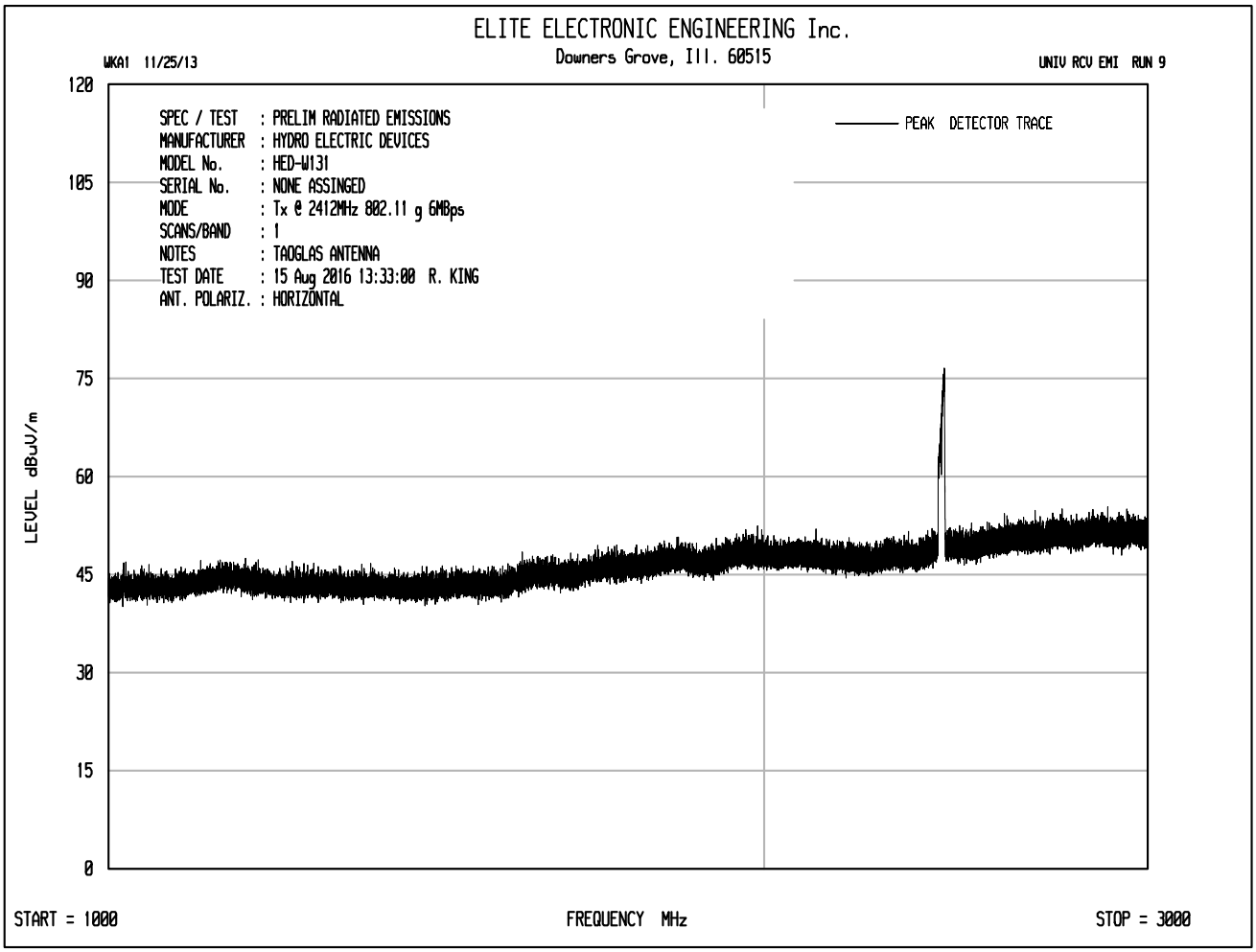
ELITE ELECTRONIC ENGINEERING Inc.
Downers Grove, Ill. 60515
WKA1 11/25/13
UNIV RCV EMI RUN 9
SPEC / TEST : PRELIM RADIATED EMISSIONS
MANUFACTURER : HYDRO ELECTRIC DEVICES
MODEL No. : HED-W131
SERIAL No. : NONE ASSINGED
MODE : Tx @ 2412MHz 802.11 g 6MBps
SCANS/BAND : 1
NOTES : TAOGLAS ANTENNA
TEST DATE : 15 Aug 2016 13:33:00 R. KING
ANT. POLARIZ. : HORIZONTAL
PEAK DETECTOR TRACE
LEVEL dBuV/m
120
105
90
75
60
45
30
15
0
START = 1000
FREQUENCY MHz
STOP = 3000

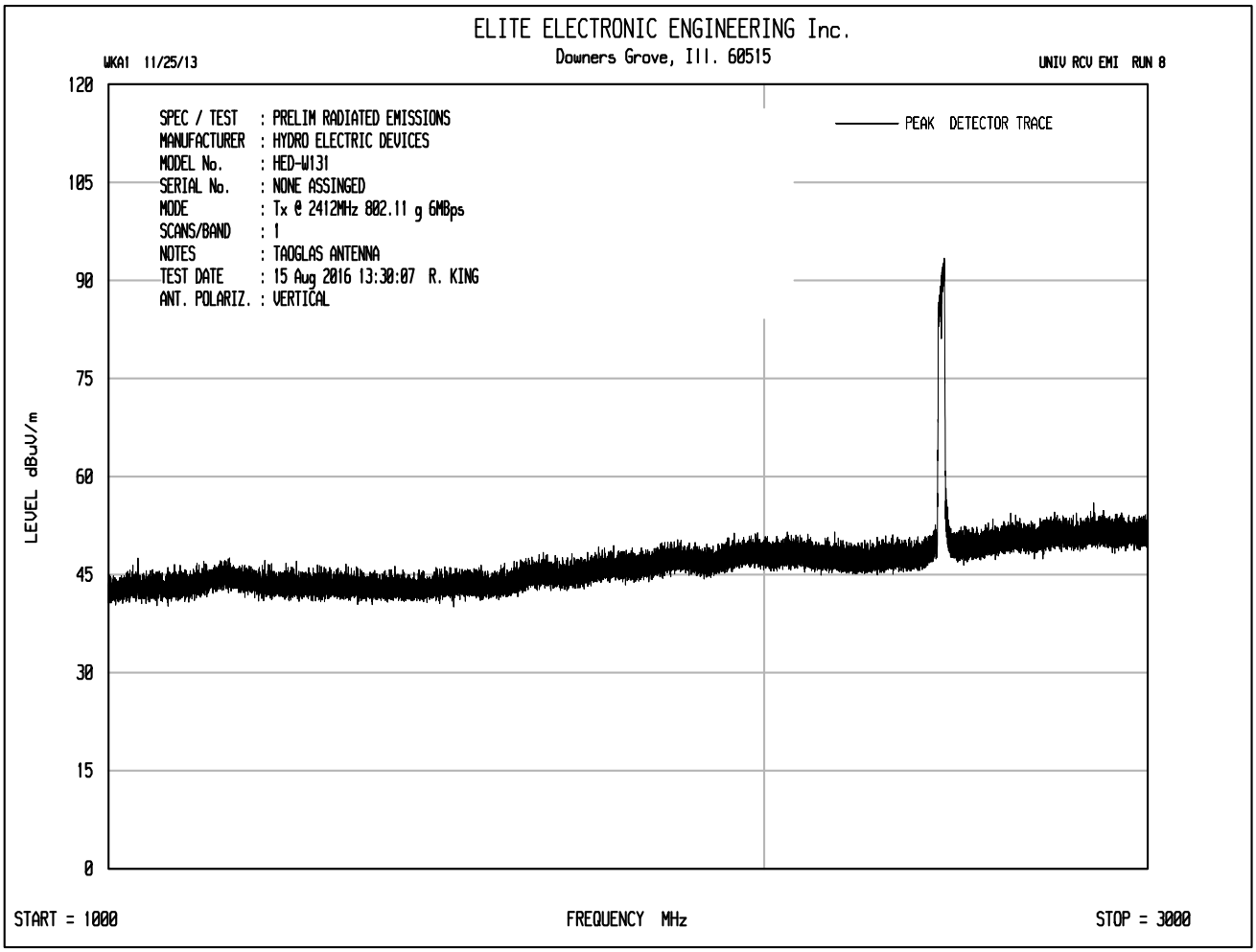
ELITE ELECTRONIC ENGINEERING Inc.
Downers Grove, Ill. 60515
WKA1 11/25/13
UNIV RCV EMI RUN 8
SPEC / TEST : PRELIM RADIATED EMISSIONS
MANUFACTURER : HYDRO ELECTRIC DEVICES
MODEL No. : HED-W131
SERIAL No. : NONE ASSINGED
MODE : Tx @ 2412MHz 802.11 g 6MBps
SCANS/BAND : 1
NOTES : TAOGLAS ANTENNA
TEST DATE : 15 Aug 2016 13:30:07 R. KING
ANT. POLARIZ. : VERTICAL
PEAK DETECTOR TRACE
LEVEL dBuV/m
120
105
90
75
60
45
30
15
0
START = 1000
FREQUENCY MHz
STOP = 3000

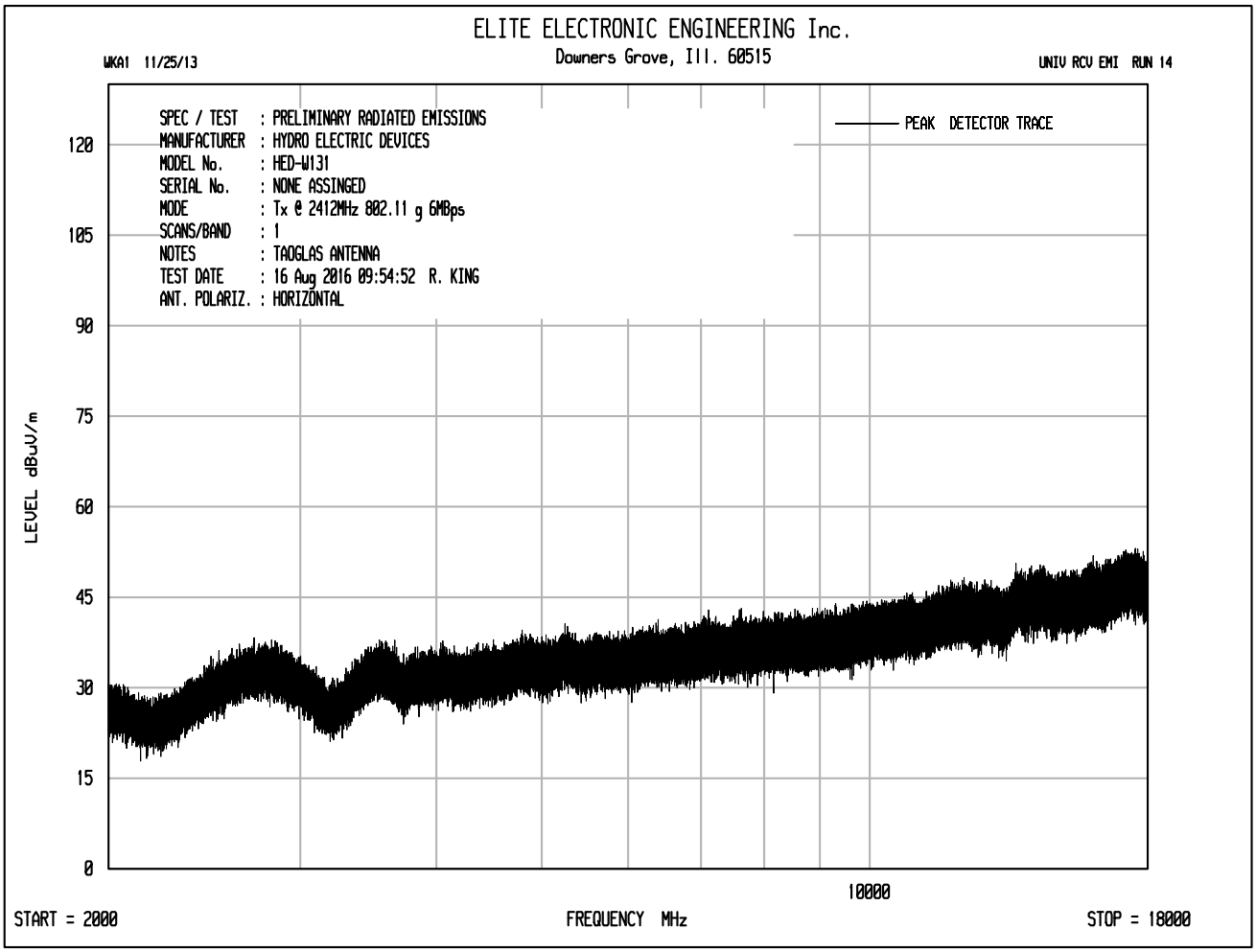
ELITE ELECTRONIC ENGINEERING Inc.
Downers Grove, Ill. 60515
WKA1 11/25/13
UNIV RCV EMI RUN 14
SPEC / TEST : PRELIMINARY RADIATED EMISSIONS
MANUFACTURER : HYDRO ELECTRIC DEVICES
MODEL No. : HED-W131
SERIAL No. : NONE ASSINGED
MODE : Tx @ 2412MHz 802.11 g 6MBps
SCANS/BAND : 1
NOTES : TAOGLAS ANTENNA
TEST DATE : 16 Aug 2016 09:54:52 R. KING
ANT. POLARIZ. : HORIZONTAL
PEAK DETECTOR TRACE
LEVEL dBuV/m
120
105
90
75
60
45
30
15
0
10000
START = 2000
FREQUENCY MHz
STOP = 18000

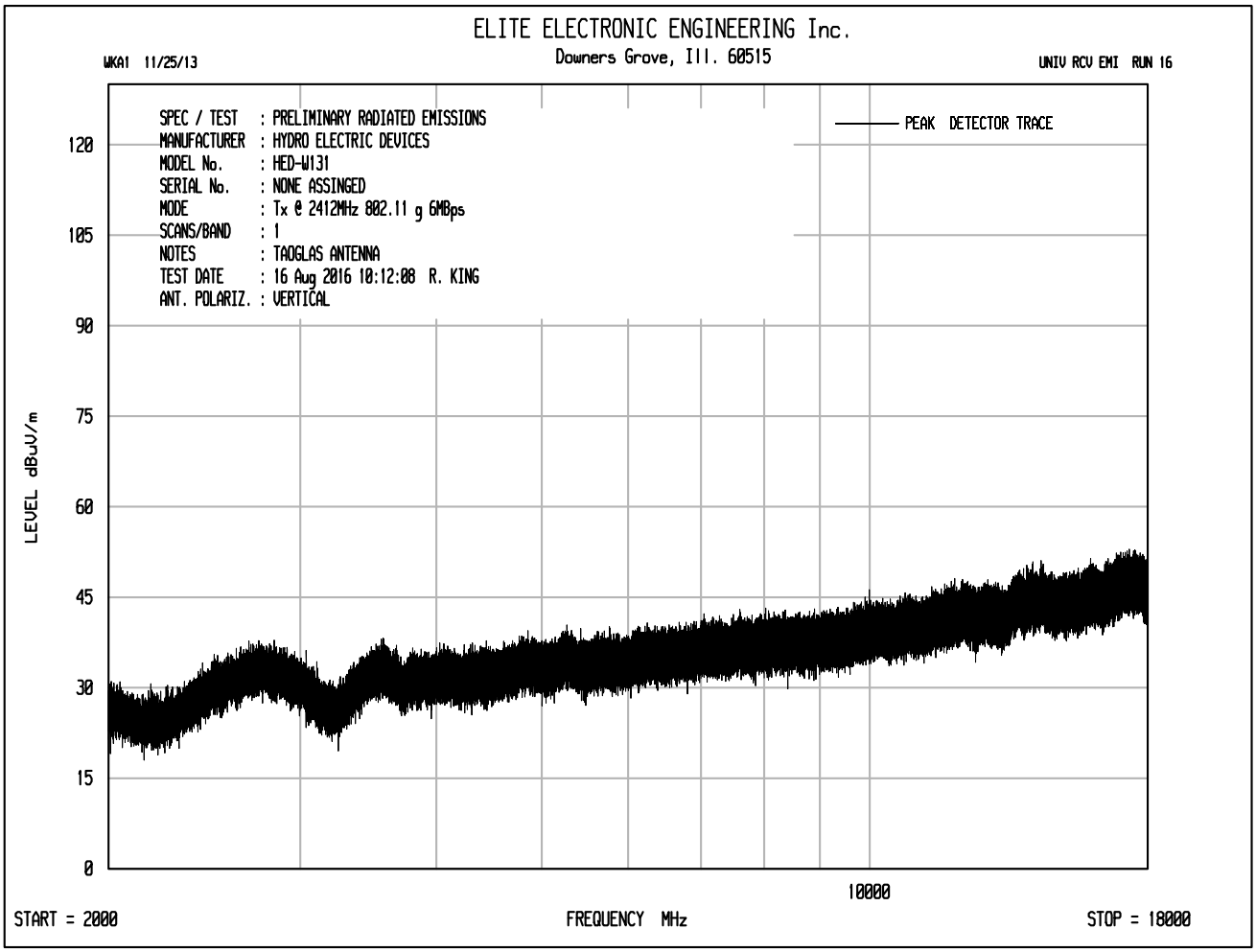
ELITE ELECTRONIC ENGINEERING Inc.
Downers Grove, Ill. 60515
WKA1 11/25/13
UNIV RCV EMI RUN 16
SPEC / TEST : PRELIMINARY RADIATED EMISSIONS
MANUFACTURER : HYDRO ELECTRIC DEVICES
MODEL No. : HED-W131
SERIAL No. : NONE ASSINGED
MODE : Tx @ 2412MHz 802.11 g 6MBps
SCANS/BAND : 1
NOTES : TAOGLAS ANTENNA
TEST DATE : 16 Aug 2016 10:12:08 R. KING
ANT. POLARIZ. : VERTICAL
PEAK DETECTOR TRACE
LEVEL dBuV/m
120
105
90
75
60
45
30
15
0
10000
START = 2000
FREQUENCY MHz
STOP = 18000

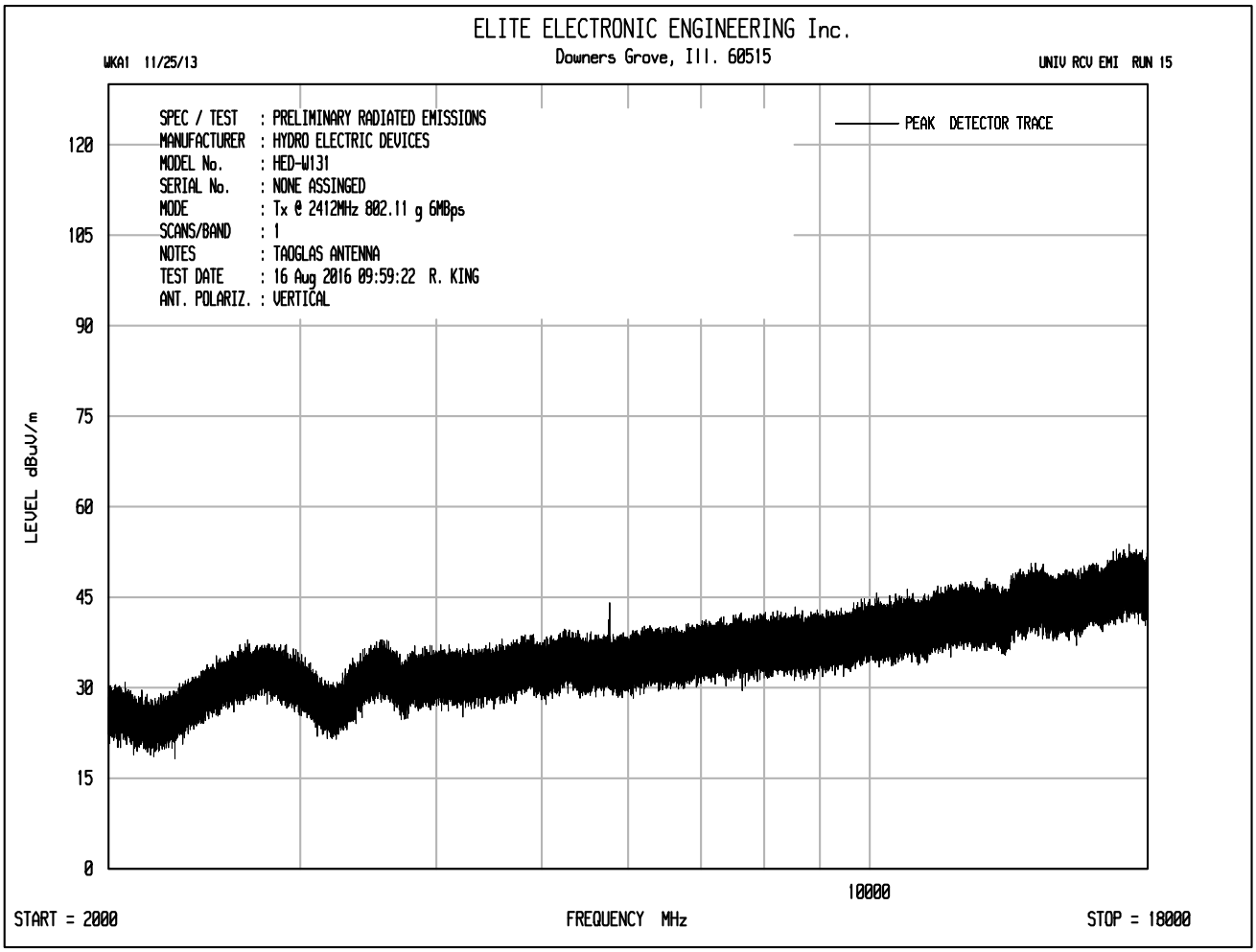
ELITE ELECTRONIC ENGINEERING Inc.
Downers Grove, Ill. 60515
WKA1 11/25/13
UNIV RCV EMI RUN 15
SPEC / TEST : PRELIMINARY RADIATED EMISSIONS
MANUFACTURER : HYDRO ELECTRIC DEVICES
MODEL No. : HED-W131
SERIAL No. : NONE ASSINGED
MODE : Tx @ 2412MHz 802.11 g 6MBps
SCANS/BAND : 1
NOTES : TAOGLAS ANTENNA
TEST DATE : 16 Aug 2016 09:59:22 R. KING
ANT. POLARIZ. : VERTICAL
PEAK DETECTOR TRACE
LEVEL dBuV/m
120
105
90
75
60
45
30
15
0
10000
START = 2000
FREQUENCY MHz
STOP = 18000

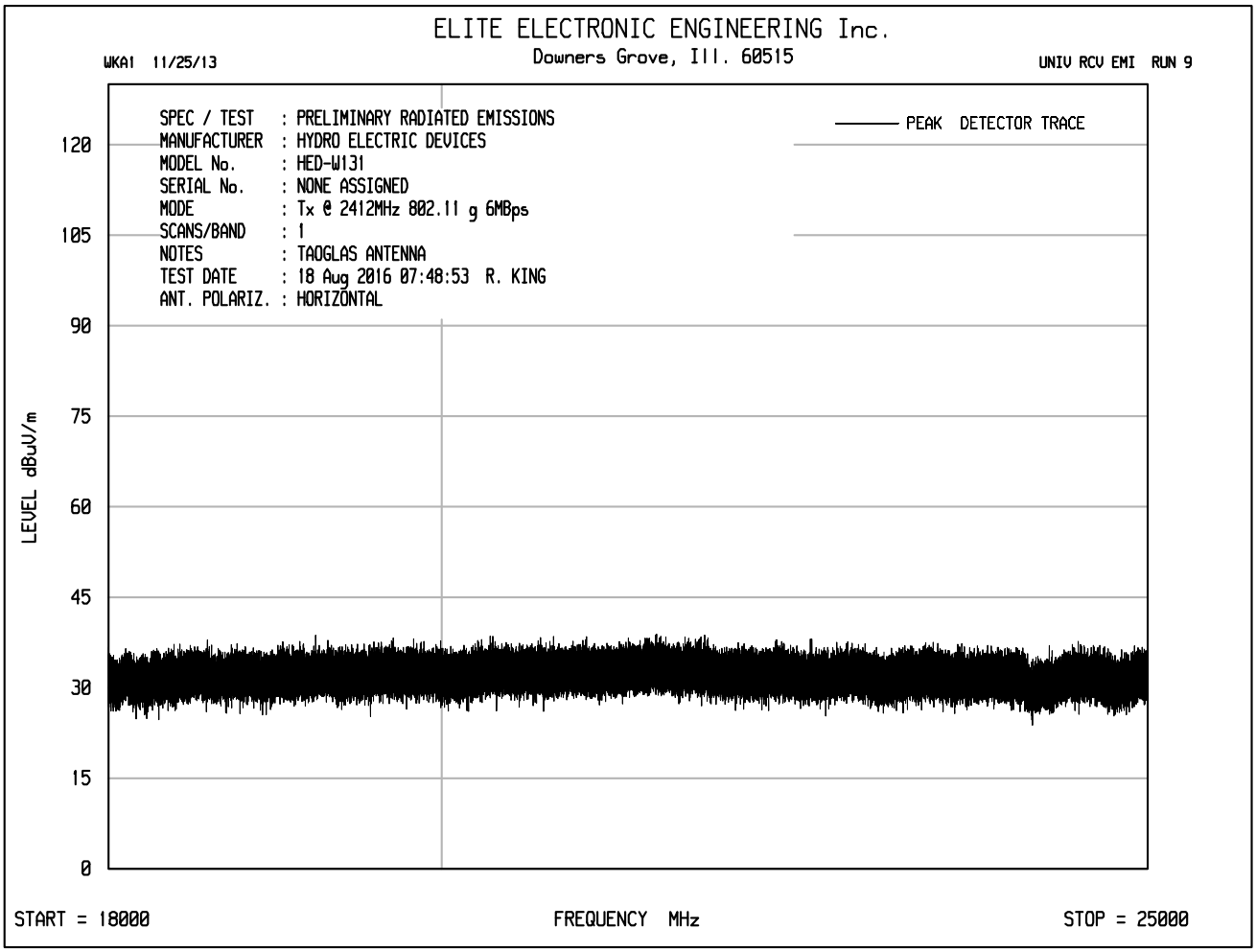
ELITE ELECTRONIC ENGINEERING Inc.
Downers Grove, Ill. 60515
WKA1 11/25/13
UNIV RCV EMI RUN 9
SPEC / TEST : PRELIMINARY RADIATED EMISSIONS
MANUFACTURER : HYDRO ELECTRIC DEVICES
MODEL No. : HED-W131
SERIAL No. : NONE ASSIGNED
MODE : Tx @ 2412MHz 802.11 g 6MBps
SCANS/BAND : 1
NOTES : TAOGLAS ANTENNA
TEST DATE : 18 Aug 2016 07:48:53 R. KING
ANT. POLARIZ. : HORIZONTAL
PEAK DETECTOR TRACE
LEVEL dBuV/m
120
105
90
75
60
45
30
15
0
START = 18000
FREQUENCY MHz
STOP = 25000

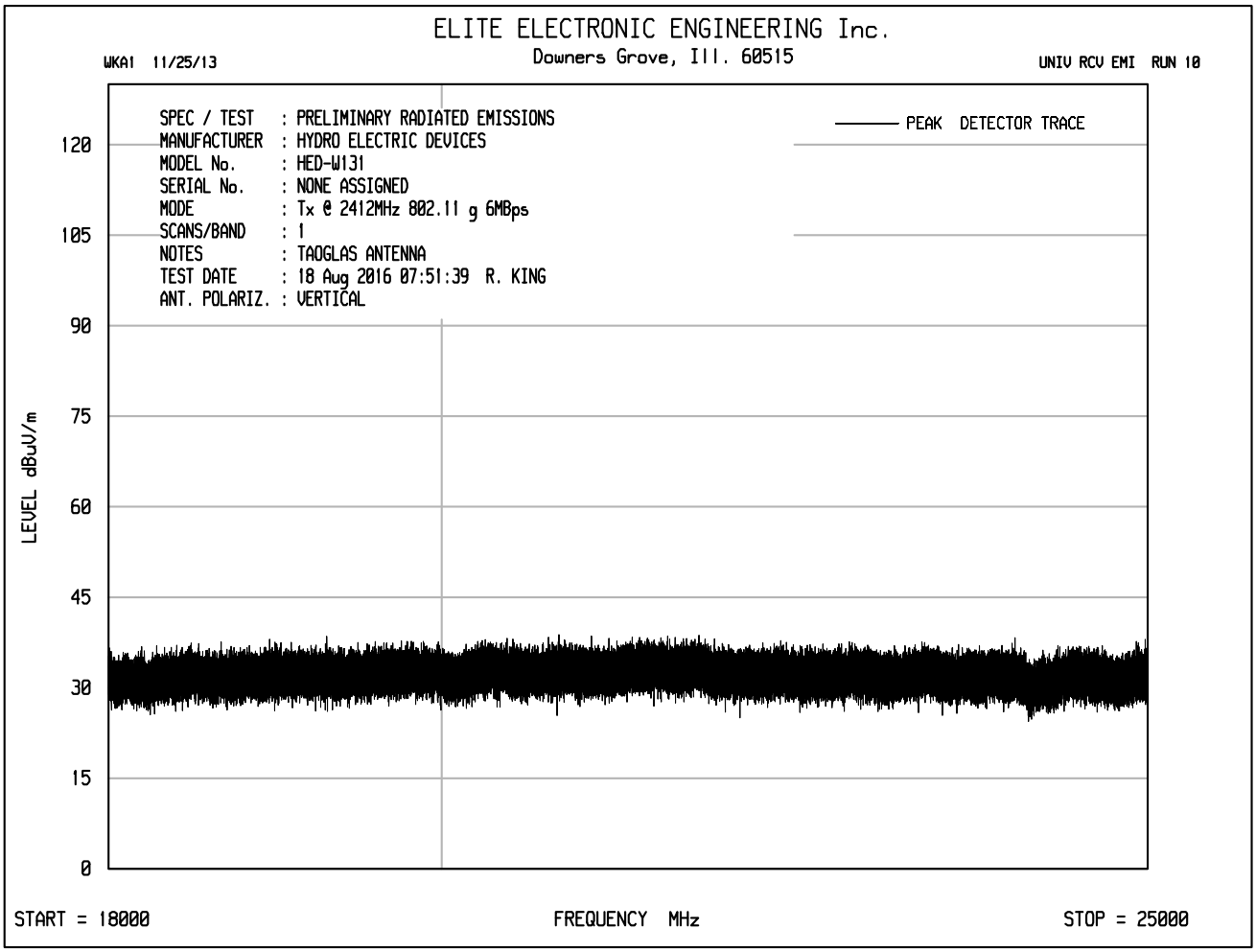
ELITE ELECTRONIC ENGINEERING Inc.
Downers Grove, Ill. 60515
WKA1 11/25/13
UNIV RCV EMI RUN 10
SPEC / TEST : PRELIMINARY RADIATED EMISSIONS
MANUFACTURER : HYDRO ELECTRIC DEVICES
MODEL No. : HED-W131
SERIAL No. : NONE ASSIGNED
MODE : Tx @ 2412MHz 802.11 g 6MBps
SCANS/BAND : 1
NOTES : TAOGLAS ANTENNA
TEST DATE : 18 Aug 2016 07:51:39 R. KING
ANT. POLARIZ. : VERTICAL
PEAK DETECTOR TRACE
LEVEL dBuV/m
120
105
90
75
60
45
30
15
0
START = 18000
FREQUENCY MHz
STOP = 25000

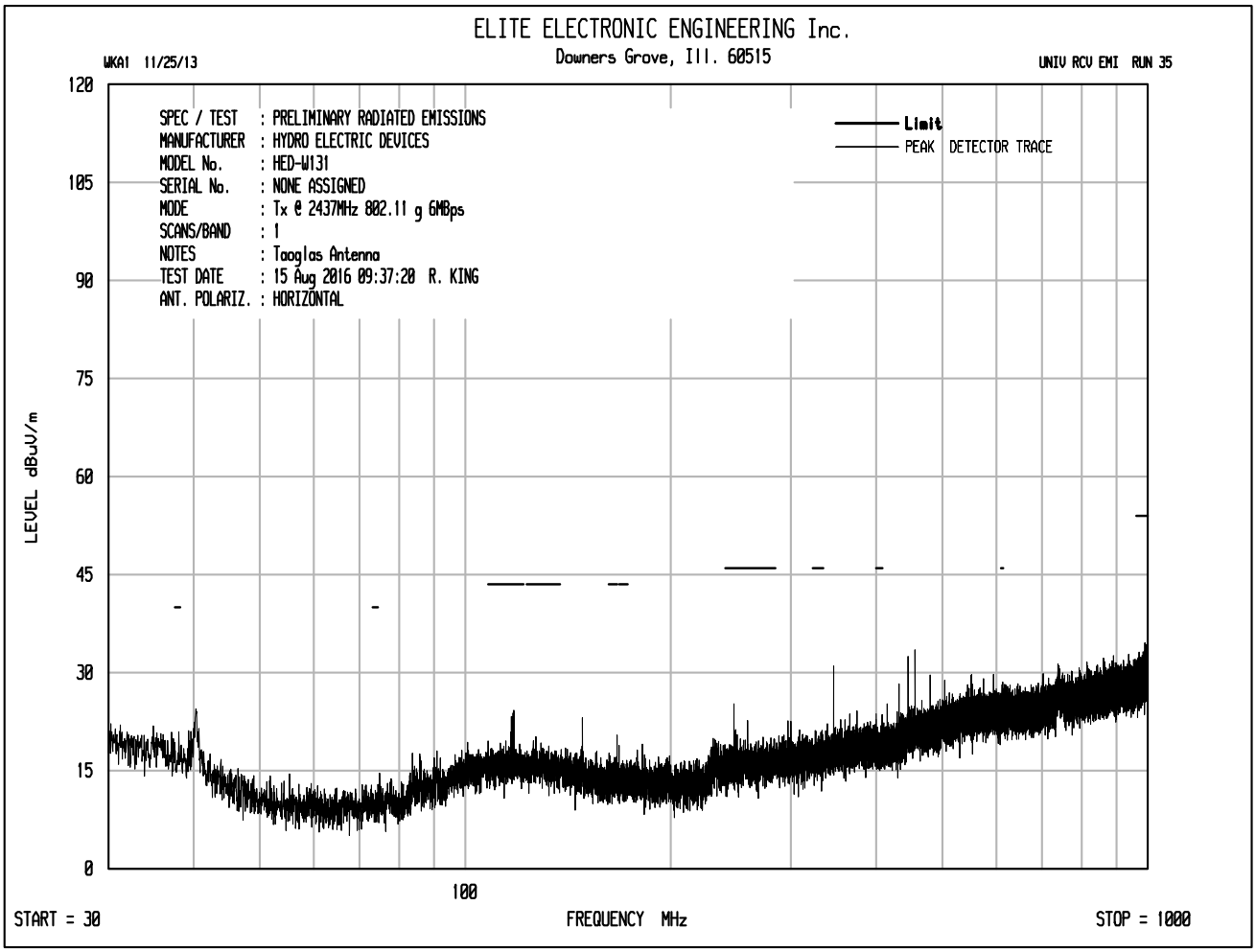
ELITE ELECTRONIC ENGINEERING Inc.
Downers Grove, Ill. 60515
WKA1 11/25/13
UNIV RCV EMI RUN 35
SPEC / TEST : PRELIMINARY RADIATED EMISSIONS
MANUFACTURER : HYDRO ELECTRIC DEVICES
MODEL No. : HED-W131
SERIAL No. : NONE ASSIGNED
MODE : Tx @ 2437MHz 802.11 g 6MBps
SCANS/BAND : 1
NOTES : Taoglas Antenna
TEST DATE : 15 Aug 2016 09:37:20 R. KING
ANT. POLARIZ. : HORIZONTAL
Limit
PEAK DETECTOR TRACE
LEVEL dBuV/m
120
105
90
75
60
45
30
15
0
100
START = 30
FREQUENCY MHz
STOP = 1000

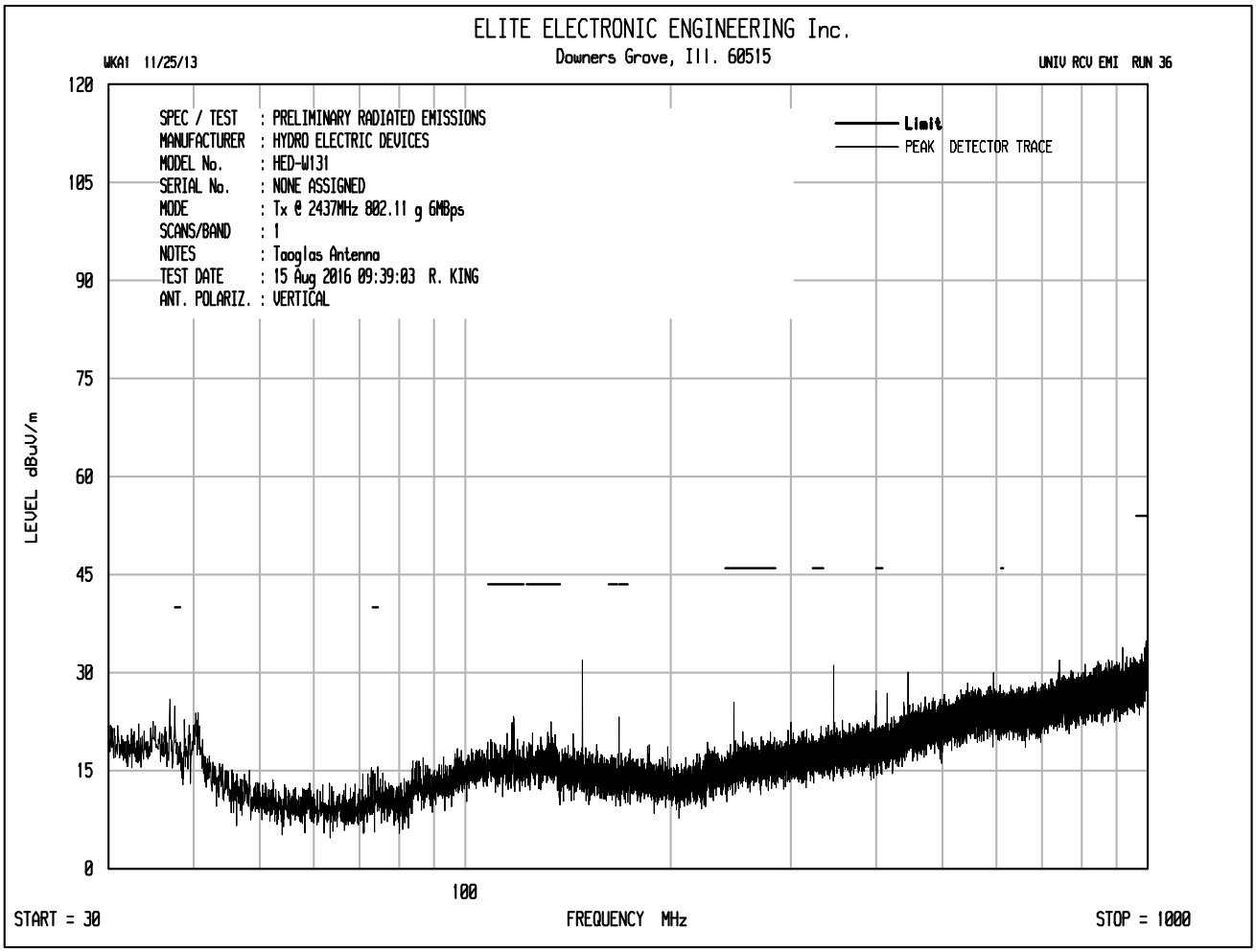
ELITE ELECTRONIC ENGINEERING Inc.
Downers Grove, Ill. 60515
WKA1 11/25/13
UNIV RCV EMI RUN 36
SPEC / TEST : PRELIMINARY RADIATED EMISSIONS
MANUFACTURER : HYDRO ELECTRIC DEVICES
MODEL No. : HED-W131
SERIAL No. : NONE ASSIGNED
MODE : Tx @ 2437MHz 802.11 g 6MBps
SCANS/BAND : 1
NOTES : Taoglas Antenna
TEST DATE : 15 Aug 2016 09:39:03 R. KING
ANT. POLARIZ. : VERTICAL
Limit
PEAK DETECTOR TRACE
LEVEL dBuV/m
120
105
90
75
60
45
30
15
0
100
START = 30
FREQUENCY MHz
STOP = 1000

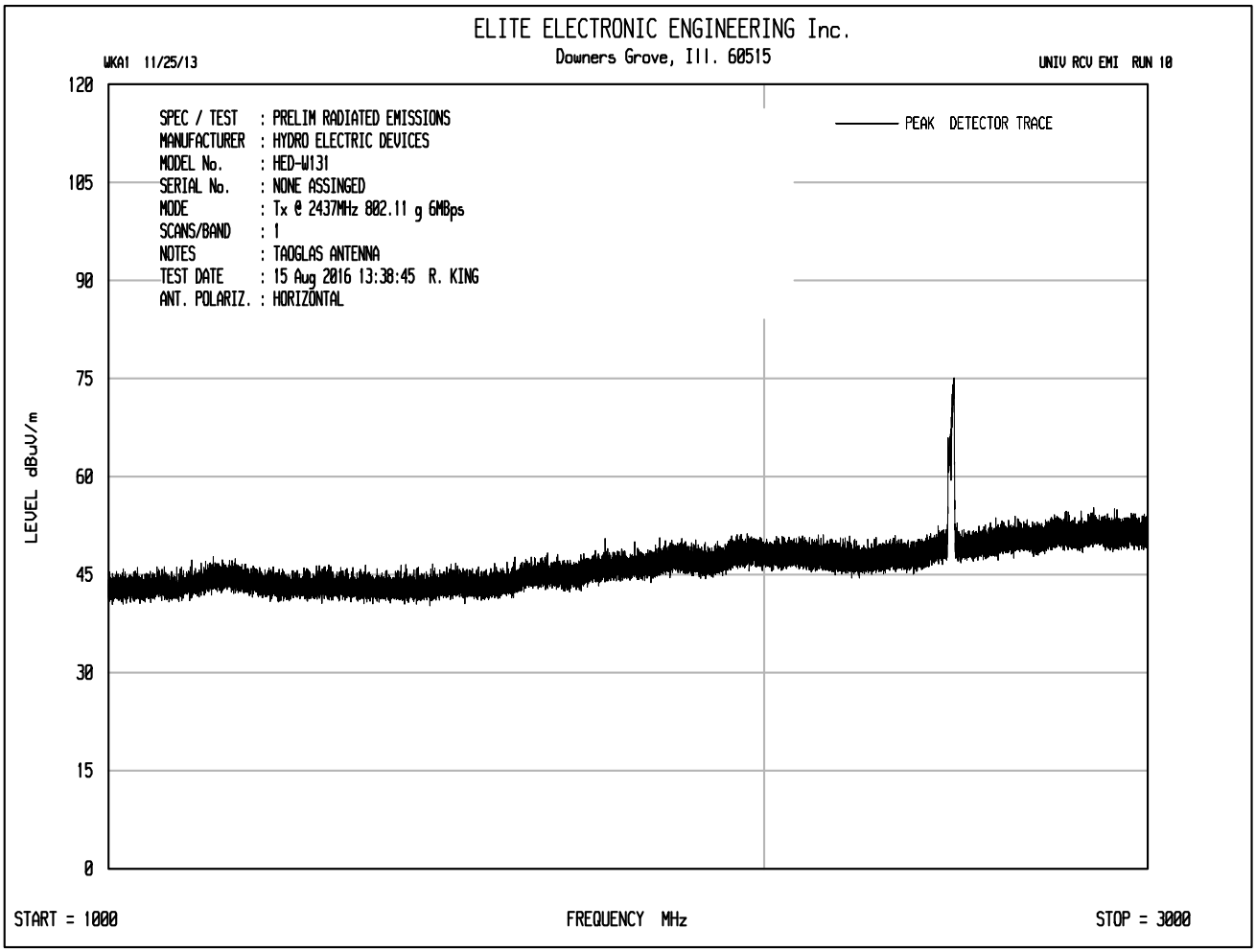
ELITE ELECTRONIC ENGINEERING Inc.
Downers Grove, Ill. 60515
WKA1 11/25/13
UNIV RCV EMI RUN 10
SPEC / TEST : PRELIM RADIATED EMISSIONS
MANUFACTURER : HYDRO ELECTRIC DEVICES
MODEL No. : HED-W131
SERIAL No. : NONE ASSINGED
MODE : Tx @ 2437MHz 802.11 g 6MBps
SCANS/BAND : 1
NOTES : TAOGLAS ANTENNA
TEST DATE : 15 Aug 2016 13:38:45 R. KING
ANT. POLARIZ. : HORIZONTAL
PEAK DETECTOR TRACE
LEVEL dBuV/m
120
105
90
75
60
45
30
15
0
START = 1000
FREQUENCY MHz
STOP = 3000

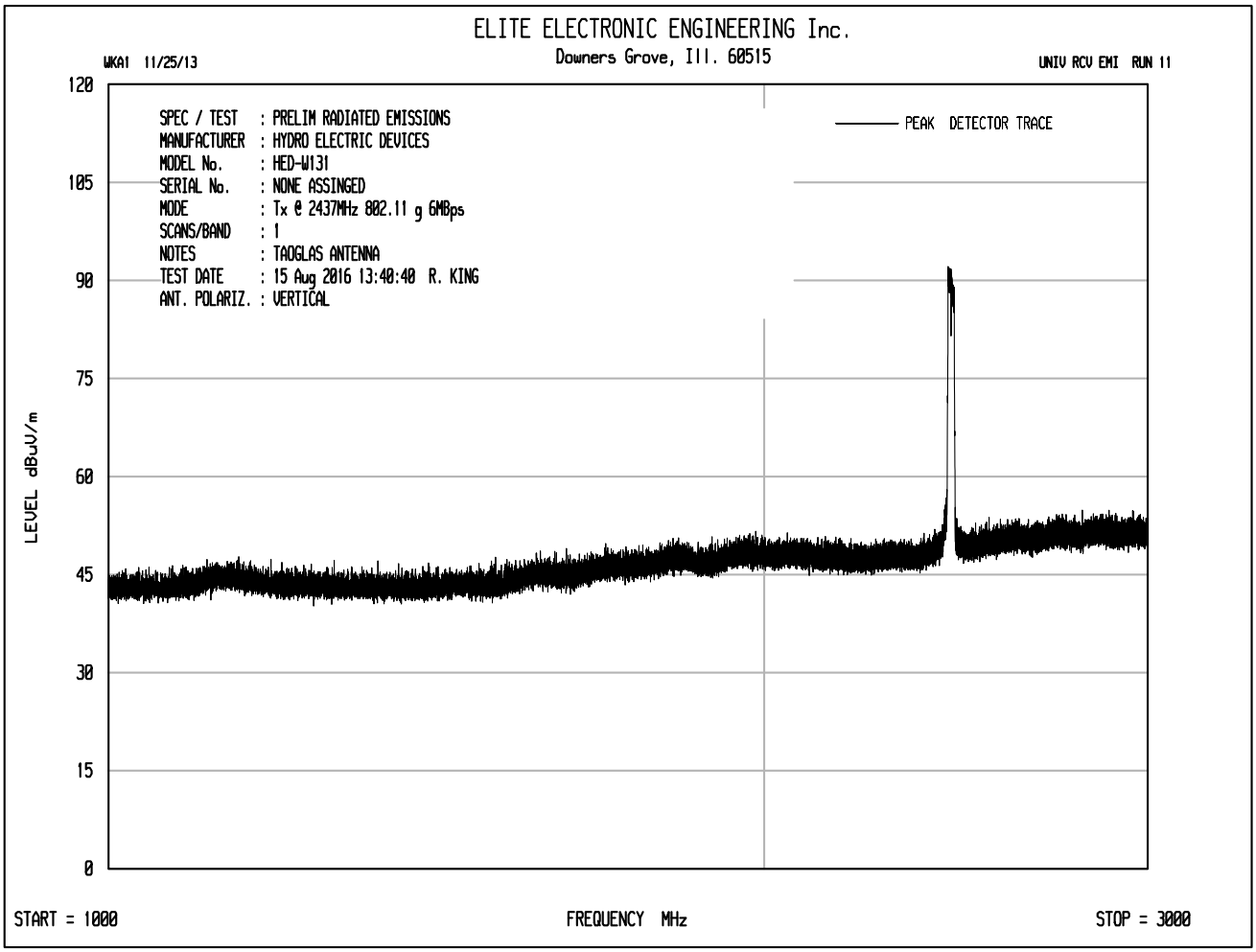
ELITE ELECTRONIC ENGINEERING Inc.
Downers Grove, Ill. 60515
WKA1 11/25/13
UNIV RCV EMI RUN 11
SPEC / TEST : PRELIM RADIATED EMISSIONS
MANUFACTURER : HYDRO ELECTRIC DEVICES
MODEL No. : HED-W131
SERIAL No. : NONE ASSINGED
MODE : Tx @ 2437MHz 802.11 g 6MBps
SCANS/BAND : 1
NOTES : TAOGLAS ANTENNA
TEST DATE : 15 Aug 2016 13:40:40 R. KING
ANT. POLARIZ. : VERTICAL
PEAK DETECTOR TRACE
LEVEL dBuV/m
120
105
90
75
60
45
30
15
0
START = 1000
FREQUENCY MHz
STOP = 3000

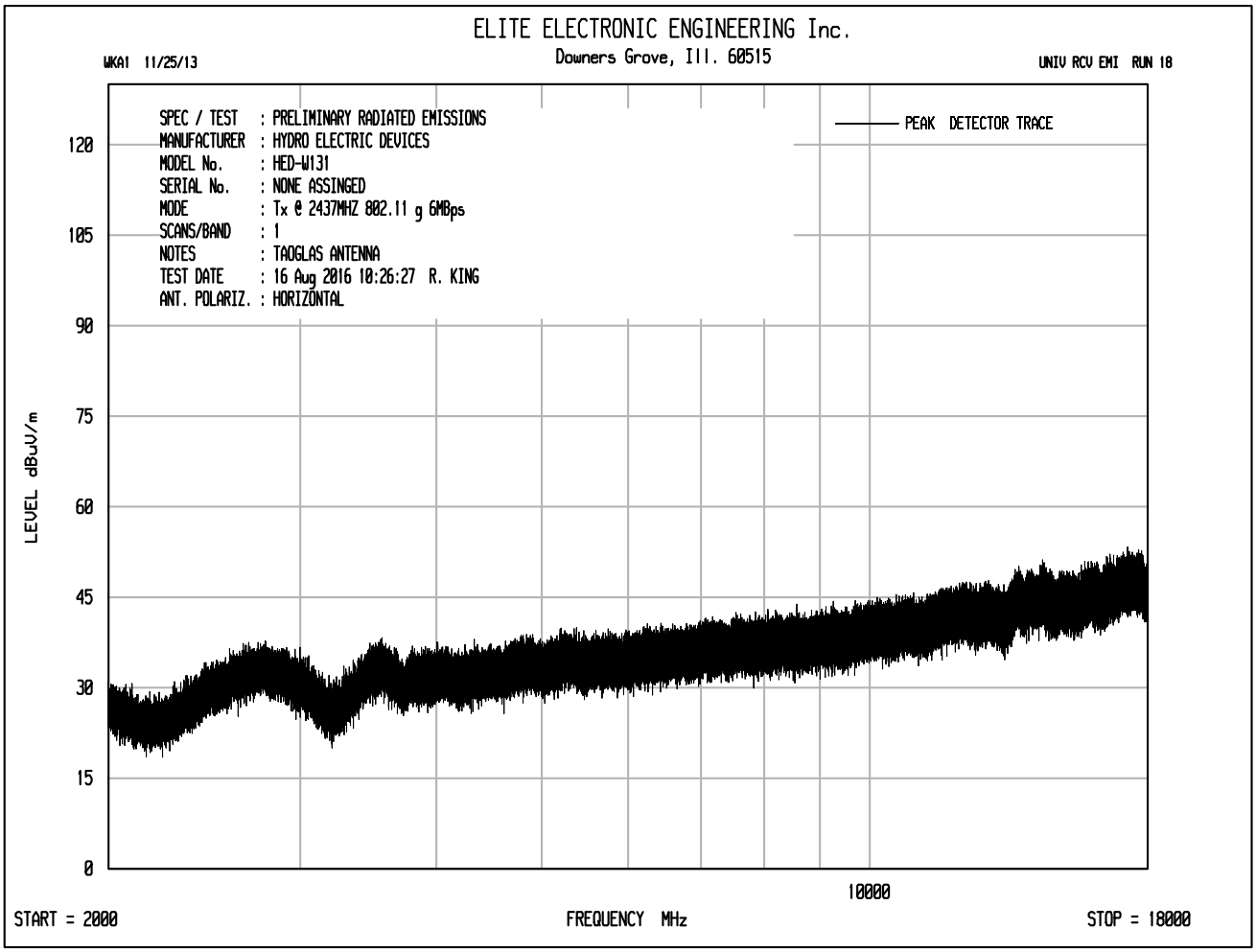
ELITE ELECTRONIC ENGINEERING Inc.
Downers Grove, Ill. 60515
WKA1 11/25/13
UNIV RCV EMI RUN 18
SPEC / TEST : PRELIMINARY RADIATED EMISSIONS
MANUFACTURER : HYDRO ELECTRIC DEVICES
MODEL No. : HED-W131
SERIAL No. : NONE ASSINGED
MODE : Tx @ 2437MHZ 802.11 g 6MBps
SCANS/BAND : 1
NOTES : TAOGLAS ANTENNA
TEST DATE : 16 Aug 2016 10:26:27 R. KING
ANT. POLARIZ. : HORIZONTAL
PEAK DETECTOR TRACE
LEVEL dBuV/m
120
105
90
75
60
45
30
15
0
10000
START = 2000
FREQUENCY MHz
STOP = 18000

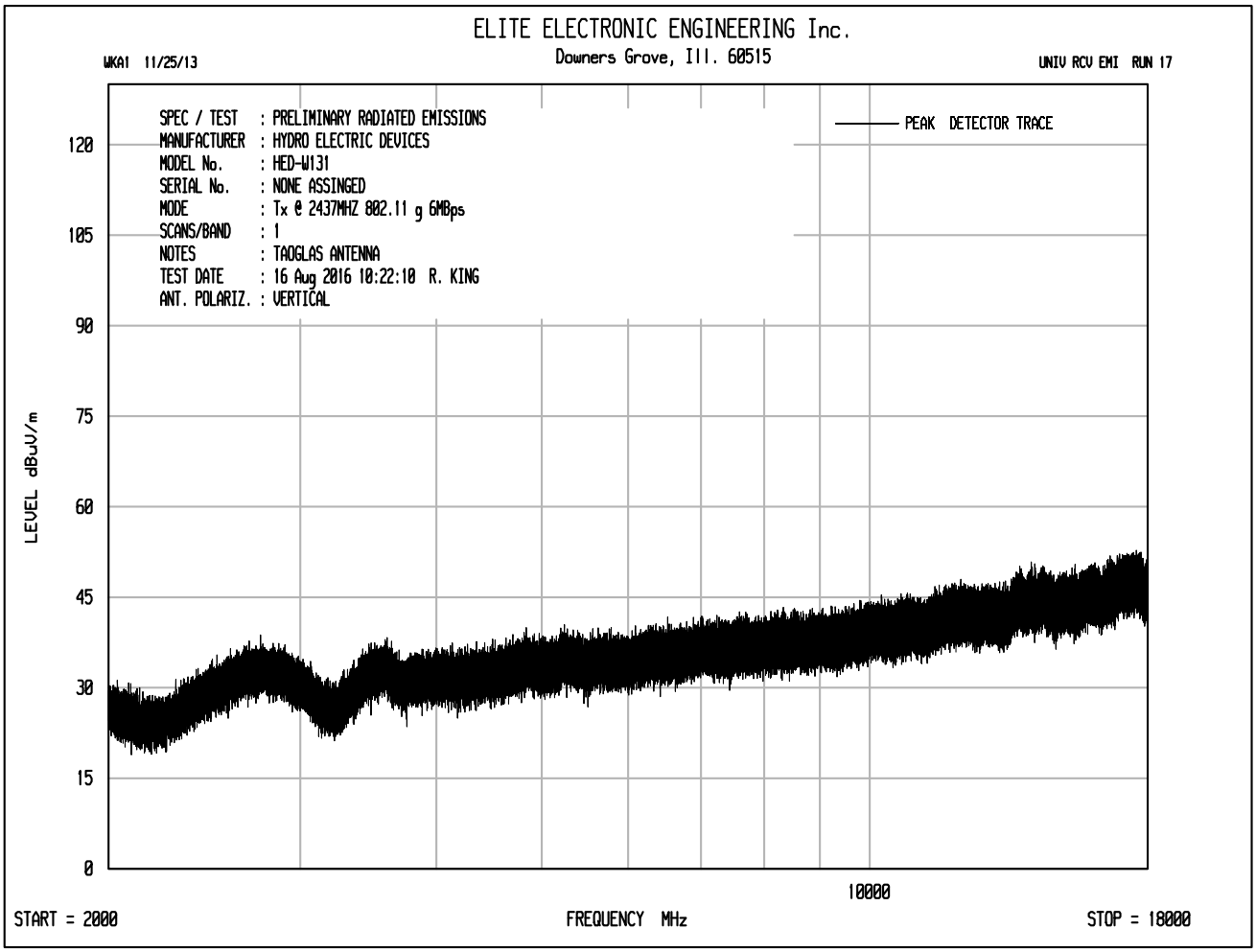
ELITE ELECTRONIC ENGINEERING Inc.
Downers Grove, Ill. 60515
WKA1 11/25/13
UNIV RCV EMI RUN 17
SPEC / TEST : PRELIMINARY RADIATED EMISSIONS
MANUFACTURER : HYDRO ELECTRIC DEVICES
MODEL No. : HED-W131
SERIAL No. : NONE ASSINGED
MODE : Tx @ 2437MHZ 802.11 g 6MBps
SCANS/BAND : 1
NOTES : TAOGLAS ANTENNA
TEST DATE : 16 Aug 2016 10:22:10 R. KING
ANT. POLARIZ. : VERTICAL
PEAK DETECTOR TRACE
LEVEL dBuV/m
120
105
90
75
60
45
30
15
0
10000
START = 2000
FREQUENCY MHz
STOP = 18000

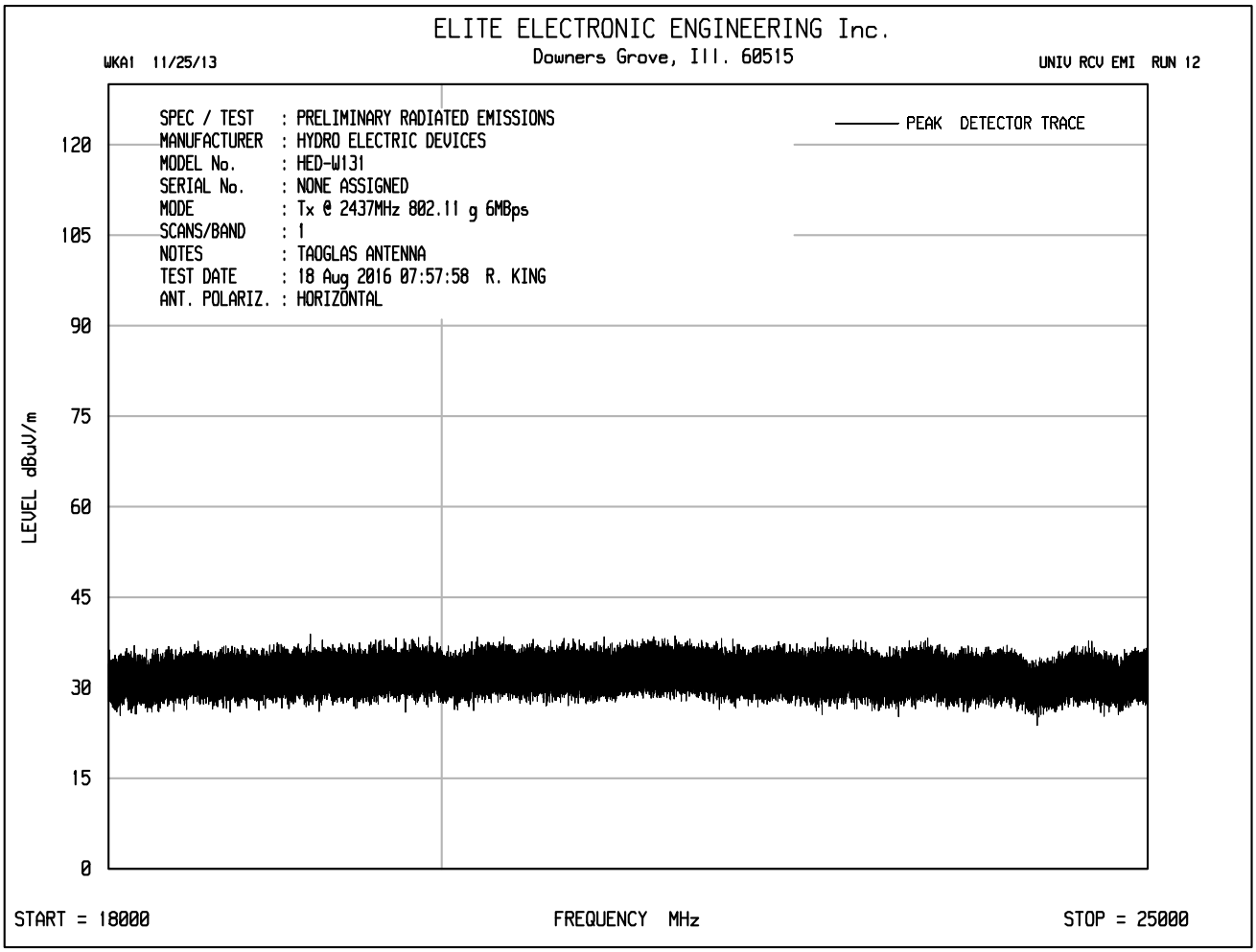
ELITE ELECTRONIC ENGINEERING Inc.
Downers Grove, Ill. 60515
WKA1 11/25/13
UNIV RCV EMI RUN 12
SPEC / TEST : PRELIMINARY RADIATED EMISSIONS
MANUFACTURER : HYDRO ELECTRIC DEVICES
MODEL No. : HED-W131
SERIAL No. : NONE ASSIGNED
MODE : Tx @ 2437MHz 802.11 g 6MBps
SCANS/BAND : 1
NOTES : TAOGLAS ANTENNA
TEST DATE : 18 Aug 2016 07:57:58 R. KING
ANT. POLARIZ. : HORIZONTAL
PEAK DETECTOR TRACE
LEVEL dBuV/m
120
105
90
75
60
45
30
15
0
START = 18000
FREQUENCY MHz
STOP = 25000

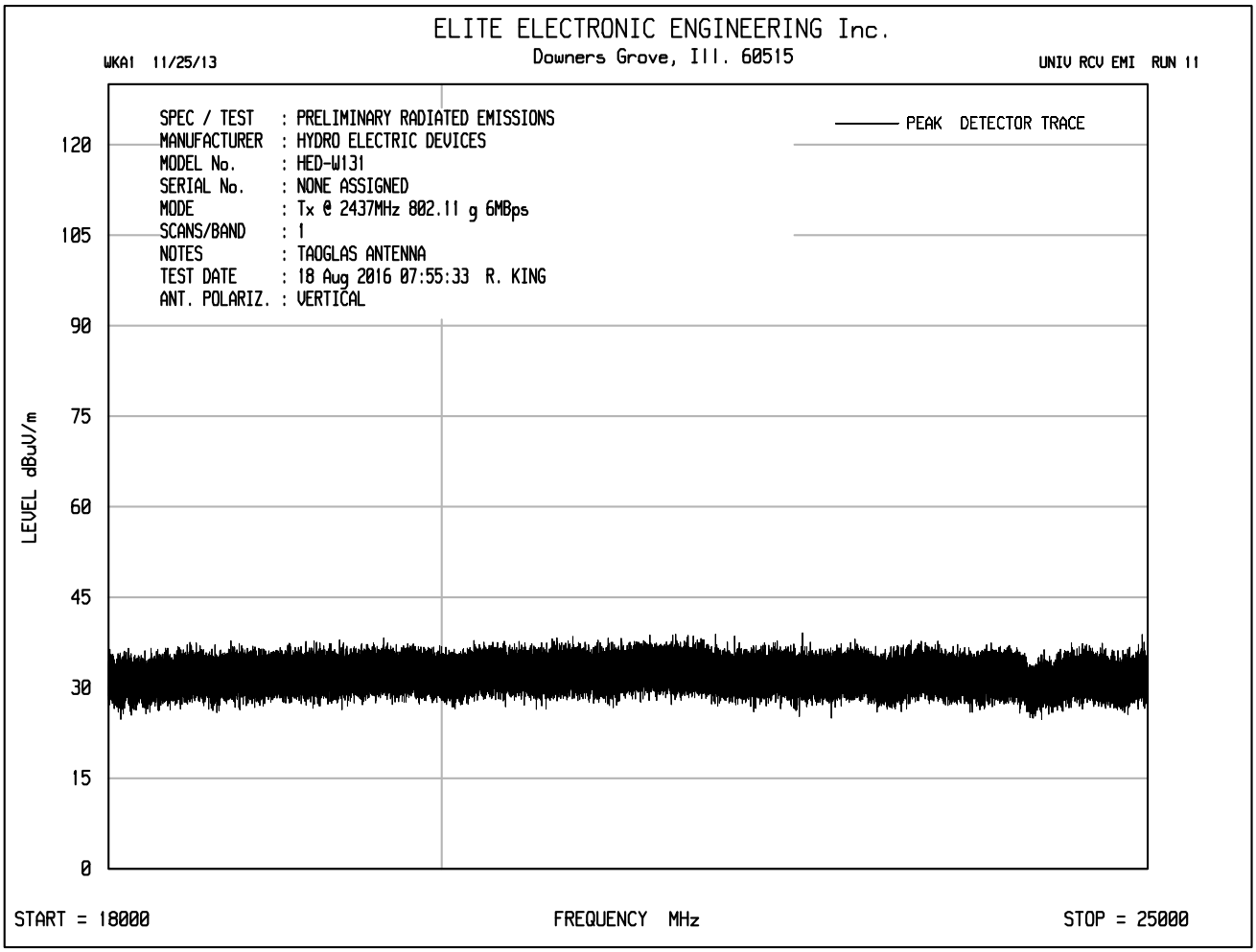
ELITE ELECTRONIC ENGINEERING Inc.
Downers Grove, Ill. 60515
WKA1 11/25/13
UNIV RCV EMI RUN 11
SPEC / TEST : PRELIMINARY RADIATED EMISSIONS
MANUFACTURER : HYDRO ELECTRIC DEVICES
MODEL No. : HED-W131
SERIAL No. : NONE ASSIGNED
MODE : Tx @ 2437MHz 802.11 g 6MBps
SCANS/BAND : 1
NOTES : TAOGLAS ANTENNA
TEST DATE : 18 Aug 2016 07:55:33 R. KING
ANT. POLARIZ. : VERTICAL
PEAK DETECTOR TRACE
LEVEL dBuV/m
120
105
90
75
60
45
30
15
0
START = 18000
FREQUENCY MHz
STOP = 25000

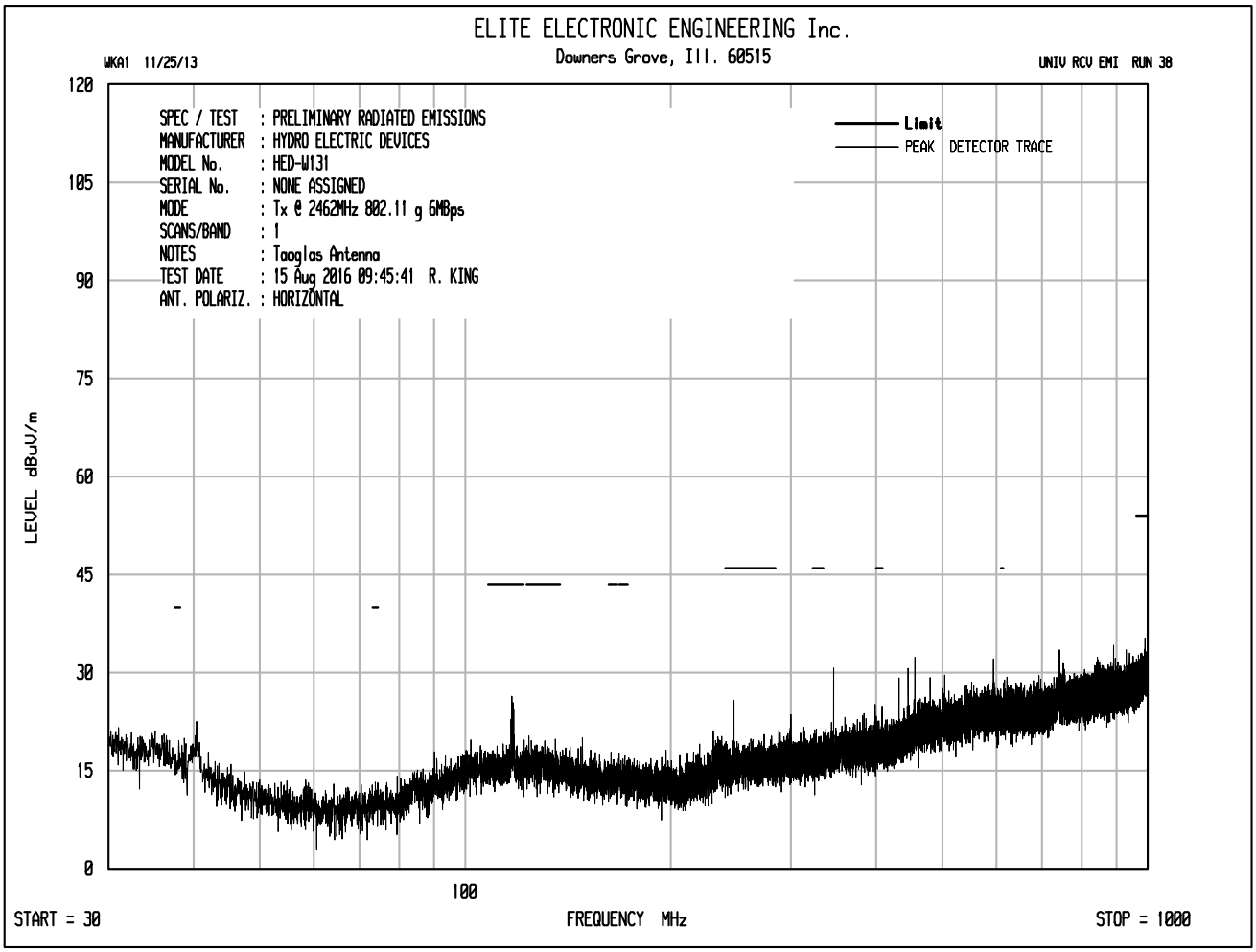
ELITE ELECTRONIC ENGINEERING Inc.
Downers Grove, Ill. 60515
WKA1 11/25/13
UNIV RCV EMI RUN 38
SPEC / TEST : PRELIMINARY RADIATED EMISSIONS
MANUFACTURER : HYDRO ELECTRIC DEVICES
MODEL No. : HED-W131
SERIAL No. : NONE ASSIGNED
MODE : Tx @ 2462MHz 802.11 g 6MBps
SCANS/BAND : 1
NOTES : Taoglas Antenna
TEST DATE : 15 Aug 2016 09:45:41 R. KING
ANT. POLARIZ. : HORIZONTAL
Limit
PEAK DETECTOR TRACE
LEVEL dBuV/m
120
105
90
75
60
45
30
15
0
100
START = 30
FREQUENCY MHz
STOP = 1000

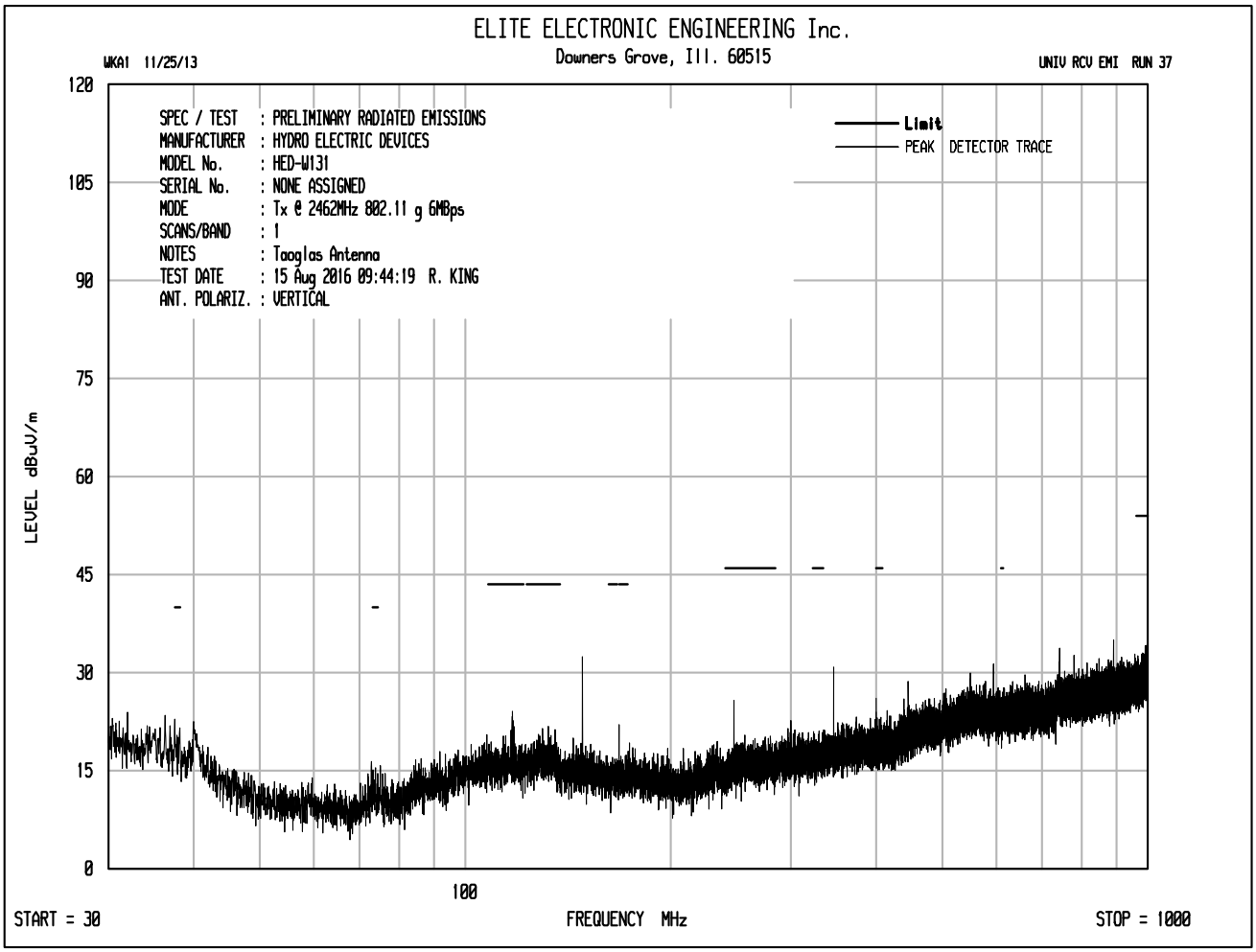
ELITE ELECTRONIC ENGINEERING Inc.
Downers Grove, Ill. 60515
WKA1 11/25/13
UNIV RCV EMI RUN 37
SPEC / TEST : PRELIMINARY RADIATED EMISSIONS
MANUFACTURER : HYDRO ELECTRIC DEVICES
MODEL No. : HED-W131
SERIAL No. : NONE ASSIGNED
MODE : Tx @ 2462MHz 802.11 g 6MBps
SCANS/BAND : 1
NOTES : Taoglas Antenna
TEST DATE : 15 Aug 2016 09:44:19 R. KING
ANT. POLARIZ. : VERTICAL
Limit
PEAK DETECTOR TRACE
LEVEL dBuV/m
120
105
90
75
60
45
30
15
0
100
START = 30
FREQUENCY MHz
STOP = 1000

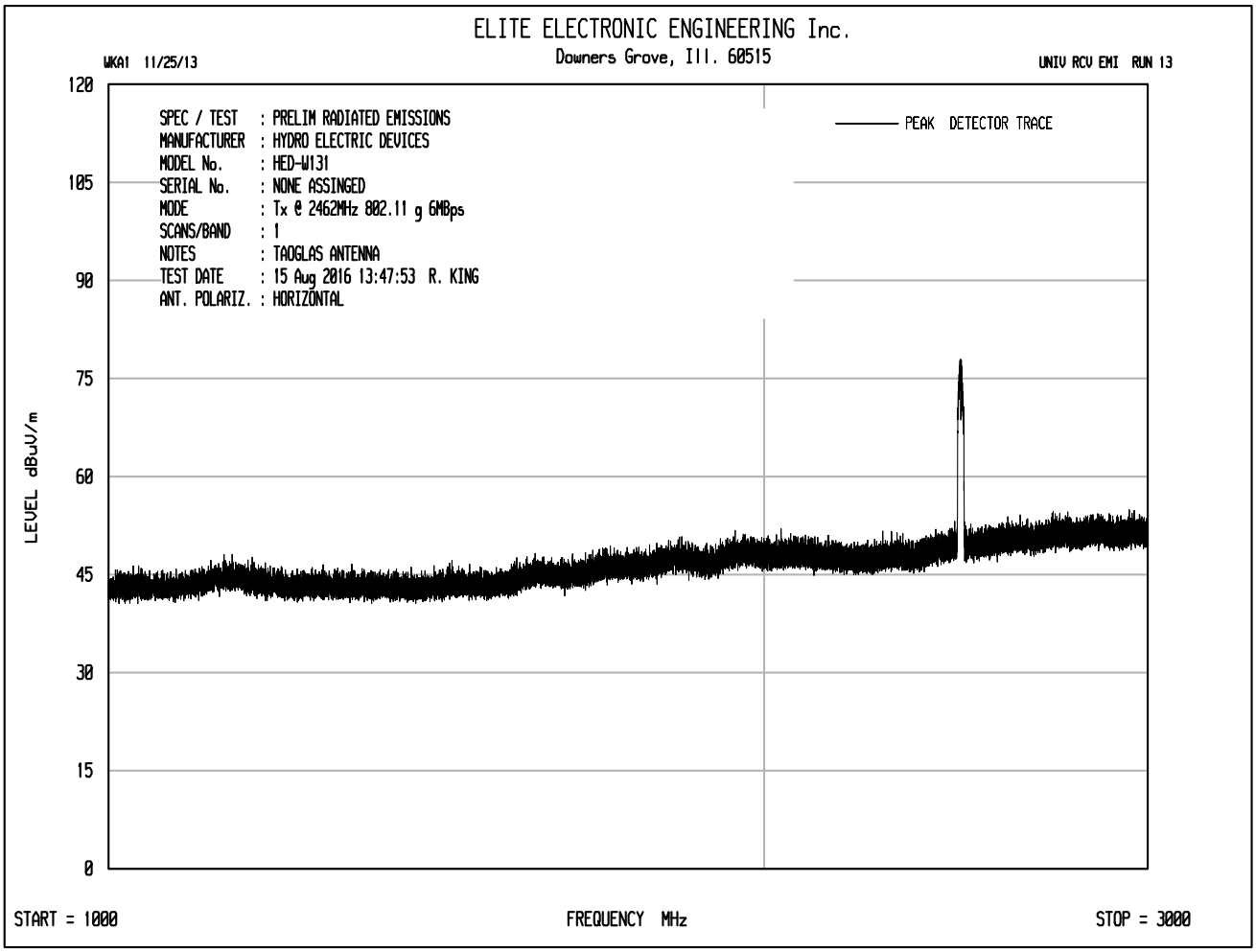
ELITE ELECTRONIC ENGINEERING Inc.
Downers Grove, Ill. 60515
WKA1 11/25/13
UNIV RCV EMI RUN 13
SPEC / TEST : PRELIM RADIATED EMISSIONS
MANUFACTURER : HYDRO ELECTRIC DEVICES
MODEL No. : HED-W131
SERIAL No. : NONE ASSINGED
MODE : Tx @ 2462MHz 802.11 g 6MBps
SCANS/BAND : 1
NOTES : TAOGLAS ANTENNA
TEST DATE : 15 Aug 2016 13:47:53 R. KING
ANT. POLARIZ. : HORIZONTAL
PEAK DETECTOR TRACE
LEVEL dBuV/m
120
105
90
75
60
45
30
15
0
START = 1000
FREQUENCY MHz
STOP = 3000

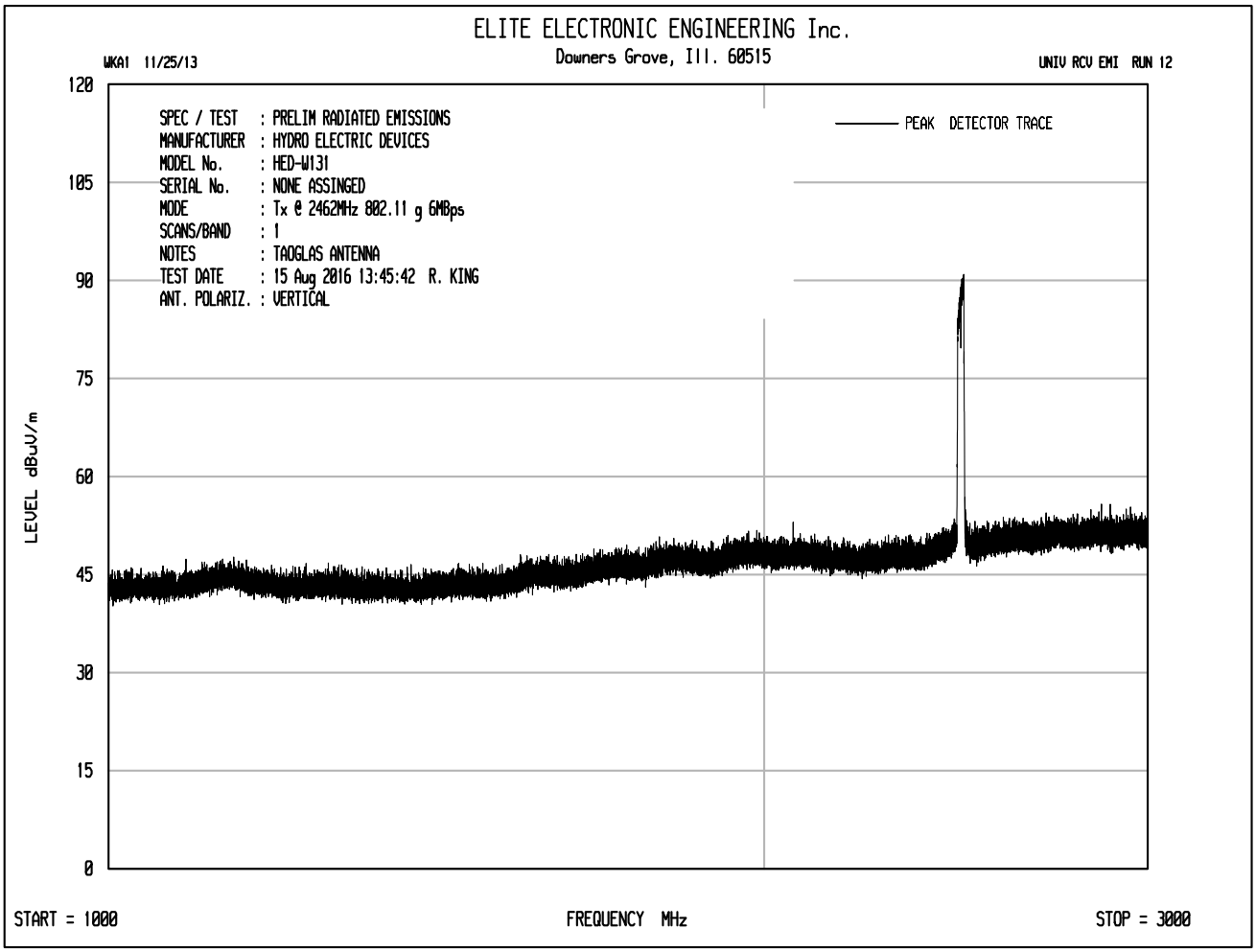
ELITE ELECTRONIC ENGINEERING Inc.
Downers Grove, Ill. 60515
WKA1 11/25/13
UNIV RCV EMI RUN 12
SPEC / TEST : PRELIM RADIATED EMISSIONS
MANUFACTURER : HYDRO ELECTRIC DEVICES
MODEL No. : HED-W131
SERIAL No. : NONE ASSINGED
MODE : Tx @ 2462MHz 802.11 g 6MBps
SCANS/BAND : 1
NOTES : TAOGLAS ANTENNA
TEST DATE : 15 Aug 2016 13:45:42 R. KING
ANT. POLARIZ. : VERTICAL
PEAK DETECTOR TRACE
LEVEL dBuV/m
120
105
90
75
60
45
30
15
0
START = 1000
FREQUENCY MHz
STOP = 3000

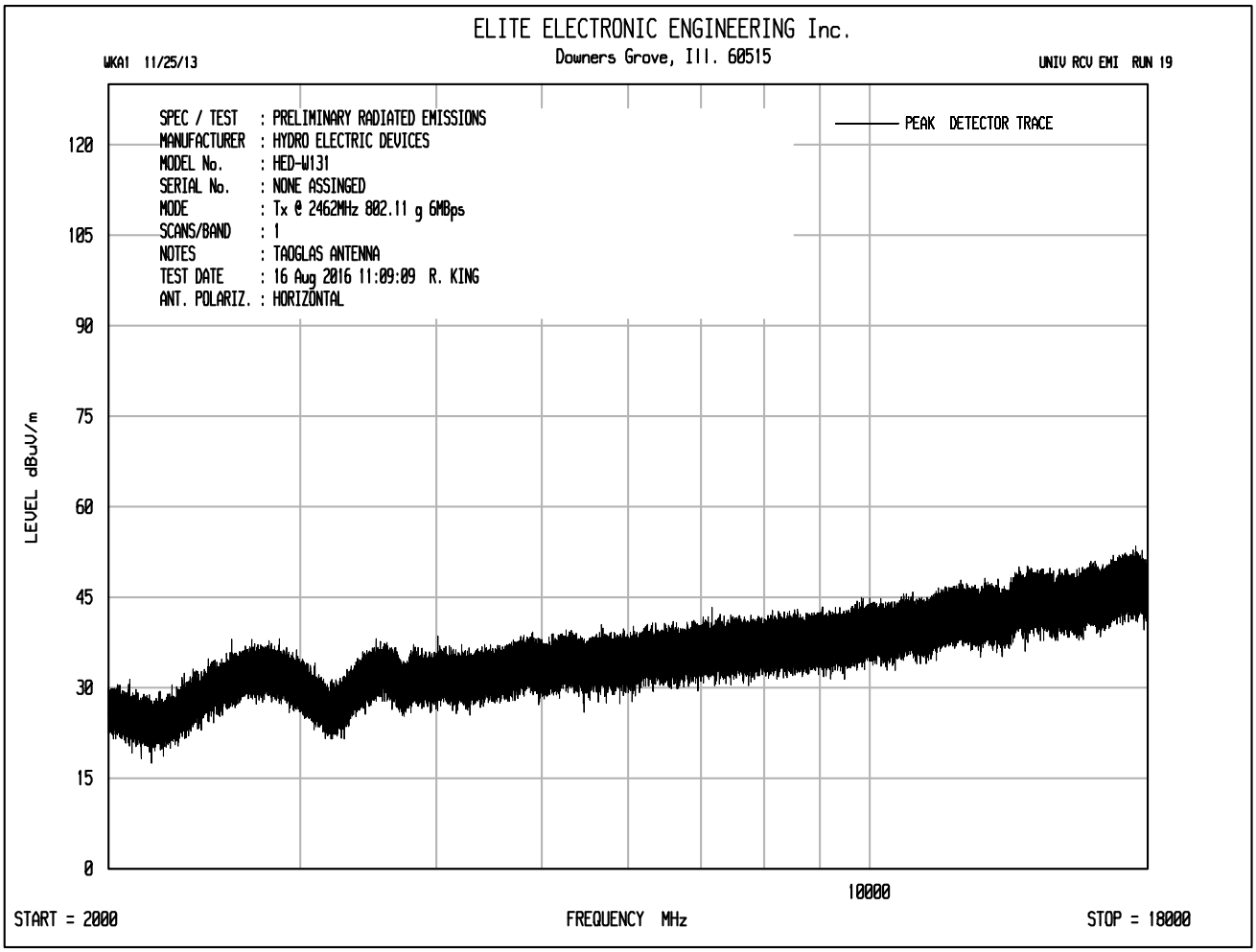
ELITE ELECTRONIC ENGINEERING Inc.
Downers Grove, Ill. 60515
WKA1 11/25/13
UNIV RCV EMI RUN 19
SPEC / TEST : PRELIMINARY RADIATED EMISSIONS
MANUFACTURER : HYDRO ELECTRIC DEVICES
MODEL No. : HED-W131
SERIAL No. : NONE ASSINGED
MODE : Tx @ 2462MHz 802.11 g 6MBps
SCANS/BAND : 1
NOTES : TAOGLAS ANTENNA
TEST DATE : 16 Aug 2016 11:09:09 R. KING
ANT. POLARIZ. : HORIZONTAL
PEAK DETECTOR TRACE
LEVEL dBuV/m
120
105
90
75
60
45
30
15
0
10000
START = 2000
FREQUENCY MHz
STOP = 18000

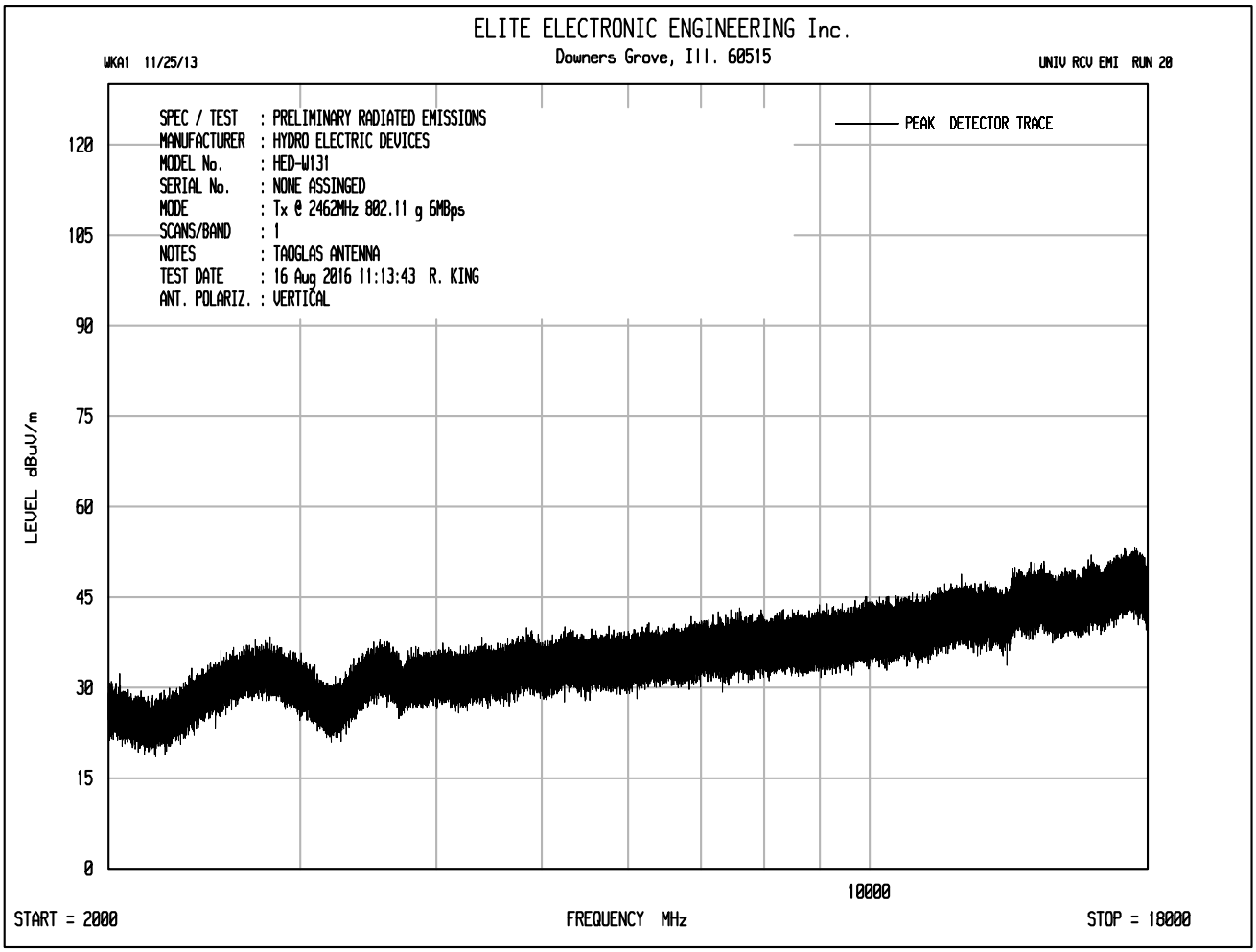
ELITE ELECTRONIC ENGINEERING Inc.
Downers Grove, Ill. 60515
WKA1 11/25/13
UNIV RCV EMI RUN 20
SPEC / TEST : PRELIMINARY RADIATED EMISSIONS
MANUFACTURER : HYDRO ELECTRIC DEVICES
MODEL No. : HED-W131
SERIAL No. : NONE ASSINGED
MODE : Tx @ 2462MHz 802.11 g 6MBps
SCANS/BAND : 1
NOTES : TAOGLAS ANTENNA
TEST DATE : 16 Aug 2016 11:13:43 R. KING
ANT. POLARIZ. : VERTICAL
PEAK DETECTOR TRACE
LEVEL dBuV/m
120
105
90
75
60
45
30
15
0
10000
START = 2000
FREQUENCY MHz
STOP = 18000

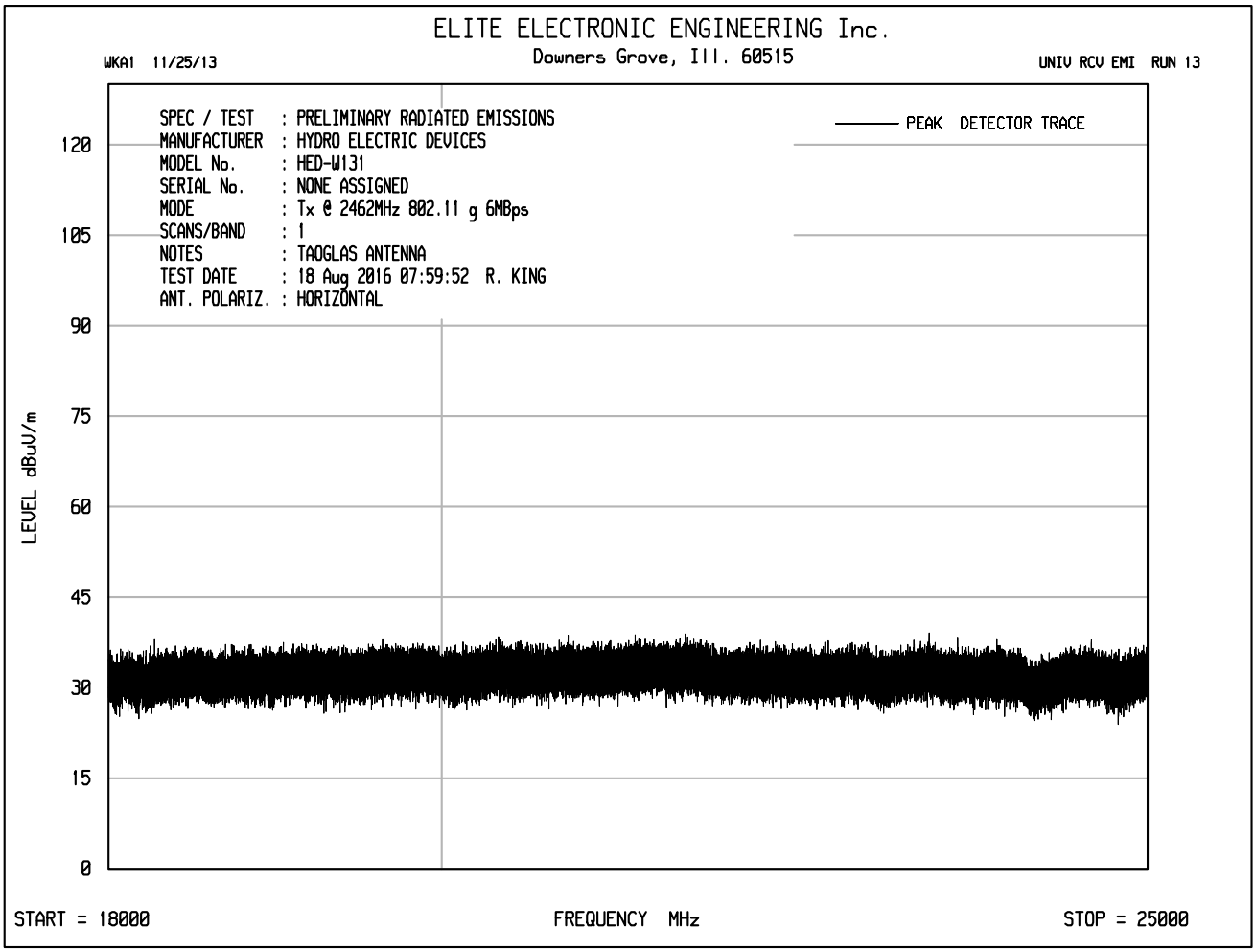
ELITE ELECTRONIC ENGINEERING Inc.
Downers Grove, Ill. 60515
WKA1 11/25/13
UNIV RCV EMI RUN 13
SPEC / TEST : PRELIMINARY RADIATED EMISSIONS
MANUFACTURER : HYDRO ELECTRIC DEVICES
MODEL No. : HED-W131
SERIAL No. : NONE ASSIGNED
MODE : Tx @ 2462MHz 802.11 g 6MBps
SCANS/BAND : 1
NOTES : TAOGLAS ANTENNA
TEST DATE : 18 Aug 2016 07:59:52 R. KING
ANT. POLARIZ. : HORIZONTAL
PEAK DETECTOR TRACE
LEVEL dBuV/m
120
105
90
75
60
45
30
15
0
START = 18000
FREQUENCY MHz
STOP = 25000

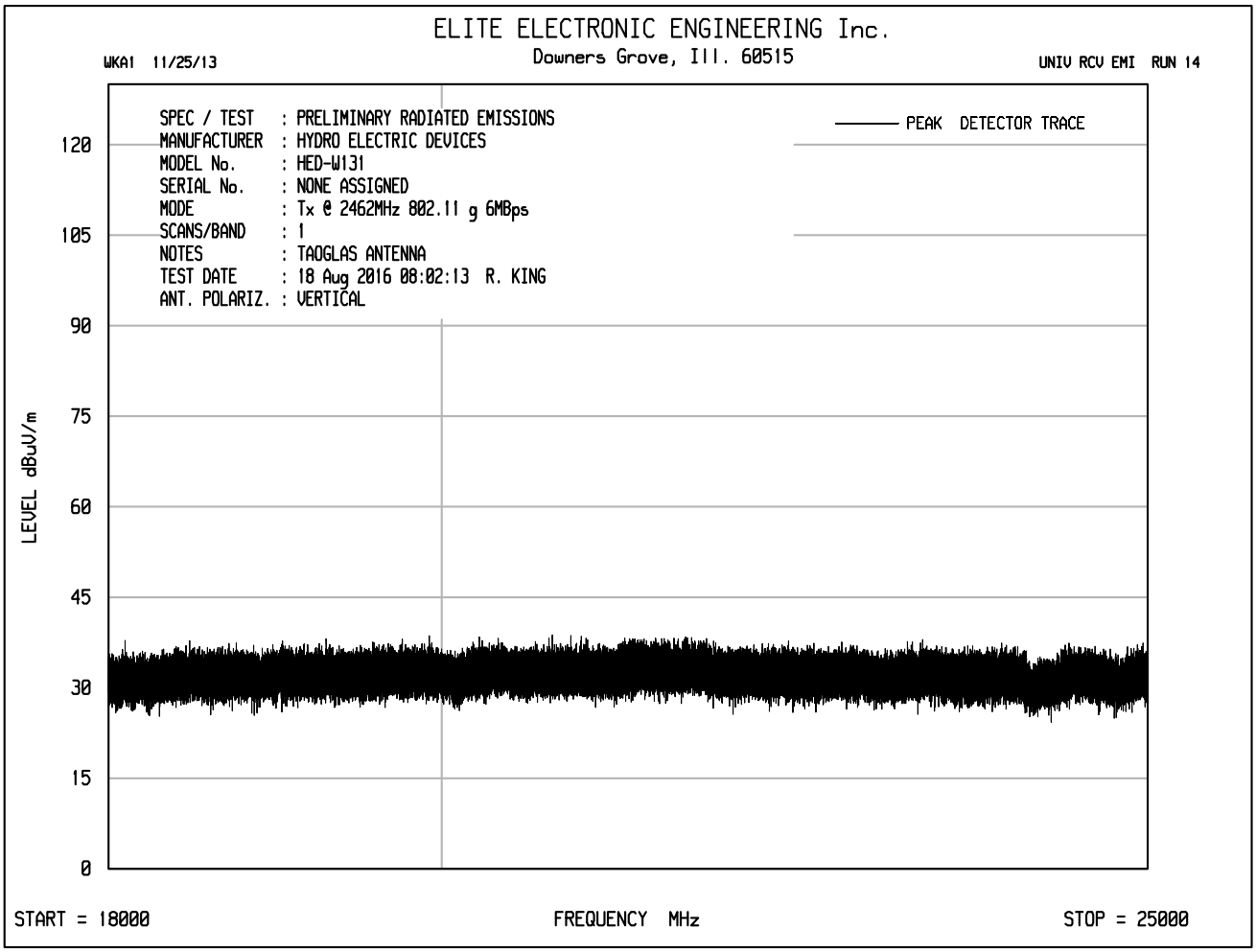
ELITE ELECTRONIC ENGINEERING Inc.
Downers Grove, Ill. 60515
WKA1 11/25/13
UNIV RCV EMI RUN 14
SPEC / TEST : PRELIMINARY RADIATED EMISSIONS
MANUFACTURER : HYDRO ELECTRIC DEVICES
MODEL No. : HED-W131
SERIAL No. : NONE ASSIGNED
MODE : Tx @ 2462MHz 802.11 g 6MBps
SCANS/BAND : 1
NOTES : TAOGLAS ANTENNA
TEST DATE : 18 Aug 2016 08:02:13 R. KING
ANT. POLARIZ. : VERTICAL
PEAK DETECTOR TRACE
LEVEL dBuV/m
120
105
90
75
60
45
30
15
0
START = 18000
FREQUENCY MHz
STOP = 25000

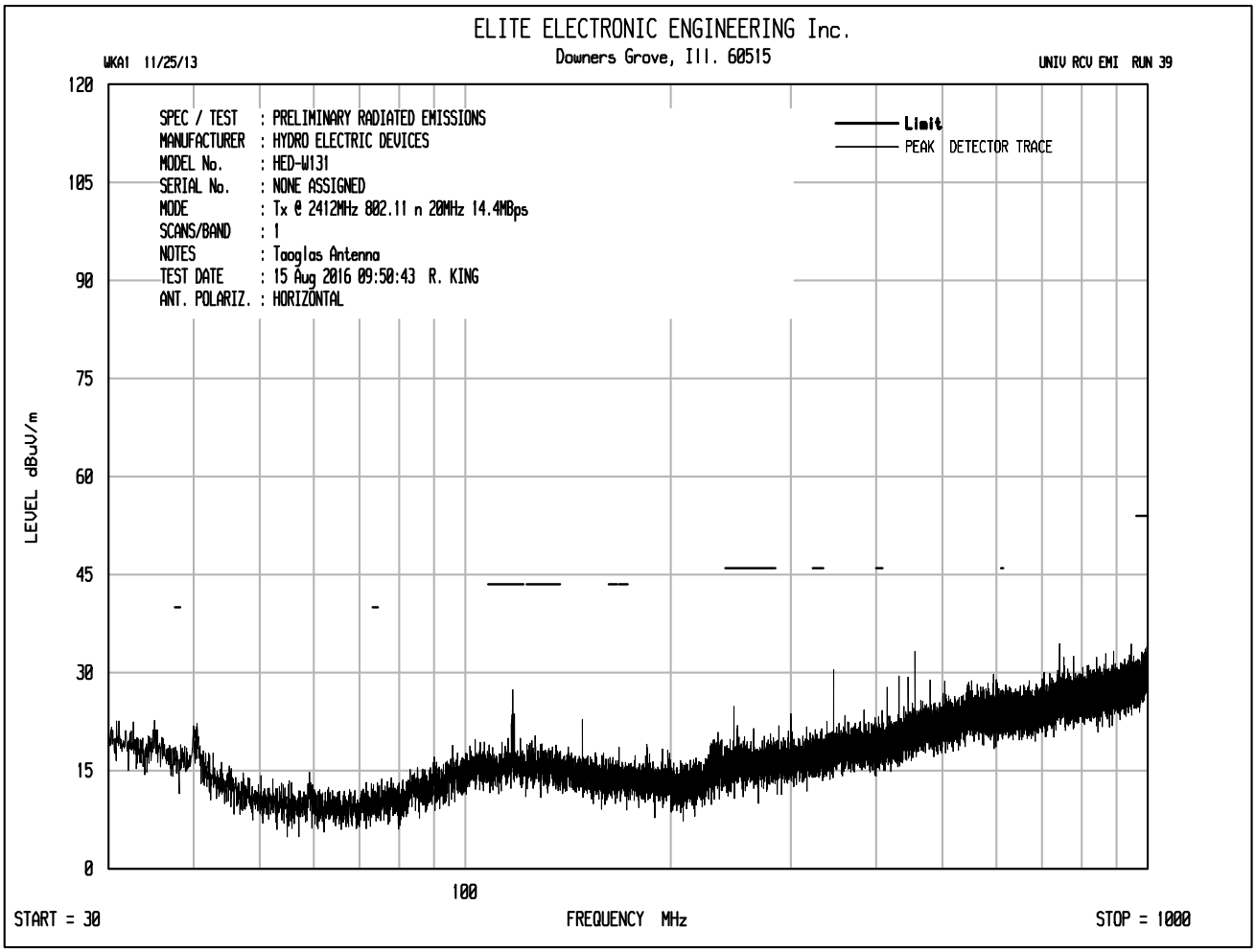
ELITE ELECTRONIC ENGINEERING Inc.
Downers Grove, Ill. 60515
WKA1 11/25/13
UNIV RCV EMI RUN 39
SPEC / TEST : PRELIMINARY RADIATED EMISSIONS
MANUFACTURER : HYDRO ELECTRIC DEVICES
MODEL No. : HED-W131
SERIAL No. : NONE ASSIGNED
MODE : Tx @ 2412MHz 802.11 n 20MHz 14.4MBps
SCANS/BAND : 1
NOTES : Taoglas Antenna
TEST DATE : 15 Aug 2016 09:50:43 R. KING
ANT. POLARIZ. : HORIZONTAL
Limit
PEAK DETECTOR TRACE
LEVEL dBuV/m
120
105
90
75
60
45
30
15
0
100
START = 30
FREQUENCY MHz
STOP = 1000

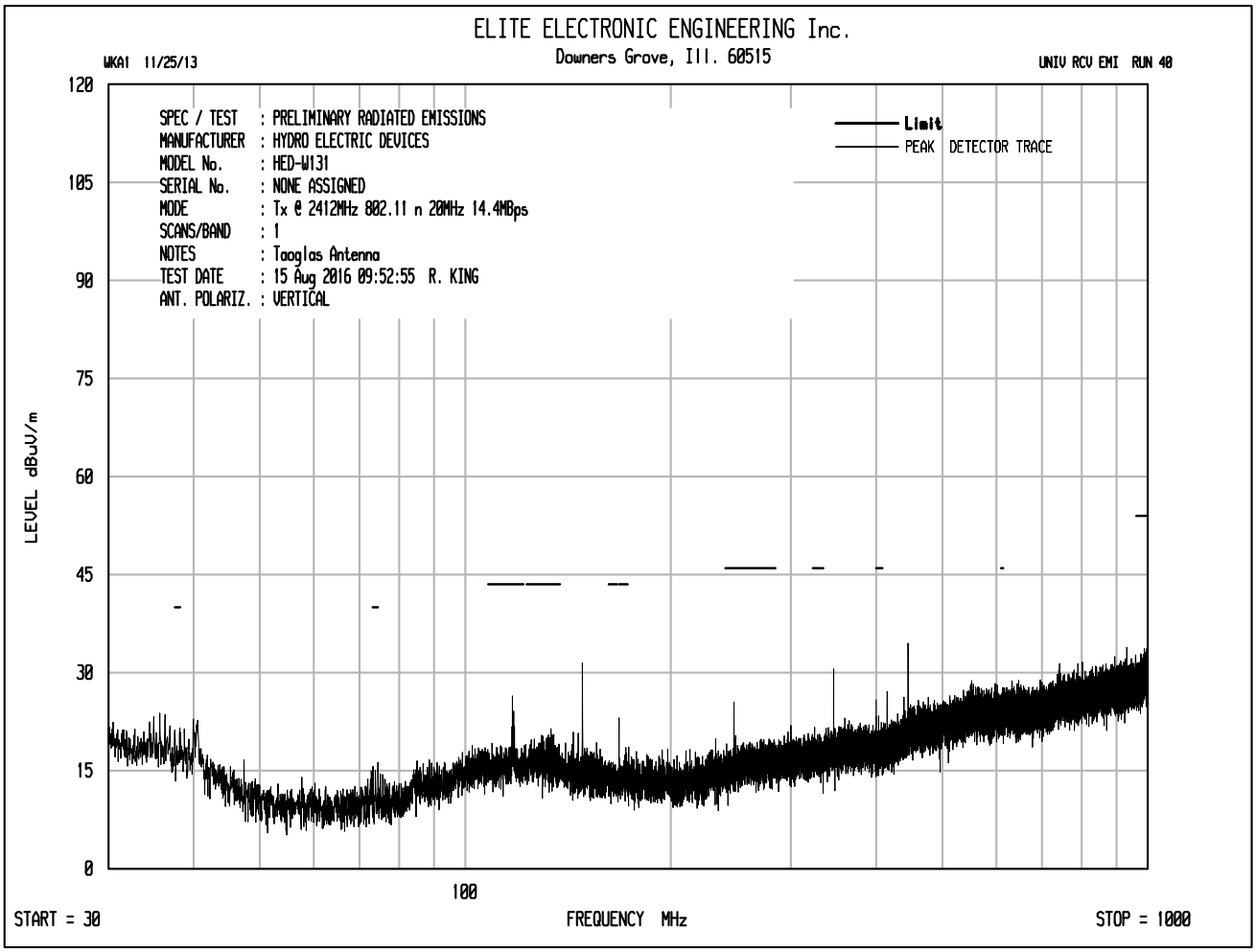
ELITE ELECTRONIC ENGINEERING Inc.
Downers Grove, Ill. 60515
WKA1 11/25/13
UNIV RCV EMI RUN 40
SPEC / TEST : PRELIMINARY RADIATED EMISSIONS
MANUFACTURER : HYDRO ELECTRIC DEVICES
MODEL No. : HED-W131
SERIAL No. : NONE ASSIGNED
MODE : Tx @ 2412MHz 802.11 n 20MHz 14.4MBps
SCANS/BAND : 1
NOTES : Taoglas Antenna
TEST DATE : 15 Aug 2016 09:52:55 R. KING
ANT. POLARIZ. : VERTICAL
Limit
PEAK DETECTOR TRACE
LEVEL dBuV/m
120
105
90
75
60
45
30
15
0
100
START = 30
FREQUENCY MHz
STOP = 1000

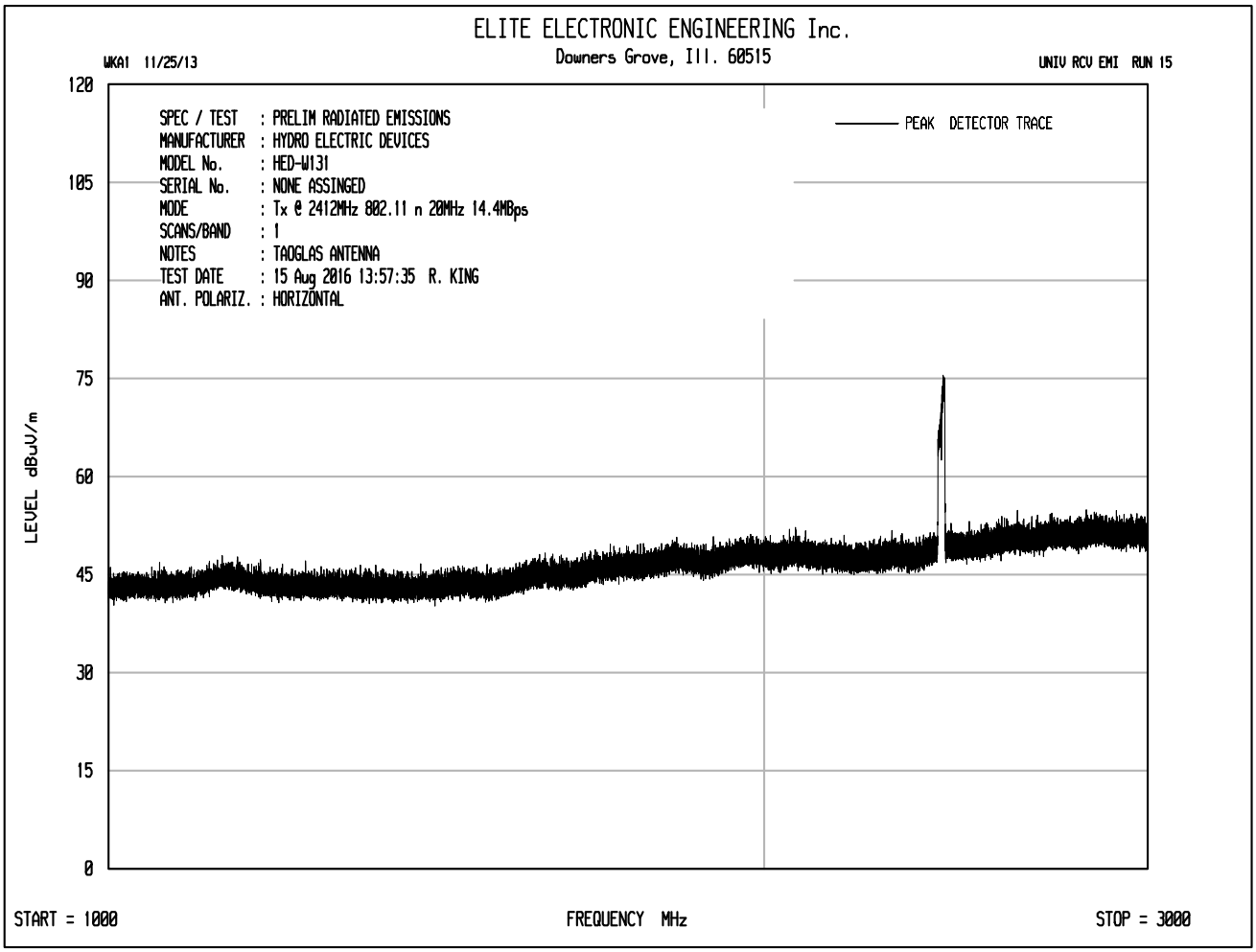
ELITE ELECTRONIC ENGINEERING Inc.
Downers Grove, Ill. 60515
WKA1 11/25/13
UNIV RCV EMI RUN 15
SPEC / TEST : PRELIM RADIATED EMISSIONS
MANUFACTURER : HYDRO ELECTRIC DEVICES
MODEL No. : HED-W131
SERIAL No. : NONE ASSINGED
MODE : Tx @ 2412MHz 802.11 n 20MHz 14.4MBps
SCANS/BAND : 1
NOTES : TAOGLAS ANTENNA
TEST DATE : 15 Aug 2016 13:57:35 R. KING
ANT. POLARIZ. : HORIZONTAL
PEAK DETECTOR TRACE
LEVEL dBuV/m
120
105
90
75
60
45
30
15
0
START = 1000
FREQUENCY MHz
STOP = 3000

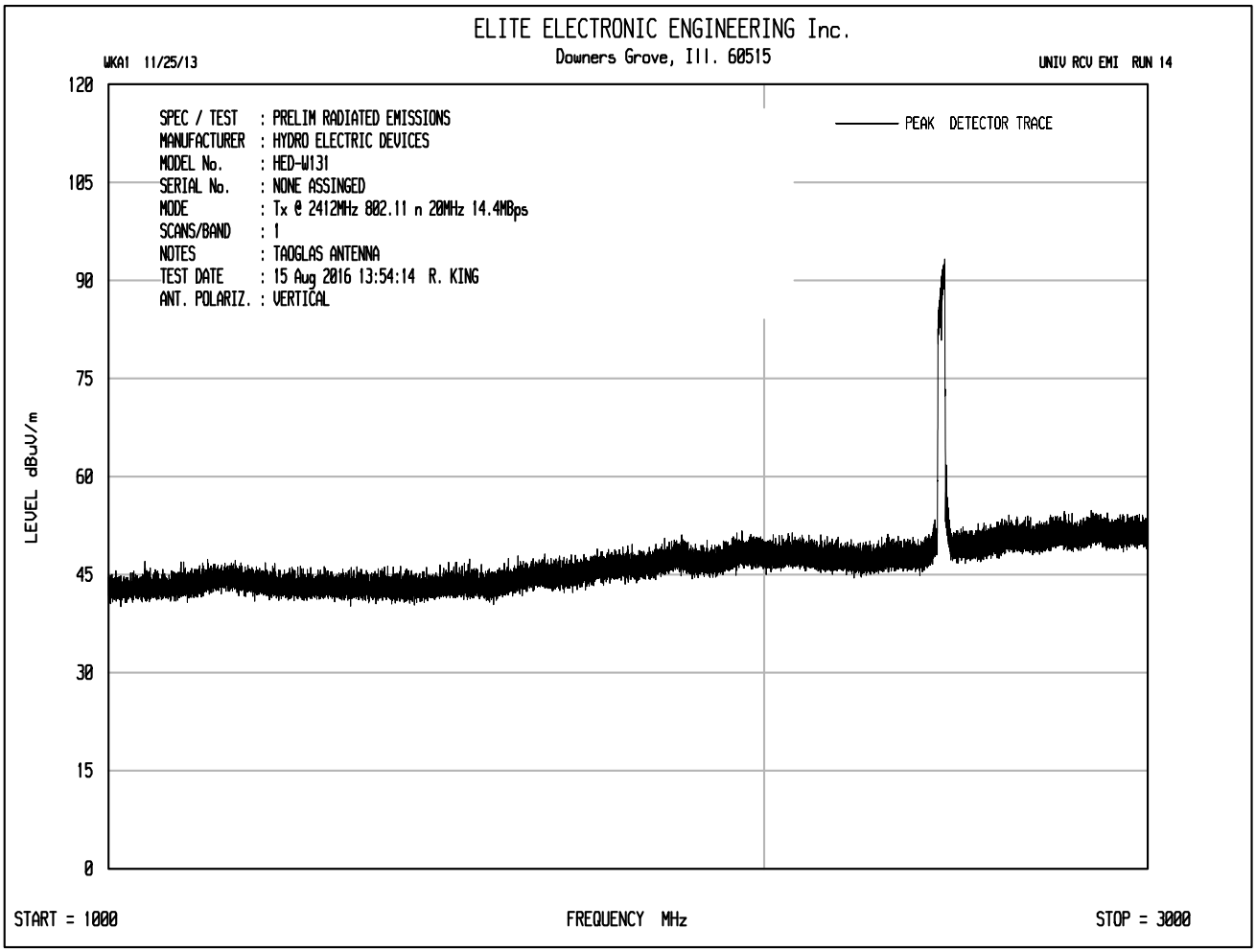
ELITE ELECTRONIC ENGINEERING Inc.
Downers Grove, Ill. 60515
WKA1 11/25/13
UNIV RCV EMI RUN 14
SPEC / TEST : PRELIM RADIATED EMISSIONS
MANUFACTURER : HYDRO ELECTRIC DEVICES
MODEL No. : HED-W131
SERIAL No. : NONE ASSINGED
MODE : Tx @ 2412MHz 802.11 n 20MHz 14.4MBps
SCANS/BAND : 1
NOTES : TAOGLAS ANTENNA
TEST DATE : 15 Aug 2016 13:54:14 R. KING
ANT. POLARIZ. : VERTICAL
PEAK DETECTOR TRACE
LEVEL dBuV/m
120
105
90
75
60
45
30
15
0
START = 1000
FREQUENCY MHz
STOP = 3000

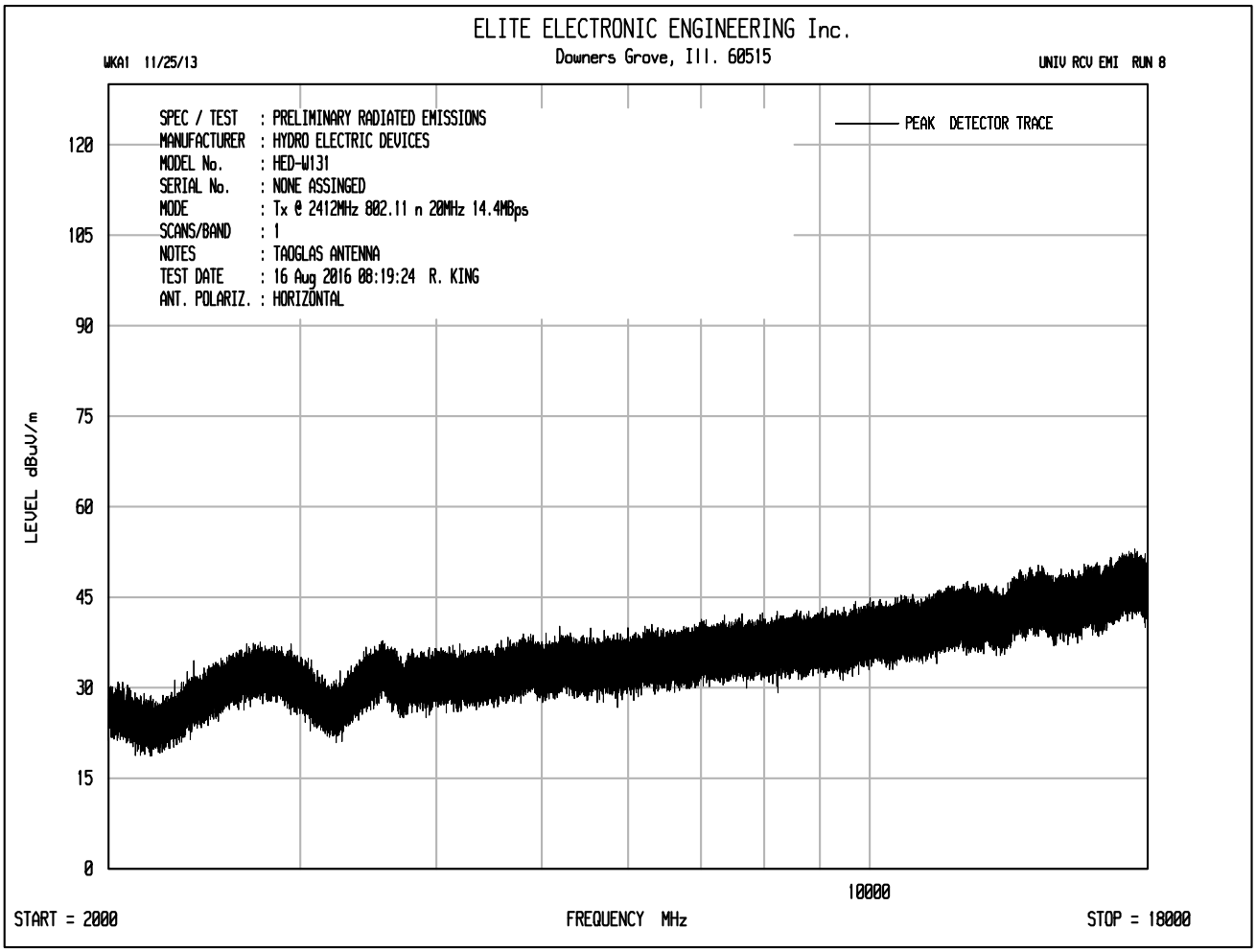
ELITE ELECTRONIC ENGINEERING Inc.
Downers Grove, Ill. 60515
WKA1 11/25/13
UNIV RCV EMI RUN 8
SPEC / TEST : PRELIMINARY RADIATED EMISSIONS
MANUFACTURER : HYDRO ELECTRIC DEVICES
MODEL No. : HED-W131
SERIAL No. : NONE ASSINGED
MODE : Tx @ 2412MHz 802.11 n 20MHz 14.4MBps
SCANS/BAND : 1
NOTES : TAOGLAS ANTENNA
TEST DATE : 16 Aug 2016 08:19:24 R. KING
ANT. POLARIZ. : HORIZONTAL
PEAK DETECTOR TRACE
LEVEL dBuV/m
120
105
90
75
60
45
30
15
0
10000
START = 2000
FREQUENCY MHz
STOP = 18000

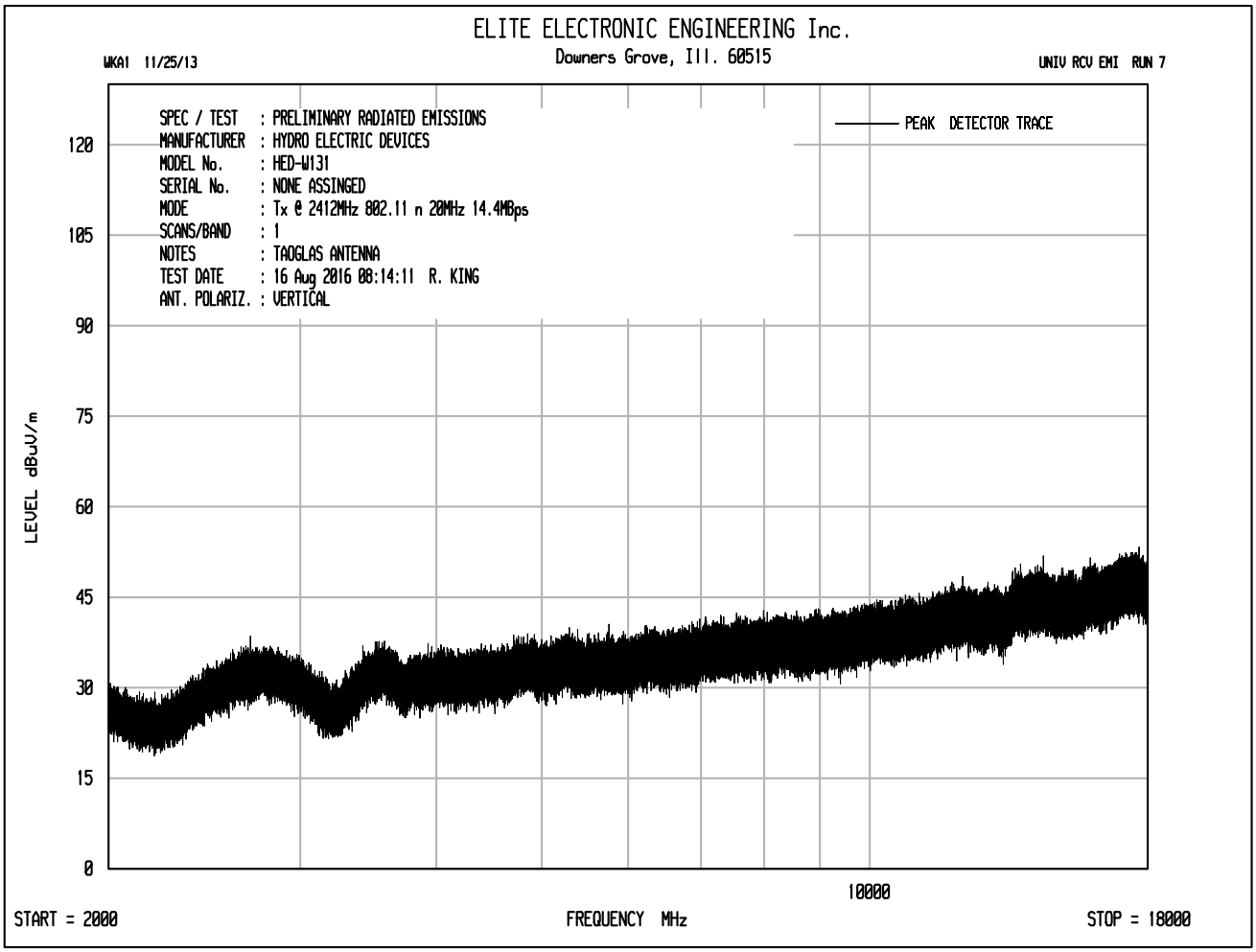
ELITE ELECTRONIC ENGINEERING Inc.
Downers Grove, Ill. 60515
WKA1 11/25/13
UNIV RCV EMI RUN 7
SPEC / TEST : PRELIMINARY RADIATED EMISSIONS
MANUFACTURER : HYDRO ELECTRIC DEVICES
MODEL No. : HED-W131
SERIAL No. : NONE ASSINGED
MODE : Tx @ 2412MHz 802.11 n 20MHz 14.4MBps
SCANS/BAND : 1
NOTES : TAOGLAS ANTENNA
TEST DATE : 16 Aug 2016 08:14:11 R. KING
ANT. POLARIZ. : VERTICAL
PEAK DETECTOR TRACE
LEVEL dBuV/m
120
105
90
75
60
45
30
15
0
10000
START = 2000
FREQUENCY MHz
STOP = 18000

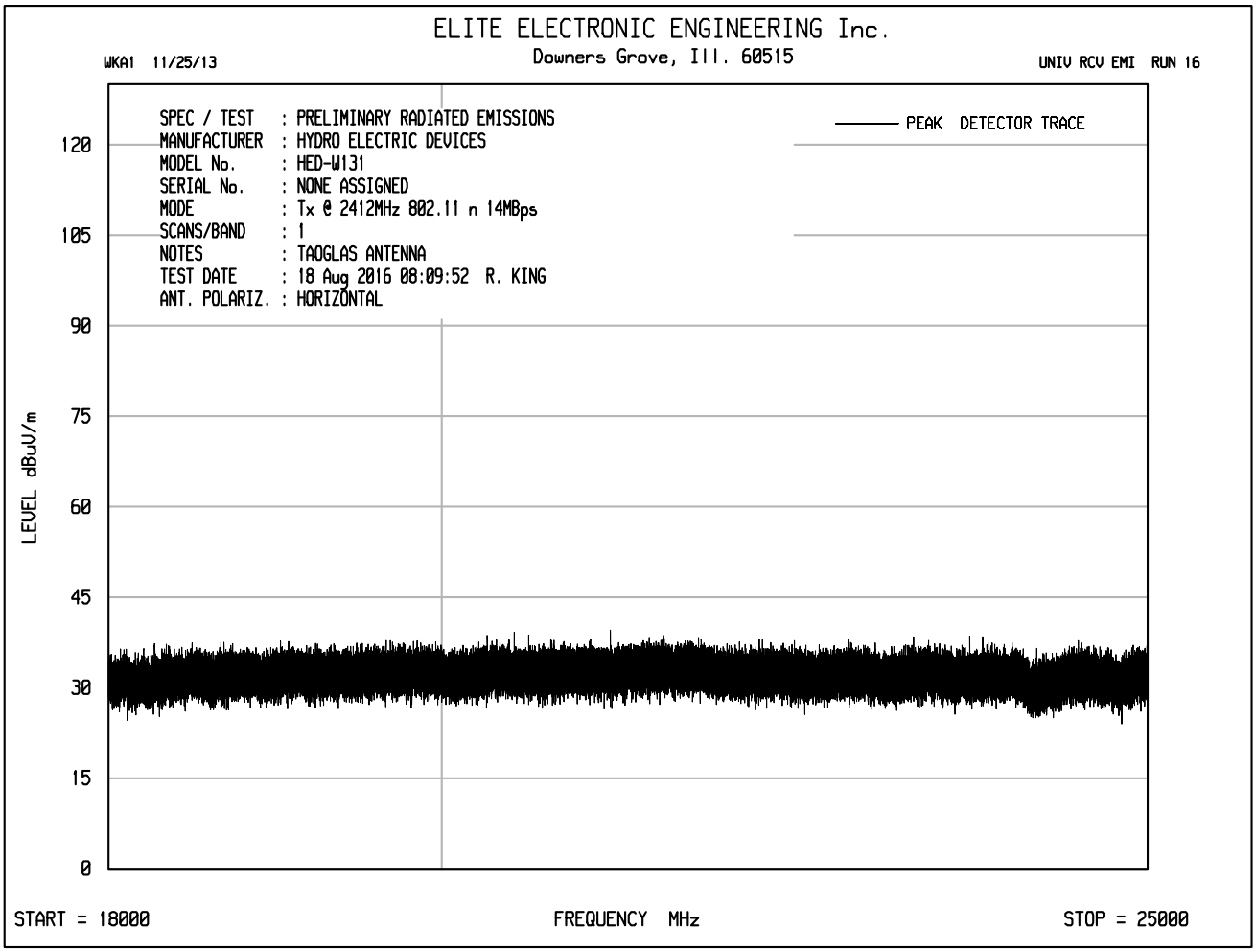
ELITE ELECTRONIC ENGINEERING Inc.
Downers Grove, Ill. 60515
WKA1 11/25/13
UNIV RCV EMI RUN 16
SPEC / TEST : PRELIMINARY RADIATED EMISSIONS
MANUFACTURER : HYDRO ELECTRIC DEVICES
MODEL No. : HED-W131
SERIAL No. : NONE ASSIGNED
MODE : Tx @ 2412MHz 802.11 n 14MBps
SCANS/BAND : 1
NOTES : TAOGLAS ANTENNA
TEST DATE : 18 Aug 2016 08:09:52 R. KING
ANT. POLARIZ. : HORIZONTAL
PEAK DETECTOR TRACE
LEVEL dBuV/m
120
105
90
75
60
45
30
15
0
START = 18000
FREQUENCY MHz
STOP = 25000

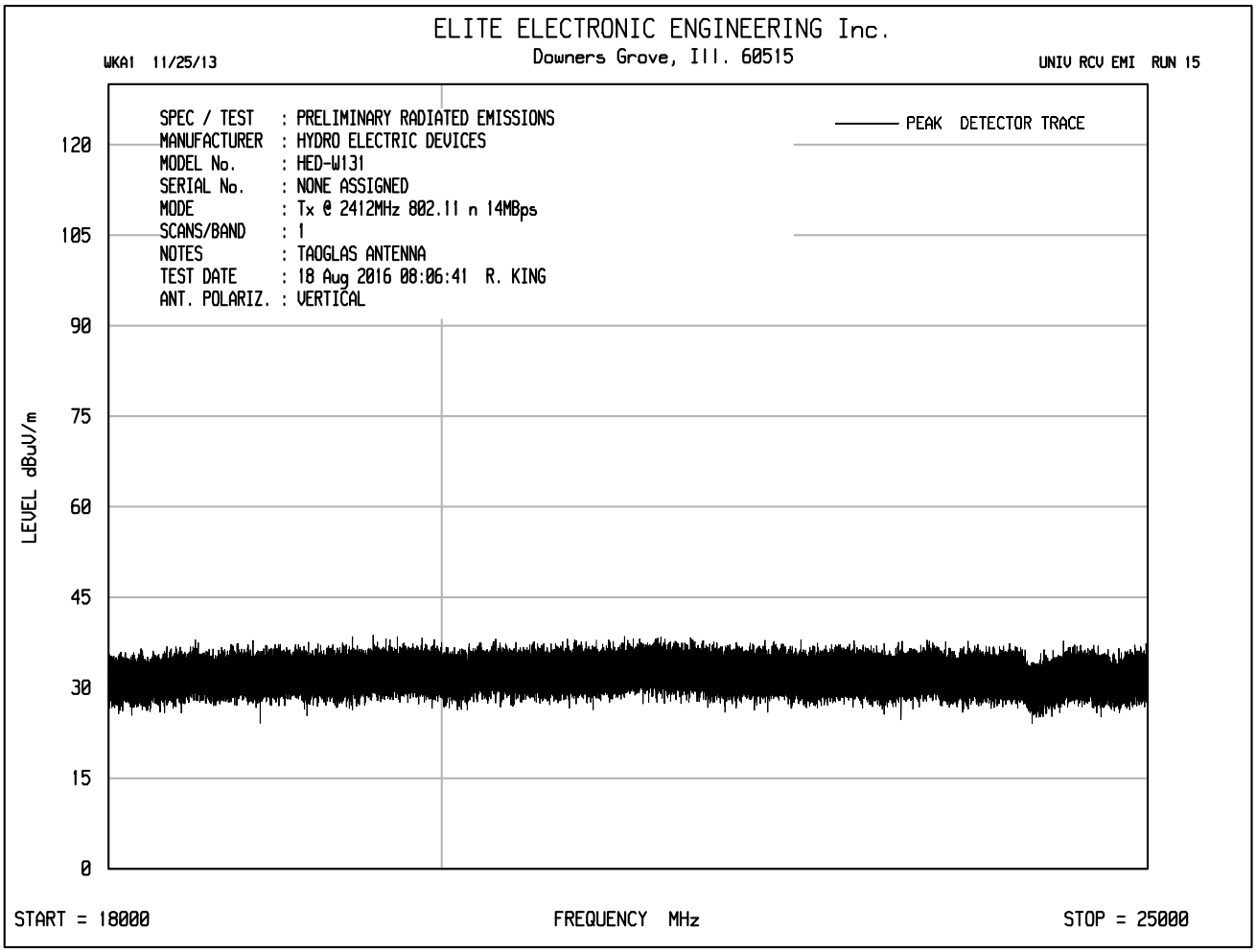
ELITE ELECTRONIC ENGINEERING Inc.
Downers Grove, Ill. 60515
WKA1 11/25/13
UNIV RCV EMI RUN 15
SPEC / TEST : PRELIMINARY RADIATED EMISSIONS
MANUFACTURER : HYDRO ELECTRIC DEVICES
MODEL No. : HED-W131
SERIAL No. : NONE ASSIGNED
MODE : Tx @ 2412MHz 802.11 n 14MBps
SCANS/BAND : 1
NOTES : TAOGLAS ANTENNA
TEST DATE : 18 Aug 2016 08:06:41 R. KING
ANT. POLARIZ. : VERTICAL
PEAK DETECTOR TRACE
LEVEL dBuV/m
120
105
90
75
60
45
30
15
0
START = 18000
FREQUENCY MHz
STOP = 25000

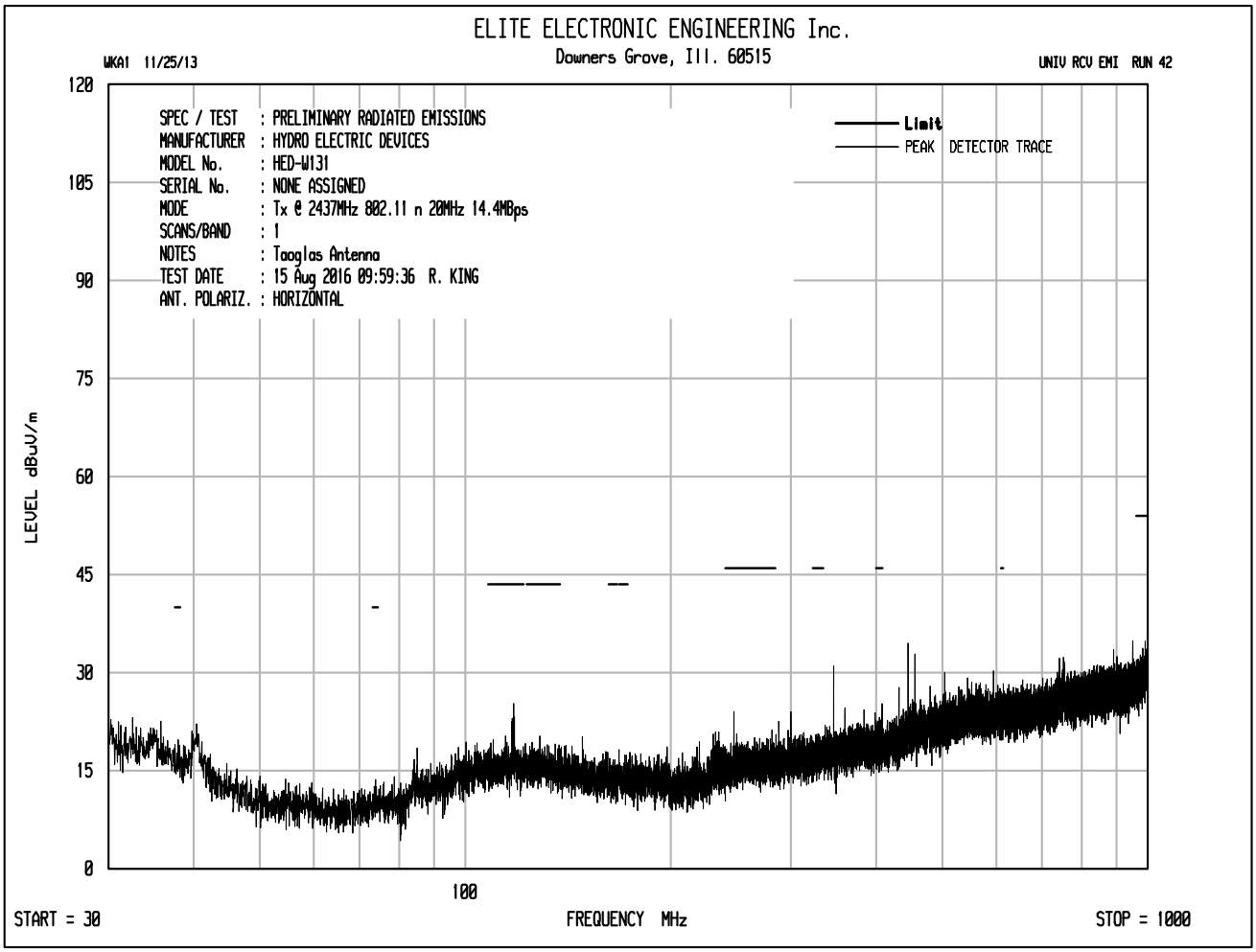
ELITE ELECTRONIC ENGINEERING Inc.
Downers Grove, Ill. 60515
WKA1 11/25/13
UNIV RCV EMI RUN 42
SPEC / TEST : PRELIMINARY RADIATED EMISSIONS
MANUFACTURER : HYDRO ELECTRIC DEVICES
MODEL No. : HED-W131
SERIAL No. : NONE ASSIGNED
MODE : Tx @ 2437MHz 802.11 n 20MHz 14.4MBps
SCANS/BAND : 1
NOTES : Taoglas Antenna
TEST DATE : 15 Aug 2016 09:59:36 R. KING
ANT. POLARIZ. : HORIZONTAL
Limit
PEAK DETECTOR TRACE
LEVEL dBuV/m
120
105
90
75
60
45
30
15
0
100
START = 30
FREQUENCY MHz
STOP = 1000

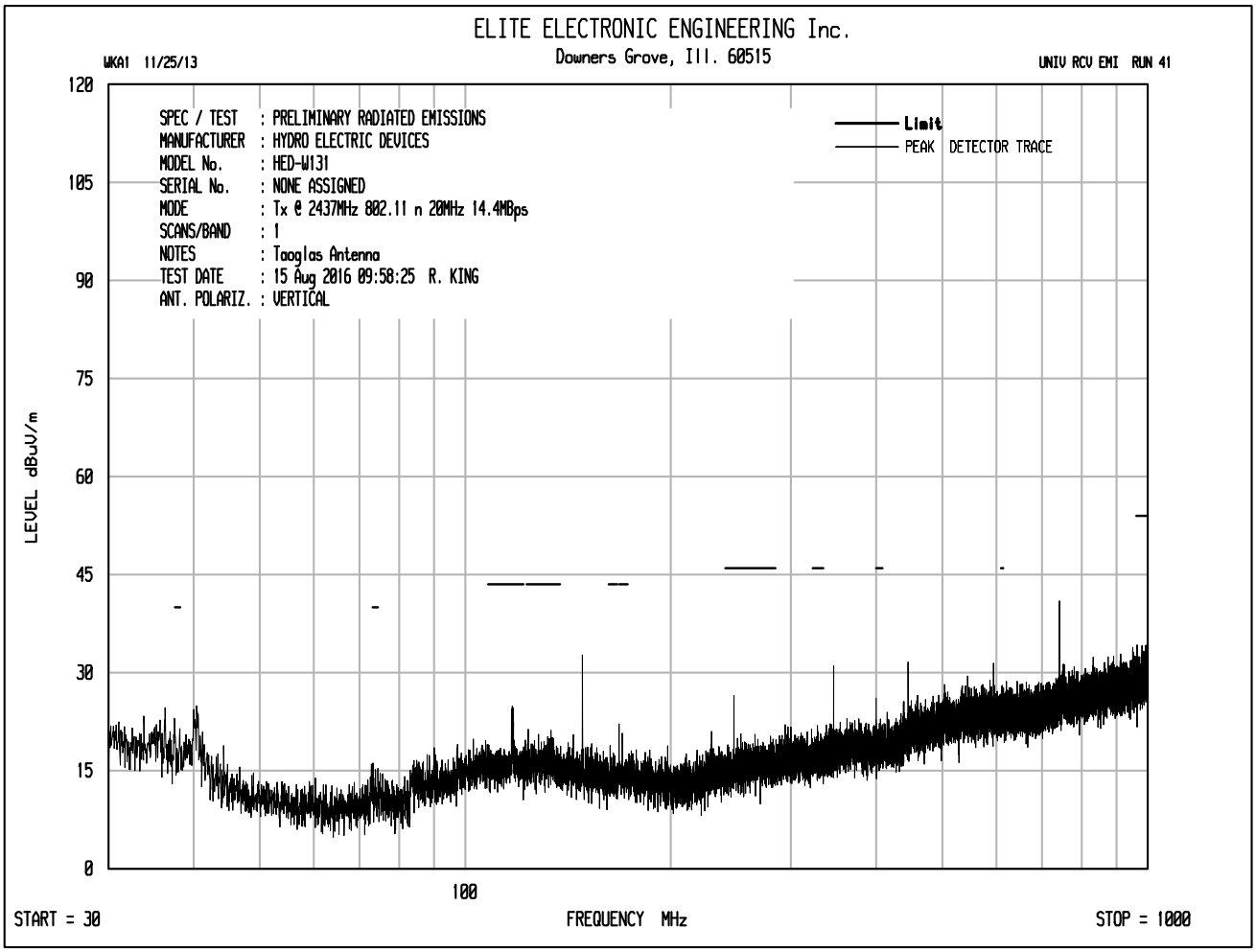
ELITE ELECTRONIC ENGINEERING Inc.
Downers Grove, Ill. 60515
WKA1 11/25/13
UNIV RCV EMI RUN 41
SPEC / TEST : PRELIMINARY RADIATED EMISSIONS
MANUFACTURER : HYDRO ELECTRIC DEVICES
MODEL No. : HED-W131
SERIAL No. : NONE ASSIGNED
MODE : Tx @ 2437MHz 802.11 n 20MHz 14.4MBps
SCANS/BAND : 1
NOTES : Taoglas Antenna
TEST DATE : 15 Aug 2016 09:58:25 R. KING
ANT. POLARIZ. : VERTICAL
Limit
PEAK DETECTOR TRACE
LEVEL dBuV/m
120
105
90
75
60
45
30
15
0
100
START = 30
FREQUENCY MHz
STOP = 1000

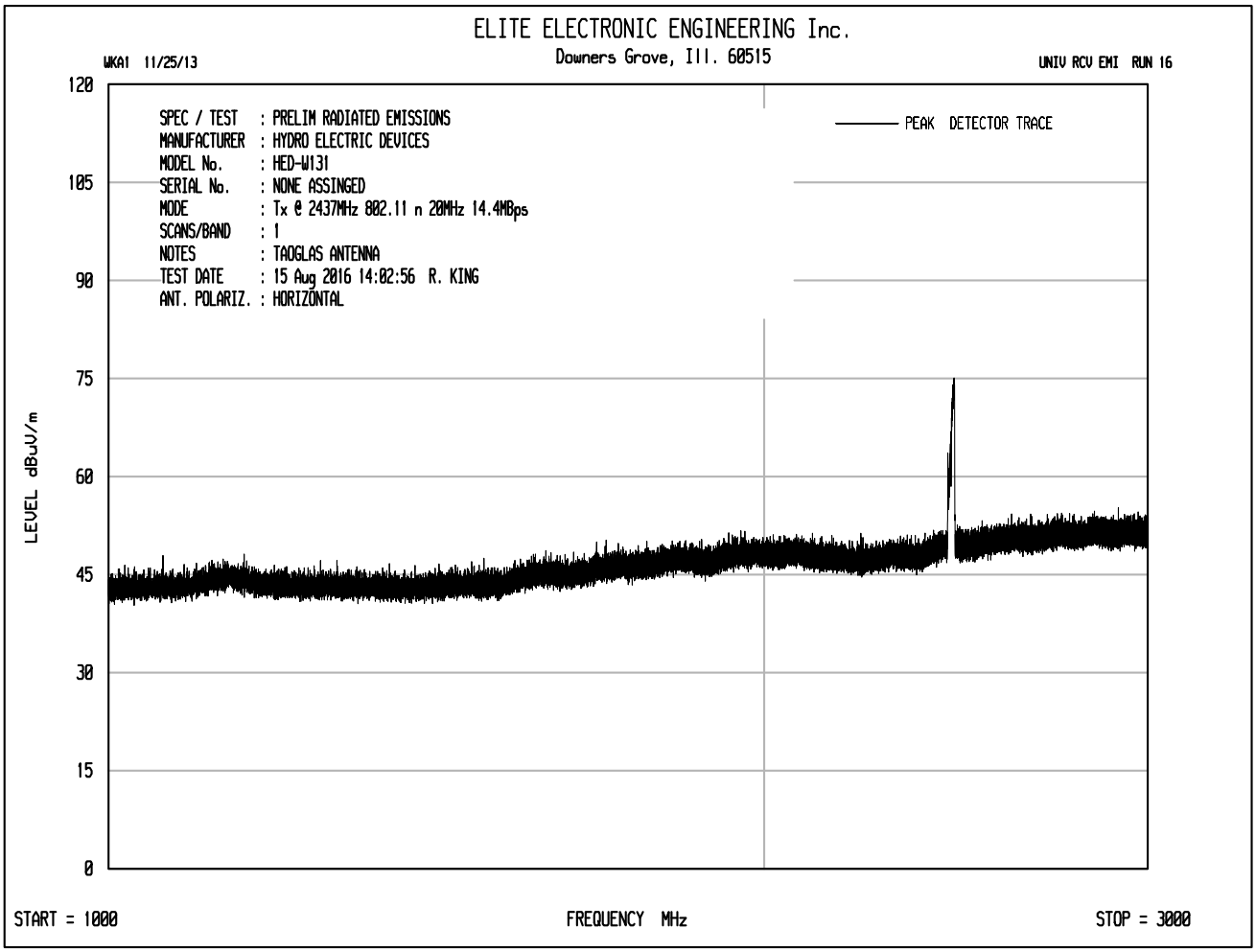
ELITE ELECTRONIC ENGINEERING Inc.
Downers Grove, Ill. 60515
WKA1 11/25/13
UNIV RCV EMI RUN 16
SPEC / TEST : PRELIM RADIATED EMISSIONS
MANUFACTURER : HYDRO ELECTRIC DEVICES
MODEL No. : HED-W131
SERIAL No. : NONE ASSINGED
MODE : Tx @ 2437MHz 802.11 n 20MHz 14.4MBps
SCANS/BAND : 1
NOTES : TAOGLAS ANTENNA
TEST DATE : 15 Aug 2016 14:02:56 R. KING
ANT. POLARIZ. : HORIZONTAL
PEAK DETECTOR TRACE
LEVEL dBuV/m
120
105
90
75
60
45
30
15
0
START = 1000
FREQUENCY MHz
STOP = 3000

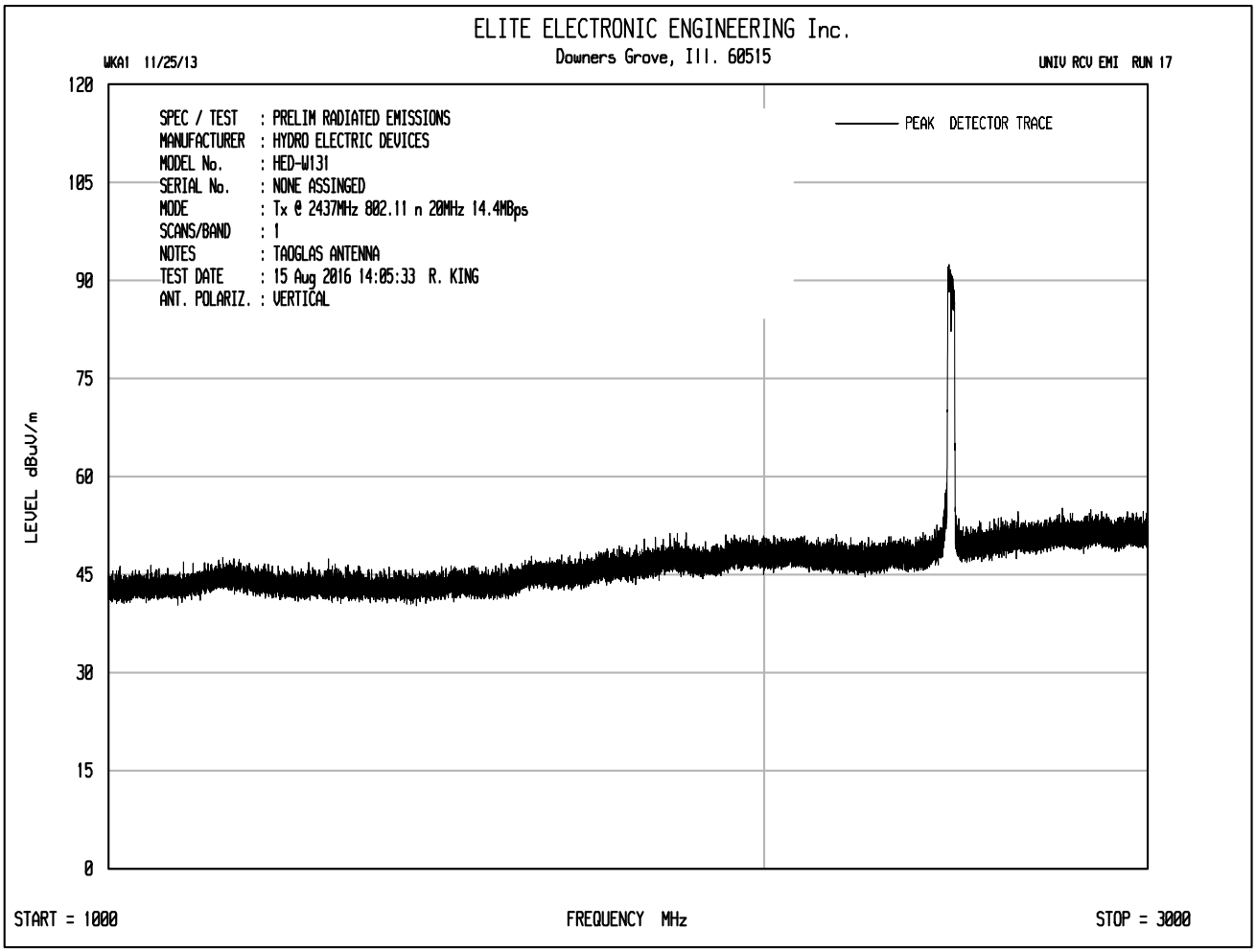
ELITE ELECTRONIC ENGINEERING Inc.
Downers Grove, Ill. 60515
WKA1 11/25/13
UNIV RCV EMI RUN 17
SPEC / TEST : PRELIM RADIATED EMISSIONS
MANUFACTURER : HYDRO ELECTRIC DEVICES
MODEL No. : HED-W131
SERIAL No. : NONE ASSINGED
MODE : Tx @ 2437MHz 802.11 n 20MHz 14.4MBps
SCANS/BAND : 1
NOTES : TAOGLAS ANTENNA
TEST DATE : 15 Aug 2016 14:05:33 R. KING
ANT. POLARIZ. : VERTICAL
PEAK DETECTOR TRACE
LEVEL dBuV/m
120
105
90
75
60
45
30
15
0
START = 1000
FREQUENCY MHz
STOP = 3000

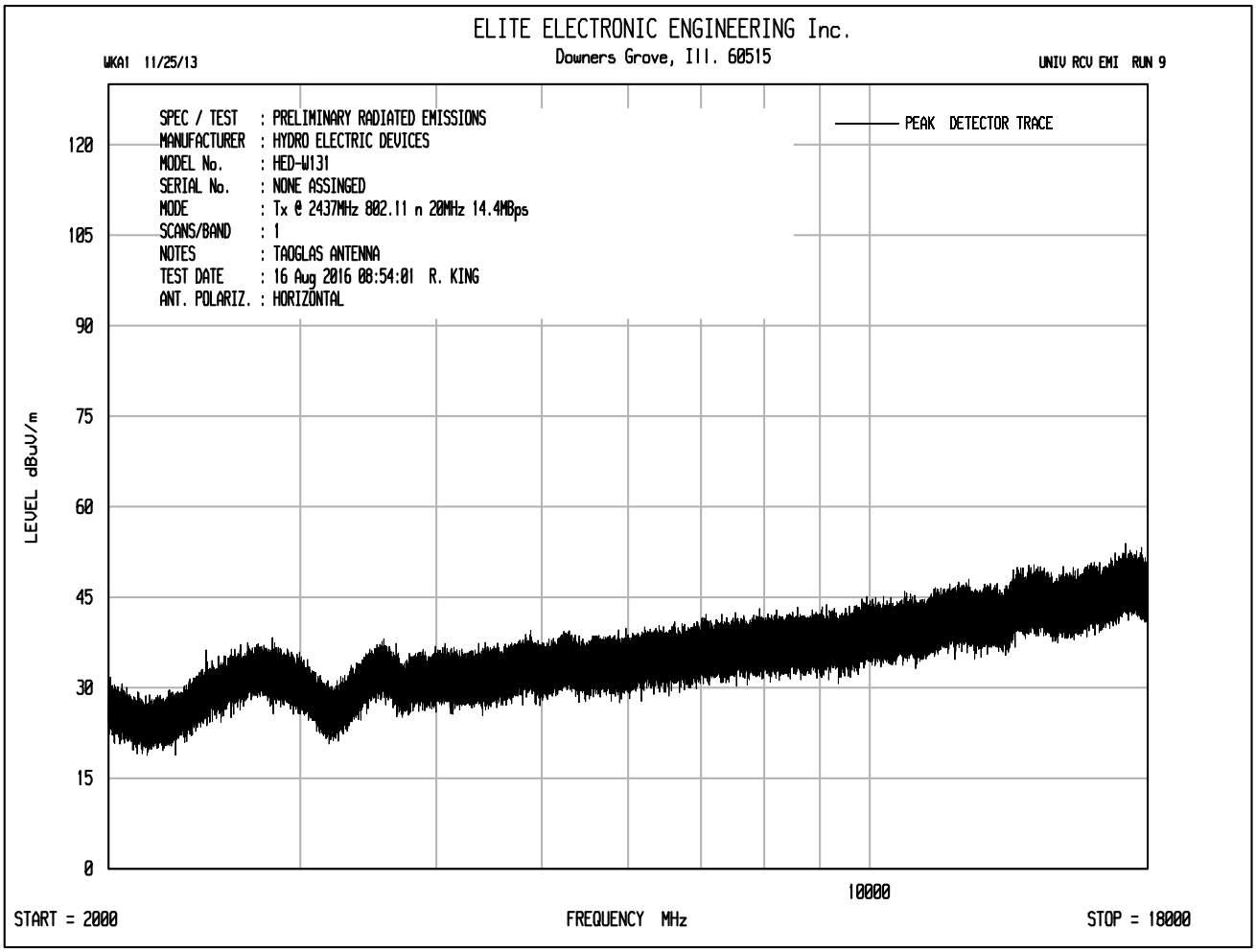
ELITE ELECTRONIC ENGINEERING Inc.
Downers Grove, Ill. 60515
WKA1 11/25/13
UNIV RCV EMI RUN 9
SPEC / TEST : PRELIMINARY RADIATED EMISSIONS
MANUFACTURER : HYDRO ELECTRIC DEVICES
MODEL No. : HED-W131
SERIAL No. : NONE ASSINGED
MODE : Tx @ 2437MHz 802.11 n 20MHz 14.4MBps
SCANS/BAND : 1
NOTES : TAOGLAS ANTENNA
TEST DATE : 16 Aug 2016 08:54:01 R. KING
ANT. POLARIZ. : HORIZONTAL
PEAK DETECTOR TRACE
LEVEL dBuV/m
120
105
90
75
60
45
30
15
0
10000
START = 2000
FREQUENCY MHz
STOP = 18000

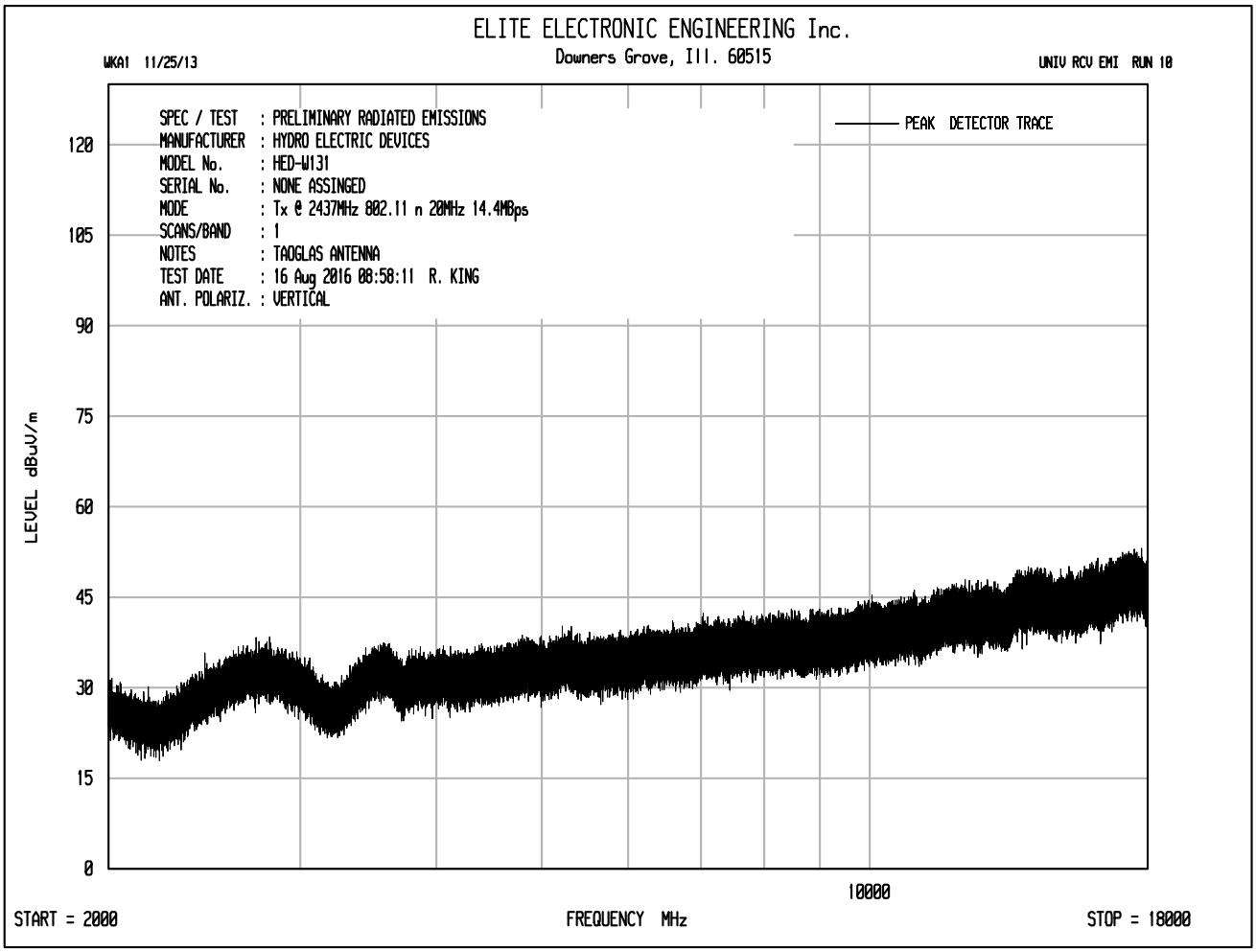
ELITE ELECTRONIC ENGINEERING Inc.
Downers Grove, Ill. 60515
WKA1 11/25/13
UNIV RCV EMI RUN 10
SPEC / TEST : PRELIMINARY RADIATED EMISSIONS
MANUFACTURER : HYDRO ELECTRIC DEVICES
MODEL No. : HED-W131
SERIAL No. : NONE ASSINGED
MODE : Tx @ 2437MHz 802.11 n 20MHz 14.4MBps
SCANS/BAND : 1
NOTES : TAOGLAS ANTENNA
TEST DATE : 16 Aug 2016 08:58:11 R. KING
ANT. POLARIZ. : VERTICAL
PEAK DETECTOR TRACE
LEVEL dBuV/m
120
105
90
75
60
45
30
15
0
10000
START = 2000
FREQUENCY MHz
STOP = 18000

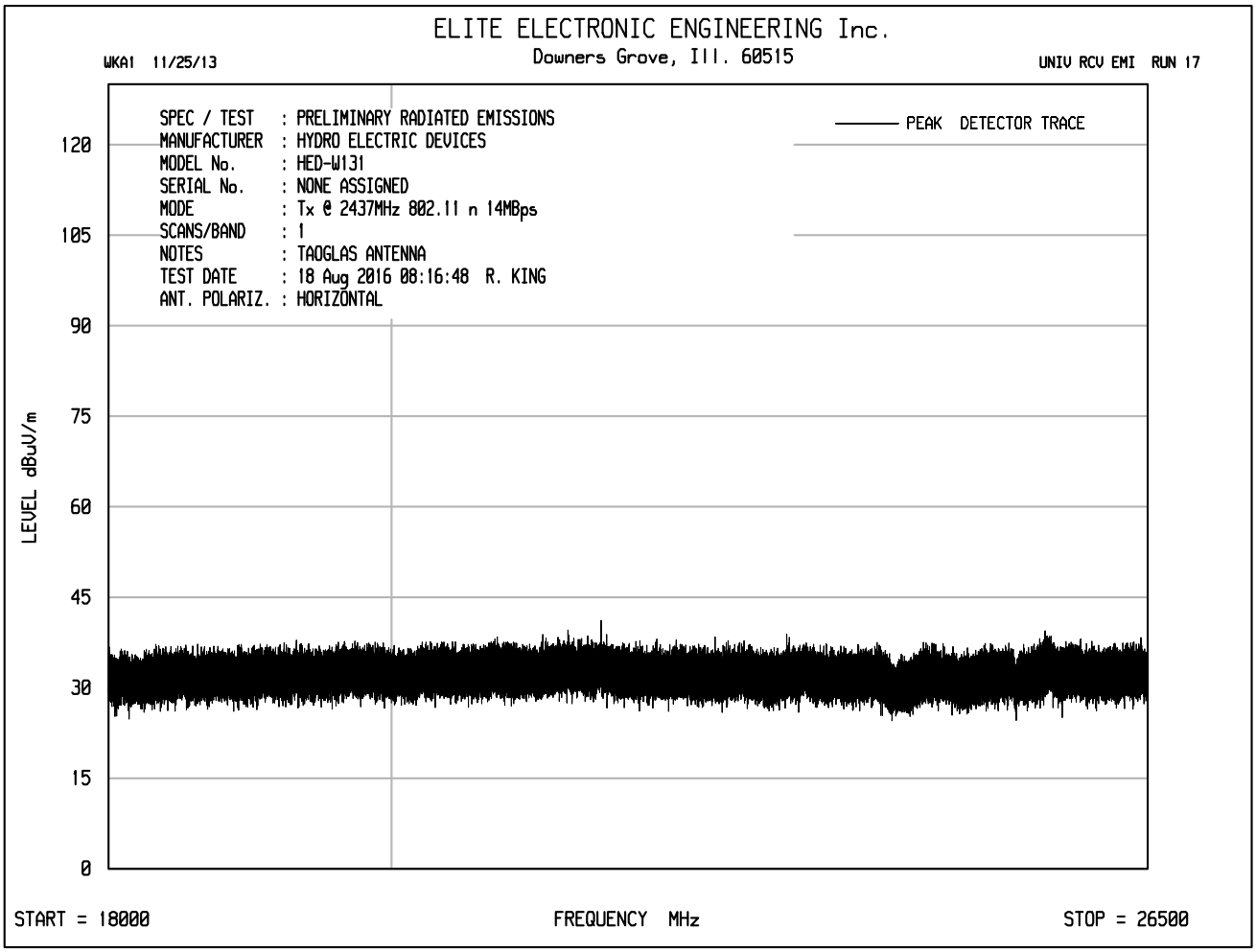
ELITE ELECTRONIC ENGINEERING Inc.
Downers Grove, Ill. 60515
WKA1 11/25/13
UNIV RCV EMI RUN 17
SPEC / TEST : PRELIMINARY RADIATED EMISSIONS
MANUFACTURER : HYDRO ELECTRIC DEVICES
MODEL No. : HED-W131
SERIAL No. : NONE ASSIGNED
MODE : Tx @ 2437MHz 802.11 n 14MBps
SCANS/BAND : 1
NOTES : TAOGLAS ANTENNA
TEST DATE : 18 Aug 2016 08:16:48 R. KING
ANT. POLARIZ. : HORIZONTAL
PEAK DETECTOR TRACE
LEVEL dBuV/m
120
105
90
75
60
45
30
15
0
START = 18000
FREQUENCY MHz
STOP = 26500

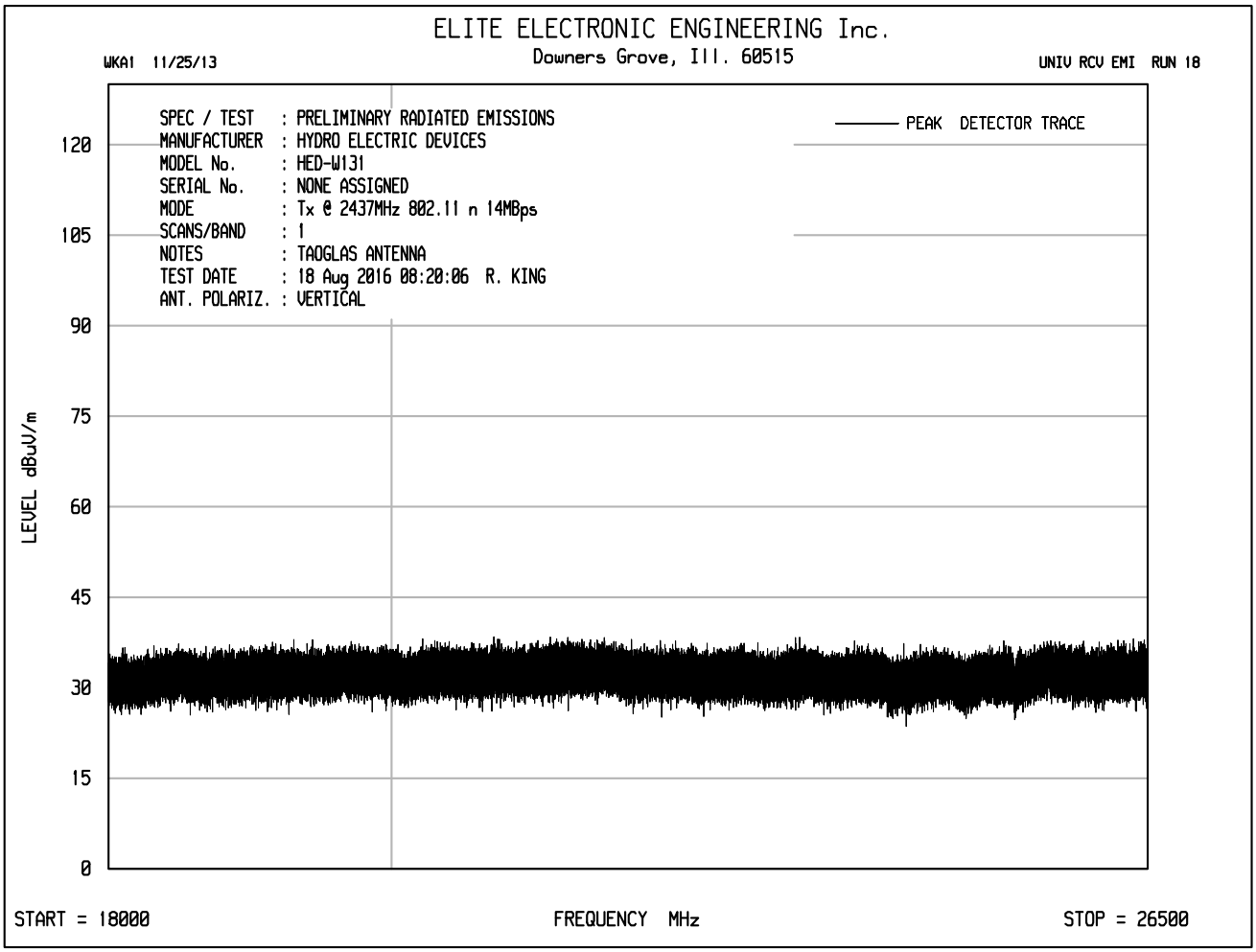
ELITE ELECTRONIC ENGINEERING Inc.
Downers Grove, Ill. 60515
WKA1 11/25/13
UNIV RCV EMI RUN 18
SPEC / TEST : PRELIMINARY RADIATED EMISSIONS
MANUFACTURER : HYDRO ELECTRIC DEVICES
MODEL No. : HED-W131
SERIAL No. : NONE ASSIGNED
MODE : Tx @ 2437MHz 802.11 n 14MBps
SCANS/BAND : 1
NOTES : TAOGLAS ANTENNA
TEST DATE : 18 Aug 2016 08:20:06 R. KING
ANT. POLARIZ. : VERTICAL
PEAK DETECTOR TRACE
LEVEL dBuV/m
120
105
90
75
60
45
30
15
0
START = 18000
FREQUENCY MHz
STOP = 26500

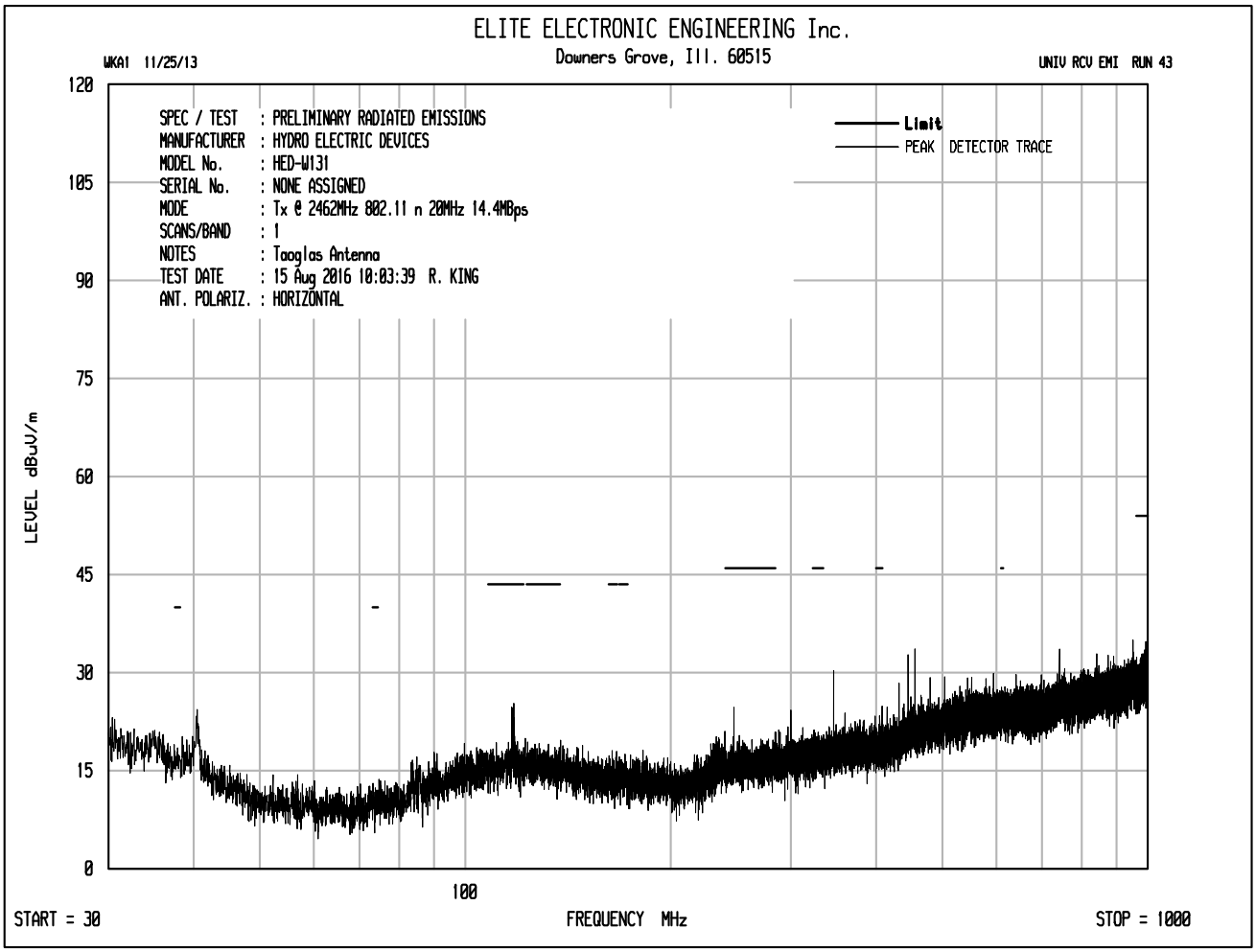
ELITE ELECTRONIC ENGINEERING Inc.
Downers Grove, Ill. 60515
WKA1 11/25/13
UNIV RCV EMI RUN 43
SPEC / TEST : PRELIMINARY RADIATED EMISSIONS
MANUFACTURER : HYDRO ELECTRIC DEVICES
MODEL No. : HED-W131
SERIAL No. : NONE ASSIGNED
MODE : Tx @ 2462MHz 802.11 n 20MHz 14.4MBps
SCANS/BAND : 1
NOTES : Taoglas Antenna
TEST DATE : 15 Aug 2016 10:03:39 R. KING
ANT. POLARIZ. : HORIZONTAL
Limit
PEAK DETECTOR TRACE
LEVEL dBuV/m
120
105
90
75
60
45
30
15
0
100
START = 30
FREQUENCY MHz
STOP = 1000

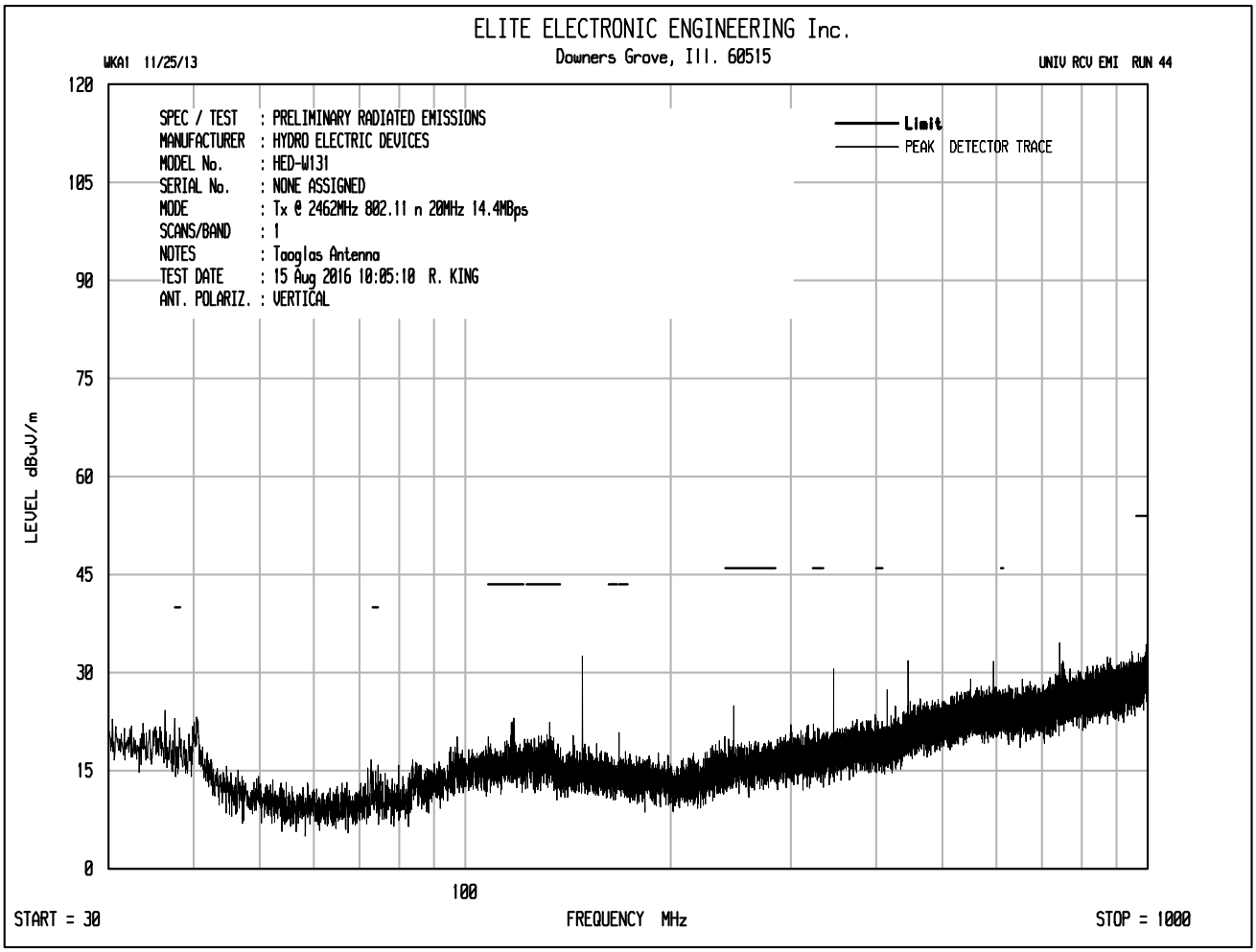
ELITE ELECTRONIC ENGINEERING Inc.
Downers Grove, Ill. 60515
WKA1 11/25/13
UNIV RCV EMI RUN 44
SPEC / TEST : PRELIMINARY RADIATED EMISSIONS
MANUFACTURER : HYDRO ELECTRIC DEVICES
MODEL No. : HED-W131
SERIAL No. : NONE ASSIGNED
MODE : Tx @ 2462MHz 802.11 n 20MHz 14.4MBps
SCANS/BAND : 1
NOTES : Taoglas Antenna
TEST DATE : 15 Aug 2016 10:05:10 R. KING
ANT. POLARIZ. : VERTICAL
Limit
PEAK DETECTOR TRACE
LEVEL dBuV/m
120
105
90
75
60
45
30
15
0
100
START = 30
FREQUENCY MHz
STOP = 1000

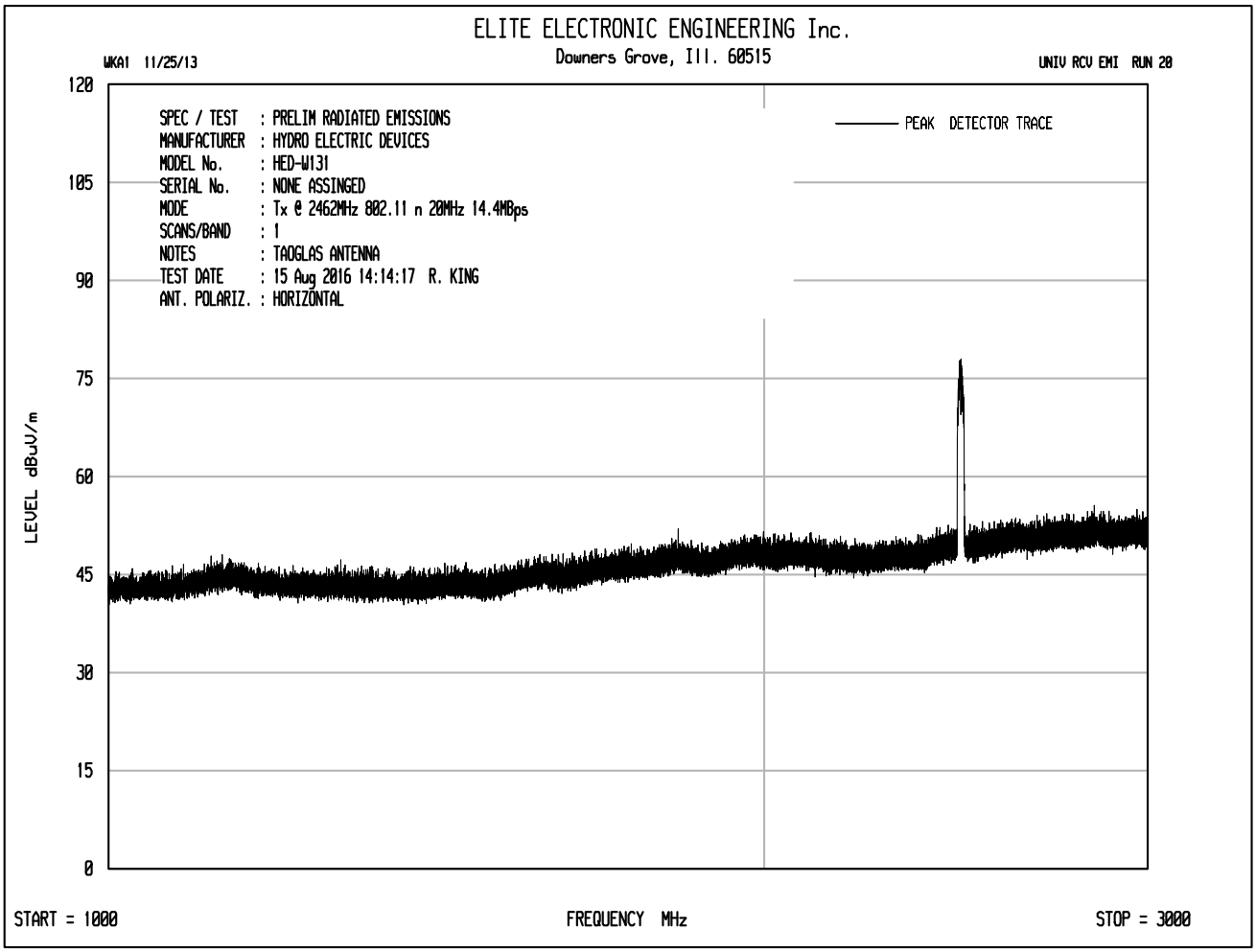
ELITE ELECTRONIC ENGINEERING Inc.
Downers Grove, Ill. 60515
WKA1 11/25/13
UNIV RCV EMI RUN 20
SPEC / TEST : PRELIM RADIATED EMISSIONS
MANUFACTURER : HYDRO ELECTRIC DEVICES
MODEL No. : HED-W131
SERIAL No. : NONE ASSINGED
MODE : Tx @ 2462MHz 802.11 n 20MHz 14.4MBps
SCANS/BAND : 1
NOTES : TAOGLAS ANTENNA
TEST DATE : 15 Aug 2016 14:14:17 R. KING
ANT. POLARIZ. : HORIZONTAL
PEAK DETECTOR TRACE
LEVEL dBuV/m
120
105
90
75
60
45
30
15
0
START = 1000
FREQUENCY MHz
STOP = 3000

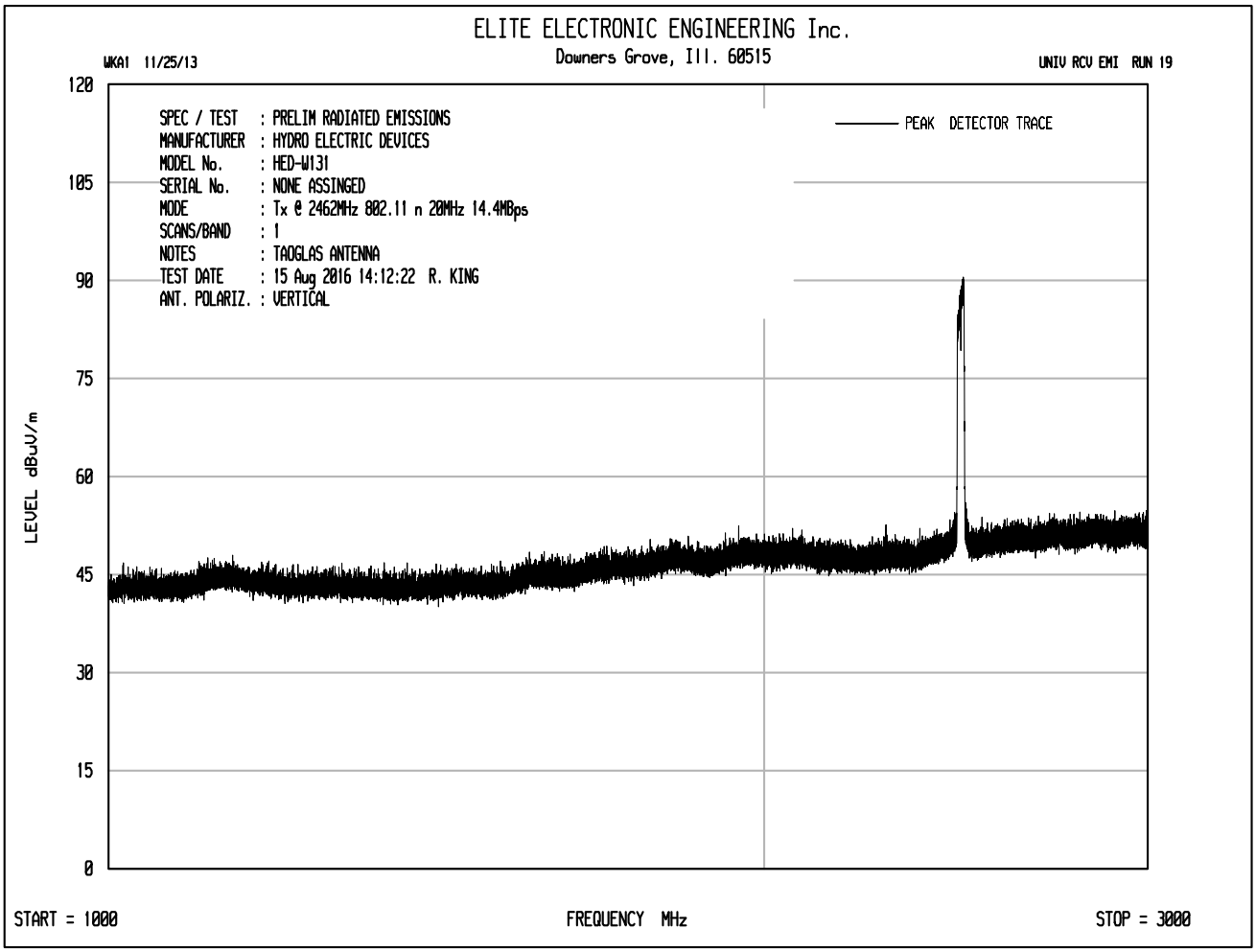
ELITE ELECTRONIC ENGINEERING Inc.
Downers Grove, Ill. 60515
WKA1 11/25/13
UNIV RCV EMI RUN 19
SPEC / TEST : PRELIM RADIATED EMISSIONS
MANUFACTURER : HYDRO ELECTRIC DEVICES
MODEL No. : HED-W131
SERIAL No. : NONE ASSINGED
MODE : Tx @ 2462MHz 802.11 n 20MHz 14.4MBps
SCANS/BAND : 1
NOTES : TAOGLAS ANTENNA
TEST DATE : 15 Aug 2016 14:12:22 R. KING
ANT. POLARIZ. : VERTICAL
PEAK DETECTOR TRACE
LEVEL dBuV/m
120
105
90
75
60
45
30
15
0
START = 1000
FREQUENCY MHz
STOP = 3000

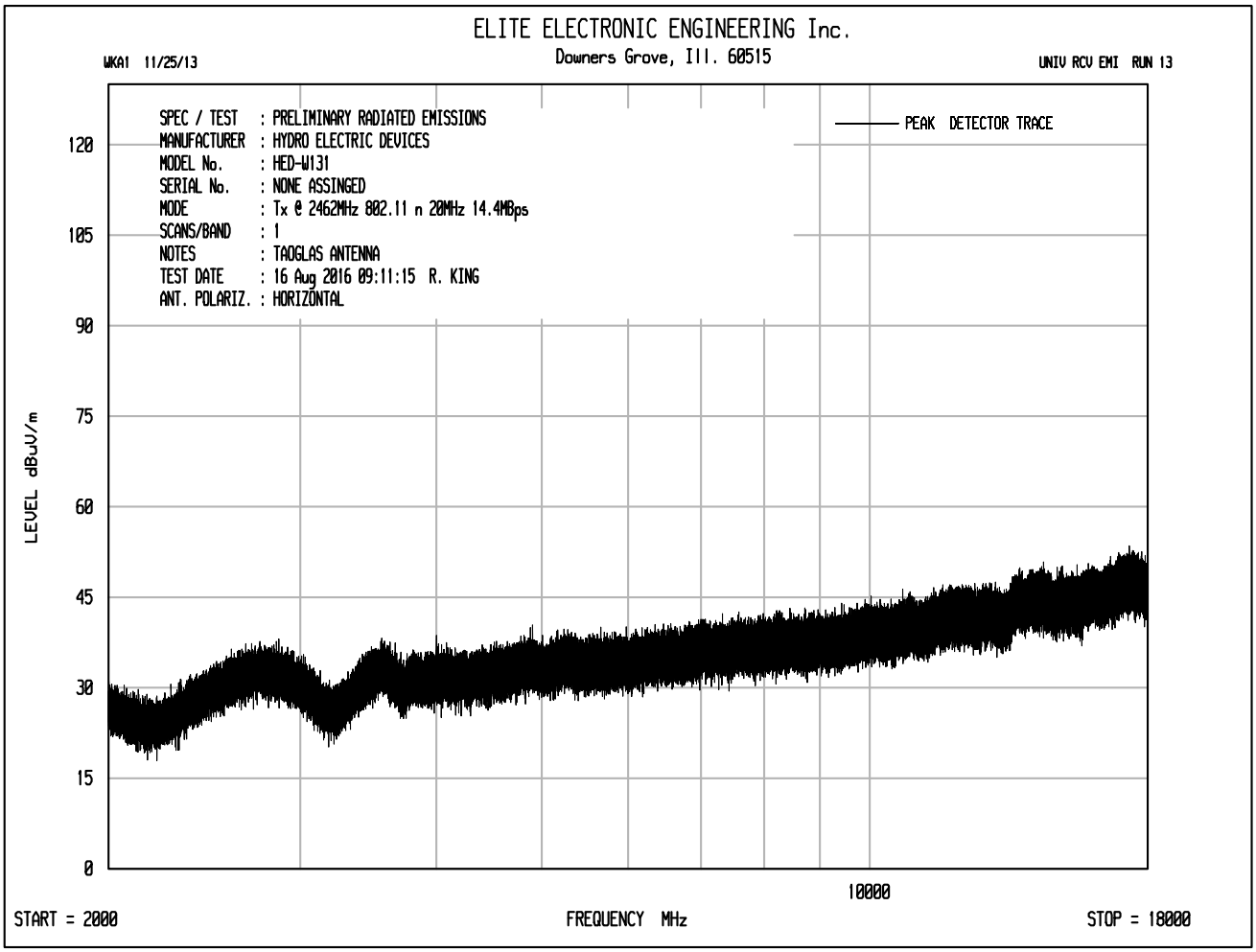
ELITE ELECTRONIC ENGINEERING Inc.
Downers Grove, Ill. 60515
WKA1 11/25/13
UNIV RCV EMI RUN 13
SPEC / TEST : PRELIMINARY RADIATED EMISSIONS
MANUFACTURER : HYDRO ELECTRIC DEVICES
MODEL No. : HED-W131
SERIAL No. : NONE ASSINGED
MODE : Tx @ 2462MHz 802.11 n 20MHz 14.4MBps
SCANS/BAND : 1
NOTES : TAOGLAS ANTENNA
TEST DATE : 16 Aug 2016 09:11:15 R. KING
ANT. POLARIZ. : HORIZONTAL
PEAK DETECTOR TRACE
LEVEL dBuV/m
120
105
90
75
60
45
30
15
0
10000
START = 2000
FREQUENCY MHz
STOP = 18000

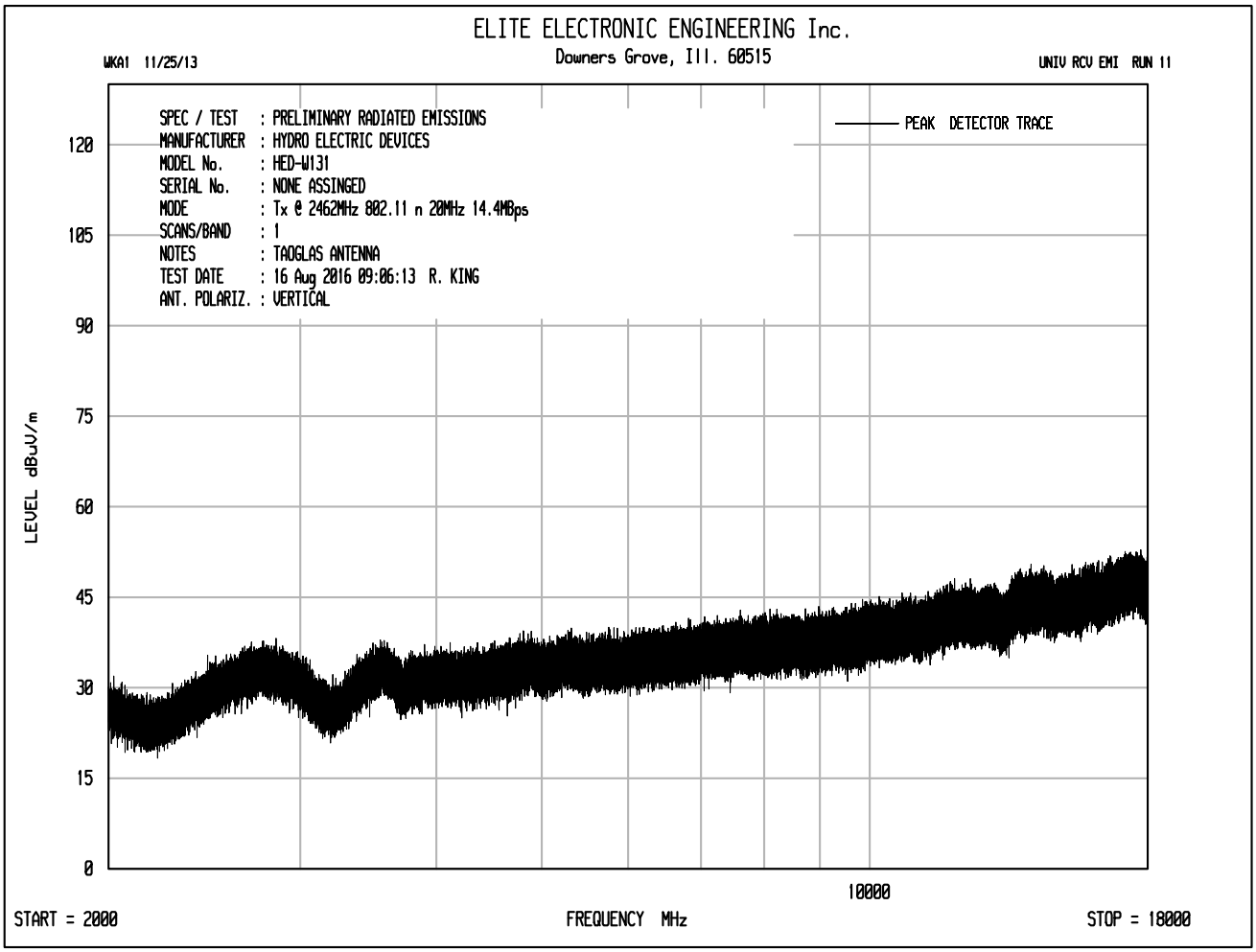
ELITE ELECTRONIC ENGINEERING Inc.
Downers Grove, Ill. 60515
WKA1 11/25/13
UNIV RCV EMI RUN 11
SPEC / TEST : PRELIMINARY RADIATED EMISSIONS
MANUFACTURER : HYDRO ELECTRIC DEVICES
MODEL No. : HED-W131
SERIAL No. : NONE ASSINGED
MODE : Tx @ 2462MHz 802.11 n 20MHz 14.4MBps
SCANS/BAND : 1
NOTES : TAOGLAS ANTENNA
TEST DATE : 16 Aug 2016 09:06:13 R. KING
ANT. POLARIZ. : VERTICAL
PEAK DETECTOR TRACE
LEVEL dBuV/m
120
105
90
75
60
45
30
15
0
10000
START = 2000
FREQUENCY MHz
STOP = 18000

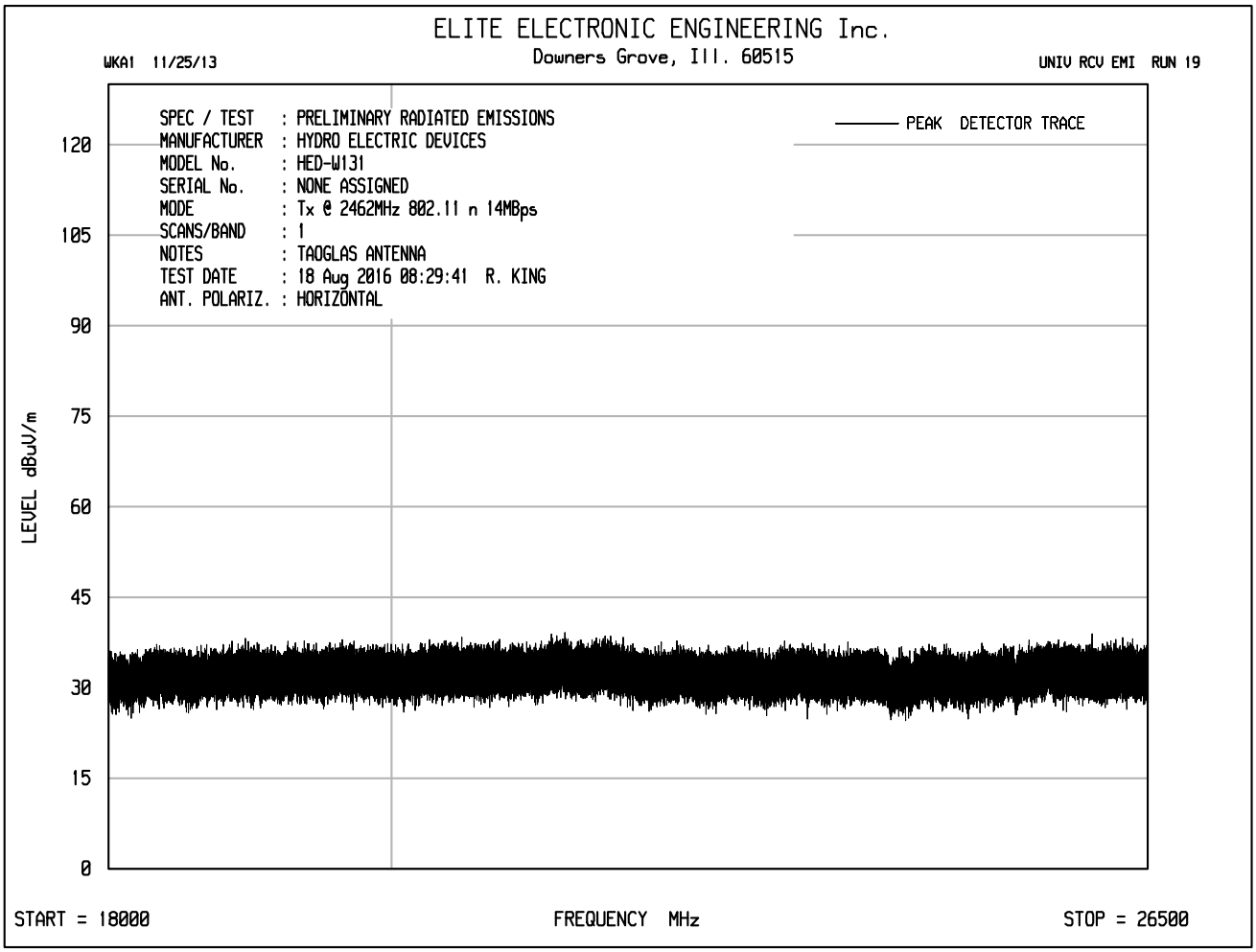
ELITE ELECTRONIC ENGINEERING Inc.
Downers Grove, Ill. 60515
WKA1 11/25/13
UNIV RCV EMI RUN 19
SPEC / TEST : PRELIMINARY RADIATED EMISSIONS
MANUFACTURER : HYDRO ELECTRIC DEVICES
MODEL No. : HED-W131
SERIAL No. : NONE ASSIGNED
MODE : Tx @ 2462MHz 802.11 n 14MBps
SCANS/BAND : 1
NOTES : TAOGLAS ANTENNA
TEST DATE : 18 Aug 2016 08:29:41 R. KING
ANT. POLARIZ. : HORIZONTAL
PEAK DETECTOR TRACE
LEVEL dBuV/m
120
105
90
75
60
45
30
15
0
START = 18000
FREQUENCY MHz
STOP = 26500

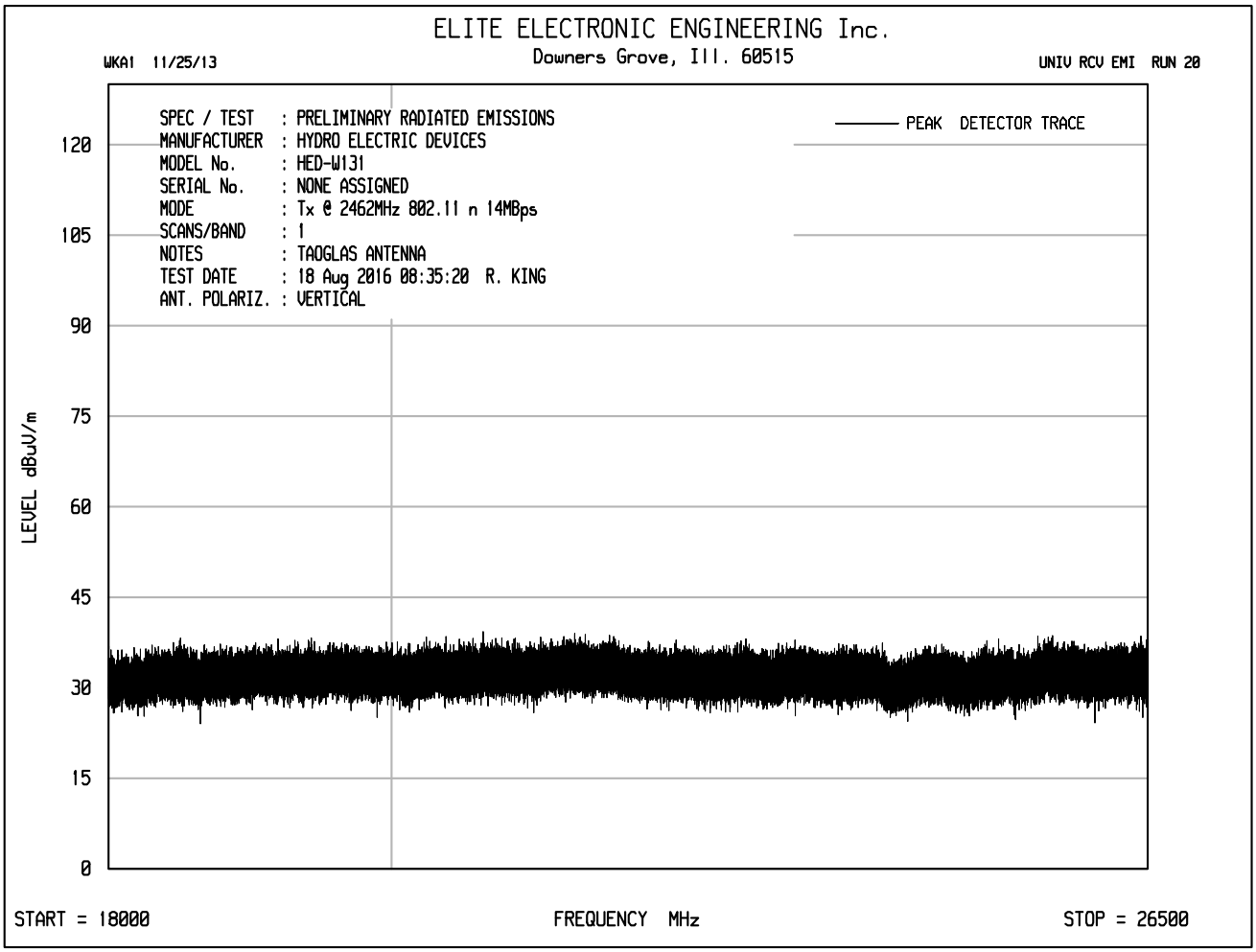
ELITE ELECTRONIC ENGINEERING Inc.
Downers Grove, Ill. 60515
WKA1 11/25/13
UNIV RCV EMI RUN 20
SPEC / TEST : PRELIMINARY RADIATED EMISSIONS
MANUFACTURER : HYDRO ELECTRIC DEVICES
MODEL No. : HED-W131
SERIAL No. : NONE ASSIGNED
MODE : Tx @ 2462MHz 802.11 n 14MBps
SCANS/BAND : 1
NOTES : TAOGLAS ANTENNA
TEST DATE : 18 Aug 2016 08:35:20 R. KING
ANT. POLARIZ. : VERTICAL
PEAK DETECTOR TRACE
LEVEL dBuV/m
120
105
90
75
60
45
30
15
0
START = 18000
FREQUENCY MHz
STOP = 26500

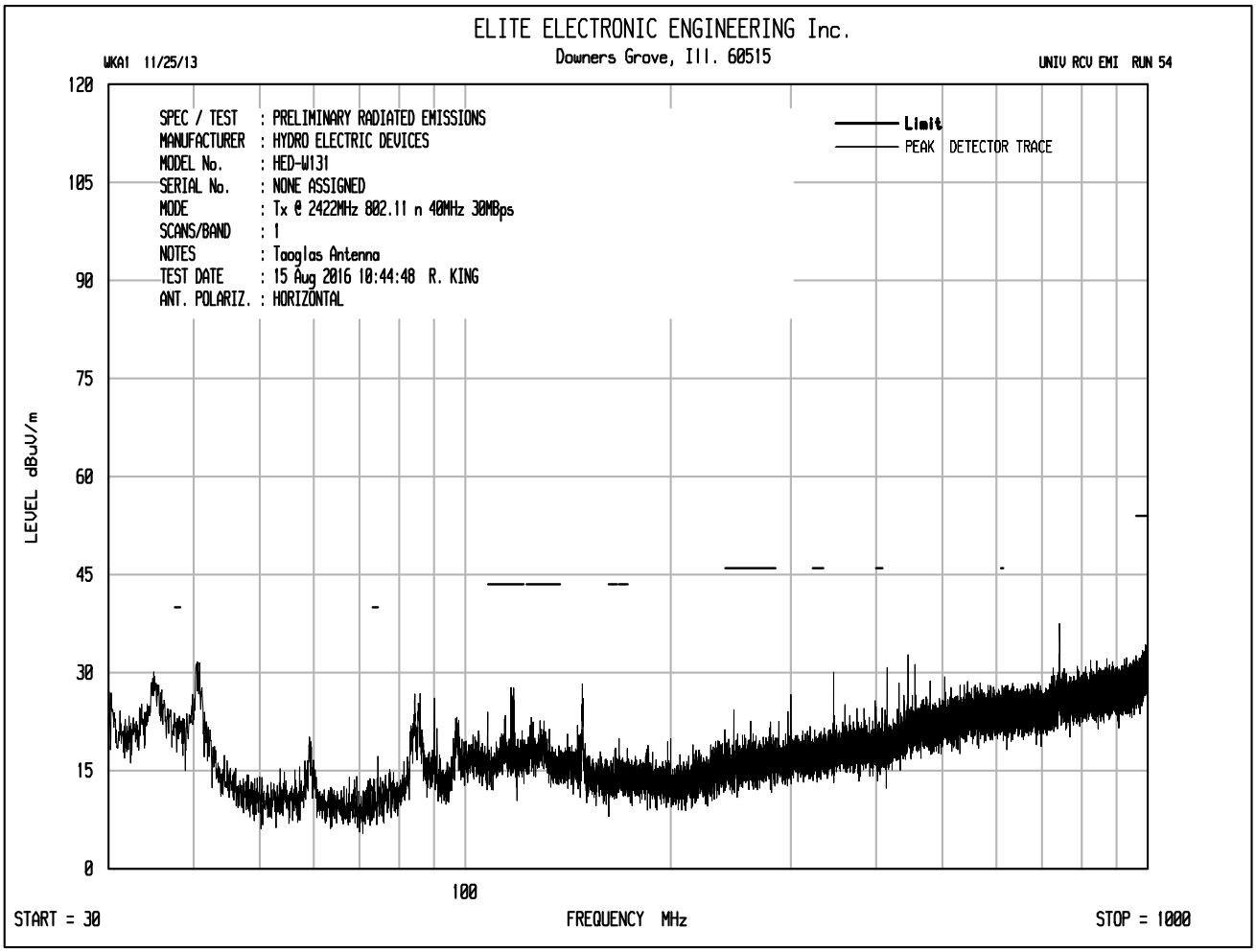
ELITE ELECTRONIC ENGINEERING Inc.
Downers Grove, Ill. 60515
WKA1 11/25/13
UNIV RCV EMI RUN 54
SPEC / TEST : PRELIMINARY RADIATED EMISSIONS
MANUFACTURER : HYDRO ELECTRIC DEVICES
MODEL No. : HED-W131
SERIAL No. : NONE ASSIGNED
MODE : Tx @ 2422MHz 802.11 n 40MHz 30MBps
SCANS/BAND : 1
NOTES : Taoglas Antenna
TEST DATE : 15 Aug 2016 10:44:48 R. KING
ANT. POLARIZ. : HORIZONTAL
Limit
PEAK DETECTOR TRACE
LEVEL dBuV/m
120
105
90
75
60
45
30
15
0
100
START = 30
FREQUENCY MHz
STOP = 1000

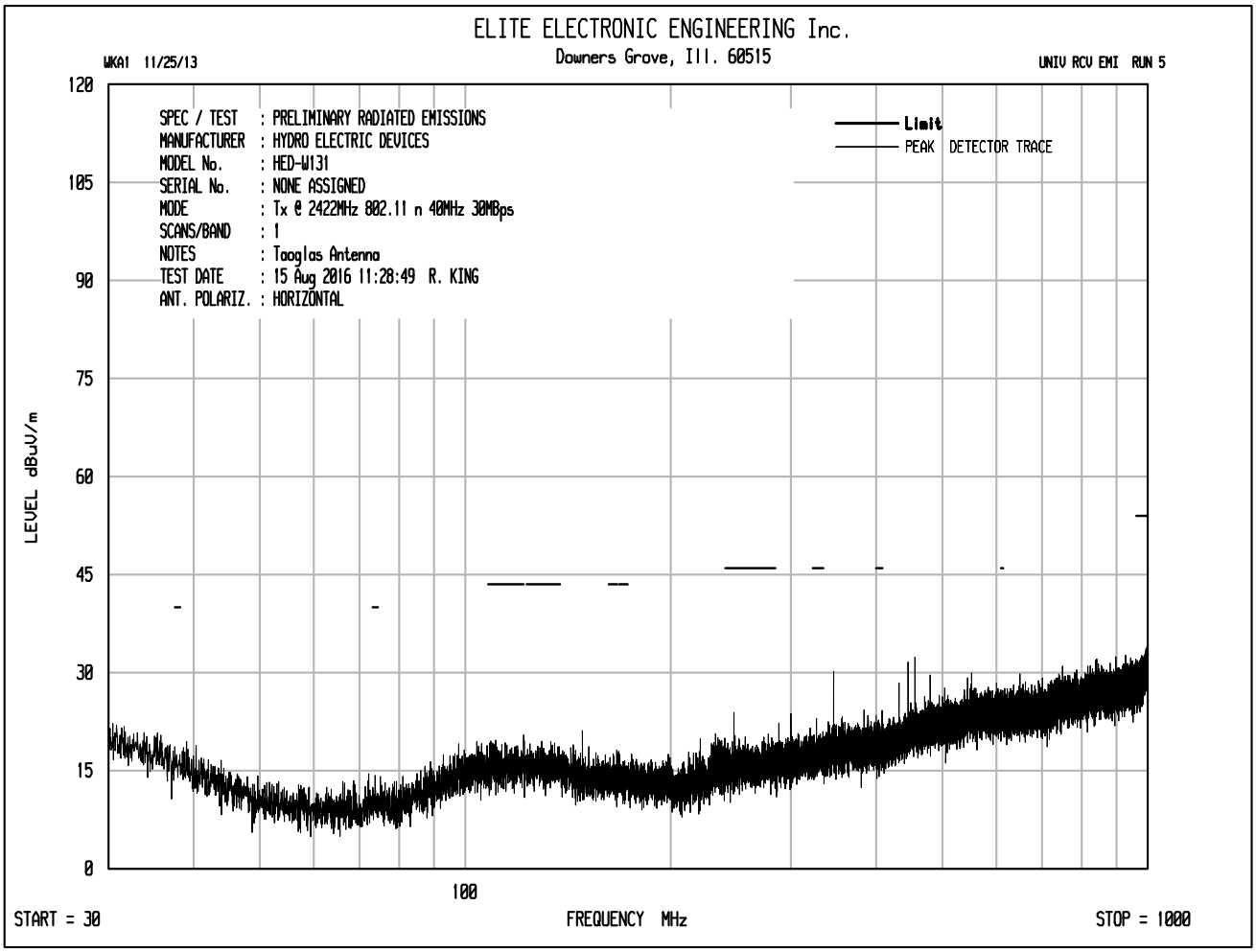
ELITE ELECTRONIC ENGINEERING Inc.
Downers Grove, Ill. 60515
WKA1 11/25/13
UNIV RCV EMI RUN 5
SPEC / TEST : PRELIMINARY RADIATED EMISSIONS
MANUFACTURER : HYDRO ELECTRIC DEVICES
MODEL No. : HED-W131
SERIAL No. : NONE ASSIGNED
MODE : Tx @ 2422MHz 802.11 n 40MHz 30MBps
SCANS/BAND : 1
NOTES : Taoglas Antenna
TEST DATE : 15 Aug 2016 11:28:49 R. KING
ANT. POLARIZ. : HORIZONTAL
Limit
PEAK DETECTOR TRACE
LEVEL dBuV/m
120
105
90
75
60
45
30
15
0
100
START = 30
FREQUENCY MHz
STOP = 1000

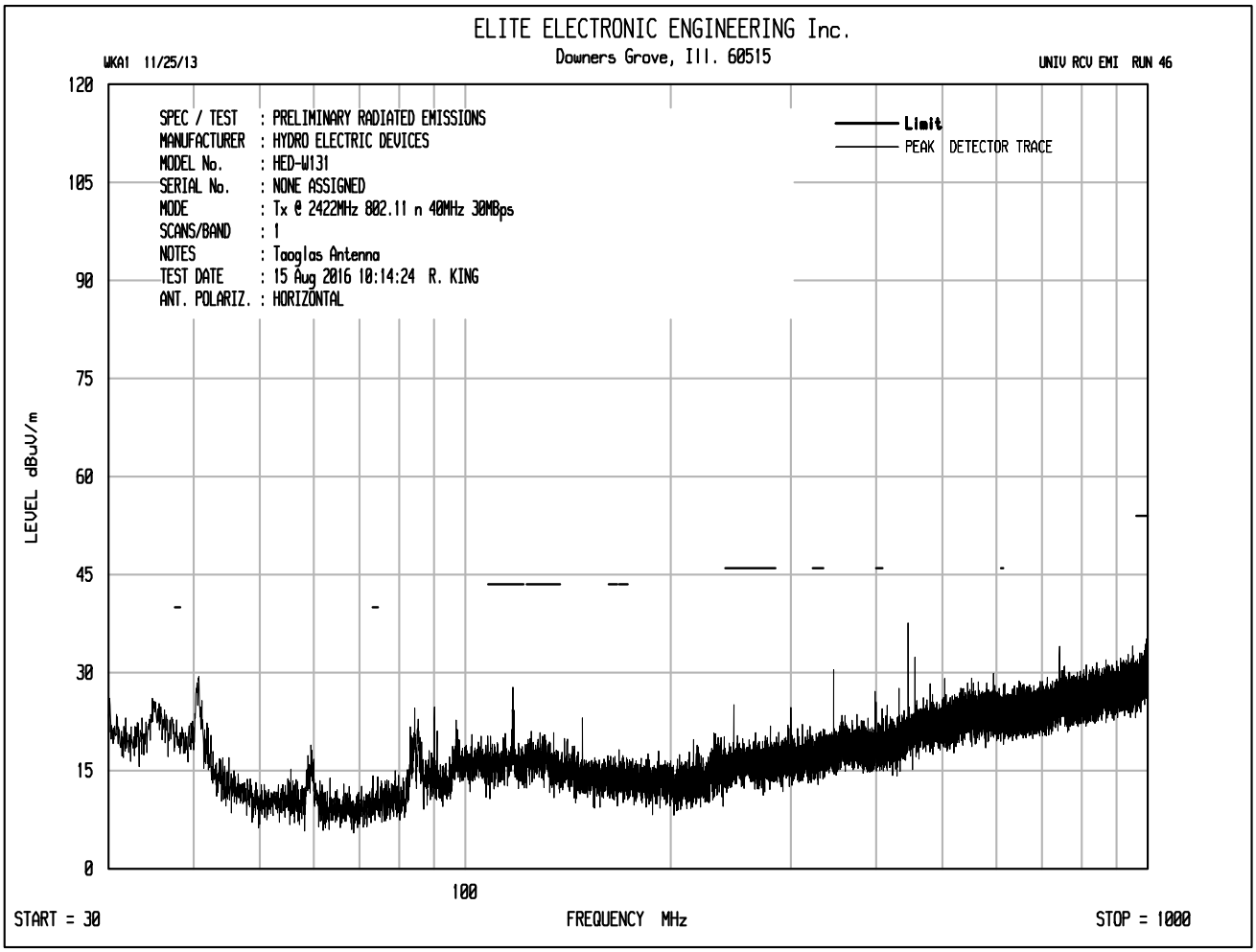
ELITE ELECTRONIC ENGINEERING Inc.
Downers Grove, Ill. 60515
WKA1 11/25/13
UNIV RCV EMI RUN 46
SPEC / TEST : PRELIMINARY RADIATED EMISSIONS
MANUFACTURER : HYDRO ELECTRIC DEVICES
MODEL No. : HED-W131
SERIAL No. : NONE ASSIGNED
MODE : Tx @ 2422MHz 802.11 n 40MHz 30MBps
SCANS/BAND : 1
NOTES : Taoglas Antenna
TEST DATE : 15 Aug 2016 10:14:24 R. KING
ANT. POLARIZ. : HORIZONTAL
Limit
PEAK DETECTOR TRACE
LEVEL dBuV/m
120
105
90
75
60
45
30
15
0
100
START = 30
FREQUENCY MHz
STOP = 1000

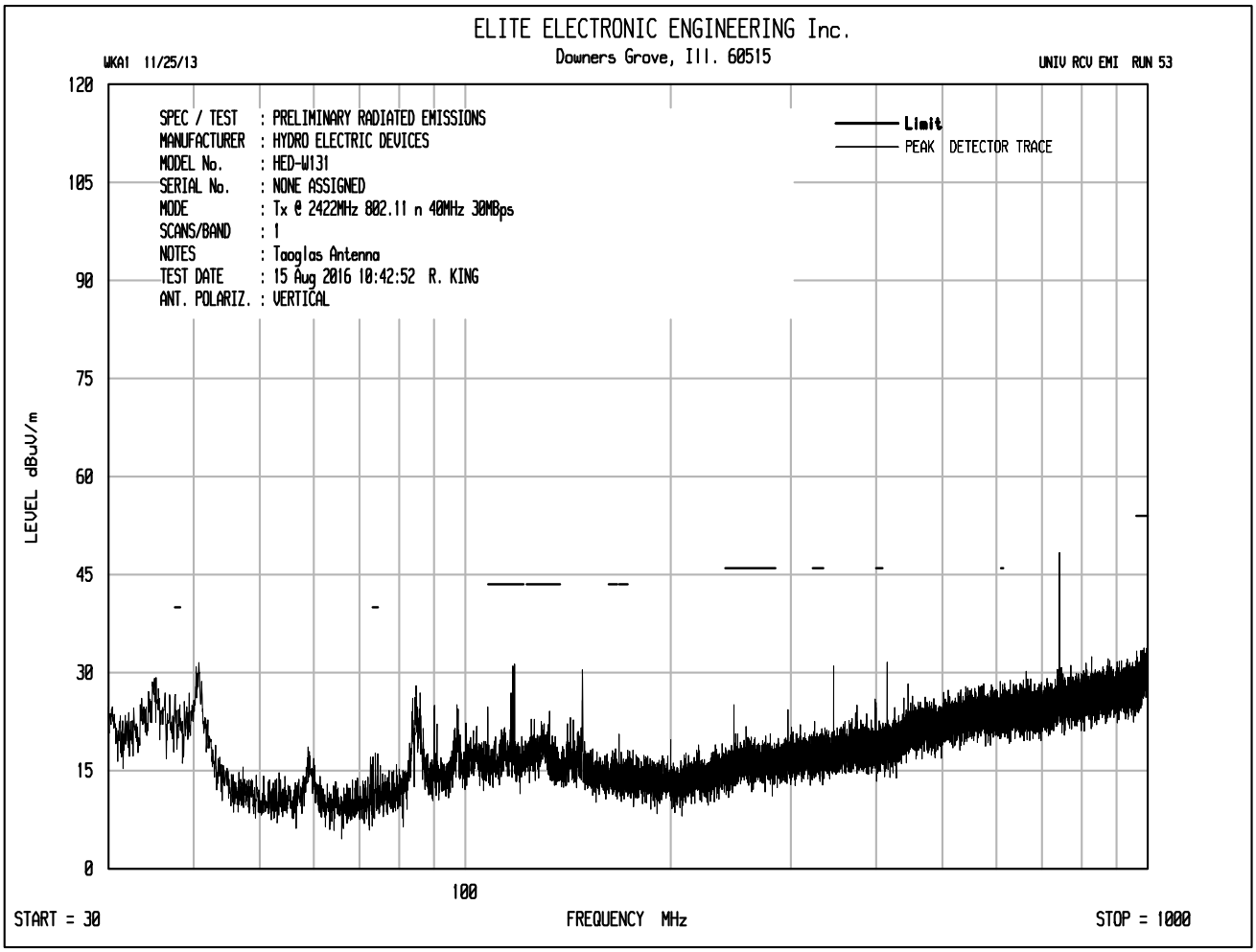
ELITE ELECTRONIC ENGINEERING Inc.
Downers Grove, Ill. 60515
WKA1 11/25/13
UNIV RCV EMI RUN 53
SPEC / TEST : PRELIMINARY RADIATED EMISSIONS
MANUFACTURER : HYDRO ELECTRIC DEVICES
MODEL No. : HED-W131
SERIAL No. : NONE ASSIGNED
MODE : Tx @ 2422MHz 802.11 n 40MHz 30MBps
SCANS/BAND : 1
NOTES : Taoglas Antenna
TEST DATE : 15 Aug 2016 10:42:52 R. KING
ANT. POLARIZ. : VERTICAL
Limit
PEAK DETECTOR TRACE
LEVEL dBuV/m
120
105
90
75
60
45
30
15
0
100
START = 30
FREQUENCY MHz
STOP = 1000

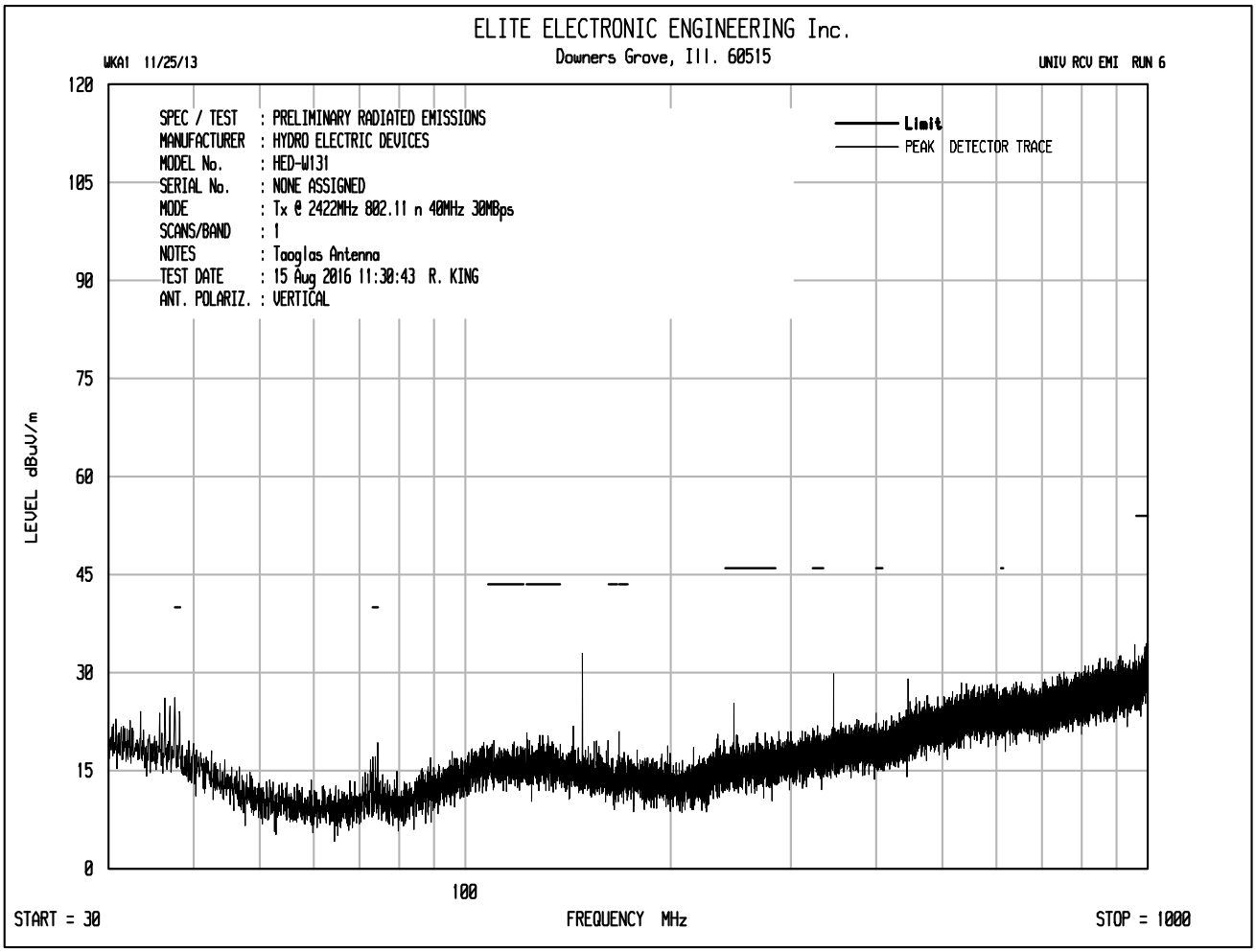
ELITE ELECTRONIC ENGINEERING Inc.
Downers Grove, Ill. 60515
WKA1 11/25/13
UNIV RCV EMI RUN 6
SPEC / TEST : PRELIMINARY RADIATED EMISSIONS
MANUFACTURER : HYDRO ELECTRIC DEVICES
MODEL No. : HED-W131
SERIAL No. : NONE ASSIGNED
MODE : Tx @ 2422MHz 802.11 n 40MHz 30MBps
SCANS/BAND : 1
NOTES : Taoglas Antenna
TEST DATE : 15 Aug 2016 11:30:43 R. KING
ANT. POLARIZ. : VERTICAL
Limit
PEAK DETECTOR TRACE
LEVEL dBuV/m
120
105
90
75
60
45
30
15
0
100
START = 30
FREQUENCY MHz
STOP = 1000

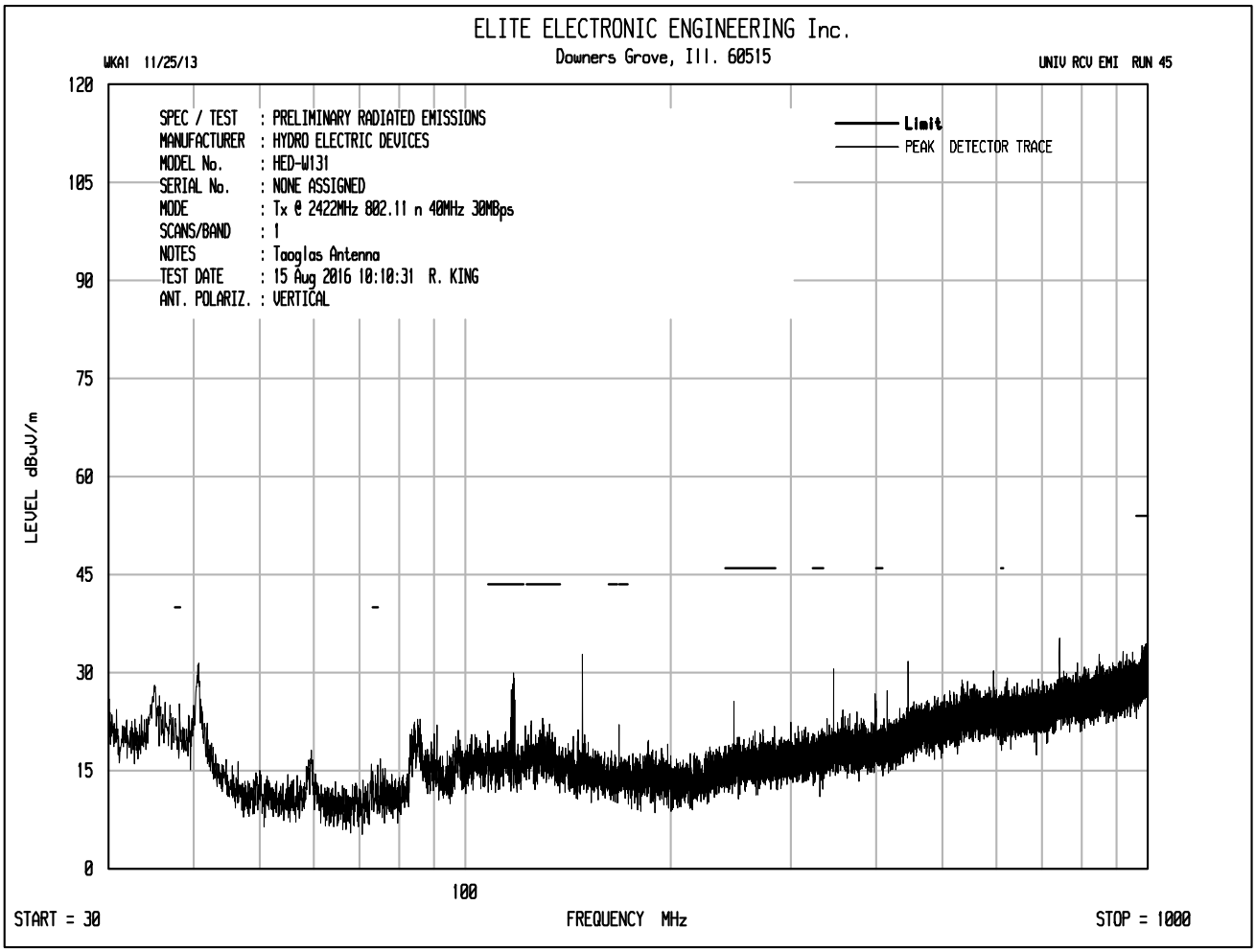
ELITE ELECTRONIC ENGINEERING Inc.
Downers Grove, Ill. 60515
WKA1 11/25/13
UNIV RCV EMI RUN 45
SPEC / TEST : PRELIMINARY RADIATED EMISSIONS
MANUFACTURER : HYDRO ELECTRIC DEVICES
MODEL No. : HED-W131
SERIAL No. : NONE ASSIGNED
MODE : Tx @ 2422MHz 802.11 n 40MHz 30MBps
SCANS/BAND : 1
NOTES : Taoglas Antenna
TEST DATE : 15 Aug 2016 10:10:31 R. KING
ANT. POLARIZ. : VERTICAL
Limit
PEAK DETECTOR TRACE
LEVEL dBuV/m
120
105
90
75
60
45
30
15
0
100
START = 30
FREQUENCY MHz
STOP = 1000

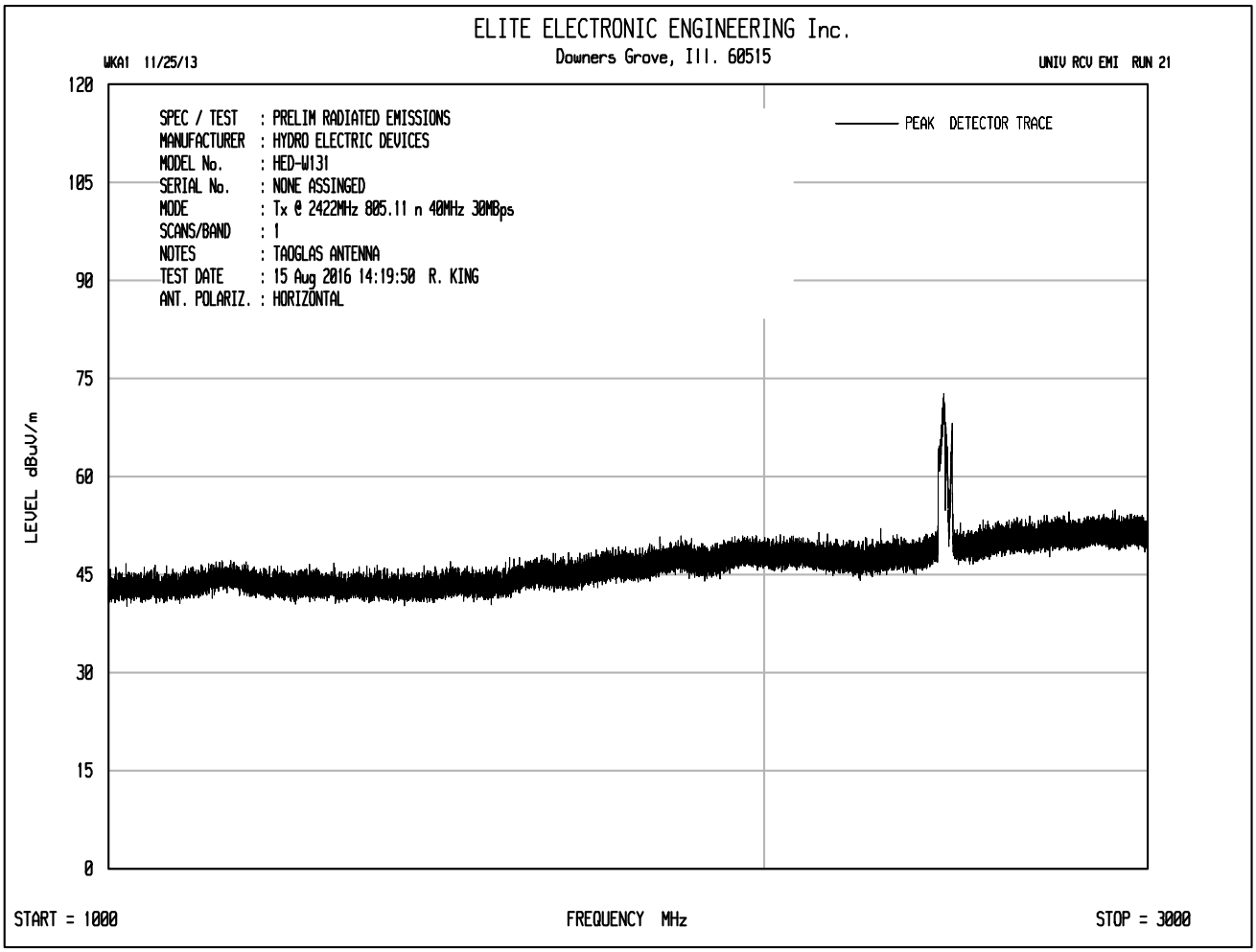
ELITE ELECTRONIC ENGINEERING Inc.
Downers Grove, Ill. 60515
WKA1 11/25/13
UNIV RCV EMI RUN 21
SPEC / TEST : PRELIM RADIATED EMISSIONS
MANUFACTURER : HYDRO ELECTRIC DEVICES
MODEL No. : HED-W131
SERIAL No. : NONE ASSINGED
MODE : Tx @ 2422MHz 805.11 n 40MHz 30MBps
SCANS/BAND : 1
NOTES : TAOGLAS ANTENNA
TEST DATE : 15 Aug 2016 14:19:50 R. KING
ANT. POLARIZ. : HORIZONTAL
PEAK DETECTOR TRACE
LEVEL dBuV/m
120
105
90
75
60
45
30
15
0
START = 1000
FREQUENCY MHz
STOP = 3000

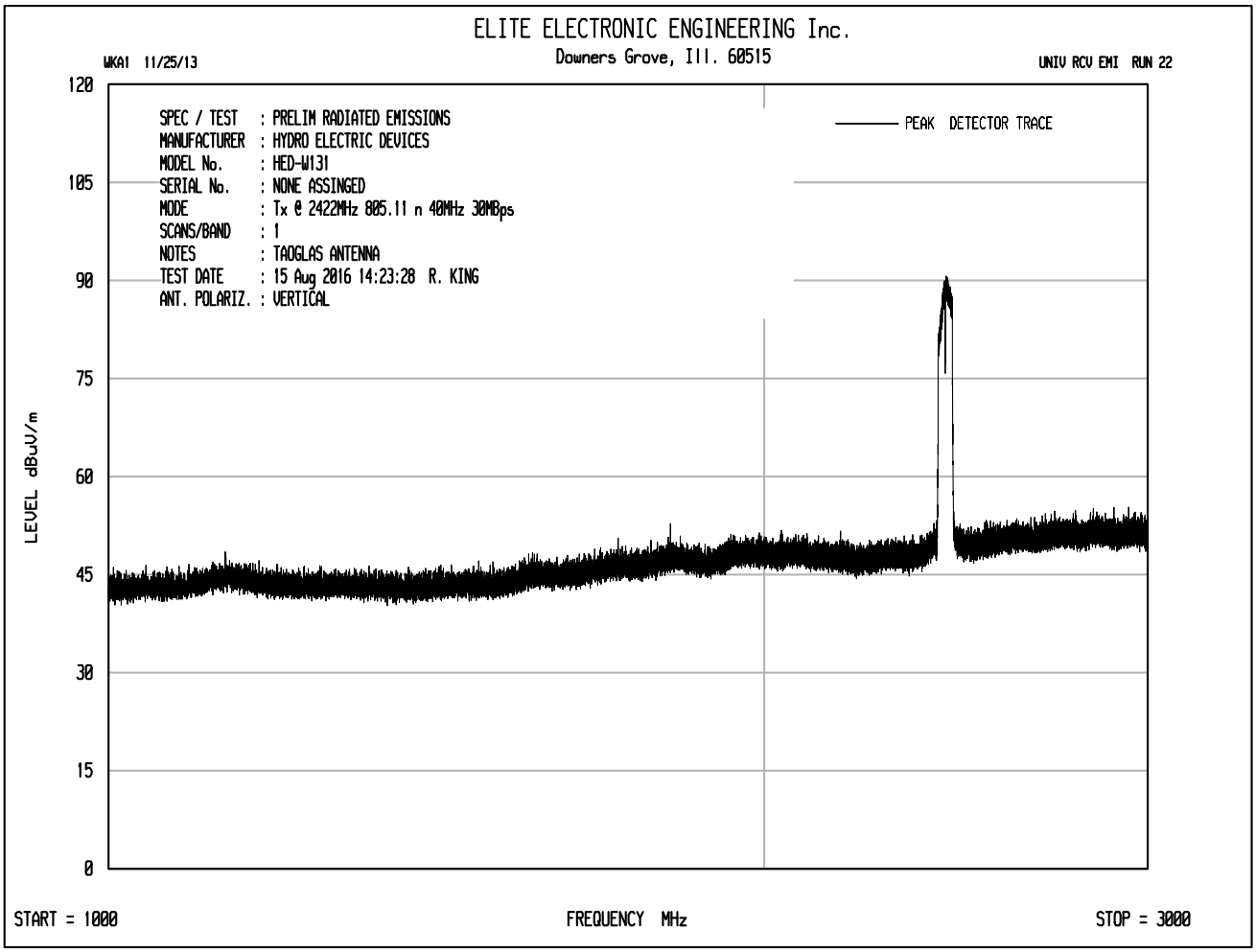
ELITE ELECTRONIC ENGINEERING Inc.
Downers Grove, Ill. 60515
WKA1 11/25/13
UNIV RCV EMI RUN 22
SPEC / TEST : PRELIM RADIATED EMISSIONS
MANUFACTURER : HYDRO ELECTRIC DEVICES
MODEL No. : HED-W131
SERIAL No. : NONE ASSINGED
MODE : Tx @ 2422MHz 805.11 n 40MHz 30MBps
SCANS/BAND : 1
NOTES : TAOGLAS ANTENNA
TEST DATE : 15 Aug 2016 14:23:28 R. KING
ANT. POLARIZ. : VERTICAL
PEAK DETECTOR TRACE
LEVEL dBuV/m
120
105
90
75
60
45
30
15
0
START = 1000
FREQUENCY MHz
STOP = 3000

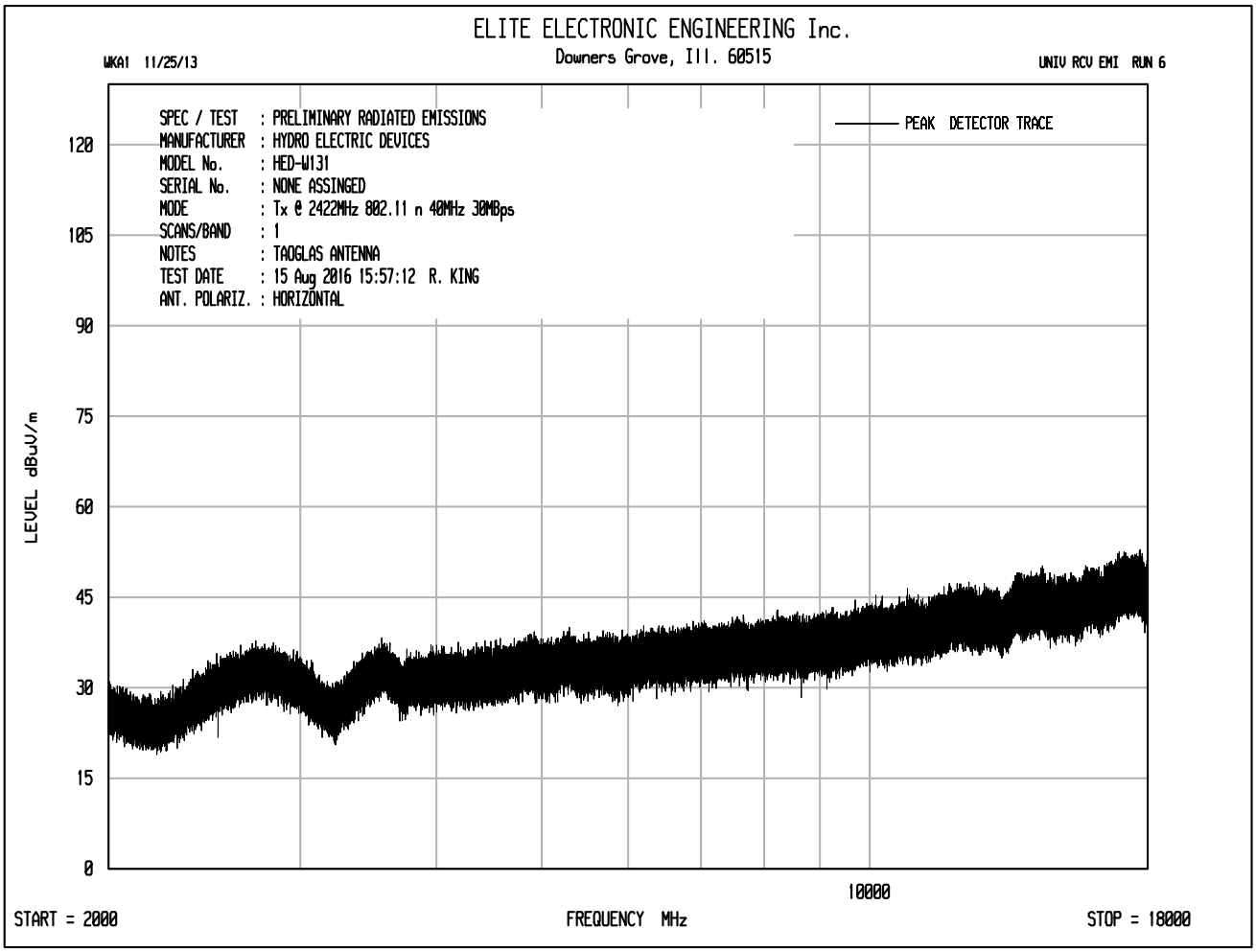
ELITE ELECTRONIC ENGINEERING Inc.
Downers Grove, Ill. 60515
WKA1 11/25/13
UNIV RCV EMI RUN 6
SPEC / TEST : PRELIMINARY RADIATED EMISSIONS
MANUFACTURER : HYDRO ELECTRIC DEVICES
MODEL No. : HED-W131
SERIAL No. : NONE ASSINGED
MODE : Tx @ 2422MHz 802.11 n 40MHz 30MBps
SCANS/BAND : 1
NOTES : TAOGLAS ANTENNA
TEST DATE : 15 Aug 2016 15:57:12 R. KING
ANT. POLARIZ. : HORIZONTAL
PEAK DETECTOR TRACE
LEVEL dBuV/m
120
105
90
75
60
45
30
15
0
10000
START = 2000
FREQUENCY MHz
STOP = 18000

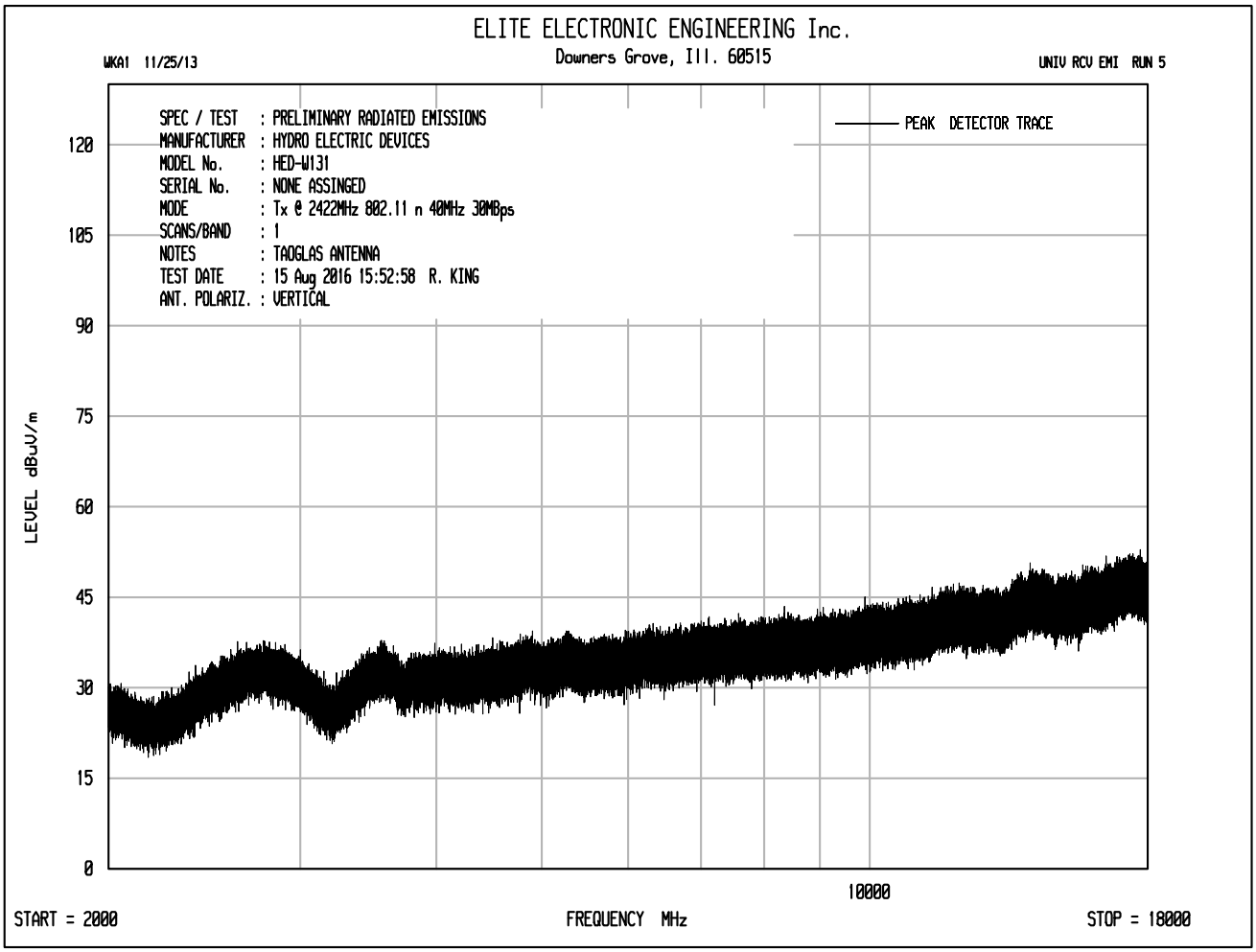
ELITE ELECTRONIC ENGINEERING Inc.
Downers Grove, Ill. 60515
WKA1 11/25/13
UNIV RCV EMI RUN 5
SPEC / TEST : PRELIMINARY RADIATED EMISSIONS
MANUFACTURER : HYDRO ELECTRIC DEVICES
MODEL No. : HED-W131
SERIAL No. : NONE ASSINGED
MODE : Tx @ 2422MHz 802.11 n 40MHz 30MBps
SCANS/BAND : 1
NOTES : TAOGLAS ANTENNA
TEST DATE : 15 Aug 2016 15:52:58 R. KING
ANT. POLARIZ. : VERTICAL
PEAK DETECTOR TRACE
LEVEL dBuV/m
120
105
90
75
60
45
30
15
0
10000
START = 2000
FREQUENCY MHz
STOP = 18000

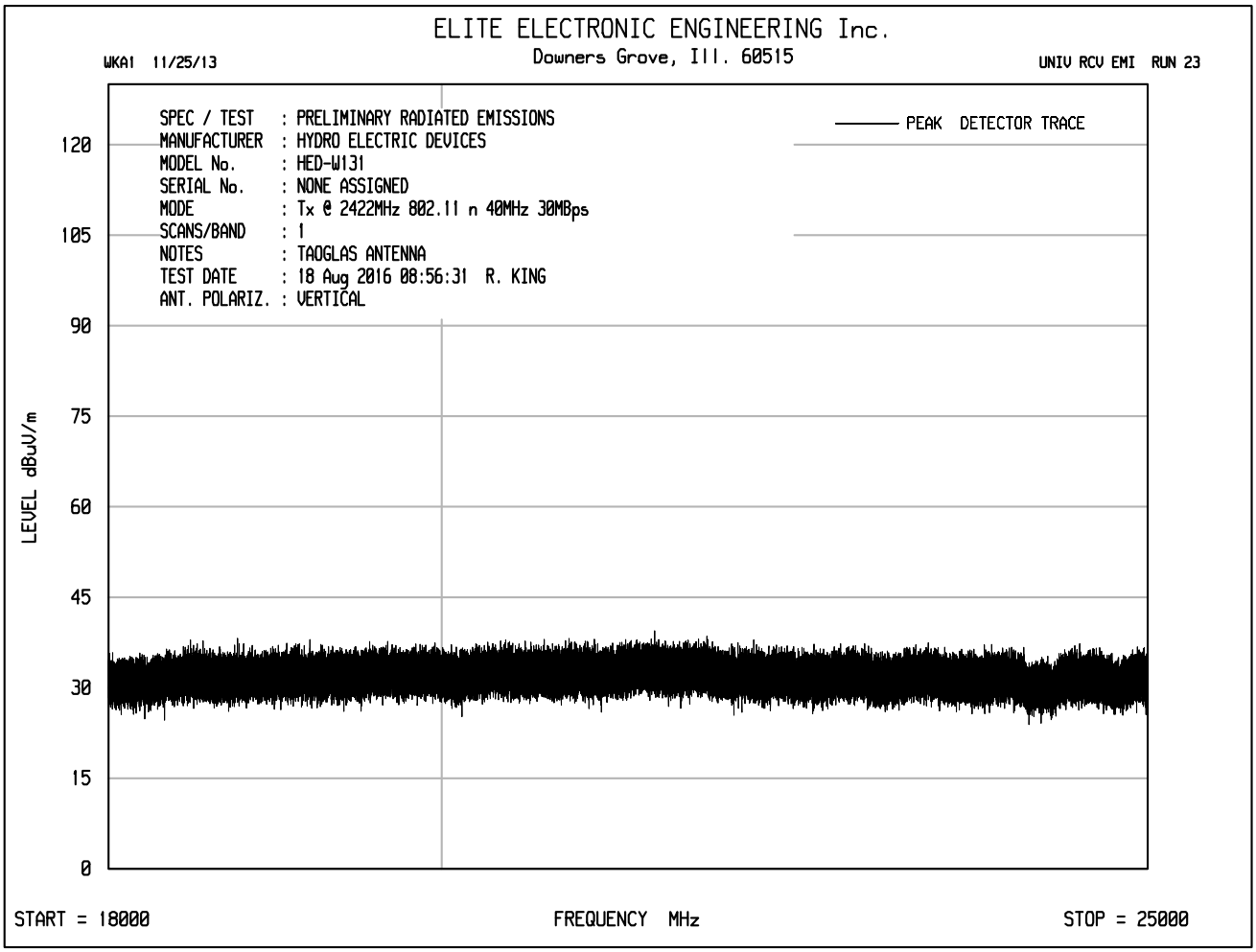
ELITE ELECTRONIC ENGINEERING Inc.
Downers Grove, Ill. 60515
WKA1 11/25/13
UNIV RCV EMI RUN 23
SPEC / TEST : PRELIMINARY RADIATED EMISSIONS
MANUFACTURER : HYDRO ELECTRIC DEVICES
MODEL No. : HED-W131
SERIAL No. : NONE ASSIGNED
MODE : Tx @ 2422MHz 802.11 n 40MHz 30MBps
SCANS/BAND : 1
NOTES : TAOGLAS ANTENNA
TEST DATE : 18 Aug 2016 08:56:31 R. KING
ANT. POLARIZ. : VERTICAL
PEAK DETECTOR TRACE
LEVEL dBuV/m
120
105
90
75
60
45
30
15
0
START = 18000
FREQUENCY MHz
STOP = 25000

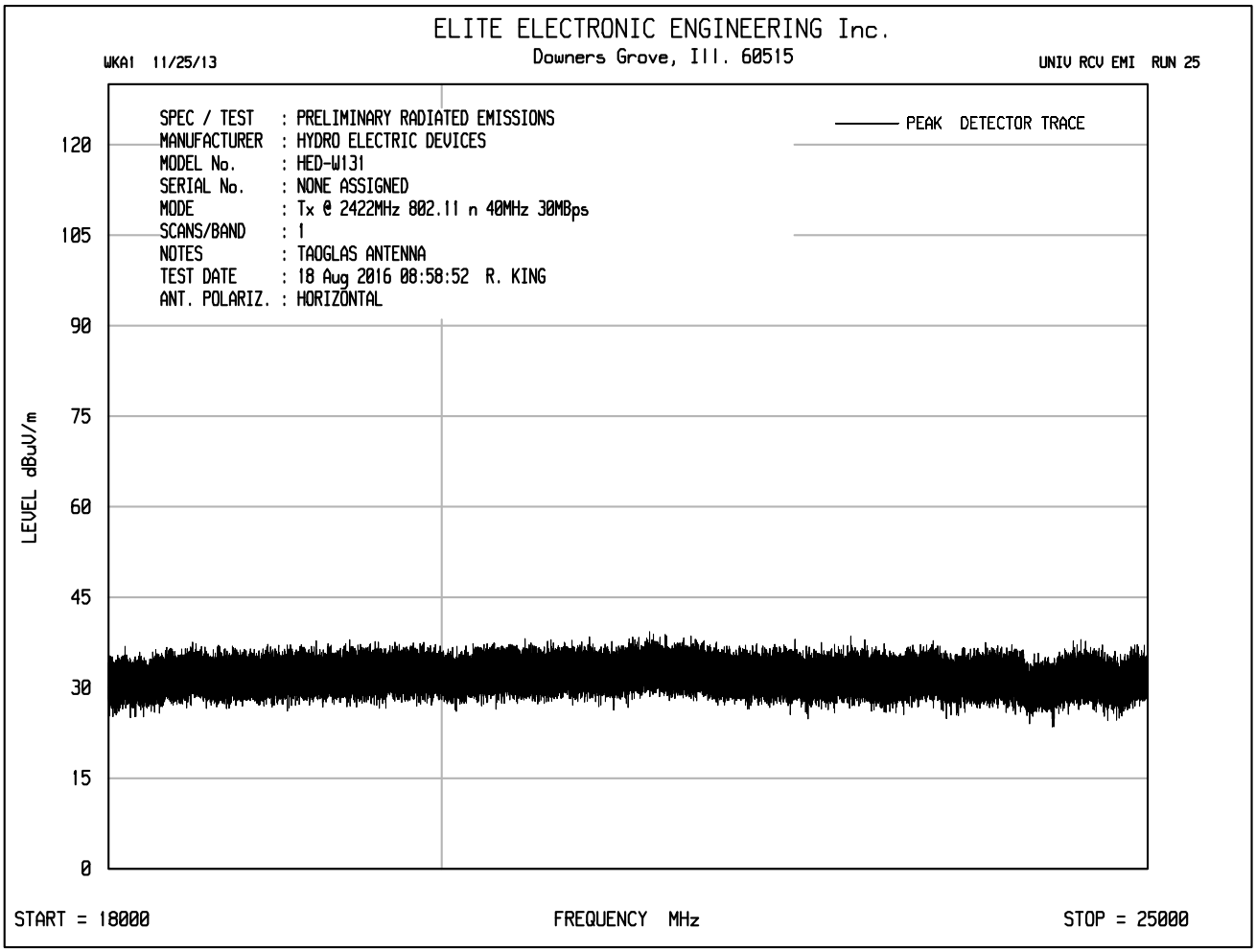
ELITE ELECTRONIC ENGINEERING Inc.
Downers Grove, Ill. 60515
WKA1 11/25/13
UNIV RCV EMI RUN 25
SPEC / TEST : PRELIMINARY RADIATED EMISSIONS
MANUFACTURER : HYDRO ELECTRIC DEVICES
MODEL No. : HED-W131
SERIAL No. : NONE ASSIGNED
MODE : Tx @ 2422MHz 802.11 n 40MHz 30MBps
SCANS/BAND : 1
NOTES : TAOGLAS ANTENNA
TEST DATE : 18 Aug 2016 08:58:52 R. KING
ANT. POLARIZ. : HORIZONTAL
PEAK DETECTOR TRACE
LEVEL dBuV/m
120
105
90
75
60
45
30
15
0
START = 18000
FREQUENCY MHz
STOP = 25000

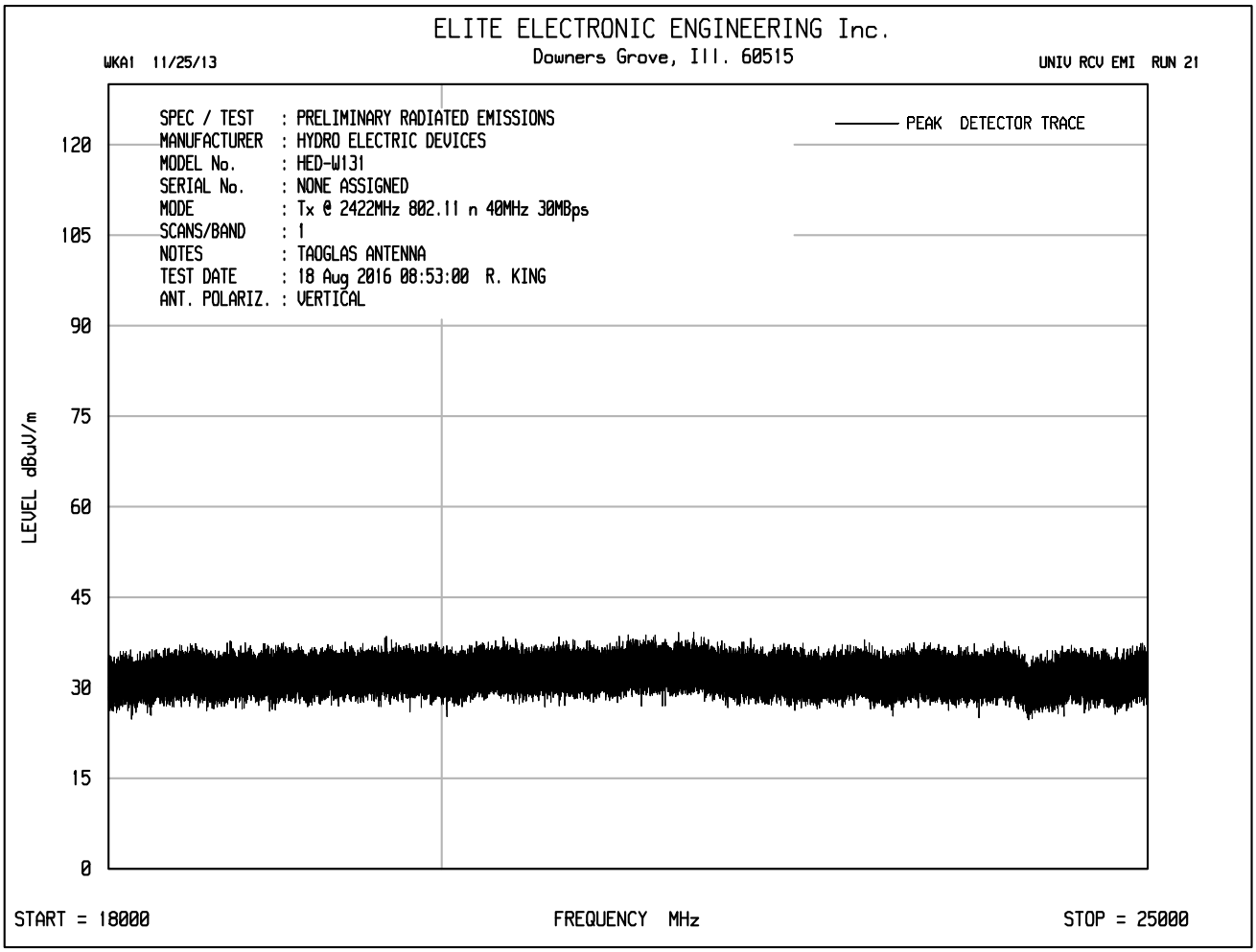
ELITE ELECTRONIC ENGINEERING Inc.
Downers Grove, Ill. 60515
WKA1 11/25/13
UNIV RCV EMI RUN 21
SPEC / TEST : PRELIMINARY RADIATED EMISSIONS
MANUFACTURER : HYDRO ELECTRIC DEVICES
MODEL No. : HED-W131
SERIAL No. : NONE ASSIGNED
MODE : Tx @ 2422MHz 802.11 n 40MHz 30MBps
SCANS/BAND : 1
NOTES : TAOGLAS ANTENNA
TEST DATE : 18 Aug 2016 08:53:00 R. KING
ANT. POLARIZ. : VERTICAL
PEAK DETECTOR TRACE
LEVEL dBuV/m
120
105
90
75
60
45
30
15
0
START = 18000
FREQUENCY MHz
STOP = 25000

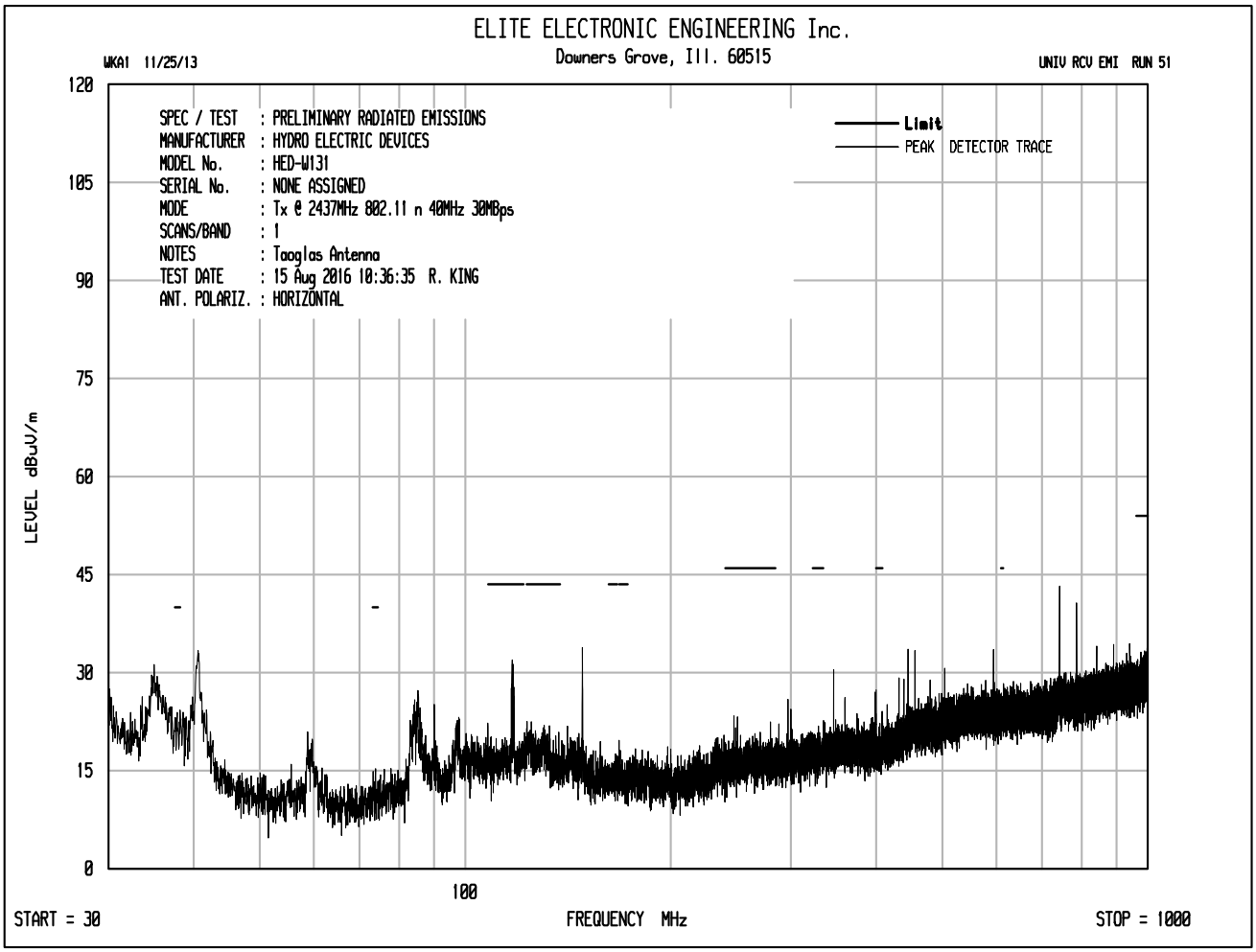
ELITE ELECTRONIC ENGINEERING Inc.
Downers Grove, Ill. 60515
WKA1 11/25/13
UNIV RCV EMI RUN 51
SPEC / TEST : PRELIMINARY RADIATED EMISSIONS
MANUFACTURER : HYDRO ELECTRIC DEVICES
MODEL No. : HED-W131
SERIAL No. : NONE ASSIGNED
MODE : Tx @ 2437MHz 802.11 n 40MHz 30MBps
SCANS/BAND : 1
NOTES : Taoglas Antenna
TEST DATE : 15 Aug 2016 10:36:35 R. KING
ANT. POLARIZ. : HORIZONTAL
Limit
PEAK DETECTOR TRACE
LEVEL dBuV/m
120
105
90
75
60
45
30
15
0
100
START = 30
FREQUENCY MHz
STOP = 1000

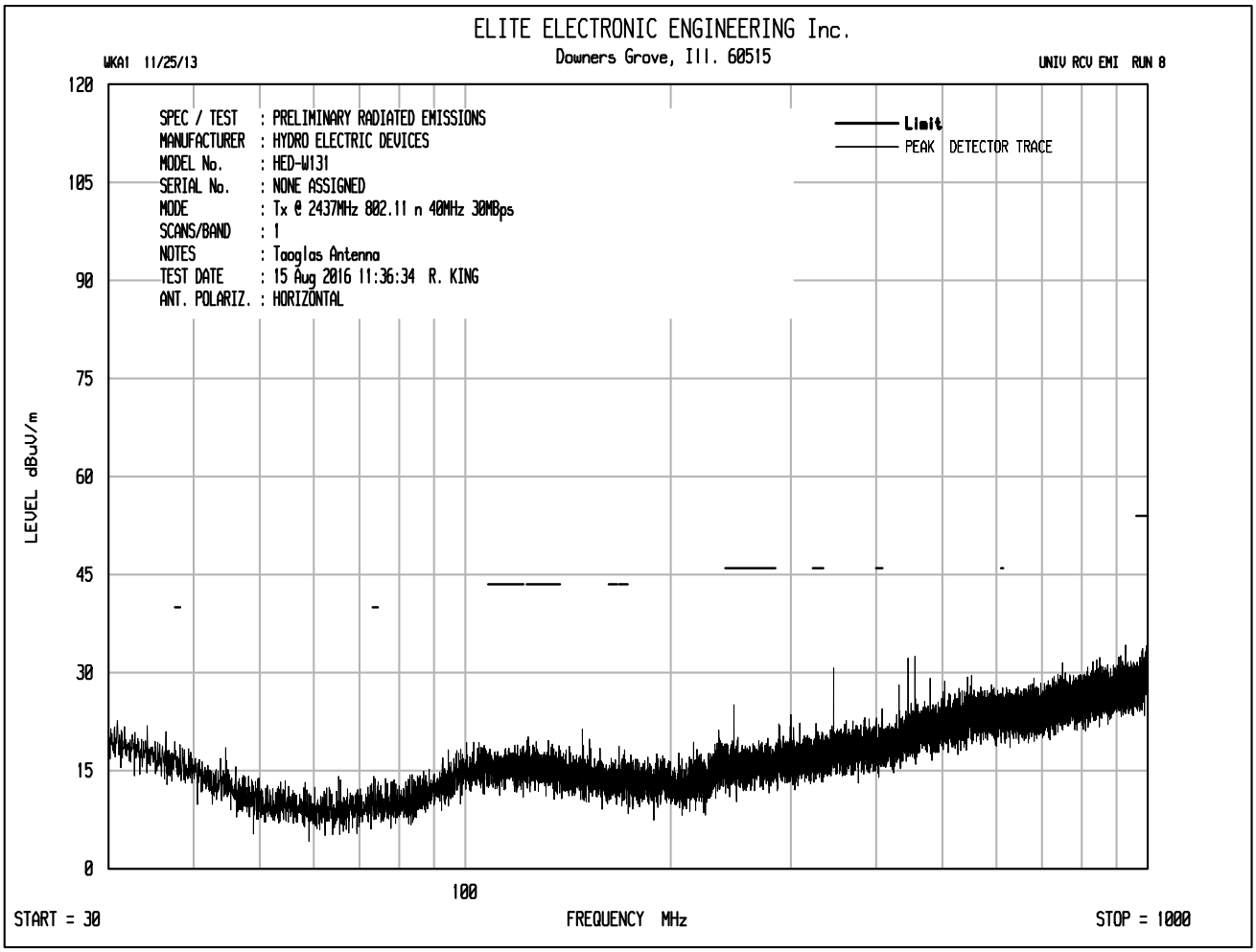
ELITE ELECTRONIC ENGINEERING Inc.
Downers Grove, Ill. 60515
WKA1 11/25/13
UNIV RCV EMI RUN 8
SPEC / TEST : PRELIMINARY RADIATED EMISSIONS
MANUFACTURER : HYDRO ELECTRIC DEVICES
MODEL No. : HED-W131
SERIAL No. : NONE ASSIGNED
MODE : Tx @ 2437MHz 802.11 n 40MHz 30MBps
SCANS/BAND : 1
NOTES : Taoglas Antenna
TEST DATE : 15 Aug 2016 11:36:34 R. KING
ANT. POLARIZ. : HORIZONTAL
Limit
PEAK DETECTOR TRACE
LEVEL dBuV/m
120
105
90
75
60
45
30
15
0
100
START = 30
FREQUENCY MHz
STOP = 1000

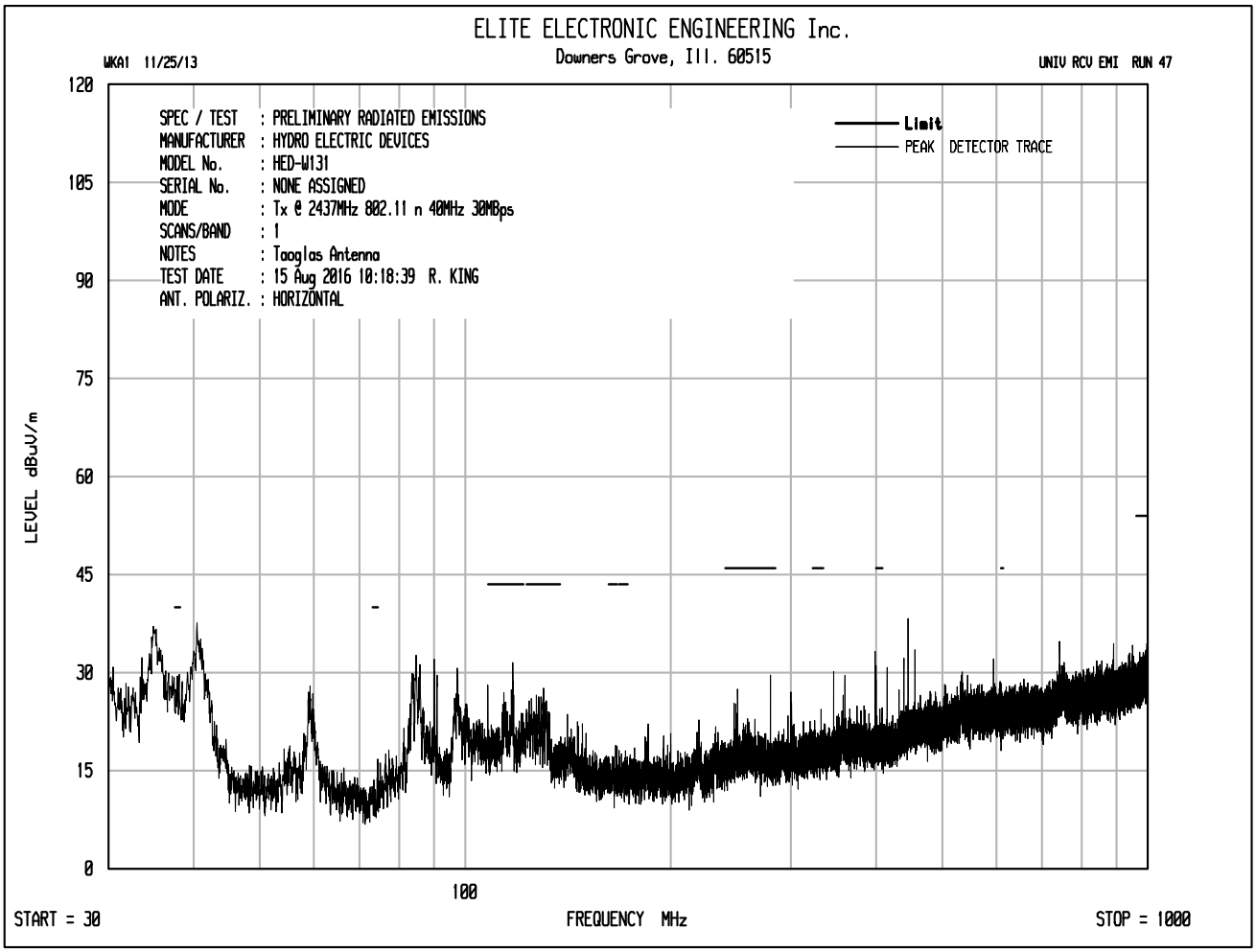
ELITE ELECTRONIC ENGINEERING Inc.
Downers Grove, Ill. 60515
WKA1 11/25/13
UNIV RCV EMI RUN 47
SPEC / TEST : PRELIMINARY RADIATED EMISSIONS
MANUFACTURER : HYDRO ELECTRIC DEVICES
MODEL No. : HED-W131
SERIAL No. : NONE ASSIGNED
MODE : Tx @ 2437MHz 802.11 n 40MHz 30MBps
SCANS/BAND : 1
NOTES : Taoglas Antenna
TEST DATE : 15 Aug 2016 10:18:39 R. KING
ANT. POLARIZ. : HORIZONTAL
Limit
PEAK DETECTOR TRACE
LEVEL dBuV/m
120
105
90
75
60
45
30
15
0
100
START = 30
FREQUENCY MHz
STOP = 1000

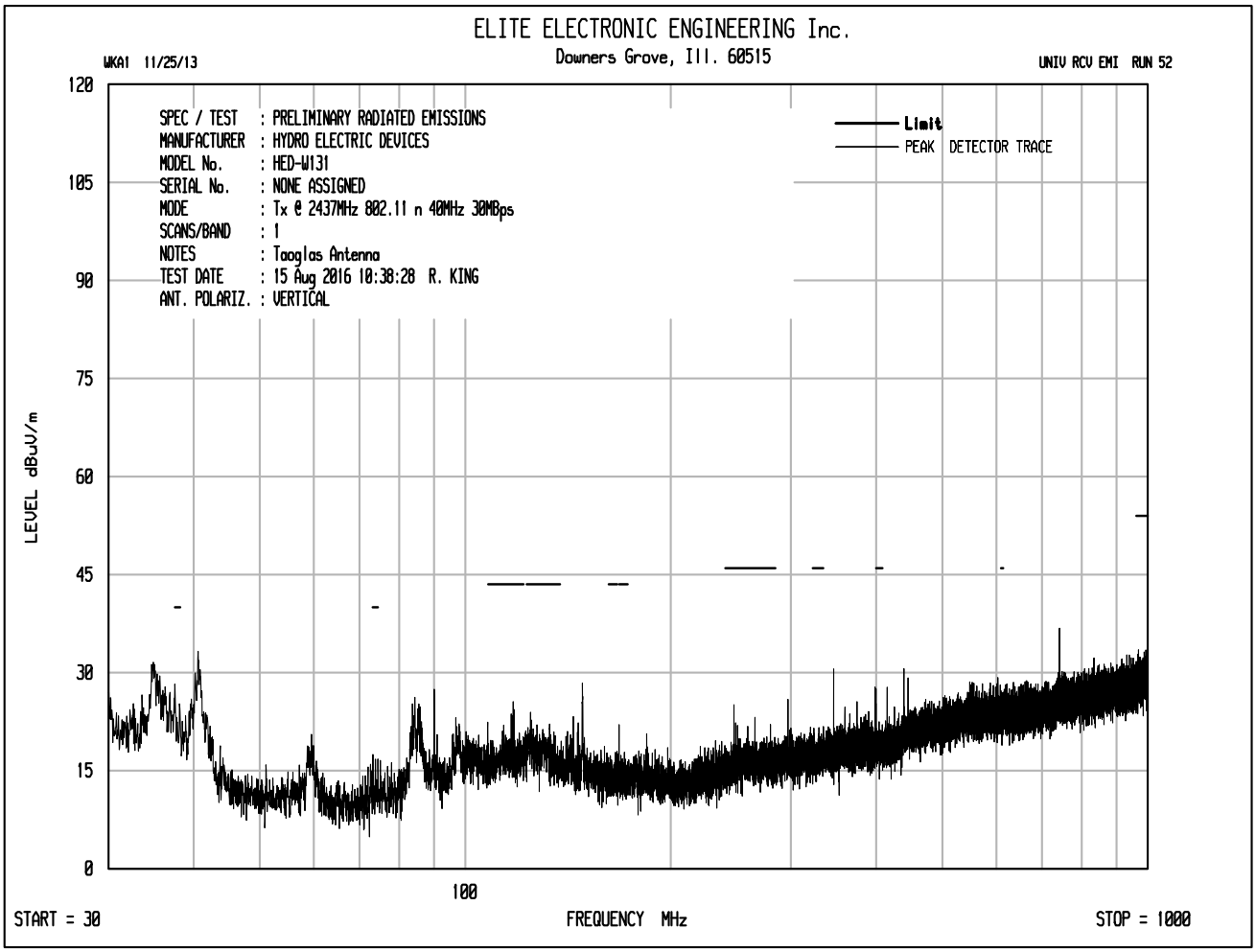
ELITE ELECTRONIC ENGINEERING Inc.
Downers Grove, Ill. 60515
WKA1 11/25/13
UNIV RCV EMI RUN 52
SPEC / TEST : PRELIMINARY RADIATED EMISSIONS
MANUFACTURER : HYDRO ELECTRIC DEVICES
MODEL No. : HED-W131
SERIAL No. : NONE ASSIGNED
MODE : Tx @ 2437MHz 802.11 n 40MHz 30MBps
SCANS/BAND : 1
NOTES : Taoglas Antenna
TEST DATE : 15 Aug 2016 10:38:28 R. KING
ANT. POLARIZ. : VERTICAL
Limit
PEAK DETECTOR TRACE
LEVEL dBuV/m
120
105
90
75
60
45
30
15
0
100
START = 30
FREQUENCY MHz
STOP = 1000

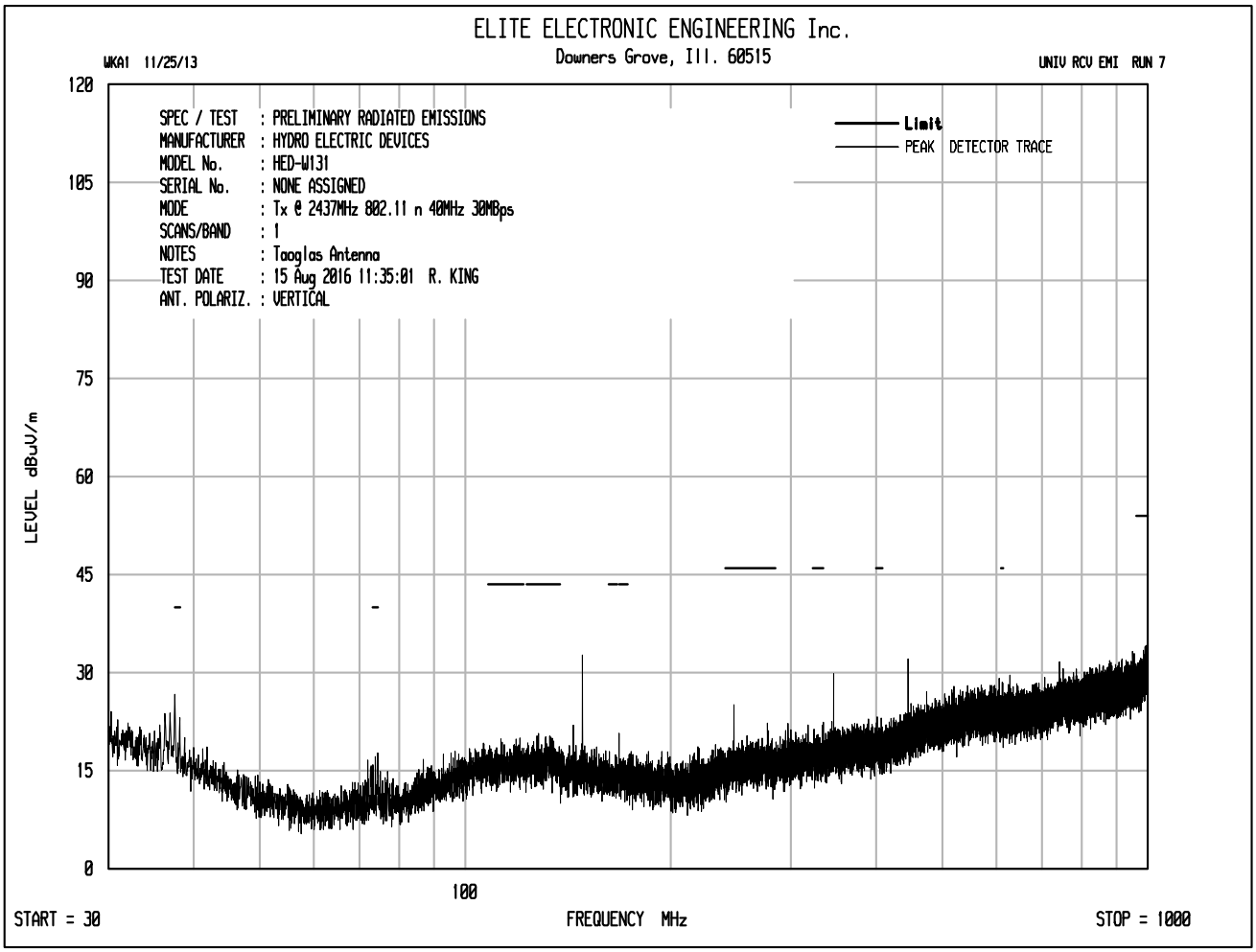
ELITE ELECTRONIC ENGINEERING Inc.
Downers Grove, Ill. 60515
WKA1 11/25/13
UNIV RCV EMI RUN 7
SPEC / TEST : PRELIMINARY RADIATED EMISSIONS
MANUFACTURER : HYDRO ELECTRIC DEVICES
MODEL No. : HED-W131
SERIAL No. : NONE ASSIGNED
MODE : Tx @ 2437MHz 802.11 n 40MHz 30MBps
SCANS/BAND : 1
NOTES : Taoglas Antenna
TEST DATE : 15 Aug 2016 11:35:01 R. KING
ANT. POLARIZ. : VERTICAL
Limit
PEAK DETECTOR TRACE
LEVEL dBuV/m
120
105
90
75
60
45
30
15
0
100
START = 30
FREQUENCY MHz
STOP = 1000

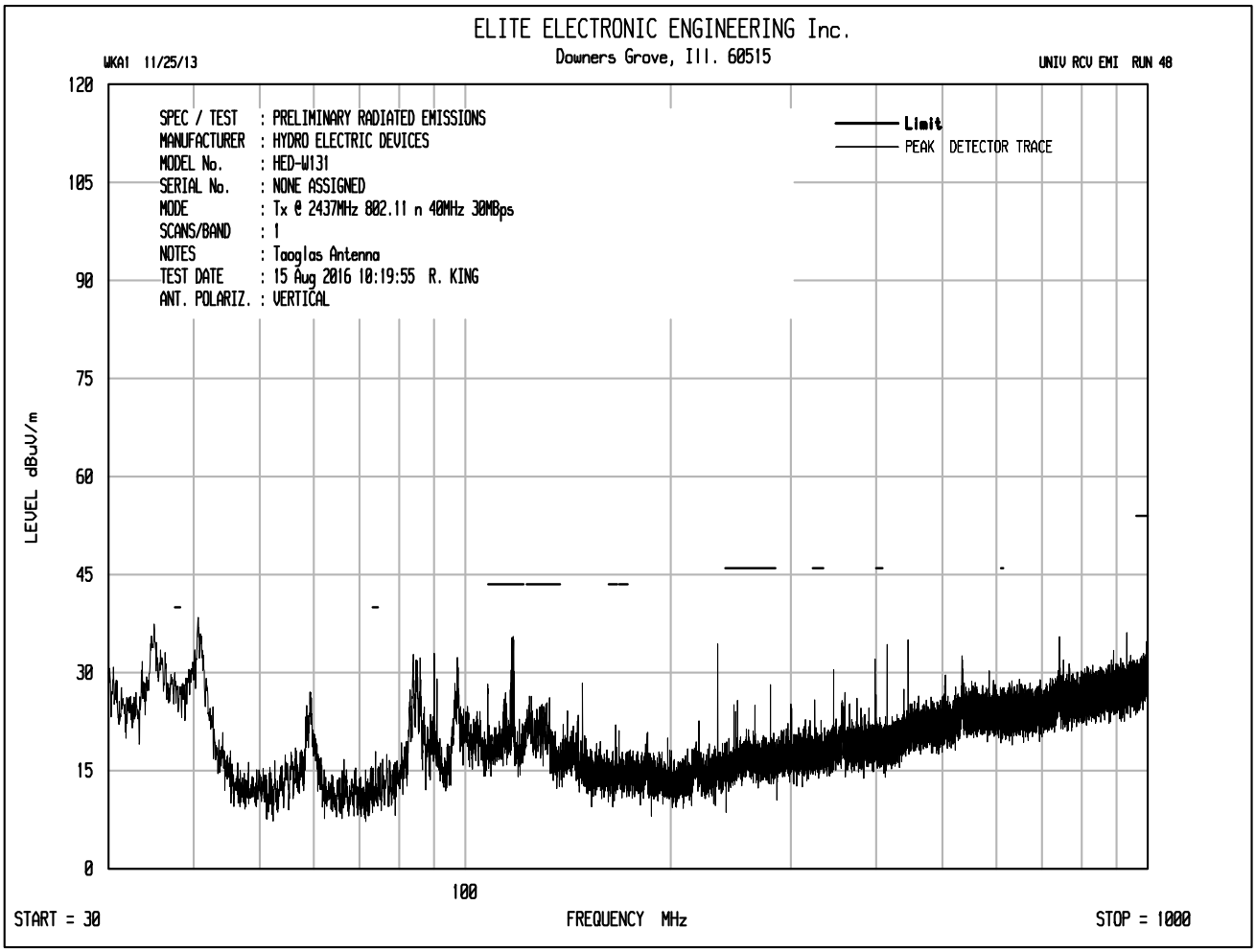
ELITE ELECTRONIC ENGINEERING Inc.
Downers Grove, Ill. 60515
WKA1 11/25/13
UNIV RCV EMI RUN 40
SPEC / TEST : PRELIMINARY RADIATED EMISSIONS
MANUFACTURER : HYDRO ELECTRIC DEVICES
MODEL No. : HED-W131
SERIAL No. : NONE ASSIGNED
MODE : Tx @ 2437MHz 802.11 n 40MHz 30MBps
SCANS/BAND : 1
NOTES : Taoglas Antenna
TEST DATE : 15 Aug 2016 10:19:55 R. KING
ANT. POLARIZ. : VERTICAL
Limit
PEAK DETECTOR TRACE
LEVEL dBuV/m
120
105
90
75
60
45
30
15
0
100
START = 30
FREQUENCY MHz
STOP = 1000

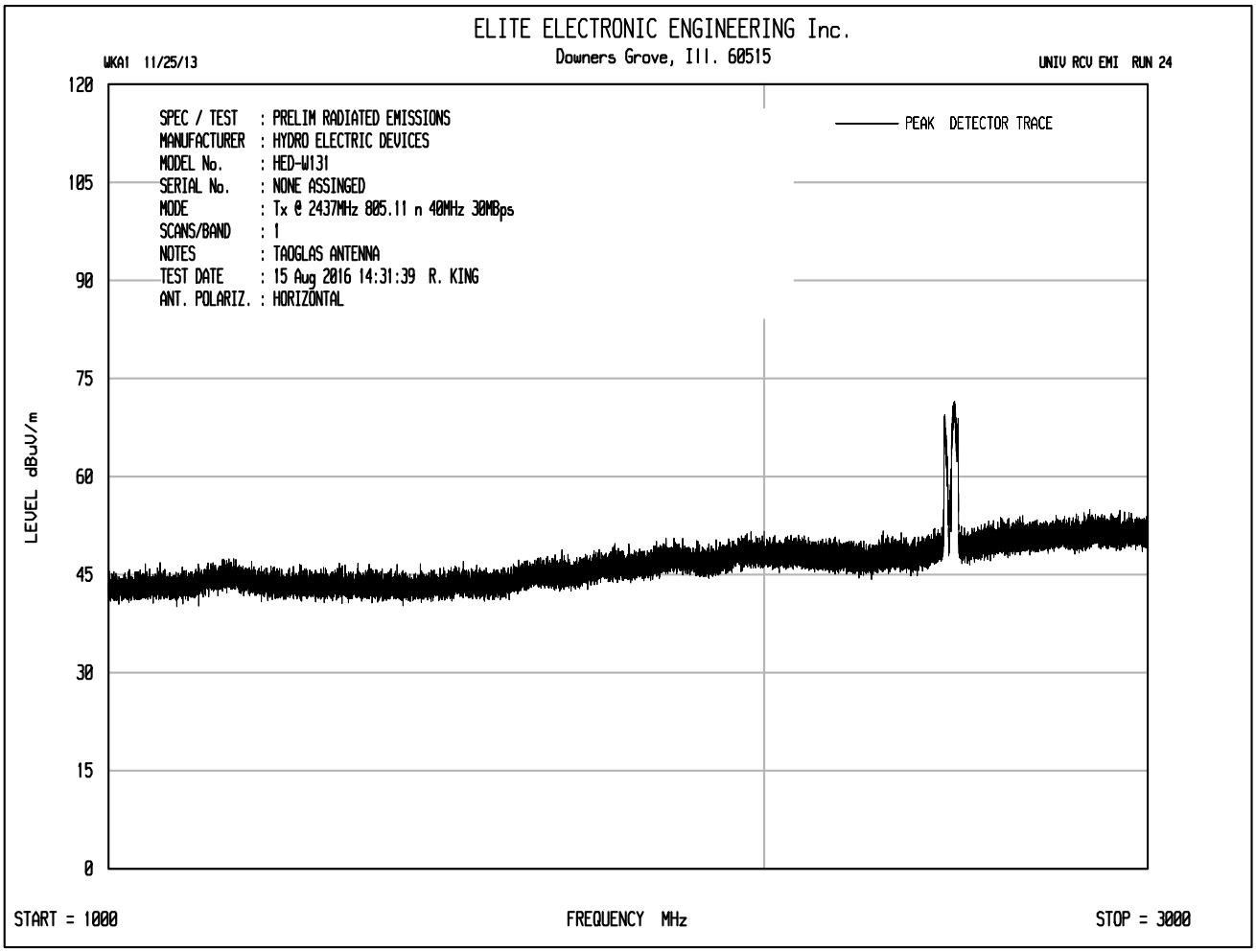
ELITE ELECTRONIC ENGINEERING Inc.
Downers Grove, Ill. 60515
WKA1 11/25/13
UNIV RCV EMI RUN 24
SPEC / TEST : PRELIM RADIATED EMISSIONS
MANUFACTURER : HYDRO ELECTRIC DEVICES
MODEL No. : HED-W131
SERIAL No. : NONE ASSINGED
MODE : Tx @ 2437MHz 805.11 n 40MHz 30MBps
SCANS/BAND : 1
NOTES : TAOGLAS ANTENNA
TEST DATE : 15 Aug 2016 14:31:39 R. KING
ANT. POLARIZ. : HORIZONTAL
PEAK DETECTOR TRACE
LEVEL dBuV/m
120
105
90
75
60
45
30
15
0
START = 1000
FREQUENCY MHz
STOP = 3000

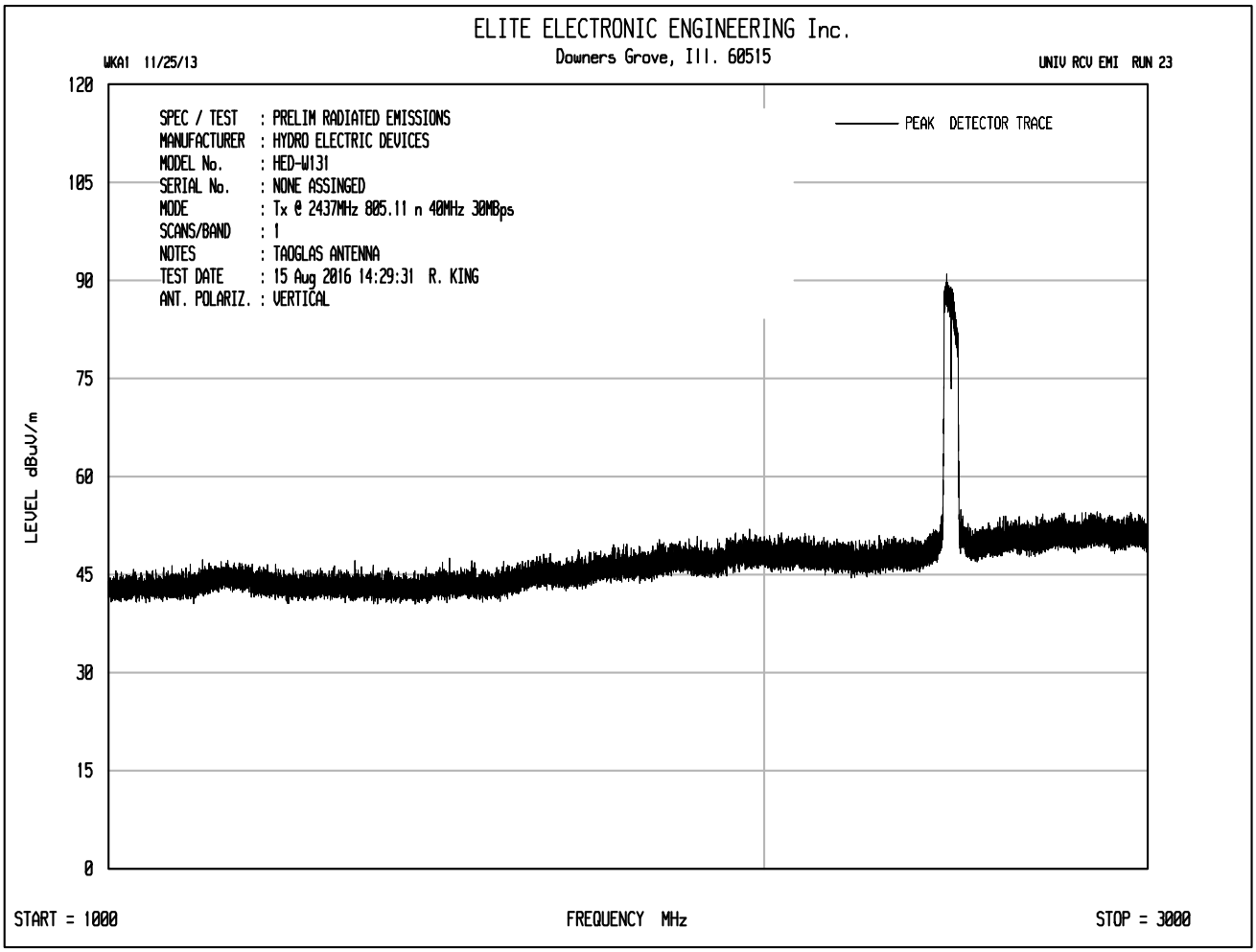
ELITE ELECTRONIC ENGINEERING Inc.
Downers Grove, Ill. 60515
WKA1 11/25/13
UNIV RCV EMI RUN 23
SPEC / TEST : PRELIM RADIATED EMISSIONS
MANUFACTURER : HYDRO ELECTRIC DEVICES
MODEL No. : HED-W131
SERIAL No. : NONE ASSINGED
MODE : Tx @ 2437MHz 805.11 n 40MHz 30MBps
SCANS/BAND : 1
NOTES : TAOGLAS ANTENNA
TEST DATE : 15 Aug 2016 14:29:31 R. KING
ANT. POLARIZ. : VERTICAL
PEAK DETECTOR TRACE
LEVEL dBuV/m
120
105
90
75
60
45
30
15
0
START = 1000
FREQUENCY MHz
STOP = 3000

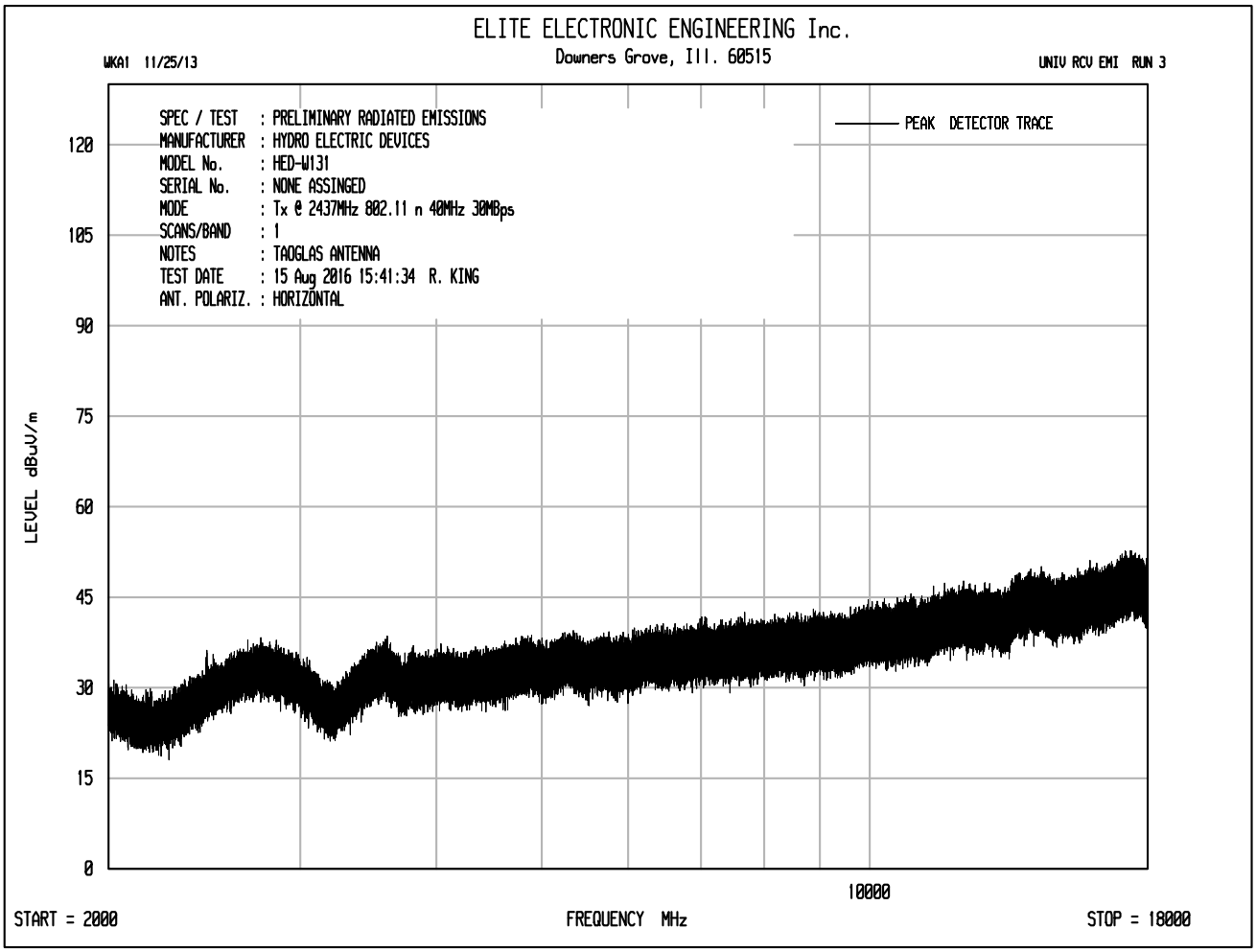
ELITE ELECTRONIC ENGINEERING Inc.
Downers Grove, Ill. 60515
WKA1 11/25/13
UNIV RCV EMI RUN 3
SPEC / TEST : PRELIMINARY RADIATED EMISSIONS
MANUFACTURER : HYDRO ELECTRIC DEVICES
MODEL No. : HED-W131
SERIAL No. : NONE ASSINGED
MODE : Tx @ 2437MHz 802.11 n 40MHz 30MBps
SCANS/BAND : 1
NOTES : TAOGLAS ANTENNA
TEST DATE : 15 Aug 2016 15:41:34 R. KING
ANT. POLARIZ. : HORIZONTAL
PEAK DETECTOR TRACE
LEVEL dBuV/m
120
105
90
75
60
45
30
15
0
10000
START = 2000
FREQUENCY MHz
STOP = 18000

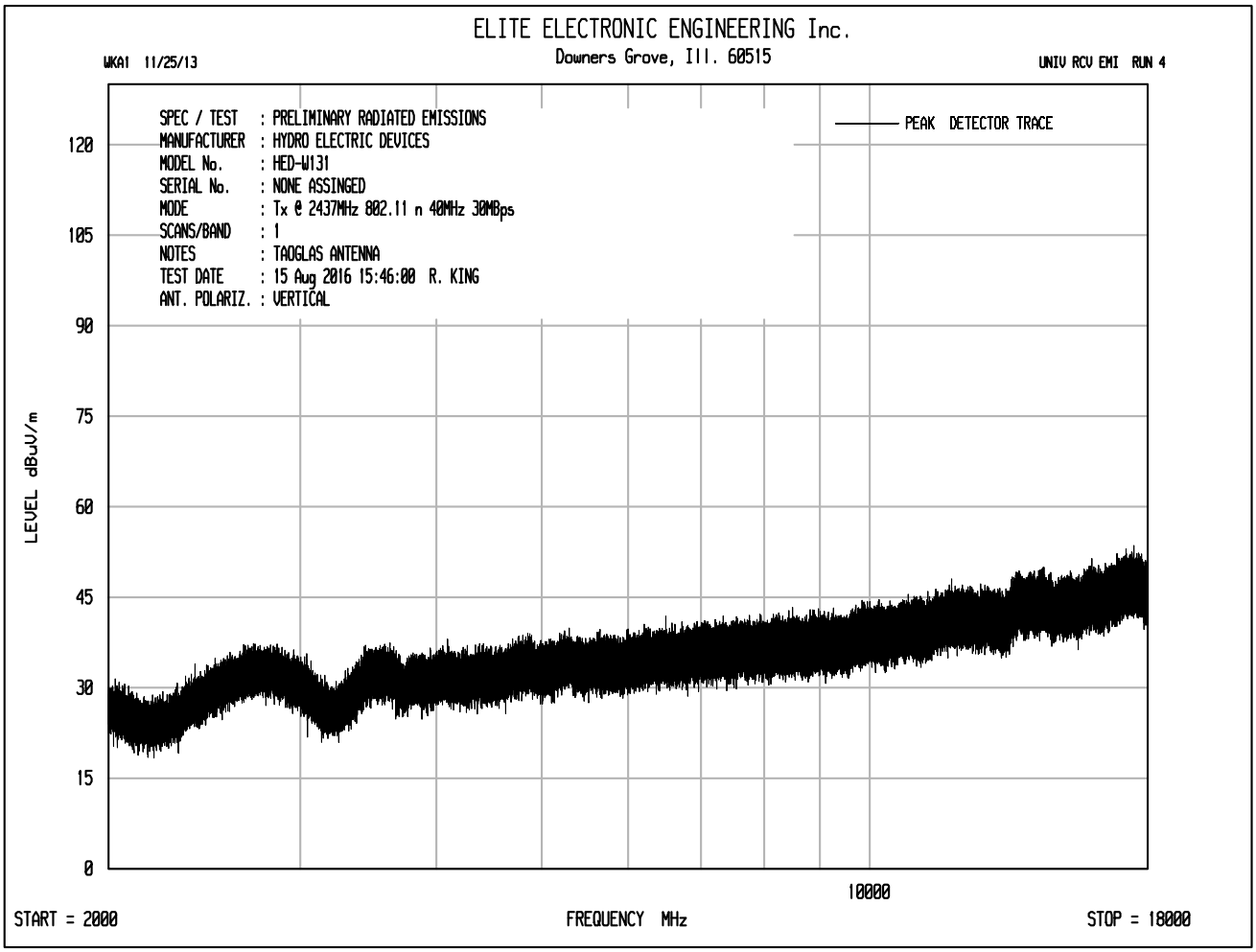
ELITE ELECTRONIC ENGINEERING Inc.
Downers Grove, Ill. 60515
WKA1 11/25/13
UNIV RCV EMI RUN 4
SPEC / TEST : PRELIMINARY RADIATED EMISSIONS
MANUFACTURER : HYDRO ELECTRIC DEVICES
MODEL No. : HED-W131
SERIAL No. : NONE ASSINGED
MODE : Tx @ 2437MHz 802.11 n 40MHz 30MBps
SCANS/BAND : 1
NOTES : TAOGLAS ANTENNA
TEST DATE : 15 Aug 2016 15:46:00 R. KING
ANT. POLARIZ. : VERTICAL
PEAK DETECTOR TRACE
LEVEL dBuV/m
120
105
90
75
60
45
30
15
0
10000
START = 2000
FREQUENCY MHz
STOP = 18000

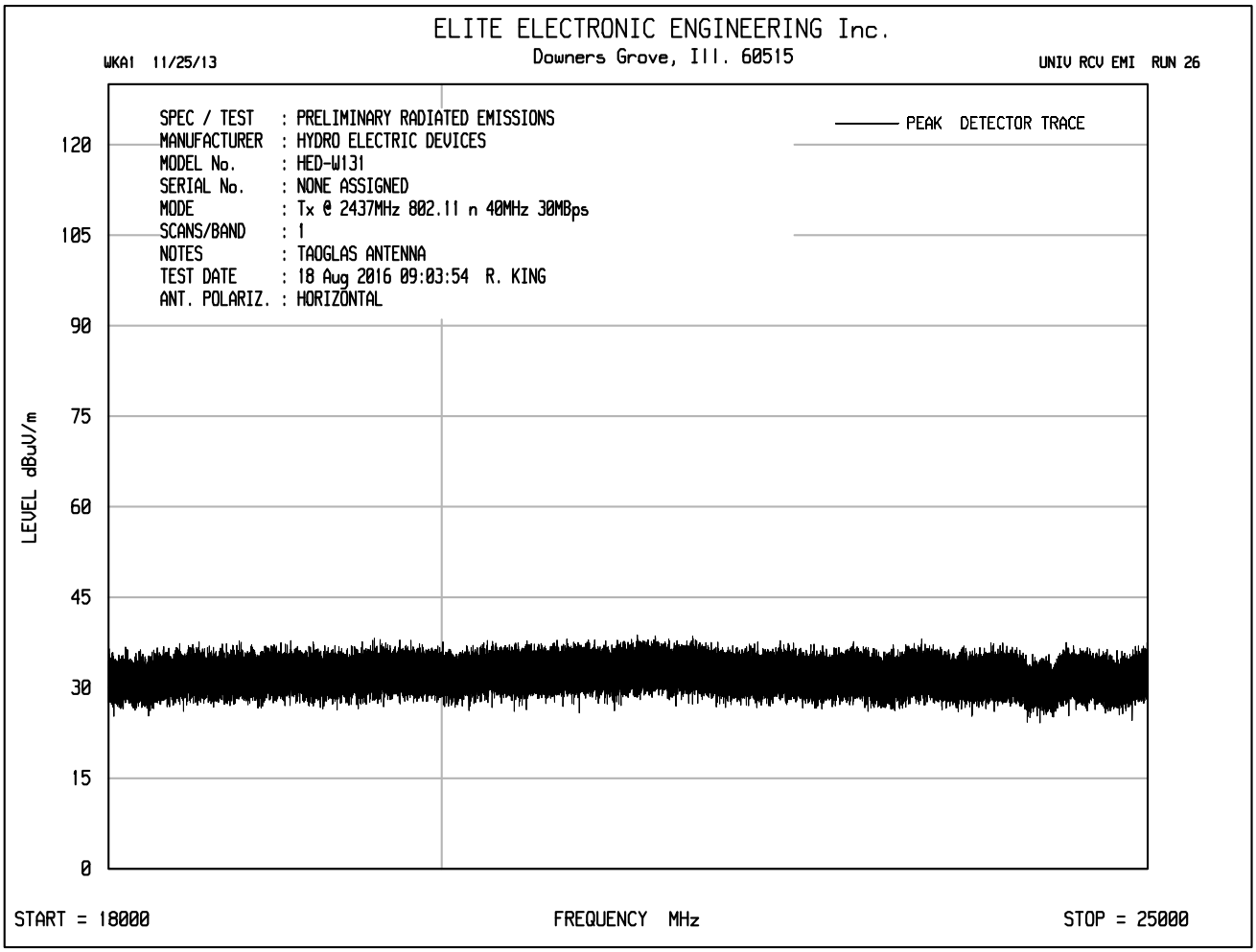
ELITE ELECTRONIC ENGINEERING Inc.
Downers Grove, Ill. 60515
WKA1 11/25/13
UNIV RCV EMI RUN 26
SPEC / TEST : PRELIMINARY RADIATED EMISSIONS
MANUFACTURER : HYDRO ELECTRIC DEVICES
MODEL No. : HED-W131
SERIAL No. : NONE ASSIGNED
MODE : Tx @ 2437MHz 802.11 n 40MHz 30MBps
SCANS/BAND : 1
NOTES : TAOGLAS ANTENNA
TEST DATE : 18 Aug 2016 09:03:54 R. KING
ANT. POLARIZ. : HORIZONTAL
PEAK DETECTOR TRACE
LEVEL dBuV/m
120
105
90
75
60
45
30
15
0
START = 18000
FREQUENCY MHz
STOP = 25000

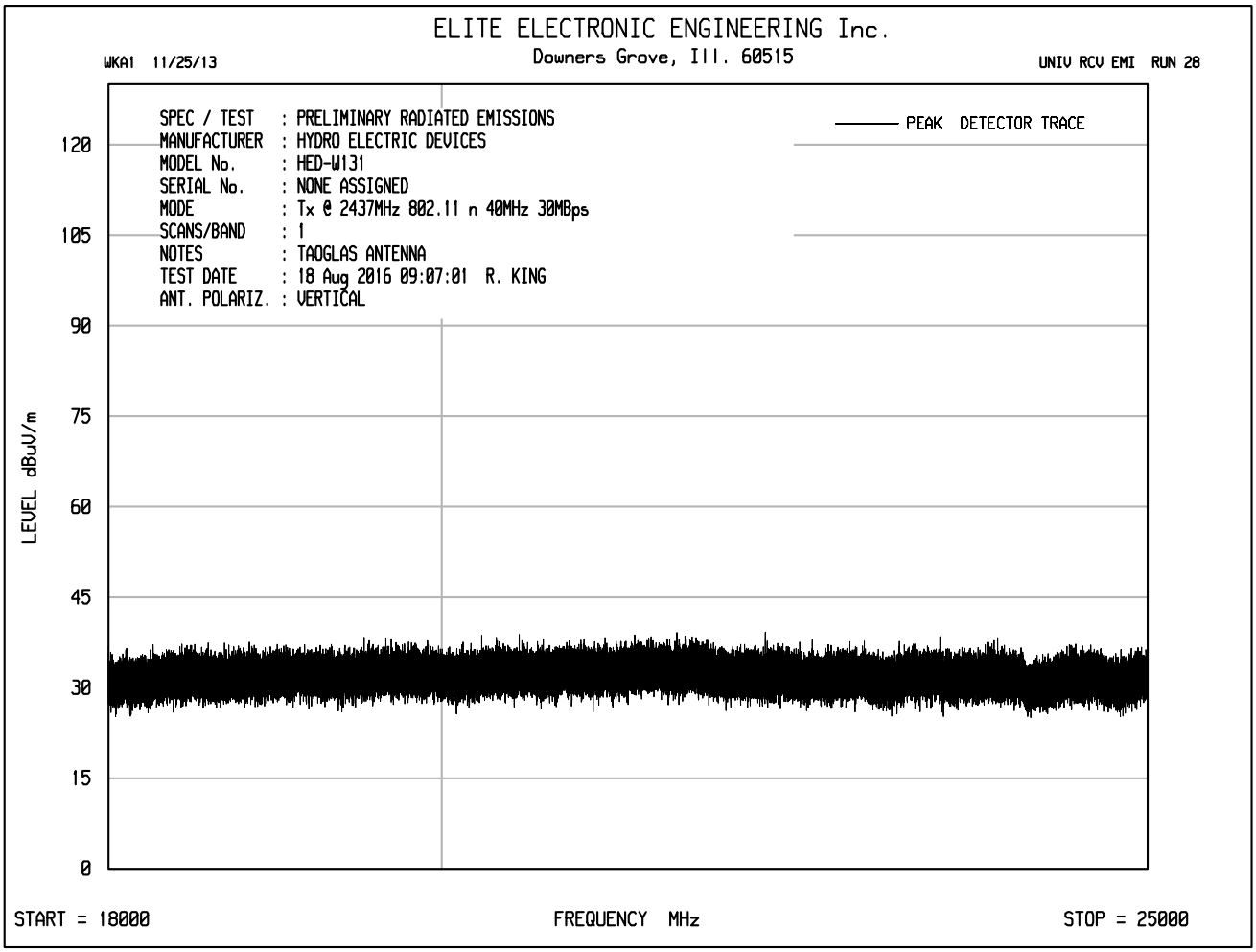
ELITE ELECTRONIC ENGINEERING Inc.
Downers Grove, Ill. 60515
WKA1 11/25/13
UNIV RCV EMI RUN 28
SPEC / TEST : PRELIMINARY RADIATED EMISSIONS
MANUFACTURER : HYDRO ELECTRIC DEVICES
MODEL No. : HED-W131
SERIAL No. : NONE ASSIGNED
MODE : Tx @ 2437MHz 802.11 n 40MHz 30MBps
SCANS/BAND : 1
NOTES : TAOGLAS ANTENNA
TEST DATE : 18 Aug 2016 09:07:01 R. KING
ANT. POLARIZ. : VERTICAL
PEAK DETECTOR TRACE
LEVEL dBuV/m
120
105
90
75
60
45
30
15
0
START = 18000
FREQUENCY MHz
STOP = 25000

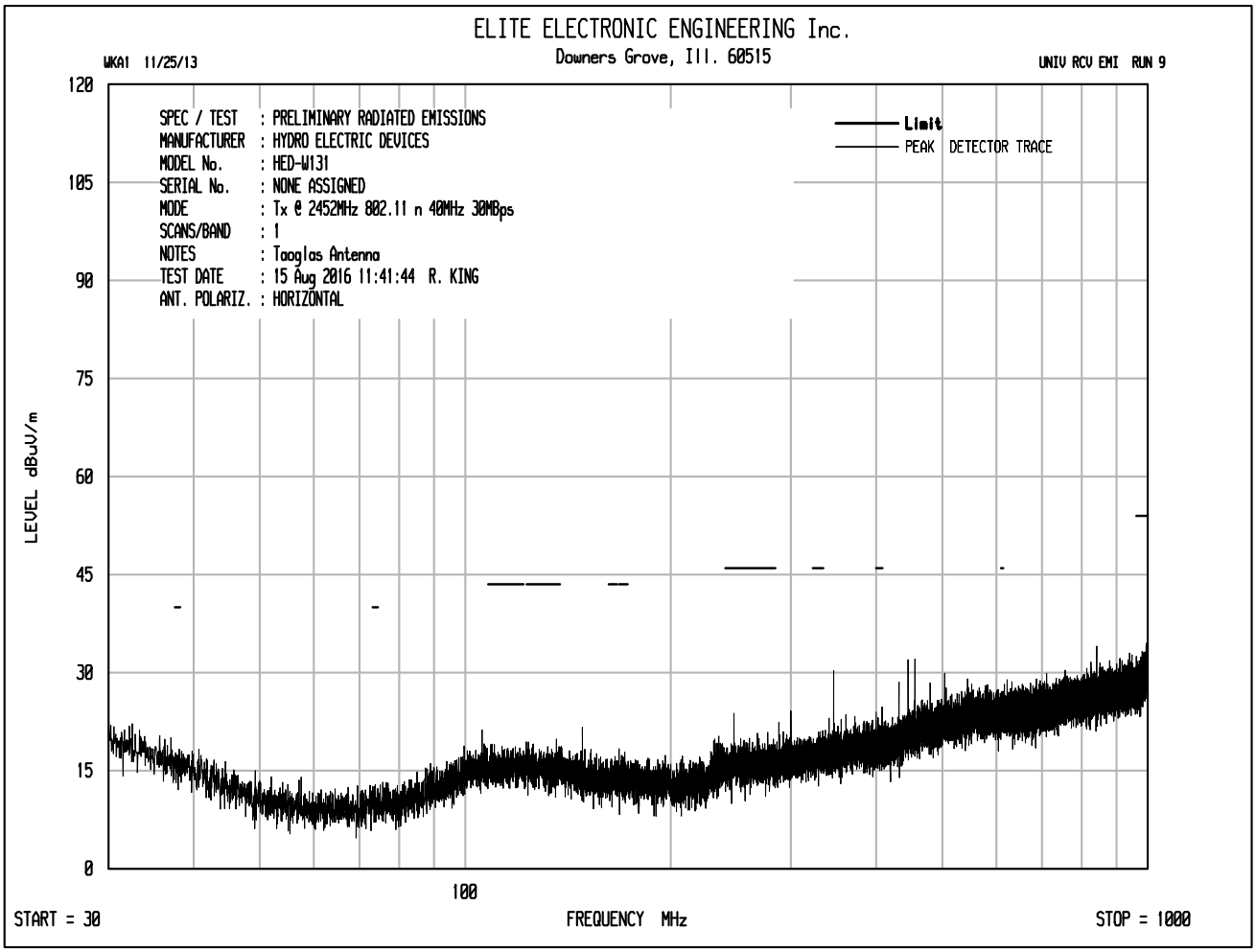
ELITE ELECTRONIC ENGINEERING Inc.
Downers Grove, Ill. 60515
WKA1 11/25/13
UNIV RCV EMI RUN 9
SPEC / TEST : PRELIMINARY RADIATED EMISSIONS
MANUFACTURER : HYDRO ELECTRIC DEVICES
MODEL No. : HED-W131
SERIAL No. : NONE ASSIGNED
MODE : Tx @ 2452MHz 802.11 n 40MHz 30MBps
SCANS/BAND : 1
NOTES : Taoglas Antenna
TEST DATE : 15 Aug 2016 11:41:44 R. KING
ANT. POLARIZ. : HORIZONTAL
Limit
PEAK DETECTOR TRACE
LEVEL dBuV/m
120
105
90
75
60
45
30
15
0
100
START = 30
FREQUENCY MHz
STOP = 1000

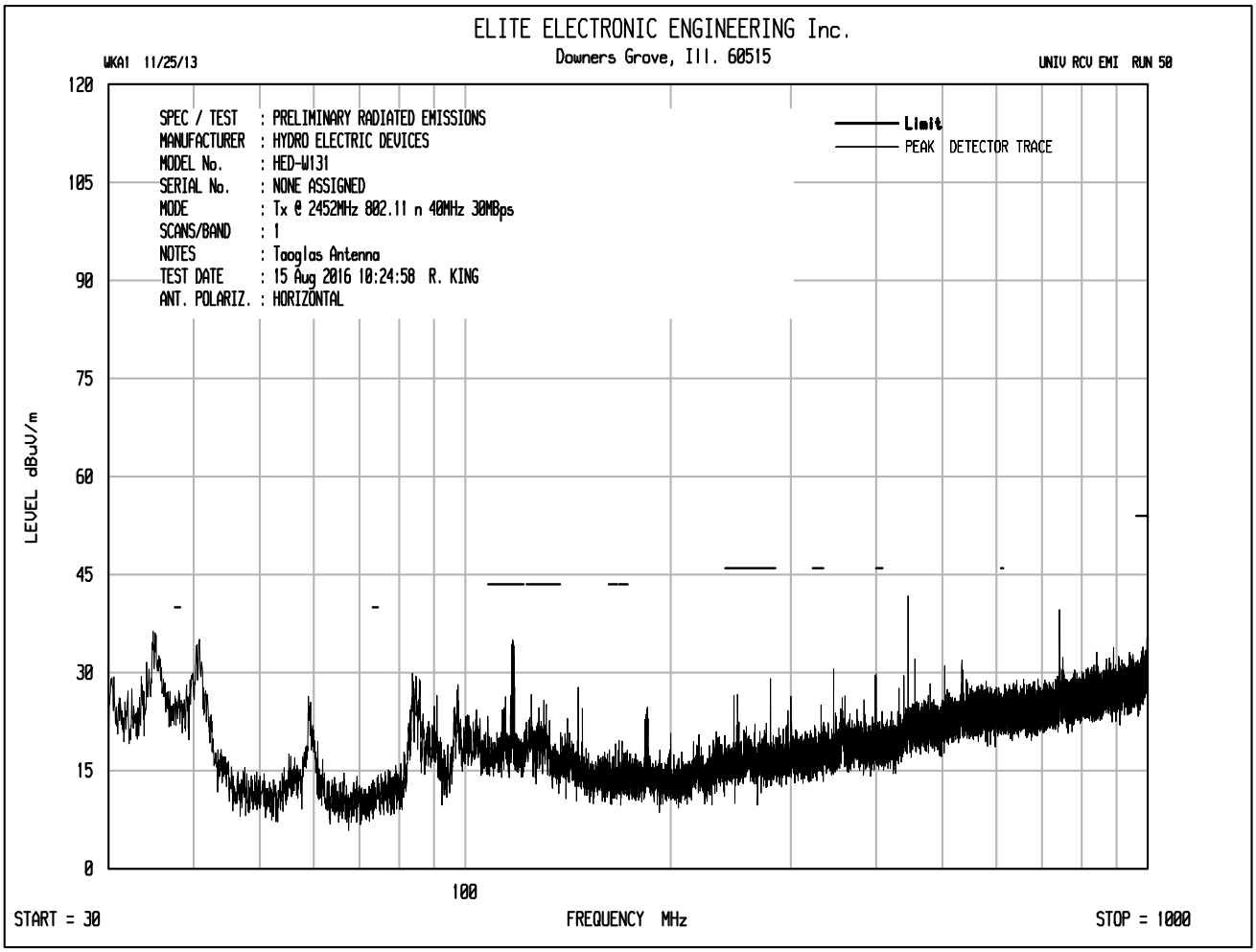
ELITE ELECTRONIC ENGINEERING Inc.
Downers Grove, Ill. 60515
WKA1 11/25/13
UNIV RCV EMI RUN 50
SPEC / TEST : PRELIMINARY RADIATED EMISSIONS
MANUFACTURER : HYDRO ELECTRIC DEVICES
MODEL No. : HED-W131
SERIAL No. : NONE ASSIGNED
MODE : Tx @ 2452MHz 802.11 n 40MHz 30MBps
SCANS/BAND : 1
NOTES : Taoglas Antenna
TEST DATE : 15 Aug 2016 10:24:58 R. KING
ANT. POLARIZ. : HORIZONTAL
Limit
PEAK DETECTOR TRACE
LEVEL dBuV/m
120
105
90
75
60
45
30
15
0
100
START = 30
FREQUENCY MHz
STOP = 1000

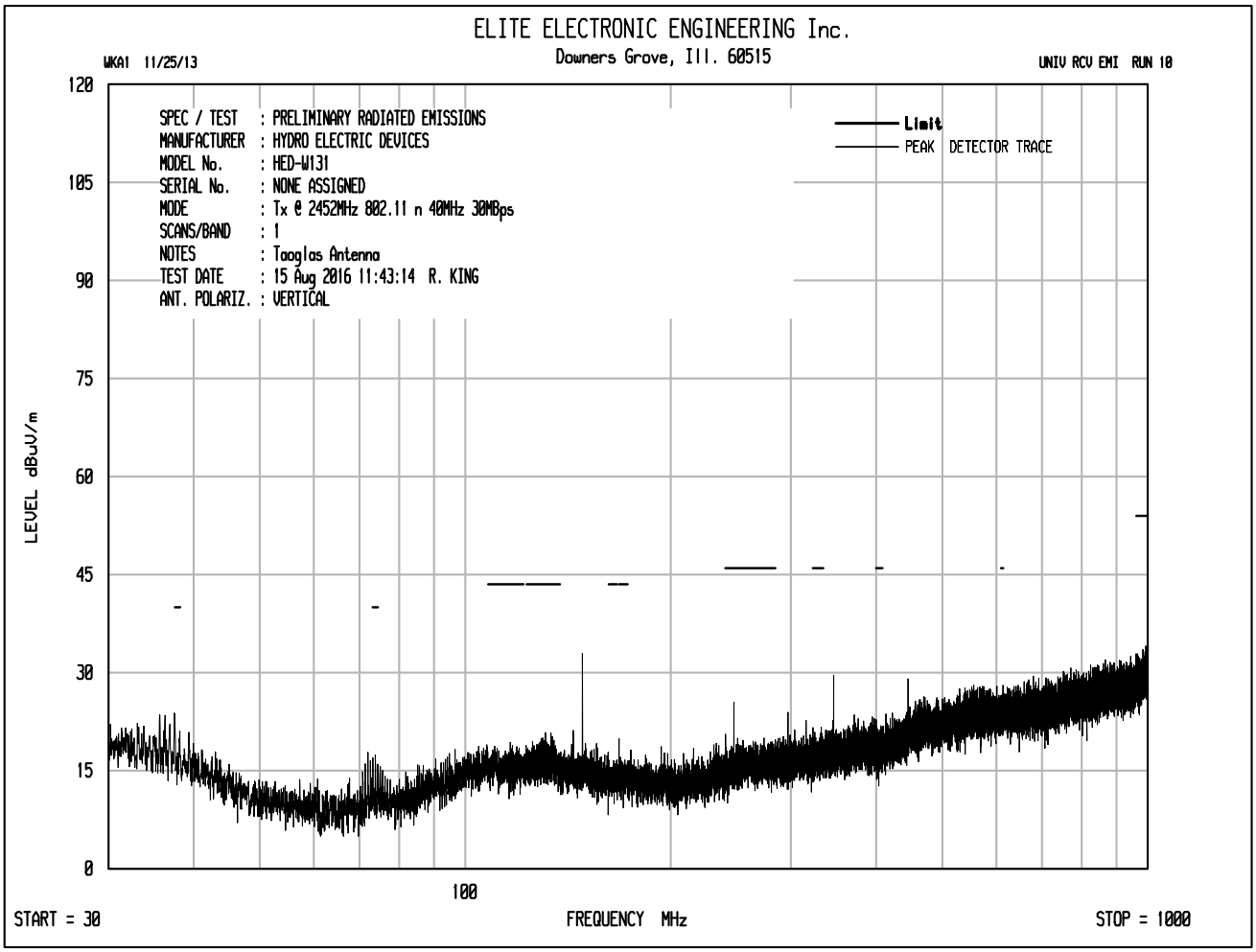
ELITE ELECTRONIC ENGINEERING Inc.
Downers Grove, Ill. 60515
WKA1 11/25/13
UNIV RCV EMI RUN 10
SPEC / TEST : PRELIMINARY RADIATED EMISSIONS
MANUFACTURER : HYDRO ELECTRIC DEVICES
MODEL No. : HED-W131
SERIAL No. : NONE ASSIGNED
MODE : Tx @ 2452MHz 802.11 n 40MHz 30MBps
SCANS/BAND : 1
NOTES : Taoglas Antenna
TEST DATE : 15 Aug 2016 11:43:14 R. KING
ANT. POLARIZ. : VERTICAL
Limit
PEAK DETECTOR TRACE
LEVEL dBuV/m
120
105
90
75
60
45
30
15
0
100
START = 30
FREQUENCY MHz
STOP = 1000

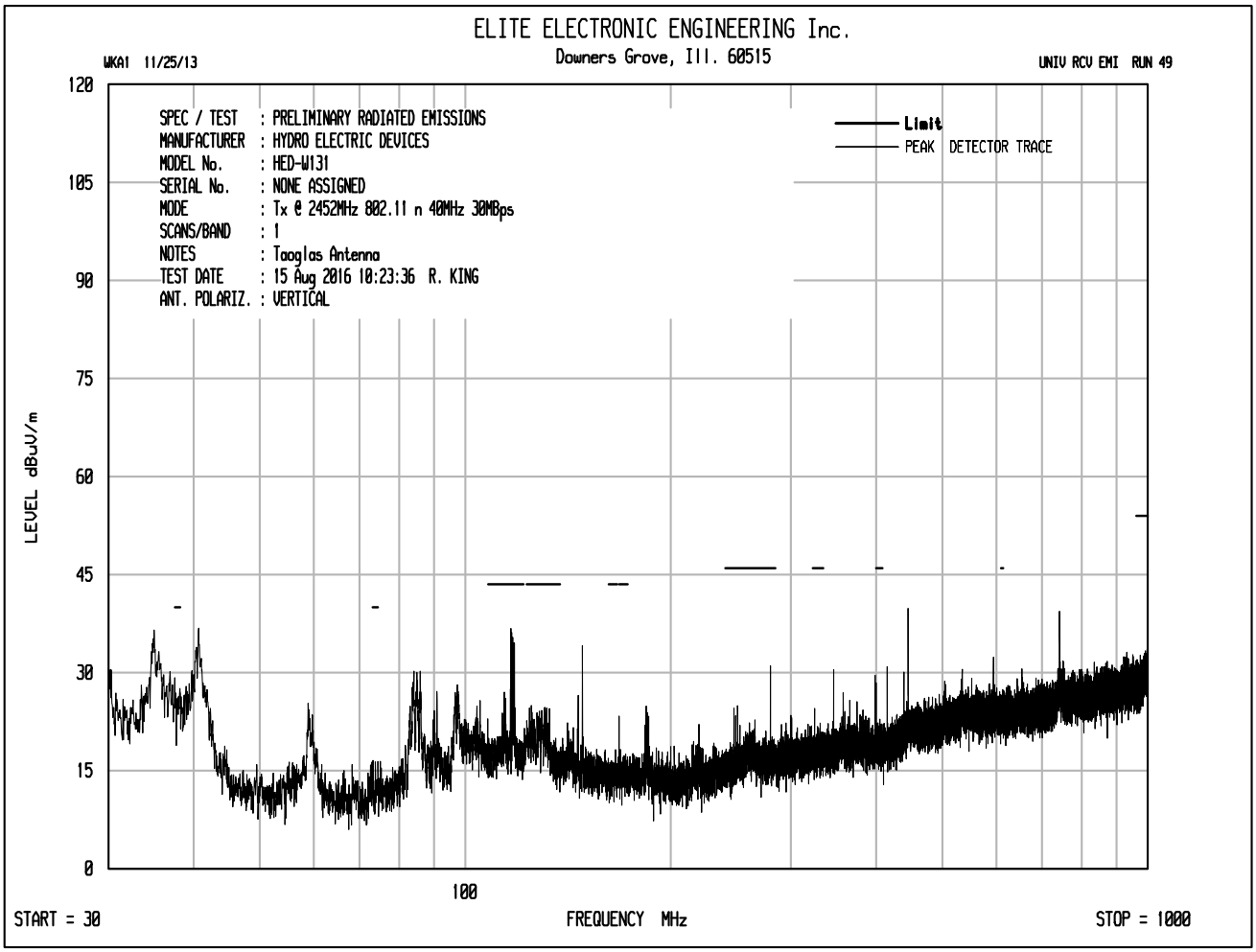
ELITE ELECTRONIC ENGINEERING Inc.
Downers Grove, Ill. 60515
WKA1 11/25/13
UNIV RCV EMI RUN 49
SPEC / TEST : PRELIMINARY RADIATED EMISSIONS
MANUFACTURER : HYDRO ELECTRIC DEVICES
MODEL No. : HED-W131
SERIAL No. : NONE ASSIGNED
MODE : Tx @ 2452MHz 802.11 n 40MHz 30MBps
SCANS/BAND : 1
NOTES : Taoglas Antenna
TEST DATE : 15 Aug 2016 10:23:36 R. KING
ANT. POLARIZ. : VERTICAL
Limit
PEAK DETECTOR TRACE
LEVEL dBuV/m
120
105
90
75
60
45
30
15
0
100
START = 30
FREQUENCY MHz
STOP = 1000

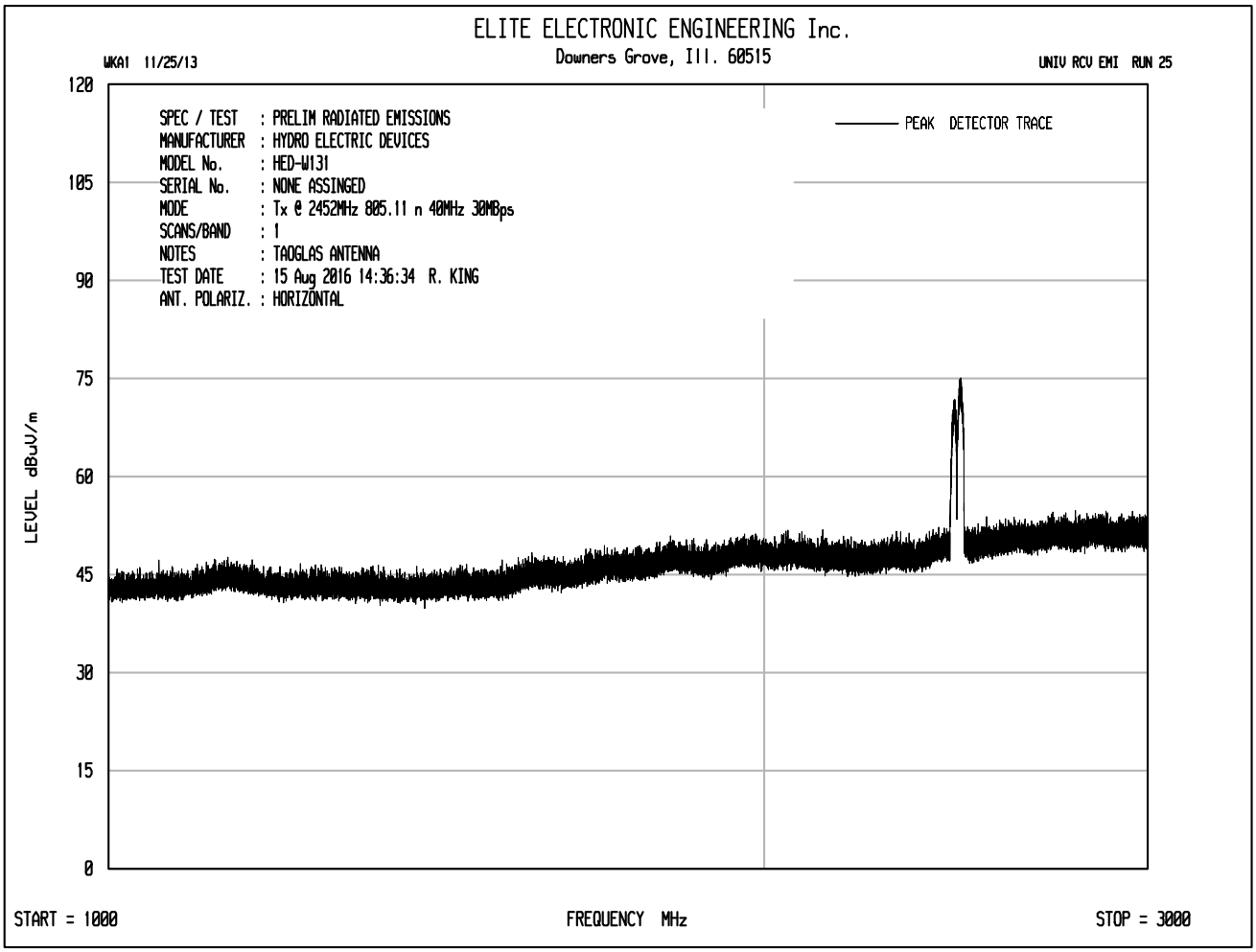
ELITE ELECTRONIC ENGINEERING Inc.
Downers Grove, Ill. 60515
WKA1 11/25/13
UNIV RCV EMI RUN 25
SPEC / TEST : PRELIM RADIATED EMISSIONS
MANUFACTURER : HYDRO ELECTRIC DEVICES
MODEL No. : HED-W131
SERIAL No. : NONE ASSINGED
MODE : Tx @ 2452MHz 805.11 n 40MHz 30MBps
SCANS/BAND : 1
NOTES : TAOGLAS ANTENNA
TEST DATE : 15 Aug 2016 14:36:34 R. KING
ANT. POLARIZ. : HORIZONTAL
PEAK DETECTOR TRACE
LEVEL dBuV/m
120
105
90
75
60
45
30
15
0
START = 1000
FREQUENCY MHz
STOP = 3000

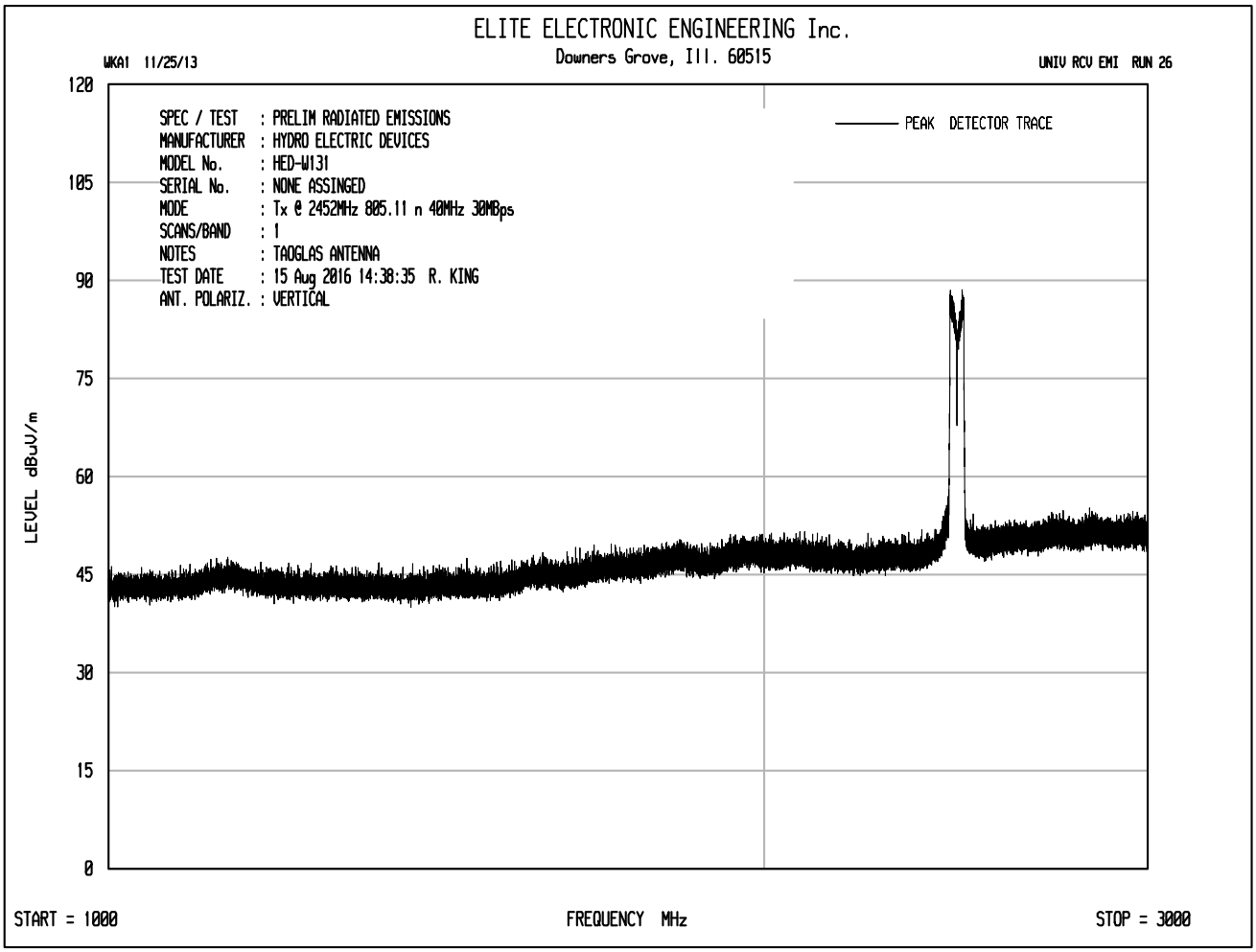
ELITE ELECTRONIC ENGINEERING Inc.
Downers Grove, Ill. 60515
WKA1 11/25/13
UNIV RCV EMI RUN 26
SPEC / TEST : PRELIM RADIATED EMISSIONS
MANUFACTURER : HYDRO ELECTRIC DEVICES
MODEL No. : HED-W131
SERIAL No. : NONE ASSINGED
MODE : Tx @ 2452MHz 805.11 n 40MHz 30MBps
SCANS/BAND : 1
NOTES : TAOGLAS ANTENNA
TEST DATE : 15 Aug 2016 14:38:35 R. KING
ANT. POLARIZ. : VERTICAL
PEAK DETECTOR TRACE
LEVEL dBuV/m
120
105
90
75
60
45
30
15
0
START = 1000
FREQUENCY MHz
STOP = 3000

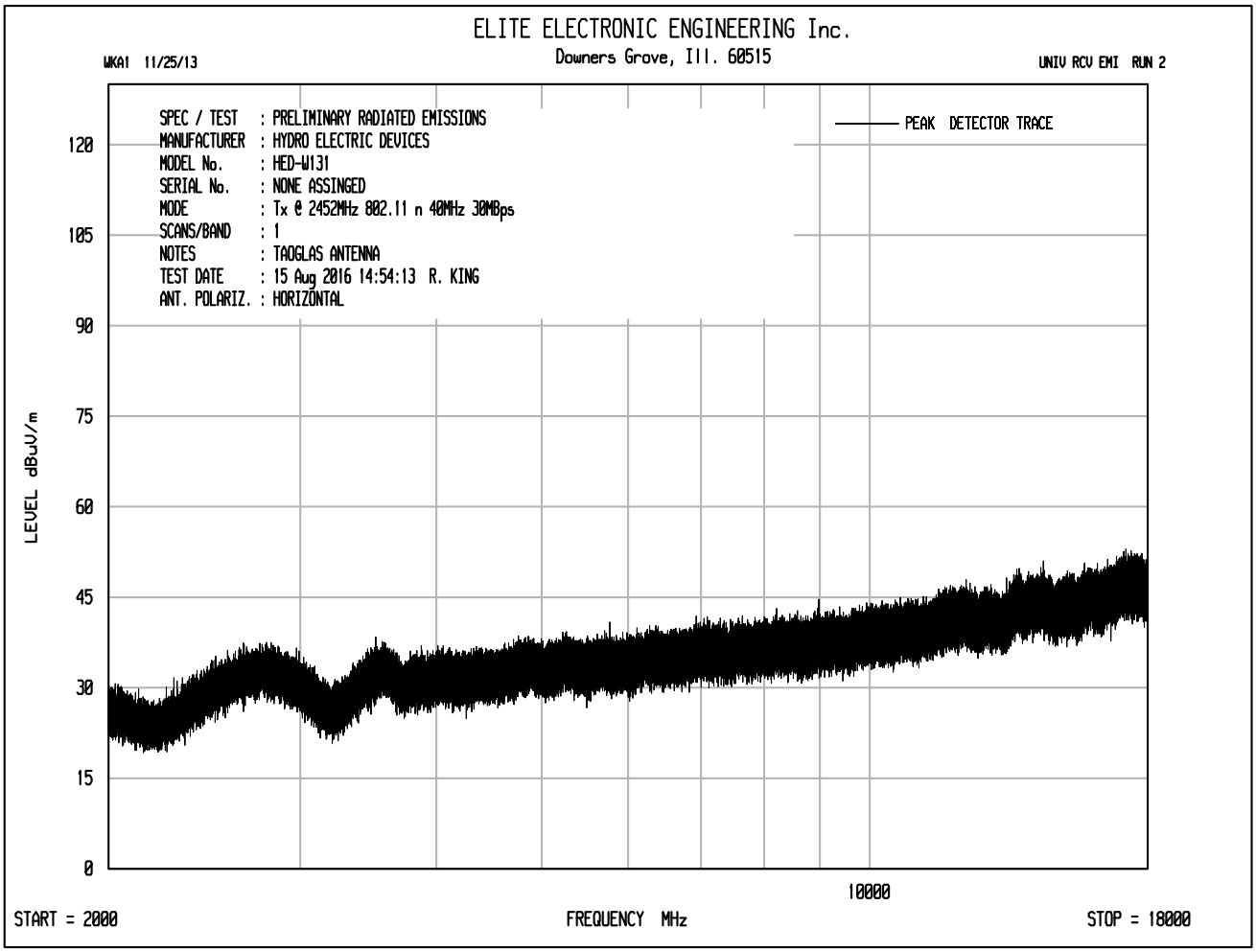
ELITE ELECTRONIC ENGINEERING Inc.
Downers Grove, Ill. 60515
WKA1 11/25/13
UNIV RCV EMI RUN 2
SPEC / TEST : PRELIMINARY RADIATED EMISSIONS
MANUFACTURER : HYDRO ELECTRIC DEVICES
MODEL No. : HED-W131
SERIAL No. : NONE ASSINGED
MODE : Tx @ 2452MHz 802.11 n 40MHz 30MBps
SCANS/BAND : 1
NOTES : TAOGLAS ANTENNA
TEST DATE : 15 Aug 2016 14:54:13 R. KING
ANT. POLARIZ. : HORIZONTAL
PEAK DETECTOR TRACE
LEVEL dBuV/m
120
105
90
75
60
45
30
15
0
10000
START = 2000
FREQUENCY MHz
STOP = 18000

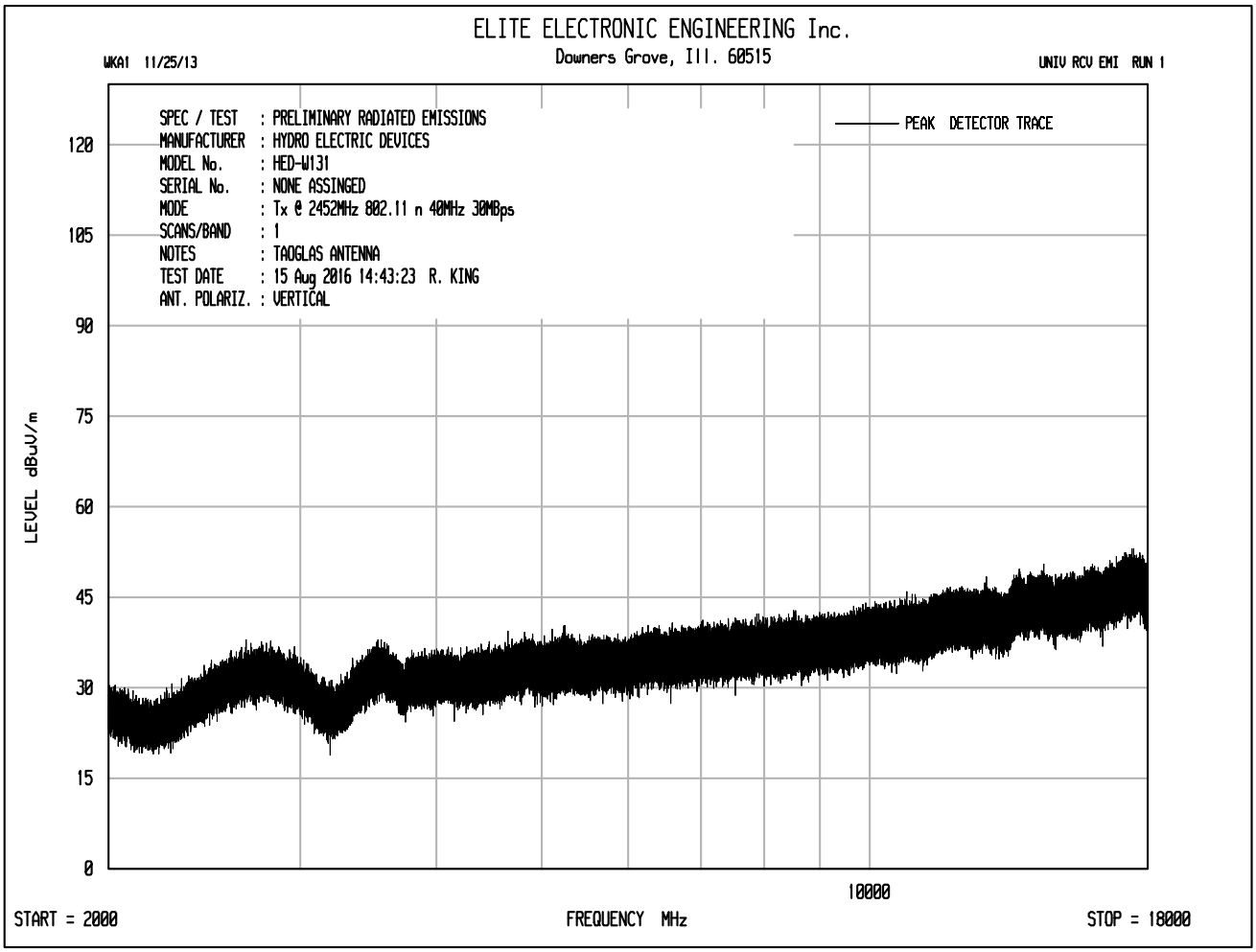
ELITE ELECTRONIC ENGINEERING Inc.
Downers Grove, Ill. 60515
WKA1 11/25/13
UNIV RCV EMI RUN 1
SPEC / TEST : PRELIMINARY RADIATED EMISSIONS
MANUFACTURER : HYDRO ELECTRIC DEVICES
MODEL No. : HED-W131
SERIAL No. : NONE ASSINGED
MODE : Tx @ 2452MHz 802.11 n 40MHz 30MBps
SCANS/BAND : 1
NOTES : TAOGLAS ANTENNA
TEST DATE : 15 Aug 2016 14:43:23 R. KING
ANT. POLARIZ. : VERTICAL
PEAK DETECTOR TRACE
LEVEL dBuV/m
120
105
90
75
60
45
30
15
0
10000
START = 2000
FREQUENCY MHz
STOP = 18000

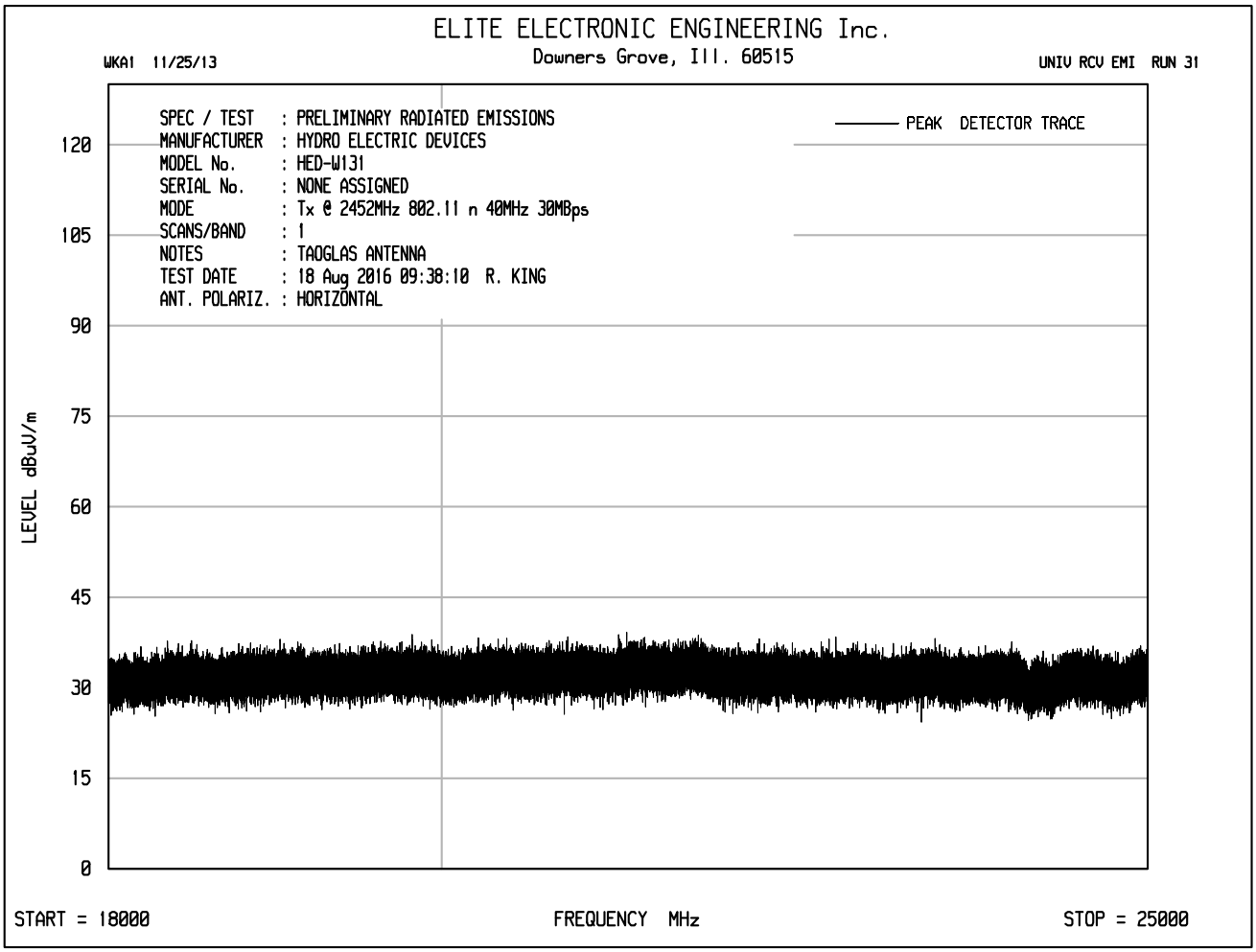
ELITE ELECTRONIC ENGINEERING Inc.
Downers Grove, Ill. 60515
WKA1 11/25/13
UNIV RCV EMI RUN 31
SPEC / TEST : PRELIMINARY RADIATED EMISSIONS
MANUFACTURER : HYDRO ELECTRIC DEVICES
MODEL No. : HED-W131
SERIAL No. : NONE ASSIGNED
MODE : Tx @ 2452MHz 802.11 n 40MHz 30MBps
SCANS/BAND : 1
NOTES : TAOGLAS ANTENNA
TEST DATE : 18 Aug 2016 09:38:10 R. KING
ANT. POLARIZ. : HORIZONTAL
PEAK DETECTOR TRACE
LEVEL dBuV/m
120
105
90
75
60
45
30
15
0
START = 18000
FREQUENCY MHz
STOP = 25000

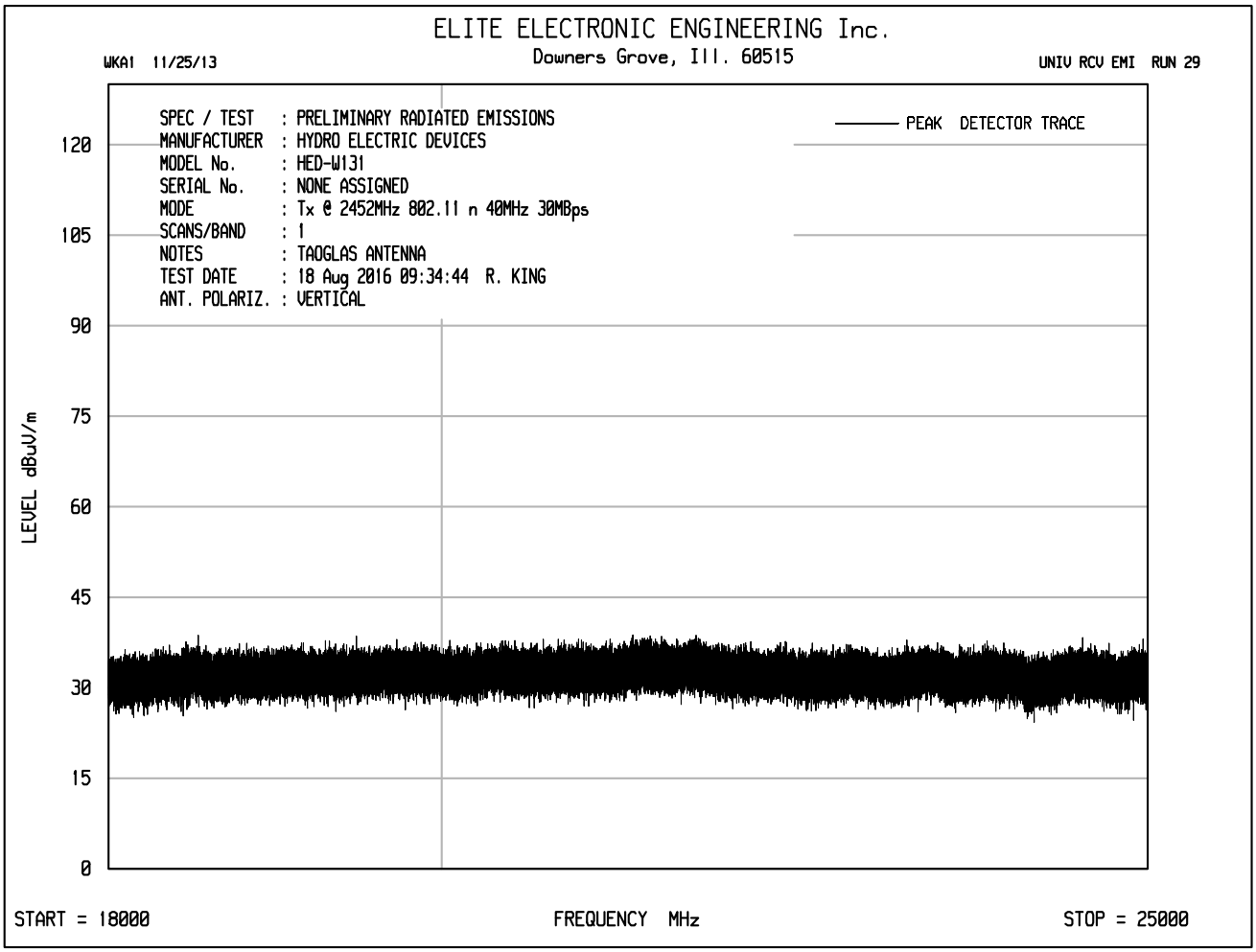
ELITE ELECTRONIC ENGINEERING Inc.
Downers Grove, Ill. 60515
WKA1 11/25/13
UNIV RCV EMI RUN 29
SPEC / TEST : PRELIMINARY RADIATED EMISSIONS
MANUFACTURER : HYDRO ELECTRIC DEVICES
MODEL No. : HED-W131
SERIAL No. : NONE ASSIGNED
MODE : Tx @ 2452MHz 802.11 n 40MHz 30MBps
SCANS/BAND : 1
NOTES : TAOGLAS ANTENNA
TEST DATE : 18 Aug 2016 09:34:44 R. KING
ANT. POLARIZ. : VERTICAL
PEAK DETECTOR TRACE
LEVEL dBuV/m
120
105
90
75
60
45
30
15
0
START = 18000
FREQUENCY MHz
STOP = 25000

Manufacturer : Hydro Electric Devices
Model No. : HED-W131
Serial No. : None Assigned
Date Tested : August 12-18, 2016
Test Performed : Radiated Spurious Emissions in Restricted Bands
Mode : Transmit at 2412MHz, 802.11b 1Mb/sec
Test Distance : 3 meters
Notes : Peak Readings with a 1MHz RBW
Notes : Taoglas Antenna Solutions Model SPARTAN MA600.A.ABC.007

Freq. MHz	Ant Pol	Meter Reading (dBuV)	Ambient	CBL Fac (dB)	Ant Fac (dB)	Pre Amp (dB)	Peak Total dBuV/m at 3m	Peak Total uV/m at 3 m	Peak Limit uV/m at 3 m	Margin (dB)
4824.00	H	47.6	*	4.8	34.6	-39.3	47.7	242.5	5000.0	-26.3
4824.00	V	47.5	*	4.8	34.6	-39.3	47.6	239.7	5000.0	-26.4
12060.00	H	47.6	*	8.0	38.8	-39.1	55.2	578.2	5000.0	-18.7
12060.00	V	47.5	*	8.0	38.8	-39.1	55.1	571.6	5000.0	-18.8
14472.00	H	47.5	*	8.7	40.0	-38.3	57.9	787.3	5000.0	-16.1
14472.00	V	47.0	*	8.7	40.0	-38.3	57.4	743.3	5000.0	-16.6
19296.00	H	33.0	*	2.2	40.4	-28.3	47.2	230.1	5000.0	-26.7
19296.00	V	33.4	*	2.2	40.4	-28.3	47.7	242.3	5000.0	-26.3

Peak Total (dBuV/m) = Meter Reading (dBuV) + CBL Fac (dB) + Ant Fac (dB) + Pre Amp (dB)

Peak Total (uV/m) = 10^(Peak Total (dBuV/m)/20)

Checked BY Richard E. King :

Richard E. King

Manufacturer : Hydro Electric Devices
Model No. : HED-W131
Serial No. : None Assigned
Date Tested : August 12-18, 2016
Test Performed : Radiated Spurious Emissions in Restricted Bands
Mode : Transmit at 2412MHz, 802.11b 1Mb/sec
Test Distance : 3 meters
Notes : Average Readings with a 1MHz RBW
Notes : Taoglas Antenna Solutions Model SPARTAN MA600.A.ABC.007

Freq. MHz	Ant Pol	Meter Reading (dBuV)	Ambient	CBL Fac (dB)	Ant Fac (dB)	Pre Amp (dB)	Average Total dBuV/m at 3m	Average Total uV/m at 3 m	Average Limit uV/m at 3 m	Margin (dB)
4824.00	H	34.3	*	4.8	34.6	-39.3	34.4	52.6	500.0	-19.6
4824.00	V	34.4	*	4.8	34.6	-39.3	34.5	53.2	500.0	-19.5
12060.00	H	34.0	*	8.0	38.8	-39.1	41.6	120.8	500.0	-12.3
12060.00	V	34.0	*	8.0	38.8	-39.1	41.7	121.5	500.0	-12.3
14472.00	H	34.0	*	8.7	40.0	-38.3	44.4	166.0	500.0	-9.6
14472.00	V	34.0	*	8.7	40.0	-38.3	44.4	165.8	500.0	-9.6
19296.00	H	20.4	*	2.2	40.4	-28.3	34.7	54.2	500.0	-19.3
19296.00	V	20.4	*	2.2	40.4	-28.3	34.7	54.2	500.0	-19.3

Average Total (dBuV/m) = Meter Reading (dBuV) + CBL Fac (dB) + Ant Fac (dB) + Pre Amp (dB)

Average Total (uV/m) = 10^(Peak Total (dBuV/m)/20)

Checked BY Richard E. King :

Richard E. King

Manufacturer : Hydro Electric Devices
Model No. : HED-W131
Serial No. : None Assigned
Date Tested : August 12-18, 2016
Test Performed : Radiated Spurious Emissions in Restricted Bands
Mode : Transmit at 2437MHz, 802.11b 1 Mb/sec
Test Distance : 3 meters
Notes : Peak Readings with a 1MHz RBW
Notes : Taoglas Antenna Solutions Model SPARTAN MA600.A.ABC.007

Freq. MHz	Ant Pol	Meter Reading (dBuV)	Ambient	CBL Fac (dB)	Ant Fac (dB)	Pre Amp (dB)	Peak Total dBuV/m at 3m	Peak Total uV/m at 3 m	Peak Limit uV/m at 3 m	Margin (dB)
4874.00	H	48.1	*	4.9	34.8	-39.3	48.4	263.9	5000.0	-25.6
4874.00	V	47.9	*	4.9	34.8	-39.3	48.2	257.6	5000.0	-25.8
7311.00	H	47.1	*	6.2	35.6	-39.4	49.4	295.0	5000.0	-24.6
7311.00	V	48.1	*	6.2	35.6	-39.4	50.5	333.3	5000.0	-23.5
12185.00	H	48.0	*	8.0	38.9	-39.1	55.8	616.1	5000.0	-18.2
12185.00	V	47.5	*	8.0	38.9	-39.1	55.3	581.6	5000.0	-18.7
19496.00	H	33.5	*	2.2	40.4	-28.6	47.5	238.0	5000.0	-26.4
19496.00	V	33.5	*	2.2	40.4	-28.6	47.5	238.0	5000.0	-26.4

Peak Total (dBuV/m) = Meter Reading (dBuV) + CBL Fac (dB) + Ant Fac (dB) + Pre Amp (dB)

Peak Total (uV/m) = 10^(Peak Total (dBuV/m)/20)

Checked BY Richard E. King :

Richard E. King

Manufacturer : Hydro Electric Devices
Model No. : HED-W131
Serial No. : None Assigned
Date Tested : August 12-18, 2016
Test Performed : Radiated Spurious Emissions in Restricted Bands
Mode : Transmit at 2437MHz, 802.11b 1 Mb/sec
Test Distance : 3 meters
Notes : Average Readings with a 1MHz RBW
Notes : Taoglas Antenna Solutions Model SPARTAN MA600.A.ABC.007

Freq. MHz	Ant Pol	Meter Reading (dBuV)	Ambient	CBL Fac (dB)	Ant Fac (dB)	Pre Amp (dB)	Average Total dBuV/m at 3m	Average Total uV/m at 3 m	Average Limit uV/m at 3 m	Margin (dB)
4874.00	H	34.7	*	4.9	34.8	-39.3	35.0	56.3	500.0	-19.0
4874.00	V	34.6	*	4.9	34.8	-39.3	34.9	55.6	500.0	-19.1
7311.00	H	34.5	*	6.2	35.6	-39.4	36.8	69.5	500.0	-17.1
7311.00	V	34.5	*	6.2	35.6	-39.4	36.8	69.4	500.0	-17.2
12185.00	H	34.3	*	8.0	38.9	-39.1	42.1	127.4	500.0	-11.9
12185.00	V	34.3	*	8.0	38.9	-39.1	42.1	127.2	500.0	-11.9
19496.00	H	20.9	*	2.2	40.4	-28.6	34.9	55.8	500.0	-19.0
19496.00	V	20.9	*	2.2	40.4	-28.6	34.9	55.8	500.0	-19.0

Average Total (dBuV/m) = Meter Reading (dBuV) + CBL Fac (dB) + Ant Fac (dB) + Pre Amp (dB)

Average Total (uV/m) = 10^(Peak Total (dBuV/m)/20)

Checked BY Richard E. King :

Richard E. King

Manufacturer : Hydro Electric Devices
Model No. : HED-W131
Serial No. : None Assigned
Date Tested : August 12-18, 2016
Test Performed : Radiated Spurious Emissions in Restricted Bands
Mode : Transmit at 2462MHz, 802.11b 1 Mb/sec
Test Distance : 3 meters
Notes : Peak Readings with a 1MHz RBW
Notes : Taoglas Antenna Solutions Model SPARTAN MA600.A.ABC.007

Freq. MHz	Ant Pol	Meter Reading (dBuV)	Ambient	CBL Fac (dB)	Ant Fac (dB)	Pre Amp (dB)	Peak Total dBuV/m at 3m	Peak Total uV/m at 3 m	Peak Limit uV/m at 3 m	Margin (dB)
4924.00	H	47.9	*	4.9	35.0	-39.3	48.4	263.3	5000.0	-25.6
4924.00	V	47.6	*	4.9	35.0	-39.3	48.1	254.9	5000.0	-25.9
7386.00	H	47.1	*	6.2	35.7	-39.4	49.5	299.4	5000.0	-24.5
7386.00	V	45.9	*	6.2	35.7	-39.4	48.3	261.4	5000.0	-25.6
12310.00	H	47.4	*	8.0	38.9	-39.0	55.2	577.0	5000.0	-18.8
12310.00	V	47.5	*	8.0	38.9	-39.0	55.3	585.1	5000.0	-18.6
19696.00	H	31.9	*	2.2	40.4	-28.3	46.3	205.5	5000.0	-27.7
19696.00	V	31.8	*	2.2	40.4	-28.3	46.2	203.6	5000.0	-27.8
22158.00	H	32.6	*	2.2	40.6	-29.1	46.3	206.1	5000.0	-27.7
22158.00	V	32.6	*	2.2	40.6	-29.1	46.3	206.1	5000.0	-27.7

Peak Total (dBuV/m) = Meter Reading (dBuV) + CBL Fac (dB) + Ant Fac (dB) + Pre Amp (dB)

Peak Total (uV/m) = 10^(Peak Total (dBuV/m)/20)

Checked BY Richard E. King :

Richard E. King

Manufacturer : Hydro Electric Devices
Model No. : HED-W131
Serial No. : None Assigned
Date Tested : August 12-18, 2016
Test Performed : Radiated Spurious Emissions in Restricted Bands
Mode : Transmit at 2462MHz, 802.11b 1 Mb/sec
Test Distance : 3 meters
Notes : Average Readings with a 1MHz RBW
Notes : Taoglas Antenna Solutions Model SPARTAN MA600.A.ABC.007

Freq. MHz	Ant Pol	Meter Reading (dBuV)	Ambient	CBL Fac (dB)	Ant Fac (dB)	Pre Amp (dB)	Average Total dBuV/m at 3m	Average Total uV/m at 3 m	Average Limit uV/m at 3 m	Margin (dB)
4924.00	H	34.6	*	4.9	35.0	-39.3	35.1	57.1	500.0	-18.9
4924.00	V	34.6	*	4.9	35.0	-39.3	35.2	57.5	500.0	-18.8
7386.00	H	33.9	*	6.2	35.7	-39.4	36.3	65.3	500.0	-17.7
7386.00	V	33.8	*	6.2	35.7	-39.4	36.3	65.0	500.0	-17.7
12310.00	H	34.2	*	8.0	38.9	-39.0	42.1	126.7	500.0	-11.9
12310.00	V	34.2	*	8.0	38.9	-39.0	42.0	126.5	500.0	-11.9
19696.00	H	20.1	*	2.2	40.4	-28.3	34.5	52.8	500.0	-19.5
19696.00	V	20.1	*	2.2	40.4	-28.3	34.5	52.8	500.0	-19.5
22158.00	H	20.5	*	2.2	40.6	-29.1	34.2	51.2	500.0	-19.8
22158.00	V	20.5	*	2.2	40.6	-29.1	34.2	51.2	500.0	-19.8

Average Total (dBuV/m) = Meter Reading (dBuV) + CBL Fac (dB) + Ant Fac (dB) + Pre Amp (dB)

Average Total (uV/m) = 10^(Peak Total (dBuV/m)/20)

Checked BY Richard E. King :

Richard E. King

Manufacturer : Hydro Electric Devices
Model No. : HED-W131
Serial No. : None Assigned
Date Tested : August 12-18, 2016
Test Performed : Radiated Spurious Emissions in Restricted Bands
Mode : Transmit at 2412MHz, 802.11g 6 Mb/sec
Test Distance : 3 meters
Notes : Peak Readings with a 1MHz RBW
Notes : Taoglas Antenna Solutions Model SPARTAN MA600.A.ABC.007

Freq. MHz	Ant Pol	Meter Reading (dBuV)	Ambient	CBL Fac (dB)	Ant Fac (dB)	Pre Amp (dB)	Peak Total dBuV/m at 3m	Peak Total uV/m at 3 m	Peak Limit uV/m at 3 m	Margin (dB)
4824.00	H	48.0	*	4.8	34.6	-39.3	48.1	253.9	5000.0	-25.9
4824.00	V	47.9	*	4.8	34.6	-39.3	48.0	250.4	5000.0	-26.0
12060.00	H	47.6	*	8.0	38.8	-39.1	55.2	578.2	5000.0	-18.7
12060.00	V	47.5	*	8.0	38.8	-39.1	55.1	569.6	5000.0	-18.9
14472.00	H	46.2	*	8.7	40.0	-38.3	56.6	677.9	5000.0	-17.4
14472.00	V	47.3	*	8.7	40.0	-38.3	57.8	773.0	5000.0	-16.2
19296.00	H	33.4	*	2.2	40.4	-28.3	47.7	242.3	5000.0	-26.3
19296.00	V	33.4	*	2.2	40.4	-28.3	47.7	242.3	5000.0	-26.3

Peak Total (dBuV/m) = Meter Reading (dBuV) + CBL Fac (dB) + Ant Fac (dB) + Pre Amp (dB)

Peak Total (uV/m) = 10^(Peak Total (dBuV/m)/20)

Checked BY Richard E. King :

Richard E. King

Manufacturer : Hydro Electric Devices
Model No. : HED-W131
Serial No. : None Assigned
Date Tested : August 12-18, 2016
Test Performed : Radiated Spurious Emissions in Restricted Bands
Mode : Transmit at 2412MHz, 802.11g 6 Mb/sec
Test Distance : 3 meters
Notes : Average Readings with a 1MHz RBW
Notes : Taoglas Antenna Solutions Model SPARTAN MA600.A.ABC.007

Freq. MHz	Ant Pol	Meter Reading (dBuV)	Ambient	CBL Fac (dB)	Ant Fac (dB)	Pre Amp (dB)	Average Total dBuV/m at 3m	Average Total uV/m at 3 m	Average Limit uV/m at 3 m	Margin (dB)
4824.00	H	34.3	*	4.8	34.6	-39.3	34.4	52.7	500.0	-19.5
4824.00	V	34.3	*	4.8	34.6	-39.3	34.4	52.4	500.0	-19.6
12060.00	H	33.9	*	8.0	38.8	-39.1	41.6	120.3	500.0	-12.4
12060.00	V	34.0	*	8.0	38.8	-39.1	41.6	120.5	500.0	-12.4
14472.00	H	33.5	*	8.7	40.0	-38.3	43.9	156.9	500.0	-10.1
14472.00	V	33.9	*	8.7	40.0	-38.3	44.4	165.3	500.0	-9.6
19296.00	H	20.8	*	2.2	40.4	-28.3	35.1	56.8	500.0	-18.9
19296.00	V	20.8	*	2.2	40.4	-28.3	35.1	56.8	500.0	-18.9

Average Total (dBuV/m) = Meter Reading (dBuV) + CBL Fac (dB) + Ant Fac (dB) + Pre Amp (dB)

Average Total (uV/m) = 10^(Peak Total (dBuV/m)/20)

Checked BY Richard E. King :

Richard E. King

Manufacturer : Hydro Electric Devices
Model No. : HED-W131
Serial No. : None Assigned
Date Tested : August 12-18, 2016
Test Performed : Radiated Spurious Emissions in Restricted Bands
Mode : Transmit at 2437MHz, 802.11g 6 Mb/sec
Test Distance : 3 meters
Notes : Peak Readings with a 1MHz RBW
Notes : Taoglas Antenna Solutions Model SPARTAN MA600.A.ABC.007

Freq. MHz	Ant Pol	Meter Reading (dBuV)	Ambient	CBL Fac (dB)	Ant Fac (dB)	Pre Amp (dB)	Peak Total dBuV/m at 3m	Peak Total uV/m at 3 m	Peak Limit uV/m at 3 m	Margin (dB)
4874.00	H	47.7	*	4.9	34.8	-39.3	48.0	252.6	5000.0	-25.9
4874.00	V	48.0	*	4.9	34.8	-39.3	48.3	259.9	5000.0	-25.7
7311.00	H	49.4	*	6.2	35.6	-39.4	51.8	387.5	5000.0	-22.2
7311.00	V	47.4	*	6.2	35.6	-39.4	49.7	305.7	5000.0	-24.3
12185.00	H	47.7	*	8.0	38.9	-39.1	55.5	597.2	5000.0	-18.5
12185.00	V	48.1	*	8.0	38.9	-39.1	55.9	625.4	5000.0	-18.1
19496.00	H	31.9	*	2.2	40.4	-28.3	46.3	205.9	5000.0	-27.7
19496.00	V	31.9	*	2.2	40.4	-28.3	46.3	205.9	5000.0	-27.7

Peak Total (dBuV/m) = Meter Reading (dBuV) + CBL Fac (dB) + Ant Fac (dB) + Pre Amp (dB)

Peak Total (uV/m) = 10^(Peak Total (dBuV/m)/20)

Checked BY Richard E. King :

Richard E. King

Manufacturer : Hydro Electric Devices
Model No. : HED-W131
Serial No. : None Assigned
Date Tested : August 12-18, 2016
Test Performed : Radiated Spurious Emissions in Restricted Bands
Mode : Transmit at 2437MHz, 802.11g 6 Mb/sec
Test Distance : 3 meters
Notes : Average Readings with a 1MHz RBW
Notes : Taoglas Antenna Solutions Model SPARTAN MA600.A.ABC.007

Freq. MHz	Ant Pol	Meter Reading (dBuV)	Ambient	CBL Fac (dB)	Ant Fac (dB)	Pre Amp (dB)	Average Total dBuV/m at 3m	Average Total uV/m at 3 m	Average Limit uV/m at 3 m	Margin (dB)
4874.00	H	34.7	*	4.9	34.8	-39.3	35.0	56.1	500.0	-19.0
4874.00	V	34.6	*	4.9	34.8	-39.3	35.0	56.0	500.0	-19.0
7311.00	H	34.3	*	6.2	35.6	-39.4	36.7	68.0	500.0	-17.3
7311.00	V	34.5	*	6.2	35.6	-39.4	36.8	69.5	500.0	-17.1
12185.00	H	34.3	*	8.0	38.9	-39.1	42.1	127.5	500.0	-11.9
12185.00	V	34.3	*	8.0	38.9	-39.1	42.1	127.7	500.0	-11.9
19496.00	H	20.1	*	2.2	40.4	-28.3	34.5	52.9	500.0	-19.5
19496.00	V	20.1	*	2.2	40.4	-28.3	34.5	52.9	500.0	-19.5

Average Total (dBuV/m) = Meter Reading (dBuV) + CBL Fac (dB) + Ant Fac (dB) + Pre Amp (dB)

Average Total (uV/m) = 10^(Peak Total (dBuV/m)/20)

Checked BY Richard E. King :

Richard E. King

Manufacturer : Hydro Electric Devices
Model No. : HED-W131
Serial No. : None Assigned
Date Tested : August 12-18, 2016
Test Performed : Radiated Spurious Emissions in Restricted Bands
Mode : Transmit at 2462MHz, 802.11g 6 Mb/sec
Test Distance : 3 meters
Notes : Peak Readings with a 1MHz RBW
Notes : Taoglas Antenna Solutions Model SPARTAN MA600.A.ABC.007

Freq. MHz	Ant Pol	Meter Reading (dBuV)	Ambient	CBL Fac (dB)	Ant Fac (dB)	Pre Amp (dB)	Peak Total dBuV/m at 3m	Peak Total uV/m at 3 m	Peak Limit uV/m at 3 m	Margin (dB)
4924.00	H	48.0	*	4.9	35.0	-39.3	48.5	267.0	5000.0	-25.5
4924.00	V	47.9	*	4.9	35.0	-39.3	48.4	263.3	5000.0	-25.6
7386.00	H	47.0	*	6.2	35.7	-39.4	49.4	295.3	5000.0	-24.6
7386.00	V	46.8	*	6.2	35.7	-39.4	49.2	287.9	5000.0	-24.8
12310.00	H	48.1	*	8.0	38.9	-39.0	56.0	629.1	5000.0	-18.0
12310.00	V	47.6	*	8.0	38.9	-39.0	55.5	593.9	5000.0	-18.5
19696.00	H	31.9	*	2.2	40.4	-28.3	46.3	205.9	5000.0	-27.7
19696.00	V	31.9	*	2.2	40.4	-28.3	46.3	205.9	5000.0	-27.7
22158.00	H	32.6	*	2.2	40.6	-29.1	46.3	207.2	5000.0	-27.6
22158.00	V	32.6	*	2.2	40.6	-29.1	46.3	207.2	5000.0	-27.6

Peak Total (dBuV/m) = Meter Reading (dBuV) + CBL Fac (dB) + Ant Fac (dB) + Pre Amp (dB)

Peak Total (uV/m) = 10^(Peak Total (dBuV/m)/20)

Checked BY Richard E. King :

Richard E. King

Manufacturer : Hydro Electric Devices
Model No. : HED-W131
Serial No. : None Assigned
Date Tested : August 12-18, 2016
Test Performed : Radiated Spurious Emissions in Restricted Bands
Mode : Transmit at 2462MHz, 802.11g 6 Mb/sec
Test Distance : 3 meters
Notes : Average Readings with a 1MHz RBW
Notes : Taoglas Antenna Solutions Model SPARTAN MA600.A.ABC.007

Freq. MHz	Ant Pol	Meter Reading (dBuV)	Ambient	CBL Fac (dB)	Ant Fac (dB)	Pre Amp (dB)	Average Total dBuV/m at 3m	Average Total uV/m at 3 m	Average Limit uV/m at 3 m	Margin (dB)
4924.00	H	34.7	*	4.9	35.0	-39.3	35.2	57.5	500.0	-18.8
4924.00	V	34.5	*	4.9	35.0	-39.3	35.0	56.5	500.0	-18.9
7386.00	H	33.79	*	6.2	35.7	-39.4	36.2	64.7	500.0	-17.8
7386.00	V	33.9	*	6.2	35.7	-39.4	36.3	65.3	500.0	-17.7
12310.00	H	34.3	*	8.0	38.9	-39.0	42.1	127.7	500.0	-11.9
12310.00	V	34.3	*	8.0	38.9	-39.0	42.1	127.7	500.0	-11.9
19696.00	H	20.1	*	2.2	40.4	-28.3	34.5	52.9	500.0	-19.5
19696.00	V	20.1	*	2.2	40.4	-28.3	34.5	52.9	500.0	-19.5
22158.00	H	20.5	*	2.2	40.6	-29.1	34.2	51.5	500.0	-19.7
22158.00	V	20.5	*	2.2	40.6	-29.1	34.2	51.5	500.0	-19.7

Average Total (dBuV/m) = Meter Reading (dBuV) + CBL Fac (dB) + Ant Fac (dB) + Pre Amp (dB)

Average Total (uV/m) = 10^(Peak Total (dBuV/m)/20)

Checked BY Richard E. King :

Richard E. King

Manufacturer : Hydro Electric Devices
Model No. : HED-W131
Serial No. : None Assigned
Date Tested : August 12-18, 2016
Test Performed : Radiated Spurious Emissions in Restricted Bands
Mode : Transmit at 2412MHz, 802.11n 14.4 Mb/sec
Test Distance : 3 meters
Notes : Peak Readings with a 1MHz RBW
Notes : Taoglas Antenna Solutions Model SPARTAN MA600.A.ABC.007

Freq. MHz	Ant Pol	Meter Reading (dBuV)	Ambient	CBL Fac (dB)	Ant Fac (dB)	Pre Amp (dB)	Peak Total dBuV/m at 3m	Peak Total uV/m at 3 m	Peak Limit uV/m at 3 m	Margin (dB)
4824.00	H	46.9	*	4.8	34.6	-39.3	47.0	222.9	5000.0	-27.0
4824.00	V	47.2	*	4.8	34.6	-39.3	47.3	232.6	5000.0	-26.6
12060.00	H	46.6	*	8.0	38.8	-39.1	54.2	513.6	5000.0	-19.8
12060.00	V	47.1	*	8.0	38.8	-39.1	54.8	547.8	5000.0	-19.2
14472.00	H	47.1	*	8.7	40.0	-38.3	57.5	749.3	5000.0	-16.5
14472.00	V	46.2	*	8.7	40.0	-38.3	56.6	677.9	5000.0	-17.4
19296.00	H	33.0	*	2.2	40.4	-28.3	47.3	231.4	5000.0	-26.7
19296.00	V	33.0	*	2.2	40.4	-28.3	47.3	231.4	5000.0	-26.7

Peak Total (dBuV/m) = Meter Reading (dBuV) + CBL Fac (dB) + Ant Fac (dB) + Pre Amp (dB)

Peak Total (uV/m) = 10^(Peak Total (dBuV/m)/20)

Checked BY Richard E. King :

Richard E. King

Manufacturer : Hydro Electric Devices
Model No. : HED-W131
Serial No. : None Assigned
Date Tested : August 12-18, 2016
Test Performed : Radiated Spurious Emissions in Restricted Bands
Mode : Transmit at 2412MHz, 802.11n 14.4 Mb/sec
Test Distance : 3 meters
Notes : Average Readings with a 1MHz RBW
Notes : Taoglas Antenna Solutions Model SPARTAN MA600.A.ABC.007

Freq. MHz	Ant Pol	Meter Reading (dBuV)	Ambient	CBL Fac (dB)	Ant Fac (dB)	Pre Amp (dB)	Average Total dBuV/m at 3m	Average Total uV/m at 3 m	Average Limit uV/m at 3 m	Margin (dB)
4824.00	H	34.4	*	4.8	34.6	-39.3	34.5	53.0	500.0	-19.5
4824.00	V	34.2	*	4.8	34.6	-39.3	34.3	51.8	500.0	-19.7
12060.00	H	33.8	*	8.0	38.8	-39.1	41.4	117.8	500.0	-12.6
12060.00	V	33.8	*	8.0	38.8	-39.1	41.5	118.3	500.0	-12.5
14472.00	H	33.6	*	8.7	40.0	-38.3	44.0	158.4	500.0	-10.0
14472.00	V	33.5	*	8.7	40.0	-38.3	44.0	157.8	500.0	-10.0
19296.00	H	20.4	*	2.2	40.4	-28.3	34.7	54.2	500.0	-19.3
19296.00	V	20.4	*	2.2	40.4	-28.3	34.7	54.2	500.0	-19.3

Average Total (dBuV/m) = Meter Reading (dBuV) + CBL Fac (dB) + Ant Fac (dB) + Pre Amp (dB)

Average Total (uV/m) = 10^(Peak Total (dBuV/m)/20)

Checked BY Richard E. King :

Richard E. King

Manufacturer : Hydro Electric Devices
Model No. : HED-W131
Serial No. : None Assigned
Date Tested : August 12-18, 2016
Test Performed : Radiated Spurious Emissions in Restricted Bands
Mode : Transmit at 2437MHz, 802.11n 14.4 Mb/sec
Test Distance : 3 meters
Notes : Peak Readings with a 1MHz RBW
Notes : Taoglas Antenna Solutions Model SPARTAN MA600.A.ABC.007

Freq. MHz	Ant Pol	Meter Reading (dBuV)	Ambient	CBL Fac (dB)	Ant Fac (dB)	Pre Amp (dB)	Peak Total dBuV/m at 3m	Peak Total uV/m at 3 m	Peak Limit uV/m at 3 m	Margin (dB)
4874.00	H	47.9	*	4.9	34.8	-39.3	48.2	258.2	5000.0	-25.7
4874.00	V	47.7	*	4.9	34.8	-39.3	48.0	252.0	5000.0	-26.0
7311.00	H	48.1	*	6.2	35.6	-39.4	50.4	332.9	5000.0	-23.5
7311.00	V	47.5	*	6.2	35.6	-39.4	49.8	310.0	5000.0	-24.2
12185.00	H	47.5	*	8.0	38.9	-39.1	55.3	579.6	5000.0	-18.7
12185.00	V	47.4	*	8.0	38.9	-39.1	55.2	573.6	5000.0	-18.8
19496.00	H	33.3	*	2.2	40.4	-28.6	47.3	231.5	5000.0	-26.7
19496.00	V	32.5	*	2.2	40.4	-28.6	46.5	210.9	5000.0	-27.5

Peak Total (dBuV/m) = Meter Reading (dBuV) + CBL Fac (dB) + Ant Fac (dB) + Pre Amp (dB)

Peak Total (uV/m) = 10^(Peak Total (dBuV/m)/20)

Checked BY Richard E. King :

Richard E. King

Manufacturer : Hydro Electric Devices
Model No. : HED-W131
Serial No. : None Assigned
Date Tested : August 12-18, 2016
Test Performed : Radiated Spurious Emissions in Restricted Bands
Mode : Transmit at 2437MHz, 802.11n 14.4 Mb/sec
Test Distance : 3 meters
Notes : Average Readings with a 1MHz RBW
Notes : Taoglas Antenna Solutions Model SPARTAN MA600.A.ABC.007

Freq. MHz	Ant Pol	Meter Reading (dBuV)	Ambient	CBL Fac (dB)	Ant Fac (dB)	Pre Amp (dB)	Average Total dBuV/m at 3m	Average Total uV/m at 3 m	Average Limit uV/m at 3 m	Margin (dB)
4874.00	H	34.4	*	4.9	34.8	-39.3	34.7	54.2	500.0	-19.3
4874.00	V	34.4	*	4.9	34.8	-39.3	34.7	54.4	500.0	-19.3
7311.00	H	34.42	*	6.2	35.6	-39.4	36.8	68.9	500.0	-17.2
7311.00	V	34.3	*	6.2	35.6	-39.4	36.7	68.1	500.0	-17.3
12185.00	H	34.2	*	8.0	38.9	-39.1	42.0	126.4	500.0	-11.9
12185.00	V	34.2	*	8.0	38.9	-39.1	42.0	125.8	500.0	-12.0
19496.00	H	20.2	*	2.2	40.4	-28.6	34.2	51.5	500.0	-19.7
19496.00	V	20.3	*	2.2	40.4	-28.6	34.3	52.1	500.0	-19.6

Average Total (dBuV/m) = Meter Reading (dBuV) + CBL Fac (dB) + Ant Fac (dB) + Pre Amp (dB)

Average Total (uV/m) = 10^(Peak Total (dBuV/m)/20)

Checked BY Richard E. King :

Richard E. King

Manufacturer : Hydro Electric Devices
Model No. : HED-W131
Serial No. : None Assigned
Date Tested : August 12-18, 2016
Test Performed : Radiated Spurious Emissions in Restricted Bands
Mode : Transmit at 2462MHz, 802.11n 14.4 Mb/sec
Test Distance : 3 meters
Notes : Peak Readings with a 1MHz RBW
Notes : Taoglas Antenna Solutions Model SPARTAN MA600.A.ABC.007

Freq. MHz	Ant Pol	Meter Reading (dBuV)	Ambient	CBL Fac (dB)	Ant Fac (dB)	Pre Amp (dB)	Peak Total dBuV/m at 3m	Peak Total uV/m at 3 m	Peak Limit uV/m at 3 m	Margin (dB)
4924.00	H	47.7	*	4.9	35.0	-39.3	48.3	259.4	5000.0	-25.7
4924.00	V	47.9	*	4.9	35.0	-39.3	48.4	263.3	5000.0	-25.6
7386.00	H	47.1	*	6.2	35.7	-39.4	49.5	299.4	5000.0	-24.5
7386.00	V	47.4	*	6.2	35.7	-39.4	49.8	308.5	5000.0	-24.2
12310.00	H	47.2	*	8.0	38.9	-39.0	55.1	568.5	5000.0	-18.9
12310.00	V	47.1	*	8.0	38.9	-39.0	55.0	560.0	5000.0	-19.0
19696.00	H	33.1	*	2.2	40.4	-28.3	47.5	237.0	5000.0	-26.5
19696.00	V	33.3	*	2.2	40.4	-28.3	47.7	242.8	5000.0	-26.3
22158.00	H	32.7	*	2.2	40.6	-29.1	46.4	210.1	5000.0	-27.5
22158.00	V	33.4	*	2.2	40.6	-29.1	47.1	227.2	5000.0	-26.8

Peak Total (dBuV/m) = Meter Reading (dBuV) + CBL Fac (dB) + Ant Fac (dB) + Pre Amp (dB)

Peak Total (uV/m) = 10^(Peak Total (dBuV/m)/20)

Checked BY Richard E. King :

Richard E. King

Manufacturer : Hydro Electric Devices
Model No. : HED-W131
Serial No. : None Assigned
Date Tested : August 12-18, 2016
Test Performed : Radiated Spurious Emissions in Restricted Bands
Mode : Transmit at 2462MHz, 802.11n 14.4 Mb/sec
Test Distance : 3 meters
Notes : Average Readings with a 1MHz RBW
Notes : Taoglas Antenna Solutions Model SPARTAN MA600.A.ABC.007

Freq. MHz	Ant Pol	Meter Reading (dBuV)	Ambient	CBL Fac (dB)	Ant Fac (dB)	Pre Amp (dB)	Average Total dBuV/m at 3m	Average Total uV/m at 3 m	Average Limit uV/m at 3 m	Margin (dB)
4924.00	H	34.5	*	4.9	35.0	-39.3	35.0	56.4	500.0	-19.0
4924.00	V	34.5	*	4.9	35.0	-39.3	35.0	56.6	500.0	-18.9
7386.00	H	33.8	*	6.2	35.7	-39.4	36.3	65.0	500.0	-17.7
7386.00	V	33.7	*	6.2	35.7	-39.4	36.1	64.1	500.0	-17.8
12310.00	H	34.1	*	8.0	38.9	-39.0	42.0	125.5	500.0	-12.0
12310.00	V	34.1	*	8.0	38.9	-39.0	41.9	125.1	500.0	-12.0
19696.00	H	20.1	*	2.2	40.4	-28.3	34.4	52.7	500.0	-19.5
19696.00	V	20.3	*	2.2	40.4	-28.3	34.7	54.4	500.0	-19.3
22158.00	H	20.4	*	2.2	40.6	-29.1	34.1	51.0	500.0	-19.8
22158.00	V	20.5	*	2.2	40.6	-29.1	34.2	51.2	500.0	-19.8

Average Total (dBuV/m) = Meter Reading (dBuV) + CBL Fac (dB) + Ant Fac (dB) + Pre Amp (dB)

Average Total (uV/m) = 10^(Peak Total (dBuV/m)/20)

Checked BY Richard E. King :

Richard E. King

Manufacturer : Hydro Electric Devices
Model No. : HED-W131
Serial No. : None Assigned
Date Tested : August 12-18, 2016
Test Performed : Radiated Spurious Emissions in Restricted Bands
Mode : Transmit at 2422MHz, 802.11n 30 Mb/sec
Test Distance : 3 meters
Notes : Peak Readings with a 1MHz RBW
Notes : Taoglas Antenna Solutions Model SPARTAN MA600.A.ABC.007

Freq. MHz	Ant Pol	Meter Reading (dBuV)	Ambient	CBL Fac (dB)	Ant Fac (dB)	Pre Amp (dB)	Peak Total dBuV/m at 3m	Peak Total uV/m at 3 m	Peak Limit uV/m at 3 m	Margin (dB)
4844.00	H	47.3	*	4.9	34.6	-39.3	47.5	236.0	5000.0	-26.5
4844.00	V	47.6	*	4.9	34.6	-39.3	47.8	244.9	5000.0	-26.2
7266.00	H	47.0	*	6.1	35.6	-39.4	49.3	293.4	5000.0	-24.6
7266.00	V	47.3	*	6.1	35.6	-39.4	49.6	302.0	5000.0	-24.4
12110.00	H	47.1	*	8.0	38.9	-39.1	54.8	549.3	5000.0	-19.2
12110.00	V	46.9	*	8.0	38.9	-39.1	54.6	539.9	5000.0	-19.3
19376.00	H	32.9	*	2.2	40.4	-28.4	47.0	224.3	5000.0	-27.0
19376.00	V	33.3	*	2.2	40.4	-28.4	47.4	235.1	5000.0	-26.6

Peak Total (dBuV/m) = Meter Reading (dBuV) + CBL Fac (dB) + Ant Fac (dB) + Pre Amp (dB)

Peak Total (uV/m) = 10^(Peak Total (dBuV/m)/20)

Checked BY Richard E. King :

Richard E. King

Manufacturer : Hydro Electric Devices
Model No. : HED-W131
Serial No. : None Assigned
Date Tested : August 12-18, 2016
Test Performed : Radiated Spurious Emissions in Restricted Bands
Mode : Transmit at 2422MHz, 802.11n 30 Mb/sec
Test Distance : 3 meters
Notes : Average Readings with a 1MHz RBW
Notes : Taoglas Antenna Solutions Model SPARTAN MA600.A.ABC.007

Freq. MHz	Ant Pol	Meter Reading (dBuV)	Ambient	CBL Fac (dB)	Ant Fac (dB)	Pre Amp (dB)	Duty Cycle (dB)	Average Total dBuV/m at 3m	Average Total uV/m at 3 m	Average Limit uV/m at 3 m	Margin (dB)
4844.00	H	34.3	*	4.9	34.6	-39.3	34.4	52.8	500.0	-19.5	4844.00
4844.00	V	34.2	*	4.9	34.6	-39.3	34.4	52.5	500.0	-19.6	4844.00
7266.00	H	34.1	*	6.1	35.6	-39.4	36.4	66.4	500.0	-17.5	7266.00
7266.00	V	34.1	*	6.1	35.6	-39.4	36.4	66.4	500.0	-17.5	7266.00
12110.00	H	33.8	*	8.0	38.9	-39.1	41.5	119.5	500.0	-12.4	12110.00
12110.00	V	33.8	*	8.0	38.9	-39.1	41.5	118.8	500.0	-12.5	12110.00
19376.00	H	20.2	*	2.2	40.4	-28.4	34.4	52.2	500.0	-19.6	19376.00
19376.00	V	20.2	*	2.2	40.4	-28.4	34.3	52.0	500.0	-19.7	19376.00

Average Total (dBuV/m) = Meter Reading (dBuV) + CBL Fac (dB) + Ant Fac (dB) + Pre Amp (dB)

Average Total (uV/m) = 10^(Peak Total (dBuV/m)/20)

Checked BY Richard E. King :

Richard E. King

Manufacturer : Hydro Electric Devices
Model No. : HED-W131
Serial No. : None Assigned
Date Tested : August 12-18, 2016
Test Performed : Radiated Spurious Emissions in Restricted Bands
Mode : Transmit at 2437MHz, 802.11n 30 Mb/sec
Test Distance : 3 meters
Notes : Peak Readings with a 1MHz RBW
Notes : Taoglas Antenna Solutions Model SPARTAN MA600.A.ABC.007

Freq. MHz	Ant Pol	Meter Reading (dBuV)	Ambient	CBL Fac (dB)	Ant Fac (dB)	Pre Amp (dB)	Peak Total dBuV/m at 3m	Peak Total uV/m at 3 m	Peak Limit uV/m at 3 m	Margin (dB)
4874.00	H	47.8	*	4.9	34.8	-39.3	48.2	255.8	5000.0	-25.8
4874.00	V	46.9	*	4.9	34.8	-39.3	47.2	229.8	5000.0	-26.8
7311.00	H	47.4	*	6.2	35.6	-39.4	49.8	307.5	5000.0	-24.2
7311.00	V	47.4	*	6.2	35.6	-39.4	49.8	307.5	5000.0	-24.2
12185.00	H	47.3	*	8.0	38.9	-39.1	55.2	572.3	5000.0	-18.8
12185.00	V	47.0	*	8.0	38.9	-39.1	54.9	552.9	5000.0	-19.1
19496.00	H	33.3	*	2.2	40.4	-28.6	47.3	231.5	5000.0	-26.7
19496.00	V	32.6	*	2.2	40.4	-28.6	46.6	214.3	5000.0	-27.4

Peak Total (dBuV/m) = Meter Reading (dBuV) + CBL Fac (dB) + Ant Fac (dB) + Pre Amp (dB)

Peak Total (uV/m) = 10^(Peak Total (dBuV/m)/20)

Checked BY Richard E. King :

Richard E. King

Manufacturer : Hydro Electric Devices
Model No. : HED-W131
Serial No. : None Assigned
Date Tested : August 12-18, 2016
Test Performed : Radiated Spurious Emissions in Restricted Bands
Mode : Transmit at 2437MHz, 802.11n 30 Mb/sec
Test Distance : 3 meters
Notes : Average Readings with a 1MHz RBW
Notes : Taoglas Antenna Solutions Model SPARTAN MA600.A.ABC.007

Freq. MHz	Ant Pol	Meter Reading (dBuV)	Ambient	CBL Fac (dB)	Ant Fac (dB)	Pre Amp (dB)	Average Total dBuV/m at 3m	Average Total uV/m at 3 m	Average Limit uV/m at 3 m	Margin (dB)
4874.00	H	34.5	*	4.9	34.8	-39.3	34.8	54.9	500.0	-19.2
4874.00	V	34.5	*	4.9	34.8	-39.3	34.9	55.3	500.0	-19.1
7311.00	H	33.9	*	6.2	35.6	-39.4	36.2	64.9	500.0	-17.7
7311.00	V	34.1	*	6.2	35.6	-39.4	36.4	66.3	500.0	-17.5
12185.00	H	33.9	*	8.0	38.9	-39.1	41.7	122.1	500.0	-12.2
12185.00	V	33.9	*	8.0	38.9	-39.1	41.7	121.7	500.0	-12.3
19496.00	H	20.3	*	2.2	40.4	-28.6	34.3	51.9	500.0	-19.7
19496.00	V	20.4	*	2.2	40.4	-28.6	34.4	52.7	500.0	-19.5

Average Total (dBuV/m) = Meter Reading (dBuV) + CBL Fac (dB) + Ant Fac (dB) + Pre Amp (dB)

Average Total (uV/m) = 10^(Peak Total (dBuV/m)/20)

Checked BY Richard E. King :

Richard E. King

Manufacturer : Hydro Electric Devices
Model No. : HED-W131
Serial No. : None Assigned
Date Tested : August 12-18, 2016
Test Performed : Radiated Spurious Emissions in Restricted Bands
Mode : Transmit at 2452MHz, 802.11n 30 Mb/sec
Test Distance : 3 meters
Notes : Peak Readings with a 1MHz RBW
Notes : Taoglas Antenna Solutions Model SPARTAN MA600.A.ABC.007

Freq. MHz	Ant Pol	Meter Reading (dBuV)	Ambient	CBL Fac (dB)	Ant Fac (dB)	Pre Amp (dB)	Peak Total dBuV/m at 3m	Peak Total uV/m at 3 m	Peak Limit uV/m at 3 m	Margin (dB)
4904.00	H	46.7	*	4.9	34.9	-39.3	47.1	227.1	5000.0	-26.9
4904.00	V	48.0	*	4.9	34.9	-39.3	48.5	266.2	5000.0	-25.5
7356.00	H	46.9	*	6.2	35.6	-39.4	49.3	292.6	5000.0	-24.7
7356.00	V	46.8	*	6.2	35.6	-39.4	49.2	288.0	5000.0	-24.8
12260.00	H	47.2	*	8.0	38.9	-39.1	55.1	565.7	5000.0	-18.9
12260.00	V	46.7	*	8.0	38.9	-39.1	54.5	531.0	5000.0	-19.5
19616.00	H	33.3	*	2.2	40.4	-28.2	47.7	241.4	5000.0	-26.3
19616.00	V	32.3	*	2.2	40.4	-28.2	46.7	216.9	5000.0	-27.3
22068.00	H	33.4	*	2.2	40.6	-29.1	47.1	225.6	5000.0	-26.9
22068.00	V	33.3	*	2.2	40.6	-29.1	46.9	222.0	5000.0	-27.1

Peak Total (dBuV/m) = Meter Reading (dBuV) + CBL Fac (dB) + Ant Fac (dB) + Pre Amp (dB)

Peak Total (uV/m) = 10^(Peak Total (dBuV/m)/20)

Checked BY Richard E. King :

Richard E. King

Manufacturer : Hydro Electric Devices
Model No. : HED-W131
Serial No. : None Assigned
Date Tested : August 12-18, 2016
Test Performed : Radiated Spurious Emissions in Restricted Bands
Mode : Transmit at 2452MHz, 802.11n 30 Mb/sec
Test Distance : 3 meters
Notes : Average Readings with a 1MHz RBW
Notes : Taoglas Antenna Solutions Model SPARTAN MA600.A.ABC.007

Freq. MHz	Ant Pol	Meter Reading (dBuV)	Ambient	CBL Fac (dB)	Ant Fac (dB)	Pre Amp (dB)	Average Total dBuV/m at 3m	Average Total uV/m at 3 m	Average Limit uV/m at 3 m	Margin (dB)
4904.00	H	34.5	*	4.9	34.9	-39.3	35.0	56.1	500.0	-19.0
4904.00	V	34.5	*	4.9	34.9	-39.3	35.0	56.1	500.0	-19.0
7356.00	H	33.7	*	6.2	35.6	-39.4	36.1	64.1	500.0	-17.8
7356.00	V	33.9	*	6.2	35.6	-39.4	36.3	65.1	500.0	-17.7
12260.00	H	33.9	*	8.0	38.9	-39.1	41.7	121.6	500.0	-12.3
12260.00	V	33.9	*	8.0	38.9	-39.1	41.7	122.1	500.0	-12.2
19616.00	H	20.4	*	2.2	40.4	-28.2	34.8	55.1	500.0	-19.2
19616.00	V	20.3	*	2.2	40.4	-28.2	34.7	54.4	500.0	-19.3
22068.00	H	20.8	*	2.2	40.6	-29.1	34.5	52.9	500.0	-19.5
22068.00	V	20.8	*	2.2	40.6	-29.1	34.5	52.9	500.0	-19.5

Average Total (dBuV/m) = Meter Reading (dBuV) + CBL Fac (dB) + Ant Fac (dB) + Pre Amp (dB)

Average Total (uV/m) = 10^(Peak Total (dBuV/m)/20)

Checked BY Richard E. King :

Richard E. King

Manufacturer : Hydro Electric Devices
Model No. : HED-W131
Serial No. : None Assigned
Date Tested : August 12-18, 2016
Test Performed : Radiated Spurious Emissions at the High Band Edge
Mode : Transmit at 2462MHz, 802.11b 1 Mb/sec
Test Distance : 3 meters
Notes : Peak Readings with a 1MHz RBW
Notes : Linx Technologies, Inc. Model ANT-2.4-CW-RCT-SS Whip antenna

Freq. MHz	Ant Pol	Meter Reading (dBuV)	Ambient	CBL Fac (dB)	Ant Fac (dB)	Pre Amp (dB)	Peak Total dBuV/m at 3m	Peak Total uV/m at 3 m	Peak Limit uV/m at 3 m	Margin (dB)
2483.50	H	15.1		3.5	32.6	0.0	51.3	365.5	5000.0	-22.7
2483.50	V	16.3		3.5	32.6	0.0	52.4	417.3	5000.0	-21.6

Peak Total (dBuV/m) = Meter Reading (dBuV) + CBL Fac (dB) + Ant Fac (dB) + Pre Amp (dB)

Peak Total (uV/m) = 10^(Peak Total (dBuV/m)/20)

Checked BY Richard E. King :

Richard E. King

Manufacturer : Hydro Electric Devices
Model No. : HED-W131
Serial No. : None Assigned
Date Tested : August 12-18, 2016
Test Performed : Radiated Spurious Emissions at the High Band Edge
Mode : Transmit at 2462MHz, 802.11b 1 Mb/sec
Test Distance : 3 meters
Notes : Average Readings with a 1MHz RBW
Notes : Linx Technologies, Inc. Model ANT-2.4-CW-RCT-SS Whip antenna

Freq. MHz	Ant Pol	Meter Reading (dBuV)	Ambient	CBL Fac (dB)	Ant Fac (dB)	Pre Amp (dB)	Average Total dBuV/m at 3m	Average Total uV/m at 3 m	Average Limit uV/m at 3 m	Margin (dB)
2483.50	H	1.7		3.5	32.6	0.0	37.8	77.7	500.0	-16.2
2483.50	V	5.0		3.5	32.6	0.0	41.1	113.9	500.0	-12.9

Average Total (dBuV/m) = Meter Reading (dBuV) + CBL Fac (dB) + Ant Fac (dB) + Pre Amp (dB)

Average Total (uV/m) = 10^(Peak Total (dBuV/m)/20)

Checked BY Richard E. King :

Richard E. King

Manufacturer : Hydro Electric Devices
Model No. : HED-W131
Serial No. : None Assigned
Date Tested : August 12-18, 2016
Test Performed : Radiated Spurious Emissions at the High Band Edge
Mode : Transmit at 2462MHz, 802.11 g 6 Mb/sec
Test Distance : 3 meters
Notes : Peak Readings with a 1MHz RBW
Notes : Linx Technologies, Inc. Model ANT-2.4-CW-RCT-SS Whip antenna

Freq. MHz	Ant Pol	Meter Reading (dBuV)	Ambient	CBL Fac (dB)	Ant Fac (dB)	Pre Amp (dB)	Peak Total dBuV/m at 3m	Peak Total uV/m at 3 m	Peak Limit uV/m at 3 m	Margin (dB)
2483.50	H	19.4		3.5	32.6	0.0	55.5	594.9	5000.0	-18.5
2483.50	V	27.0		3.5	32.6	0.0	63.1	1436.9	5000.0	-10.8

Peak Total (dBuV/m) = Meter Reading (dBuV) + CBL Fac (dB) + Ant Fac (dB) + Pre Amp (dB)

Peak Total (uV/m) = 10^(Peak Total (dBuV/m)/20)

Checked BY Richard E. King :

Richard E. King

Manufacturer : Hydro Electric Devices
Model No. : HED-W131
Serial No. : None Assigned
Date Tested : August 12-18, 2016
Test Performed : Radiated Spurious Emissions at the High Band Edge
Mode : Transmit at 2462MHz, 802.11 g 6 Mb/sec
Test Distance : 3 meters
Notes : Average Readings with a 1MHz RBW
Notes : Linx Technologies, Inc. Model ANT-2.4-CW-RCT-SS Whip antenna

Freq. MHz	Ant Pol	Meter Reading (dBuV)	Ambient	CBL Fac (dB)	Ant Fac (dB)	Pre Amp (dB)	Average Total dBuV/m at 3m	Average Total uV/m at 3 m	Average Limit uV/m at 3 m	Margin (dB)
2483.50	H	1.6		3.5	32.6	0.0	37.7	76.5	500.0	-16.3
2483.50	V	9.3		3.5	32.6	0.0	45.4	186.2	500.0	-8.6

Average Total (dBuV/m) = Meter Reading (dBuV) + CBL Fac (dB) + Ant Fac (dB) + Pre Amp (dB)

Average Total (uV/m) = 10^(Peak Total (dBuV/m)/20)

Checked BY Richard E. King :

Richard E. King

Manufacturer : Hydro Electric Devices
Model No. : HED-W131
Serial No. : None Assigned
Date Tested : August 12-18, 2016
Test Performed : Radiated Spurious Emissions at the High Band Edge
Mode : Transmit at 2462MHz, 802.11 n (20MHz) 14.4 Mb/sec
Test Distance : 3 meters
Notes : Peak Readings with a 1MHz RBW
Notes : Linx Technologies, Inc. Model ANT-2.4-CW-RCT-SS Whip antenna

Freq. MHz	Ant Pol	Meter Reading (dBuV)	Ambient	CBL Fac (dB)	Ant Fac (dB)	Pre Amp (dB)	Peak Total dBuV/m at 3m	Peak Total uV/m at 3 m	Peak Limit uV/m at 3 m	Margin (dB)
2483.50	H	24.7		3.5	32.6	0.0	60.9	1103.9	5000.0	-13.1
2483.50	V	31.0		3.5	32.6	0.0	67.2	2280.0	5000.0	-6.8

Peak Total (dBuV/m) = Meter Reading (dBuV) + CBL Fac (dB) + Ant Fac (dB) + Pre Amp (dB)

Peak Total (uV/m) = 10^(Peak Total (dBuV/m)/20)

Checked BY Richard E. King :

Richard E. King

Manufacturer : Hydro Electric Devices
Model No. : HED-W131
Serial No. : None Assigned
Date Tested : August 12-18, 2016
Test Performed : Radiated Spurious Emissions at the High Band Edge
Mode : Transmit at 2462MHz, 802.11 n (20MHz) 14.4 Mb/sec
Test Distance : 3 meters
Notes : Average Readings with a 1MHz RBW
Notes : Linx Technologies, Inc. Model ANT-2.4-CW-RCT-SS Whip antenna

Freq. MHz	Ant Pol	Meter Reading (dBuV)	Ambient	CBL Fac (dB)	Ant Fac (dB)	Pre Amp (dB)	Average Total dBuV/m at 3m	Average Total uV/m at 3 m	Average Limit uV/m at 3 m	Margin (dB)
2483.50	H	2.5		3.5	32.6	0.0	38.6	85.2	500.0	-15.4
2483.50	V	11.1		3.5	32.6	0.0	47.3	230.6	500.0	-6.7

Average Total (dBuV/m) = Meter Reading (dBuV) + CBL Fac (dB) + Ant Fac (dB) + Pre Amp (dB)

Average Total (uV/m) = 10^(Peak Total (dBuV/m)/20)

Checked BY Richard E. King :

Richard E. King

Manufacturer : Hydro Electric Devices
Model No. : HED-W131
Serial No. : None Assigned
Date Tested : August 12-18, 2016
Test Performed : Radiated Spurious Emissions at the High Band Edge
Mode : Transmit at 2452MHz, 802.11 n (40MHz) 30 Mb/sec
Test Distance : 3 meters
Notes : Peak Readings with a 1MHz RBW
Notes : Linx Technologies, Inc. Model ANT-2.4-CW-RCT-SS Whip antenna

Freq. MHz	Ant Pol	Meter Reading (dBuV)	Ambient	CBL Fac (dB)	Ant Fac (dB)	Pre Amp (dB)	Peak Total dBuV/m at 3m	Peak Total uV/m at 3 m	Peak Limit uV/m at 3 m	Margin (dB)
2483.50	H	24.7		3.5	32.6	0.0	60.9	1103.9	5000.0	-13.1
2483.50	V	31.0		3.5	32.6	0.0	67.2	2280.0	5000.0	-6.8

Peak Total (dBuV/m) = Meter Reading (dBuV) + CBL Fac (dB) + Ant Fac (dB) + Pre Amp (dB)

Peak Total (uV/m) = 10^(Peak Total (dBuV/m)/20)

Checked BY Richard E. King :

Richard E. King

Manufacturer : Hydro Electric Devices
Model No. : HED-W131
Serial No. : None Assigned
Date Tested : August 12-18, 2016
Test Performed : Radiated Spurious Emissions at the High Band Edge
Mode : Transmit at 2452MHz, 802.11 n (40MHz) 30 Mb/sec
Test Distance : 3 meters
Notes : Average Readings with a 1MHz RBW
Notes : Linx Technologies, Inc. Model ANT-2.4-CW-RCT-SS Whip antenna

Freq. MHz	Ant Pol	Meter Reading (dBuV)	Ambient	CBL Fac (dB)	Ant Fac (dB)	Pre Amp (dB)	Average Total dBuV/m at 3m	Average Total uV/m at 3 m	Average Limit uV/m at 3 m	Margin (dB)
2483.50	H	2.5		3.5	32.6	0.0	38.6	85.2	500.0	-15.4
2483.50	V	11.1		3.5	32.6	0.0	47.3	230.6	500.0	-6.7

Average Total (dBuV/m) = Meter Reading (dBuV) + CBL Fac (dB) + Ant Fac (dB) + Pre Amp (dB)

Average Total (uV/m) = 10^(Peak Total (dBuV/m)/20)

Checked BY Richard E. King :

Richard E. King

Manufacturer : Hydro Electric Devices
Model No. : HED-W131
Serial No. : None Assigned
Date Tested : August 12-18, 2016
Test Performed : Radiated Spurious Emissions at the High Band Edge
Mode : Transmit at 2462MHz, 802.11b 1 Mb/sec
Test Distance : 3 meters
Notes : Peak Readings with a 1MHz RBW
Notes : Taoglas Antenna Solutions Model SPARTAN MA600.A.ABC.007

Freq. MHz	Ant Pol	Meter Reading (dBuV)	Ambient	CBL Fac (dB)	Ant Fac (dB)	Pre Amp (dB)	Peak Total dBuV/m at 3m	Peak Total uV/m at 3 m	Peak Limit uV/m at 3 m	Margin (dB)
2483.50	H	23.7		3.5	32.6	0.0	59.8	974.9	5000.0	-14.2
2483.50	V	24.3		3.5	32.6	0.0	60.4	1053.0	5000.0	-13.5

Peak Total (dBuV/m) = Meter Reading (dBuV) + CBL Fac (dB) + Ant Fac (dB) + Pre Amp (dB)

Peak Total (uV/m) = 10^(Peak Total (dBuV/m)/20)

Checked BY Richard E. King :

Richard E. King

Manufacturer : Hydro Electric Devices
Model No. : HED-W131
Serial No. : None Assigned
Date Tested : August 12-18, 2016
Test Performed : Radiated Spurious Emissions at the High Band Edge
Mode : Transmit at 2462MHz, 802.11b 1 Mb/sec
Test Distance : 3 meters
Notes : Average Readings with a 1MHz RBW
Notes : Taoglas Antenna Solutions Model SPARTAN MA600.A.ABC.007

Freq. MHz	Ant Pol	Meter Reading (dBuV)	Ambient	CBL Fac (dB)	Ant Fac (dB)	Pre Amp (dB)	Average Total dBuV/m at 3m	Average Total uV/m at 3 m	Average Limit uV/m at 3 m	Margin (dB)
2483.50	H	11.1		3.5	32.6	0.0	47.2	230.1	500.0	-6.7
2483.50	V	11.4		3.5	32.6	0.0	47.5	236.6	500.0	-6.5

Average Total (dBuV/m) = Meter Reading (dBuV) + CBL Fac (dB) + Ant Fac (dB) + Pre Amp (dB)

Average Total (uV/m) = 10^(Peak Total (dBuV/m)/20)

Checked BY Richard E. King :

Richard E. King

Manufacturer : Hydro Electric Devices
Model No. : HED-W131
Serial No. : None Assigned
Date Tested : August 12-18, 2016
Test Performed : Radiated Spurious Emissions at the High Band Edge
Mode : Transmit at 2462MHz, 802.11 g 6 Mb/sec
Test Distance : 3 meters
Notes : Peak Readings with a 1MHz RBW
Notes : Taoglas Antenna Solutions Model SPARTAN MA600.A.ABC.007

Freq. MHz	Ant Pol	Meter Reading (dBuV)	Ambient	CBL Fac (dB)	Ant Fac (dB)	Pre Amp (dB)	Peak Total dBuV/m at 3m	Peak Total uV/m at 3 m	Peak Limit uV/m at 3 m	Margin (dB)
2483.50	H	24.2		3.5	32.6	0.0	60.4	1042.2	5000.0	-13.6
2483.50	V	26.8		3.5	32.6	0.0	62.9	1393.0	5000.0	-11.1

Peak Total (dBuV/m) = Meter Reading (dBuV) + CBL Fac (dB) + Ant Fac (dB) + Pre Amp (dB)

Peak Total (uV/m) = 10^(Peak Total (dBuV/m)/20)

Checked BY Richard E. King :

Richard E. King

Manufacturer : Hydro Electric Devices
Model No. : HED-W131
Serial No. : None Assigned
Date Tested : August 12-18, 2016
Test Performed : Radiated Spurious Emissions at the High Band Edge
Mode : Transmit at 2462MHz, 802.11 g 6 Mb/sec
Test Distance : 3 meters
Notes : Average Readings with a 1MHz RBW
Notes : Taoglas Antenna Solutions Model SPARTAN MA600.A.ABC.007

Freq. MHz	Ant Pol	Meter Reading (dBuV)	Ambient	CBL Fac (dB)	Ant Fac (dB)	Pre Amp (dB)	Average Total dBuV/m at 3m	Average Total uV/m at 3 m	Average Limit uV/m at 3 m	Margin (dB)
2483.50	H	11.2		3.5	32.6	0.0	47.3	232.8	500.0	-6.6
2483.50	V	12.6		3.5	32.6	0.0	48.7	271.6	500.0	-5.3

Average Total (dBuV/m) = Meter Reading (dBuV) + CBL Fac (dB) + Ant Fac (dB) + Pre Amp (dB)

Average Total (uV/m) = 10^(Peak Total (dBuV/m)/20)

Checked BY Richard E. King :

Richard E. King

Manufacturer : Hydro Electric Devices
Model No. : HED-W131
Serial No. : None Assigned
Date Tested : August 12-18, 2016
Test Performed : Radiated Spurious Emissions at the High Band Edge
Mode : Transmit at 2462MHz, 802.11 n (20MHz) 14.4 Mb/sec
Test Distance : 3 meters
Notes : Peak Readings with a 1MHz RBW
Notes : Taoglas Antenna Solutions Model SPARTAN MA600.A.ABC.007

Freq. MHz	Ant Pol	Meter Reading (dBuV)	Ambient	CBL Fac (dB)	Ant Fac (dB)	Pre Amp (dB)	Peak Total dBuV/m at 3m	Peak Total uV/m at 3 m	Peak Limit uV/m at 3 m	Margin (dB)
2483.50	H	25.4		3.5	32.6	0.0	61.5	1195.2	5000.0	-12.4
2483.50	V	30.9		3.5	32.6	0.0	67.0	2246.2	5000.0	-7.0

Peak Total (dBuV/m) = Meter Reading (dBuV) + CBL Fac (dB) + Ant Fac (dB) + Pre Amp (dB)

Peak Total (uV/m) = 10^(Peak Total (dBuV/m)/20)

Checked BY Richard E. King :

Richard E. King

Manufacturer : Hydro Electric Devices
Model No. : HED-W131
Serial No. : None Assigned
Date Tested : August 12-18, 2016
Test Performed : Radiated Spurious Emissions at the High Band Edge
Mode : Transmit at 2462MHz, 802.11 n (20MHz) 14.4 Mb/sec
Test Distance : 3 meters
Notes : Average Readings with a 1MHz RBW
Notes : Taoglas Antenna Solutions Model SPARTAN MA600.A.ABC.007

Freq. MHz	Ant Pol	Meter Reading (dBuV)	Ambient	CBL Fac (dB)	Ant Fac (dB)	Pre Amp (dB)	Average Total dBuV/m at 3m	Average Total uV/m at 3 m	Average Limit uV/m at 3 m	Margin (dB)
2483.50	H	11.2		3.5	32.6	0.0	0.0	47.3	232.0	500.0
2483.50	V	13.1		3.5	32.6	0.0	0.0	49.2	288.7	500.0

Average Total (dBuV/m) = Meter Reading (dBuV) + CBL Fac (dB) + Ant Fac (dB) + Pre Amp (dB)

Average Total (uV/m) = 10^(Peak Total (dBuV/m)/20)

Checked BY Richard E. King :

Richard E. King

Manufacturer : Hydro Electric Devices
Model No. : HED-W131
Serial No. : None Assigned
Date Tested : August 12-18, 2016
Test Performed : Radiated Spurious Emissions at the High Band Edge
Mode : Transmit at 2452MHz, 802.11 n (40MHz) 30 Mb/sec
Test Distance : 3 meters
Notes : Peak Readings with a 1MHz RBW
Notes : Taoglas Antenna Solutions Model SPARTAN MA600.A.ABC.007

Freq. MHz	Ant Pol	Meter Reading (dBuV)	Ambient	CBL Fac (dB)	Ant Fac (dB)	Pre Amp (dB)	Peak Total dBuV/m at 3m	Peak Total uV/m at 3 m	Peak Limit uV/m at 3 m	Margin (dB)
2483.50	H	27.0		3.5	32.6	0.0	63.1	1436.9	5000.0	-10.8
2483.50	V	29.2		3.5	32.6	0.0	65.4	1853.3	5000.0	-8.6

Peak Total (dBuV/m) = Meter Reading (dBuV) + CBL Fac (dB) + Ant Fac (dB) + Pre Amp (dB)

Peak Total (uV/m) = 10^(Peak Total (dBuV/m)/20)

Checked BY Richard E. King :

Richard E. King

Manufacturer : Hydro Electric Devices
Model No. : HED-W131
Serial No. : None Assigned
Date Tested : August 12-18, 2016,
Test Performed : Radiated Spurious Emissions at the High Band Edge
Mode : Transmit at 2452MHz, 802.11 n (40MHz) 30 Mb/sec
Test Distance : 3 meters
Notes : Average Readings with a 1MHz RBW
Notes : Taoglas Antenna Solutions Model SPARTAN MA600.A.ABC.007

Freq. MHz	Ant Pol	Meter Reading (dBuV)	Ambient	CBL Fac (dB)	Ant Fac (dB)	Pre Amp (dB)	Average Total dBuV/m at 3m	Average Total uV/m at 3 m	Average Limit uV/m at 3 m	Margin (dB)
2483.50	H	11.6		3.5	32.6	0.0	47.7	242.6	500.0	-6.3
2483.50	V	13.2		3.5	32.6	0.0	49.3	292.4	500.0	-4.7

Average Total (dBuV/m) = Meter Reading (dBuV) + CBL Fac (dB) + Ant Fac (dB) + Pre Amp (dB)

Average Total (uV/m) = 10^(Peak Total (dBuV/m)/20)

Checked BY Richard E. King :

Richard E. King