TEST REPORT No: (5215)078-0471

TEST REPORT

To:	**JAKKS PACIFIC (H.K) LIMITED**	To:	-
Attn:	Horace Chau / Kin Yiu / Jessica Ho	Attn:	-
Address:	12/F, Wharf T&T Centre, 7 Canton Road, Tsim Sha Tsui, Kowloon, Hong Kong.	Address:	-
Fax:	--	Fax:	-
E-mail:	jphk-prodlntg@jakks.com.hk / sylviam@jakks.com.hk / jessicah@jakks.com.hk	E-mail:	-
Folder No.:	--		
Factory name:	ROOTLAND PLASTIC FACTORY		
Location:	--		
Product:	XPV/ MARVEL – RC HULK SMASH Model No.: 87374TX		

Sample No:	(5215)078-0471
Test date:	March 19, 2015
Test Requested:	FCC Part 15 - 2012
Test Method:	ANSI C63.4 - 2009
FCC ID:	OTA87374TX

The results given in this report are related to the tested specimen of the described electrical apparatus.

CONCLUSION: The submitted sample was found to <u>COMPLY</u> with requirement of FCC Part 15 Subpart C.

Authorized Signature:

Reviewed by: Keith Yeung	Approved by: Steven Tsang
Date: March 31, 2015	Date: March 31, 2015

BUREAU VERITAS HONG KONG LIMITED – Kowloon Bay Office
1/F Pacific Trade Centre,
2 Kai Hing Road, Kowloon Bay,
Kowloon,HONG KONG
Tel: +852 2331 0888
Fax: +852 2331 0889
www.cps.bureauveritas.com

This report is intended for your exclusive use. Any copying or replication of this report to or for any other person or entity, or use of our name or trademark, is permitted only with our prior written permission. Our report is limited to the test samples identified herein. The results set forth in this report are not necessarily indicative or representative of the statistical quality or characteristics of the lot from which a test sample was taken or any similar or identical product unless specifically and expressly noted. Our report includes all of the tests requested by you and the results thereof. You shall have thirty days from receipt of this report to request additional testing of the samples or to notify us of any errors or omissions relating to our report, provided, however, such notice shall be in writing and shall specifically address the issue you wish to raise. A failure to raise such issue within the prescribed time shall constitute your unqualified acceptance of the completeness of this report, the tests conducted and the correctness of the report contents.

TEST REPORT No: (5215)078-0471

Test Result Summary

EMISSION TEST			
Test requirement: FCC Part 15 - 2012			
Test Condition	Test Method	Test Result	
		Pass	Failed
Radiated Emission Test, 9kHz to 24GHz	ANSI C63.4	☒	☐
Frequency range of Fundamental Emission	ANSI C63.4	☒	☐
26dB Bandwidth of Fundamental Emission	ANSI C63.4	☒	☐
Duty Cycle Correction During 100msec	ANSI C63.4	☒	☐

Report Revision & Sample Re-submit History:

--

BUREAU VERITAS HONG KONG LIMITED –
Kowloon Bay Office
1/F Pacific Trade Centre,
2 Kai Hing Road, Kowloon Bay,
Kowloon,HONG KONG
Tel: +852 2331 0888
Fax: +852 2331 0889
www.cps.bureauveritas.com

This report is intended for your exclusive use. Any copying or replication of this report to or for any other person or entity, or use of our name or trademark, is permitted only with our prior written permission. Our report is limited to the test samples identified herein. The results set forth in this report are not necessarily indicative or representative of the statistical quality or characteristics of the lot from which a test sample was taken or any similar or identical product unless specifically and expressly noted. Our report includes all of the tests requested by you and the results thereof. You shall have thirty days from receipt of this report to request additional testing of the samples or to notify us of any errors or omissions relating to our report, provided, however, such notice shall be in writing and shall specifically address the issue you wish to raise. A failure to raise such issue within the prescribed time shall constitute your unqualified acceptance of the completeness of this report, the tests conducted and the correctness of the report contents.

TEST REPORT No: (5215)078-0471

Location of the test laboratory

Radiated and Conducted emissions measurements are investigated and taken pursuant to the procedures of ANSI C63.4 – 2009. An Open Area Test Site and Full Anechoic Chamber (FCC Listed Site, Registration No. 642151) are set up for investigation and located at :

BUREAU VERITAS HONG KONG LIMITED, EMC CENTRE
No. 2106-2107, 21/F., Westin Centre,
26 Hung To Road,
Kwun Tong, Kowloon,
Hong Kong

List of measuring equipment

Radiated Emission

EQUIPMENT	MANUFACTURER	MODEL NO.	SERIAL NO.	LAST CALIBRATION	CALIBRATION DUE
EMI TEST RECEIVER	R&S	ESCI	100379	21-JAN-2015	20-JAN-2016
SPECTRUM ANALYZER	R&S	R3127	111000909	27-MAR-2014	26-MAR-2015
LOOP ANTENNA	ETS LINDGREN	6502	00102266	28-SEP-2014	27-SEP-2015
BILOG ANTENNA	SCHAFFNER	CBL6112D	25229	02-JAN-2015	02-JAN-2016
HORN ANTENNA	SCHWARZBECK	BBHA9120D	9120D-692	27-DEC-2014	26-DEC-2015
OPEN AREA TEST SITE	BVCPS	N/A	N/A	07-JUL-2014	06-JUL-2015
ANECHOIC CHAMBER	ALBATROSS	M-CDC	80374004499B	05-FEB-2014	03-FEB-2016
COAXIAL CABLE	HUBER + SUHNER	RG223	N/A	23-DEC-2014	22-DEC-2015
COAXIAL CABLE	HUBER + SUHNER	RG214	N/A	23-DEC-2014	22-DEC-2015
Signal Analyzer 40GHz	Rohde & Schwarz	FSV 40	100977	13-MAY-2014	12-MAY-2015
Wideband Horn Antenna 18 to 40GHz	STEATITE	QWH-SL-18-40-K-SG	12688	02-SEP-2014	01-SEP-2015
High frequency RF cable	Rohde & Schwarz	N/A	N/A	15-SEP-2014	14-SEP-2015

Measurement Uncertainty

Measurement	Frequency	Uncertainty
Radiated emissions	9kHz to 30MHz	4.2dB
	30MHz to 1GHz	5.0dB
	1GHz to 18GHz	4.9dB
	18GHz to 40GHz	4.8dB

Remarks:-
N/A : Not Applicable or Not Available

The measurement instrumentation uncertainty would be taking into consideration on each of the test result

This report is intended for your exclusive use. Any copying or replication of this report to or for any other person or entity, or use of our name or trademark, is permitted only with our prior written permission. Our report is limited to the test samples identified herein. The results set forth in this report are not necessarily indicative or representative of the statistical quality or characteristics of the lot from which a test sample was taken or any similar or identical product unless specifically and expressly noted. Our report includes all of the tests requested by you and the results thereof. You shall have thirty days from receipt of this report to request additional testing of the samples or to notify us of any errors or omissions relating to our report, provided, however, such notice shall be in writing and shall specifically address the issue you wish to raise. A failure to raise such issue within the prescribed time shall constitute your unqualified acceptance of the completeness of this report, the tests conducted and the correctness of the report contents.

TEST REPORT No: (5215)078-0471

Equipment Under Test [EUT]
Description of Sample:

Model Name:	XPV/ MARVEL – RC HULK SMASH
Model Number:	87374TX
Additional Model Name:	--
Additional Model Number:	--
Additional Model information:	--
Rating:	3Vd.c. ("AA" size battery x 2)

Description of EUT Operation:

The Equipment Under Test (EUT) is a **JAKKS PACIFIC (H.K) LIMITED / ARBOR TOYS COMPANY LIMITED** of Remote Control Transmitter. It is a 1 switch, 1 stick and 1 button transmitter and operating at 2408MHz to 2442MHz. The lowest, middle and highest frequencies were tested and the results are shown in the report. The EUT transmit while buttons is being pressed or sticks are being pushed or pulled, Modulation by IC, and type is GFSK.
There are total 4 channels and below is the frequency list :

ch.no	freq.	ch.no	freq.	ch.no	freq.	ch.no	freq.
1	2408MHz	**2**	2416MHz	**3**	2426MHz	**4**	2442MHz

The transmitter has different control:

1. ON/OFF Switch – power control
2. Left Stick – control forward and rotate
3. Right button – control the arms

Antenna Requirement (Section 15.203)

The EUT is use of a permanently antenna. The antenna consists of 3cm long wire antenna. It is soldered on the PCB. The antenna is not replaceable or user serviceable. The requirements of S15.203 are met. There are no deviations or exceptions to the specifications.

Photo of Antenna



BUREAU VERITAS HONG KONG LIMITED – Kowloon Bay Office
1/F Pacific Trade Centre,
2 Kai Hing Road, Kowloon Bay,
Kowloon,HONG KONG
Tel: +852 2331 0888
Fax: +852 2331 0889
www.cps.bureauveritas.com

This report is intended for your exclusive use. Any copying or replication of this report to or for any other person or entity, or use of our name or trademark, is permitted only with our prior written permission. Our report is limited to the test samples identified herein. The results set forth in this report are not necessarily indicative or representative of the statistical quality or characteristics of the lot from which a test sample was taken or any similar or identical product unless specifically and expressly noted. Our report includes all of the tests requested by you and the results thereof. You shall have thirty days from receipt of this report to request additional testing of the samples or to notify us of any errors or omissions relating to our report, provided, however, such notice shall be in writing and shall specifically address the issue you wish to raise. A failure to raise such issue within the prescribed time shall constitute your unqualified acceptance of the completeness of this report, the tests conducted and the correctness of the report contents.

Test Results

Radiated Emissions (Fundamental)

Test Requirement:	FCC Part 15 Section 15.249
Test Method:	ANSI C63.4
Test Date(s):	2015-03-19
Temperature:	23.0 ^{o}C
Humidity:	72.0 %
Atmospheric Pressure:	100.7 kPa
Mode of Operation:	Transmission mode
Tested Voltage:	3Vd.c. (“AA” size battery x 2)

Test Procedure:

Radiated emissions measurements are investigated and taken pursuant to the procedures of ANSI C63.4 – 2009.

The equipment under test (EUT) was placed on a non-conductive turntable with dimensions of 1.5m x 1m and 0.8m high above the ground. 3m from the EUT, a broadband antenna mounting on the mast received the signal strength. During the test, each emission was maximized by: having the EUT continuously working, investigated all operating modes, rotated about all 3 axis (X, Y & Z) and considered typical configuration to obtain worst position, manipulating interconnecting cables, For battery operated equipment, the equipment tests shall be perform using new battery. The turntable was rotated to maximize the emission level. The antenna was then moving along the mast from 1m up to 4m until no more higher value was found. Both horizontal and vertical polarization of the antenna were placed and investigated.

Location: The Roof, Westin Centre, 26 Hung To Road, Kwun Tong, Kowloon, Hong Kong

Test Setup: Open Area Test Site

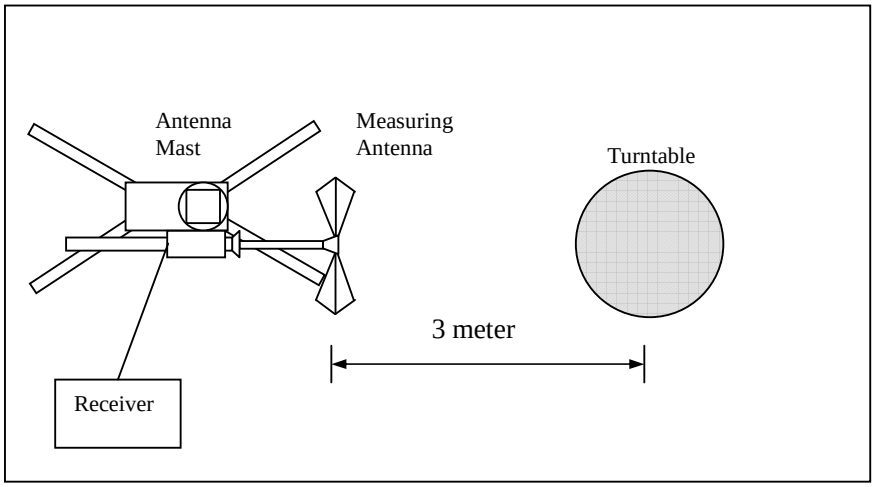

BUREAU VERITAS HONG KONG LIMITED –
Kowloon Bay Office
1/F Pacific Trade Centre,
2 Kai Hing Road, Kowloon Bay,
Kowloon,HONG KONG
Tel: +852 2331 0888
Fax: +852 2331 0889
www.cps.bureauveritas.com

This report is intended for your exclusive use. Any copying or replication of this report to or for any other person or entity, or use of our name or trademark, is permitted only with our prior written permission. Our report is limited to the test samples identified herein. The results set forth in this report are not necessarily indicative or representative of the statistical quality or characteristics of the lot from which a test sample was taken or any similar or identical product unless specifically and expressly noted. Our report includes all of the tests requested by you and the results thereof. You shall have thirty days from receipt of this report to request additional testing of the samples or to notify us of any errors or omissions relating to our report, provided, however, such notice shall be in writing and shall specifically address the issue you wish to raise. A failure to raise such issue within the prescribed time shall constitute your unqualified acceptance of the completeness of this report, the tests conducted and the correctness of the report contents.

Limits for Field Strength of Fundamental Emissions [FCC 47CFR 15.249]:

Frequency Range of Fundamental [MHz]	Field Strength of Fundamental Emission (Average) [mV/m]	Field Strength of Harmonics Emission (Average) [µV/m]
2400-2483.5	50	500

Measurement Data

Test Result of (Transmission mode, Lowest frequency): PASS

Frequency (MHz)	Polarity (H/V)	Antenna Factor & Cable Loss (dB/m)	Duty-cycle correction (dB)	Field Strength at 3m – Peak (dBµV/m)	Limit at 3m – Peak (dBµV/m)	Margin - Peak (dB)	Field Strength at 3m – Average (dBµV/m)	Limit at 3m – Average (dBµV/m)	Margin - Average (dB)
2408.21	H	0.0	-20.0	84.1	114.0	-29.9	**64.1	94.0	-29.9
2408.21	V	0.0	-20.0	87.3	114.0	-26.7	**67.3	94.0	-26.7

Test Result of (Transmission mode, Middle frequency): PASS

Frequency (MHz)	Polarity (H/V)	Antenna Factor & Cable Loss (dB/m)	Duty-cycle correction (dB)	Field Strength at 3m – Peak (dBµV/m)	Limit at 3m – Peak (dBµV/m)	Margin - Peak (dB)	Field Strength at 3m – Average (dBµV/m)	Limit at 3m – Average (dBµV/m)	Margin - Average (dB)
2426.21	H	0.0	-20.0	86.9	114.0	-27.1	**66.9	94.0	-27.1
2426.21	V	0.0	-20.0	88.8	114.0	-25.2	**68.8	94.0	-25.2

Test Result of (Transmission mode, Highest frequency): PASS

Frequency (MHz)	Polarity (H/V)	Antenna Factor & Cable Loss (dB/m)	Duty-cycle correction (dB)	Field Strength at 3m – Peak (dBµV/m)	Limit at 3m – Peak (dBµV/m)	Margin - Peak (dB)	Field Strength at 3m – Average (dBµV/m)	Limit at 3m – Average (dBµV/m)	Margin - Average (dB)
2442.21	H	0.0	-20.0	89.4	114.0	-24.6	**69.4	94.0	-24.6
2442.21	V	0.0	-20.0	88.9	114.0	-25.1	**68.9	94.0	-25.1

For pulse modulated devices and using measuring equipment employing a peak detection mode, properly adjusted for such factor as pulse desensitisation.
**Duty Cycle Correction = 20Log(0.08) = -21.9dB.
**Therefore, -20dB is taken.

Note: Field Strength includes Antenna Factor and Cable Loss.
Receiver setting: RBW = 1MHz
VBW = 1MHz

BUREAU VERITAS HONG KONG LIMITED – Kowloon Bay Office
1/F Pacific Trade Centre,
2 Kai Hing Road, Kowloon Bay,
Kowloon,HONG KONG
Tel: +852 2331 0888
Fax: +852 2331 0889
www.cps.bureauveritas.com

This report is intended for your exclusive use. Any copying or replication of this report to or for any other person or entity, or use of our name or trademark, is permitted only with our prior written permission. Our report is limited to the test samples identified herein. The results set forth in this report are not necessarily indicative or representative of the statistical quality or characteristics of the lot from which a test sample was taken or any similar or identical product unless specifically and expressly noted. Our report includes all of the tests requested by you and the results thereof. You shall have thirty days from receipt of this report to request additional testing of the samples or to notify us of any errors or omissions relating to our report, provided, however, such notice shall be in writing and shall specifically address the issue you wish to raise. A failure to raise such issue within the prescribed time shall constitute your unqualified acceptance of the completeness of this report, the tests conducted and the correctness of the report contents.

TEST REPORT No: (5215)078-0471

Radiated Emissions (Spurious Emission)

Test Requirement: FCC Part 15 Section 15.249
Test Method: ANSI C63.4

Test Date(s): 2015-03-19
Temperature: 23.0 ^{o}C
Humidity: 72.0 %
Atmospheric Pressure: 100.7 kPa
Mode of Operation: Transmission mode
Tested Voltage: 3Vd.c. ("AA" size battery x 2)

Measurement Data

Test Result of (Transmission mode, Lowest frequency): PASS

Frequency (MHz)	Polarity (H/V)	Antenna Factor & Cable Loss (dB/m)	Duty-cycle correction (dB)	Field Strength at 3m – Peak (dBμV/m)	Limit at 3m – Peak (dBμV/m)	Margin - Peak (dB)	Field Strength at 3m – Average (dBμV/m)	Limit at 3m – Average (dBμV/m)	Margin - Average (dB)
4816.42	H	5.9	-20.0	63.5	74.0	-10.5	**43.5	54.0	-10.5
7224.63	H	12.7	-20.0	61.5	74.0	-12.5	**41.5	54.0	-12.5
9632.84	H	16.4	-20.0	51.9	74.0	-22.1	**31.9	54.0	-22.1
12041.05	H	18.4	-20.0	53.1	74.0	-20.9	**33.1	54.0	-20.9
14449.26	H	23.2	-20.0	60.6	74.0	-13.4	**40.6	54.0	-13.4
16857.47	H	22.0	-20.0	61.1	74.0	-12.9	**41.1	54.0	-12.9
19265.68	H	46.3	-20.0	63.0	74.0	-11.0	**43.0	54.0	-11.0
21673.89	H	47.1	-20.0	62.3	74.0	-11.7	**42.3	54.0	-11.7
24082.10	H	47.5	-20.0	62.3	74.0	-11.7	**42.3	54.0	-11.7
26490.31	H	48.5	-20.0	63.4	74.0	-10.6	**43.4	54.0	-10.6

For pulse modulated devices and using measuring equipment employing a peak detection mode, properly adjusted for such factor as pulse desensitisation.
**Duty Cycle Correction = 20Log(0.08) = -21.9dB.
**Therefore, -20dB is taken.

Note: Field Strength includes Antenna Factor and Cable Loss.
Receiver setting: RBW = 1MHz
VBW = 1MHz

BUREAU VERITAS HONG KONG LIMITED – Kowloon Bay Office
1/F Pacific Trade Centre,
2 Kai Hing Road, Kowloon Bay,
Kowloon,HONG KONG
Tel: +852 2331 0888
Fax: +852 2331 0889
www.cps.bureauveritas.com

This report is intended for your exclusive use. Any copying or replication of this report to or for any other person or entity, or use of our name or trademark, is permitted only with our prior written permission. Our report is limited to the test samples identified herein. The results set forth in this report are not necessarily indicative or representative of the statistical quality or characteristics of the lot from which a test sample was taken or any similar or identical product unless specifically and expressly noted. Our report includes all of the tests requested by you and the results thereof. You shall have thirty days from receipt of this report to request additional testing of the samples or to notify us of any errors or omissions relating to our report, provided, however, such notice shall be in writing and shall specifically address the issue you wish to raise. A failure to raise such issue within the prescribed time shall constitute your unqualified acceptance of the completeness of this report, the tests conducted and the correctness of the report contents.

TEST REPORT No: (5215)078-0471

Measurement Data

Test Result of (Transmission mode, Lowest frequency): PASS

Frequency (MHz)	Polarity (H/V)	Antenna Factor & Cable Loss (dB/m)	Duty-cycle correction (dB)	Field Strength at 3m – Peak (dBμV/m)	Limit at 3m – Peak (dBμV/m)	Margin - Peak (dB)	Field Strength at 3m – Average (dBμV/m)	Limit at 3m – Average (dBμV/m)	Margin - Average (dB)
4816.42	V	5.9	-20.0	60.8	74.0	-13.2	**40.8	54.0	-13.2
7224.63	V	12.7	-20.0	59.4	74.0	-14.6	**39.4	54.0	-14.6
9632.84	V	16.4	-20.0	51.4	74.0	-22.6	**31.4	54.0	-22.6
12041.05	V	18.4	-20.0	54.0	74.0	-20.0	**34.0	54.0	-20.0
14449.26	V	23.2	-20.0	61.4	74.0	-12.6	**41.4	54.0	-12.6
16857.47	V	22.0	-20.0	62.3	74.0	-11.7	**42.3	54.0	-11.7
19265.68	V	46.3	-20.0	62.1	74.0	-11.9	**42.1	54.0	-11.9
21673.89	V	47.1	-20.0	60.8	74.0	-13.2	**40.8	54.0	-13.2
24082.10	V	47.5	-20.0	60.6	74.0	-13.4	**40.6	54.0	-13.4
26490.31	V	48.5	-20.0	62.9	74.0	-11.1	**42.9	54.0	-11.1

For pulse modulated devices and using measuring equipment employing a peak detection mode, properly adjusted for such factor as pulse desensitisation.
**Duty Cycle Correction = 20Log(0.08) = -21.9dB.
**Therefore, -20dB is taken.

Note: Field Strength includes Antenna Factor and Cable Loss.
Receiver setting: RBW = 1MHz
VBW = 1MHz

BUREAU VERITAS HONG KONG LIMITED – Kowloon Bay Office
1/F Pacific Trade Centre,
2 Kai Hing Road, Kowloon Bay,
Kowloon,HONG KONG
Tel: +852 2331 0888
Fax: +852 2331 0889
www.cps.bureauveritas.com

This report is intended for your exclusive use. Any copying or replication of this report to or for any other person or entity, or use of our name or trademark, is permitted only with our prior written permission. Our report is limited to the test samples identified herein. The results set forth in this report are not necessarily indicative or representative of the statistical quality or characteristics of the lot from which a test sample was taken or any similar or identical product unless specifically and expressly noted. Our report includes all of the tests requested by you and the results thereof. You shall have thirty days from receipt of this report to request additional testing of the samples or to notify us of any errors or omissions relating to our report, provided, however, such notice shall be in writing and shall specifically address the issue you wish to raise. A failure to raise such issue within the prescribed time shall constitute your unqualified acceptance of the completeness of this report, the tests conducted and the correctness of the report contents.

TEST REPORT No: (5215)078-0471

Measurement Data
Test Result of (Transmission mode, Middle frequency): PASS

Frequency (MHz)	Polarity (H/V)	Antenna Factor & Cable Loss (dB/m)	Duty-cycle correction (dB)	Field Strength at 3m – Peak (dBµV/m)	Limit at 3m – Peak (dBµV/m)	Margin - Peak (dB)	Field Strength at 3m – Average (dBµV/m)	Limit at 3m – Average (dBµV/m)	Margin - Average (dB)
4852.42	H	5.9	-20.0	62.6	74.0	-11.4	**42.6	54.0	-11.4
7278.63	H	12.7	-20.0	61.8	74.0	-12.2	**41.8	54.0	-12.2
9704.84	H	16.4	-20.0	50.3	74.0	-23.7	**30.3	54.0	-23.7
12131.05	H	18.6	-20.0	51.3	74.0	-22.7	**31.3	54.0	-22.7
14557.26	H	23.5	-20.0	60.8	74.0	-13.2	**40.8	54.0	-13.2
16983.47	H	23.7	-20.0	61.5	74.0	-12.5	**41.5	54.0	-12.5
19409.68	H	46.4	-20.0	61.9	74.0	-12.1	**41.9	54.0	-12.1
21835.89	H	47.0	-20.0	61.3	74.0	-12.7	**41.3	54.0	-12.7
24262.10	H	47.7	-20.0	62.6	74.0	-11.4	**42.6	54.0	-11.4
26688.31	H	48.7	-20.0	61.5	74.0	-12.5	**41.5	54.0	-12.5

Frequency (MHz)	Polarity (H/V)	Antenna Factor & Cable Loss (dB/m)	Duty-cycle correction (dB)	Field Strength at 3m – Peak (dBµV/m)	Limit at 3m – Peak (dBµV/m)	Margin - Peak (dB)	Field Strength at 3m – Average (dBµV/m)	Limit at 3m – Average (dBµV/m)	Margin - Average (dB)
4852.42	V	5.9	-20.0	61.0	74.0	-13.0	**41.0	54.0	-13.0
7278.63	V	12.7	-20.0	59.4	74.0	-14.6	**39.4	54.0	-14.6
9704.84	V	16.4	-20.0	51.2	74.0	-22.8	**31.2	54.0	-22.8
12131.05	V	18.6	-20.0	55.7	74.0	-18.3	**35.7	54.0	-18.3
14557.26	V	23.5	-20.0	61.4	74.0	-12.6	**41.4	54.0	-12.6
16983.47	V	23.7	-20.0	62.7	74.0	-11.3	**42.7	54.0	-11.3
19409.68	V	46.4	-20.0	64.0	74.0	-10.0	**44.0	54.0	-10.0
21835.89	V	47.0	-20.0	62.8	74.0	-11.2	**42.8	54.0	-11.2
24262.10	V	47.7	-20.0	63.7	74.0	-10.3	**43.7	54.0	-10.3
26688.31	V	48.7	-20.0	63.6	74.0	-10.4	**43.6	54.0	-10.4

For pulse modulated devices and using measuring equipment employing a peak detection mode, properly adjusted for such factor as pulse desensitisation.
**Duty Cycle Correction = 20Log(0.08) = -21.9dB.
**Therefore, -20dB is taken.
Note: Field Strength includes Antenna Factor and Cable Loss.
Receiver setting: RBW = 1MHz
VBW = 1MHz

BUREAU VERITAS HONG KONG LIMITED – Kowloon Bay Office
1/F Pacific Trade Centre,
2 Kai Hing Road, Kowloon Bay,
Kowloon,HONG KONG
Tel: +852 2331 0888
Fax: +852 2331 0889
www.cps.bureauveritas.com

This report is intended for your exclusive use. Any copying or replication of this report to or for any other person or entity, or use of our name or trademark, is permitted only with our prior written permission. Our report is limited to the test samples identified herein. The results set forth in this report are not necessarily indicative or representative of the statistical quality or characteristics of the lot from which a test sample was taken or any similar or identical product unless specifically and expressly noted. Our report includes all of the tests requested by you and the results thereof. You shall have thirty days from receipt of this report to request additional testing of the samples or to notify us of any errors or omissions relating to our report, provided, however, such notice shall be in writing and shall specifically address the issue you wish to raise. A failure to raise such issue within the prescribed time shall constitute your unqualified acceptance of the completeness of this report, the tests conducted and the correctness of the report contents.

TEST REPORT No: (5215)078-0471

Measurement Data
Test Result of (Transmission mode, Highest frequency): PASS

Frequency (MHz)	Polarity (H/V)	Antenna Factor & Cable Loss (dB/m)	Duty-cycle correction (dB)	Field Strength at 3m – Peak (dBμV/m)	Limit at 3m – Peak (dBμV/m)	Margin - Peak (dB)	Field Strength at 3m – Average (dBμV/m)	Limit at 3m – Average (dBμV/m)	Margin - Average (dB)
4884.42	H	5.9	-20.0	61.7	74.0	-12.3	**41.7	54.0	-12.3
7326.63	H	12.7	-20.0	59.7	74.0	-14.3	**39.7	54.0	-14.3
9768.84	H	16.4	-20.0	51.2	74.0	-22.8	**31.2	54.0	-22.8
12211.05	H	18.6	-20.0	56.3	74.0	-17.7	**36.3	54.0	-17.7
14653.26	H	25.0	-20.0	60.7	74.0	-13.3	**40.7	54.0	-13.3
17095.47	H	27.2	-20.0	60.8	74.0	-13.2	**40.8	54.0	-13.2
19537.68	H	46.5	-20.0	61.9	74.0	-12.1	**41.9	54.0	-12.1
21979.89	H	46.9	-20.0	60.1	74.0	-13.9	**40.1	54.0	-13.9
24422.10	H	48.0	-20.0	62.9	74.0	-11.1	**42.9	54.0	-11.1
26864.31	H	48.3	-20.0	62.6	74.0	-11.4	**42.6	54.0	-11.4

For pulse modulated devices and using measuring equipment employing a peak detection mode, properly adjusted for such factor as pulse desensitisation.
**Duty Cycle Correction = 20Log(0.08) = -21.9dB.
**Therefore, -20dB is taken.

Note: Field Strength includes Antenna Factor and Cable Loss.
Receiver setting: RBW = 1MHz
VBW = 1MHz

BUREAU VERITAS HONG KONG LIMITED – Kowloon Bay Office
1/F Pacific Trade Centre,
2 Kai Hing Road, Kowloon Bay,
Kowloon,HONG KONG
Tel: +852 2331 0888
Fax: +852 2331 0889
www.cps.bureauveritas.com

This report is intended for your exclusive use. Any copying or replication of this report to or for any other person or entity, or use of our name or trademark, is permitted only with our prior written permission. Our report is limited to the test samples identified herein. The results set forth in this report are not necessarily indicative or representative of the statistical quality or characteristics of the lot from which a test sample was taken or any similar or identical product unless specifically and expressly noted. Our report includes all of the tests requested by you and the results thereof. You shall have thirty days from receipt of this report to request additional testing of the samples or to notify us of any errors or omissions relating to our report, provided, however, such notice shall be in writing and shall specifically address the issue you wish to raise. A failure to raise such issue within the prescribed time shall constitute your unqualified acceptance of the completeness of this report, the tests conducted and the correctness of the report contents.

Measurement Data
Test Result of (Transmission mode, Highest frequency): PASS

Frequency (MHz)	Polarity (H/V)	Antenna Factor & Cable Loss (dB/m)	Duty-cycle correction (dB)	Field Strength at 3m – Peak (dBµV/m)	Limit at 3m – Peak (dBµV/m)	Margin - Peak (dB)	Field Strength at 3m – Average (dBµV/m)	Limit at 3m – Average (dBµV/m)	Margin - Average (dB)
4884.42	V	5.9	-20.0	58.9	74.0	-15.1	**38.9	54.0	-15.1
7326.63	V	12.7	-20.0	57.9	74.0	-16.1	**37.9	54.0	-16.1
9768.84	V	16.4	-20.0	51.3	74.0	-22.7	**31.3	54.0	-22.7
12211.05	V	18.6	-20.0	55.4	74.0	-18.6	**35.4	54.0	-18.6
14653.26	V	25.0	-20.0	62.0	74.0	-12.0	**42.0	54.0	-12.0
17095.47	V	27.2	-20.0	62.4	74.0	-11.6	**42.4	54.0	-11.6
19537.68	V	46.5	-20.0	63.3	74.0	-10.7	**43.3	54.0	-10.7
21979.89	V	46.9	-20.0	62.7	74.0	-11.3	**42.7	54.0	-11.3
24422.10	V	48.0	-20.0	63.7	74.0	-10.3	**43.7	54.0	-10.3
26864.31	V	48.3	-20.0	62.4	74.0	-11.6	**42.4	54.0	-11.6

For pulse modulated devices and using measuring equipment employing a peak detection mode, properly adjusted for such factor as pulse desensitisation.
**Duty Cycle Correction = 20Log(0.08) = -21.9dB.
**Therefore, -20dB is taken.

Note: Field Strength includes Antenna Factor and Cable Loss.
Receiver setting: RBW = 1MHz
VBW = 1MHz

BUREAU VERITAS HONG KONG LIMITED – Kowloon Bay Office
1/F Pacific Trade Centre,
2 Kai Hing Road, Kowloon Bay,
Kowloon,HONG KONG
Tel: +852 2331 0888
Fax: +852 2331 0889
www.cps.bureauveritas.com

This report is intended for your exclusive use. Any copying or replication of this report to or for any other person or entity, or use of our name or trademark, is permitted only with our prior written permission. Our report is limited to the test samples identified herein. The results set forth in this report are not necessarily indicative or representative of the statistical quality or characteristics of the lot from which a test sample was taken or any similar or identical product unless specifically and expressly noted. Our report includes all of the tests requested by you and the results thereof. You shall have thirty days from receipt of this report to request additional testing of the samples or to notify us of any errors or omissions relating to our report, provided, however, such notice shall be in writing and shall specifically address the issue you wish to raise. A failure to raise such issue within the prescribed time shall constitute your unqualified acceptance of the completeness of this report, the tests conducted and the correctness of the report contents.

Radiated Emissions (30MHz – 2.4GHz)

Test Requirement: FCC Part 15 Section 15.209
Test Method: ANSI C63.4

Test Date(s): 2015-03-19
Temperature: 23.0 °C
Humidity: 72.0 %
Atmospheric Pressure: 100.7 kPa
Mode of Operation: On mode
Tested Voltage: 3Vd.c. ("AA" size battery x 2)

Limits for Radiated Emissions [FCC 47 CFR 15.209]:

Frequency Range [MHz]	Quasi-Peak Limits [μV/m]	Measurement Distance m
0.009-0.490	2400/F(kHz)	300
0.490-1.705	24000/F(kHz)	30
1.705-30	30	30
30-88	100	3
88-216	150	3
216-960	200	3
Above960	500	3

Measurement Data

Test Result of (On mode): PASS

Detection mode: Quasi-Peak

Frequency	Polarity (H/V)	Field Strength	Limit	Margin (dB)
Emissions detected are more than 20 dB below the limit line(s) in 9kHz to 30MHz				

Note: Field Strength includes Antenna Factor and Cable Loss.

Receiver setting: RBW = 200Hz
VBW = 200Hz

BUREAU VERITAS HONG KONG LIMITED – Kowloon Bay Office
1/F Pacific Trade Centre,
2 Kai Hing Road, Kowloon Bay,
Kowloon,HONG KONG
Tel: +852 2331 0888
Fax: +852 2331 0889
www.cps.bureauveritas.com

This report is intended for your exclusive use. Any copying or replication of this report to or for any other person or entity, or use of our name or trademark, is permitted only with our prior written permission. Our report is limited to the test samples identified herein. The results set forth in this report are not necessarily indicative or representative of the statistical quality or characteristics of the lot from which a test sample was taken or any similar or identical product unless specifically and expressly noted. Our report includes all of the tests requested by you and the results thereof. You shall have thirty days from receipt of this report to request additional testing of the samples or to notify us of any errors or omissions relating to our report, provided, however, such notice shall be in writing and shall specifically address the issue you wish to raise. A failure to raise such issue within the prescribed time shall constitute your unqualified acceptance of the completeness of this report, the tests conducted and the correctness of the report contents.

TEST REPORT No: (5215)078-0471

Measurement Data

Test Result of (On mode): PASS

Detection mode: Quasi-Peak

Frequency (MHz)	Polarity (H/V)	Field Strength at 3m (dBµV/m)	Limit at 3m (dBµV/m)	Margin (dB)
121.40	H	23.2	43.5	-20.3
147.86	H	24.5	43.5	-19.0
223.52	H	23.7	46.0	-22.3
321.32	H	23.0	46.0	-23.0
447.68	H	25.1	46.0	-20.9
557.24	H	26.1	46.0	-19.9

Frequency (MHz)	Polarity (H/V)	Field Strength at 3m (dBµV/m)	Limit at 3m (dBµV/m)	Margin (dB)
121.40	V	23.1	43.5	-20.4
147.86	V	24.8	43.5	-18.7
223.52	V	23.9	46.0	-22.1
321.32	V	22.7	46.0	-23.3
447.68	V	25.3	46.0	-20.7
557.24	V	26.8	46.0	-19.2

Note: Field Strength includes Antenna Factor and Cable Loss.

Receiver setting: RBW = 120KHz
VBW = 120KHz

BUREAU VERITAS HONG KONG LIMITED –
Kowloon Bay Office
1/F Pacific Trade Centre,
2 Kai Hing Road, Kowloon Bay,
Kowloon,HONG KONG
Tel: +852 2331 0888
Fax: +852 2331 0889
www.cps.bureauveritas.com

This report is intended for your exclusive use. Any copying or replication of this report to or for any other person or entity, or use of our name or trademark, is permitted only with our prior written permission. Our report is limited to the test samples identified herein. The results set forth in this report are not necessarily indicative or representative of the statistical quality or characteristics of the lot from which a test sample was taken or any similar or identical product unless specifically and expressly noted. Our report includes all of the tests requested by you and the results thereof. You shall have thirty days from receipt of this report to request additional testing of the samples or to notify us of any errors or omissions relating to our report, provided, however, such notice shall be in writing and shall specifically address the issue you wish to raise. A failure to raise such issue within the prescribed time shall constitute your unqualified acceptance of the completeness of this report, the tests conducted and the correctness of the report contents.

TEST REPORT No: (5215)078-0471

Frequency range of Fundamental Emission

Test Requirement:	FCC 47 CFR 15.249
Test Method:	ANSI C63.4:2009 (Section 13.1.7)
Test Date(s):	2015-03-19
Temperature:	23.0 ^{o}C
Humidity:	72.0 %
Atmospheric Pressure:	100.7 kPa
Mode of Operation:	On mode
Tested Voltage:	3Vd.c. ("AA" size battery x 2)

Test Method:

The bandwidth is measured at an amplitude level reduced from the reference level by a specified ratio. The reference level is the level of the highest amplitude signal observed from the transmitter at the fundamental frequency. Once the reference level is established, the equipment is conditioned with typical modulating signal to produce the worst-case (i.e. the widest) bandwidth.

Limits for Frequency range of Fundamental Emission:

Frequency [MHz]	FCC Limits [MHz]
2407.60 – 2443.15	2400 – 2483.5

BUREAU VERITAS HONG KONG LIMITED – Kowloon Bay Office
1/F Pacific Trade Centre,
2 Kai Hing Road, Kowloon Bay,
Kowloon,HONG KONG
Tel: +852 2331 0888
Fax: +852 2331 0889
www.cps.bureauveritas.com

This report is intended for your exclusive use. Any copying or replication of this report to or for any other person or entity, or use of our name or trademark, is permitted only with our prior written permission. Our report is limited to the test samples identified herein. The results set forth in this report are not necessarily indicative or representative of the statistical quality or characteristics of the lot from which a test sample was taken or any similar or identical product unless specifically and expressly noted. Our report includes all of the tests requested by you and the results thereof. You shall have thirty days from receipt of this report to request additional testing of the samples or to notify us of any errors or omissions relating to our report, provided, however, such notice shall be in writing and shall specifically address the issue you wish to raise. A failure to raise such issue within the prescribed time shall constitute your unqualified acceptance of the completeness of this report, the tests conducted and the correctness of the report contents.

TEST REPORT No: (5215)078-0471

Measurement Data :

Test Result of Frequency Range of Fundamental Emission: PASS

Lowest Frequency – 2408.21MHz

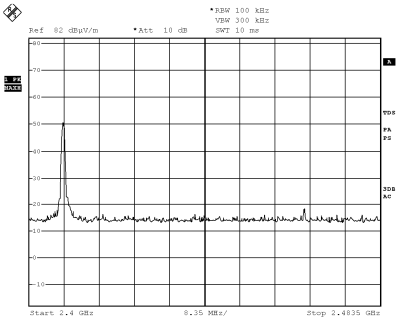

Middle Frequency – 2426.21MHz

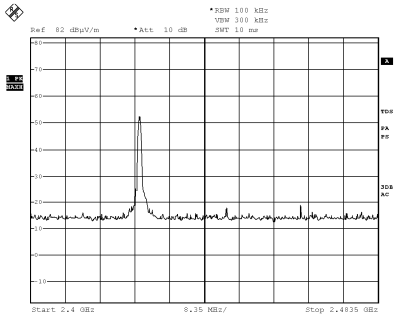

Highest Frequency – 2442.21MHz

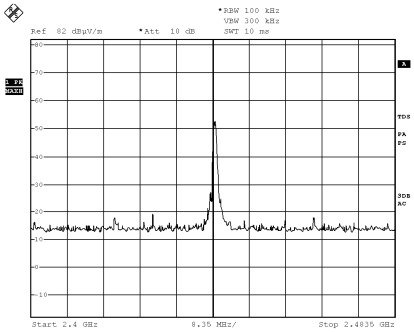

BUREAU VERITAS HONG KONG LIMITED – Kowloon Bay Office
1/F Pacific Trade Centre,
2 Kai Hing Road, Kowloon Bay,
Kowloon,HONG KONG
Tel: +852 2331 0888
Fax: +852 2331 0889
www.cps.bureauveritas.com

This report is intended for your exclusive use. Any copying or replication of this report to or for any other person or entity, or use of our name or trademark, is permitted only with our prior written permission. Our report is limited to the test samples identified herein. The results set forth in this report are not necessarily indicative or representative of the statistical quality or characteristics of the lot from which a test sample was taken or any similar or identical product unless specifically and expressly noted. Our report includes all of the tests requested by you and the results thereof. You shall have thirty days from receipt of this report to request additional testing of the samples or to notify us of any errors or omissions relating to our report, provided, however, such notice shall be in writing and shall specifically address the issue you wish to raise. A failure to raise such issue within the prescribed time shall constitute your unqualified acceptance of the completeness of this report, the tests conducted and the correctness of the report contents.

TEST REPORT No: (5215)078-0471

Measurement Data :

Test Result of 26dB Bandwidth of Fundamental Emission: PASS

Lowest Frequency – 2408.21MHz

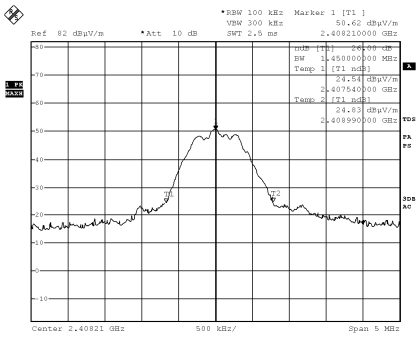

Middle Frequency – 2426.21MHz

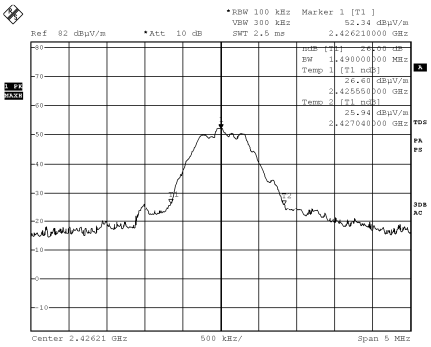

Highest Frequency – 2442.21MHz

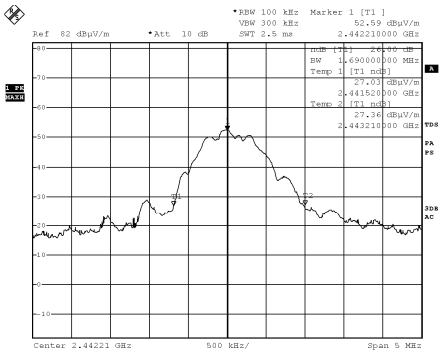

BUREAU VERITAS HONG KONG LIMITED – Kowloon Bay Office
1/F Pacific Trade Centre,
2 Kai Hing Road, Kowloon Bay,
Kowloon,HONG KONG
Tel: +852 2331 0888
Fax: +852 2331 0889
www.cps.bureauveritas.com

This report is intended for your exclusive use. Any copying or replication of this report to or for any other person or entity, or use of our name or trademark, is permitted only with our prior written permission. Our report is limited to the test samples identified herein. The results set forth in this report are not necessarily indicative or representative of the statistical quality or characteristics of the lot from which a test sample was taken or any similar or identical product unless specifically and expressly noted. Our report includes all of the tests requested by you and the results thereof. You shall have thirty days from receipt of this report to request additional testing of the samples or to notify us of any errors or omissions relating to our report, provided, however, such notice shall be in writing and shall specifically address the issue you wish to raise. A failure to raise such issue within the prescribed time shall constitute your unqualified acceptance of the completeness of this report, the tests conducted and the correctness of the report contents.

Duty Cycle Correction During 100msec:

Each function key sends a different series of characters, but each packet period (100msec) never exceeds a series of 20 pulses (0.4msec). Assuming any combination of short and long pulses maybe obtained due to encoding the worst case transmit duty cycle would be considered 20*0.4 per 100msec = 8% duty cycle.

Remarks:

Duty Cycle Correction = 20Log(0.08) = -21.9dB
Therefore, -20dB is taken

The following figure show the characteristics of the pulse train for one of these functions.

BUREAU VERITAS HONG KONG LIMITED – Kowloon Bay Office
1/F Pacific Trade Centre,
2 Kai Hing Road, Kowloon Bay,
Kowloon,HONG KONG
Tel: +852 2331 0888
Fax: +852 2331 0889
www.cps.bureauveritas.com

This report is intended for your exclusive use. Any copying or replication of this report to or for any other person or entity, or use of our name or trademark, is permitted only with our prior written permission. Our report is limited to the test samples identified herein. The results set forth in this report are not necessarily indicative or representative of the statistical quality or characteristics of the lot from which a test sample was taken or any similar or identical product unless specifically and expressly noted. Our report includes all of the tests requested by you and the results thereof. You shall have thirty days from receipt of this report to request additional testing of the samples or to notify us of any errors or omissions relating to our report, provided, however, such notice shall be in writing and shall specifically address the issue you wish to raise. A failure to raise such issue within the prescribed time shall constitute your unqualified acceptance of the completeness of this report, the tests conducted and the correctness of the report contents.

TEST REPORT No: (5215)078-0471

Measurement Data :

Figure A [Pulse Train]

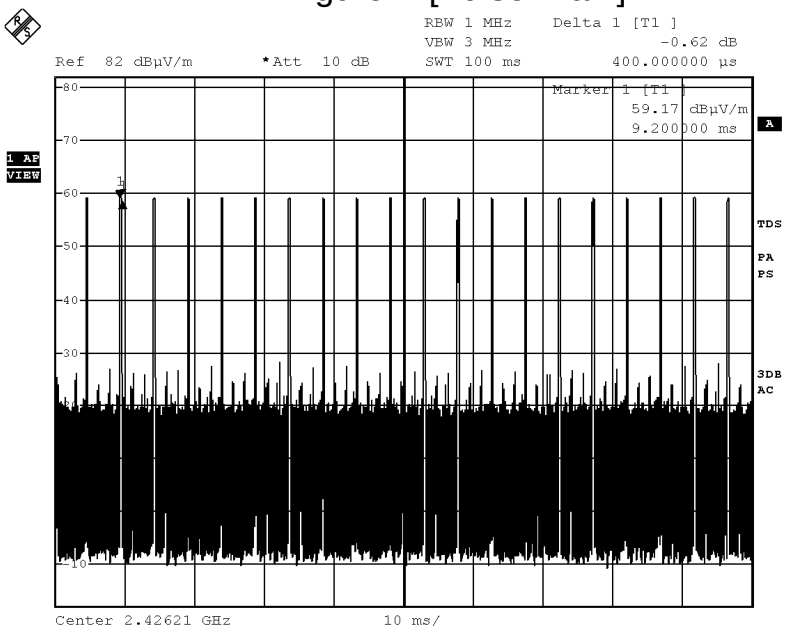

This report is intended for your exclusive use. Any copying or replication of this report to or for any other person or entity, or use of our name or trademark, is permitted only with our prior written permission. Our report is limited to the test samples identified herein. The results set forth in this report are not necessarily indicative or representative of the statistical quality or characteristics of the lot from which a test sample was taken or any similar or identical product unless specifically and expressly noted. Our report includes all of the tests requested by you and the results thereof. You shall have thirty days from receipt of this report to request additional testing of the samples or to notify us of any errors or omissions relating to our report, provided, however, such notice shall be in writing and shall specifically address the issue you wish to raise. A failure to raise such issue within the prescribed time shall constitute your unqualified acceptance of the completeness of this report, the tests conducted and the correctness of the report contents.

Photographs of EUT

Front View of the product

Rear View of the product

Top View of the product

Bottom View of the product

Side View of the product

Side View of the product

Battery compartment

Battery Cover

BUREAU VERITAS HONG KONG LIMITED – Kowloon Bay Office
1/F Pacific Trade Centre,
2 Kai Hing Road, Kowloon Bay,
Kowloon,HONG KONG
Tel: +852 2331 0888
Fax: +852 2331 0889
www.cps.bureauveritas.com

This report is intended for your exclusive use. Any copying or replication of this report to or for any other person or entity, or use of our name or trademark, is permitted only with our prior written permission. Our report is limited to the test samples identified herein. The results set forth in this report are not necessarily indicative or representative of the statistical quality or characteristics of the lot from which a test sample was taken or any similar or identical product unless specifically and expressly noted. Our report includes all of the tests requested by you and the results thereof. You shall have thirty days from receipt of this report to request additional testing of the samples or to notify us of any errors or omissions relating to our report, provided, however, such notice shall be in writing and shall specifically address the issue you wish to raise. A failure to raise such issue within the prescribed time shall constitute your unqualified acceptance of the completeness of this report, the tests conducted and the correctness of the report contents.

TEST REPORT No: (5215)078-0471

Photographs of EUT

Internal View of the product

Internal View of the product



Inner Circuit Top View



Inner Circuit Bottom View



Inner Circuit Top View



Inner Circuit Bottom View



Inner Circuit Top View



Inner Circuit Bottom View



This report is intended for your exclusive use. Any copying or replication of this report to or for any other person or entity, or use of our name or trademark, is permitted only with our prior written permission. Our report is limited to the test samples identified herein. The results set forth in this report are not necessarily indicative or representative of the statistical quality or characteristics of the lot from which a test sample was taken or any similar or identical product unless specifically and expressly noted. Our report includes all of the tests requested by you and the results thereof. You shall have thirty days from receipt of this report to request additional testing of the samples or to notify us of any errors or omissions relating to our report, provided, however, such notice shall be in writing and shall specifically address the issue you wish to raise. A failure to raise such issue within the prescribed time shall constitute your unqualified acceptance of the completeness of this report, the tests conducted and the correctness of the report contents.

TEST REPORT No: (5215)078-0471

Photographs of EUT

Internal View of the product



Internal View of the product



Antenna



BUREAU VERITAS HONG KONG LIMITED – Kowloon Bay Office
1/F Pacific Trade Centre,
2 Kai Hing Road, Kowloon Bay,
Kowloon,HONG KONG
Tel: +852 2331 0888
Fax: +852 2331 0889
www.cps.bureauveritas.com

This report is intended for your exclusive use. Any copying or replication of this report to or for any other person or entity, or use of our name or trademark, is permitted only with our prior written permission. Our report is limited to the test samples identified herein. The results set forth in this report are not necessarily indicative or representative of the statistical quality or characteristics of the lot from which a test sample was taken or any similar or identical product unless specifically and expressly noted. Our report includes all of the tests requested by you and the results thereof. You shall have thirty days from receipt of this report to request additional testing of the samples or to notify us of any errors or omissions relating to our report, provided, however, such notice shall be in writing and shall specifically address the issue you wish to raise. A failure to raise such issue within the prescribed time shall constitute your unqualified acceptance of the completeness of this report, the tests conducted and the correctness of the report contents.

Measurement of Radiated Emission Test Set Up

******* End of Report *******

BUREAU VERITAS HONG KONG LIMITED – Kowloon Bay Office
1/F Pacific Trade Centre,
2 Kai Hing Road, Kowloon Bay,
Kowloon,HONG KONG
Tel: +852 2331 0888
Fax: +852 2331 0889
www.cps.bureauveritas.com

This report is intended for your exclusive use. Any copying or replication of this report to or for any other person or entity, or use of our name or trademark, is permitted only with our prior written permission. Our report is limited to the test samples identified herein. The results set forth in this report are not necessarily indicative or representative of the statistical quality or characteristics of the lot from which a test sample was taken or any similar or identical product unless specifically and expressly noted. Our report includes all of the tests requested by you and the results thereof. You shall have thirty days from receipt of this report to request additional testing of the samples or to notify us of any errors or omissions relating to our report, provided, however, such notice shall be in writing and shall specifically address the issue you wish to raise. A failure to raise such issue within the prescribed time shall constitute your unqualified acceptance of the completeness of this report, the tests conducted and the correctness of the report contents.