Appendix B1:

SAR Distribution Plots (Head)

Date/Time: 8/15/2006 3:18:05 AM

Test Laboratory: Kyocera-Wireless Corp.

K27 #YMD8 CDMA-800 ch777 Left Cheek

Communication System: CDMA-800, Frequency: 848.31 MHz, Duty Cycle: 1:1

Medium: HSL900,Medium parameters used (interpolated): f = 848.31 MHz; σ = 0.928 mho/m; ε_r = 42; ρ = 1000 kg/m^3

Phantom: SAM 12,Phantom section: Left Section

DASY4 Configuration:
Probe: ET3DV6 - SN1664, ConvF(6.58, 6.58, 6.58), Calibrated: 6/22/2006
Sensor-Surface: 4mm (Mechanical And Optical Surface Detection),
Electronics: DAE4 Sn527,Calibrated: 9/22/2005
Measurement SW: DASY4, V4.6 Build 23
Postprocessing SW: SEMCAD, V1.8 Build 160

Temperature:
Room T = 21.8 +/– 1 deg C, Liquid T = 22.0 +/– 1 deg C

CDMA-800 Ch777 LC/Zoom Scan (7x7x7)/Cube 0: Measurement grid: dx=5mm, dy=5mm, dz=5mm

Reference Value = 10.2 V/m; Power Drift = -0.198 dB
Peak SAR (extrapolated) = 1.26 W/kg
SAR(1 g) = 0.988 mW/g; SAR(10 g) = 0.674 mW/g

Info: Interpolated medium parameters used for SAR evaluation.
Maximum value of SAR (measured) = 1.06 mW/g

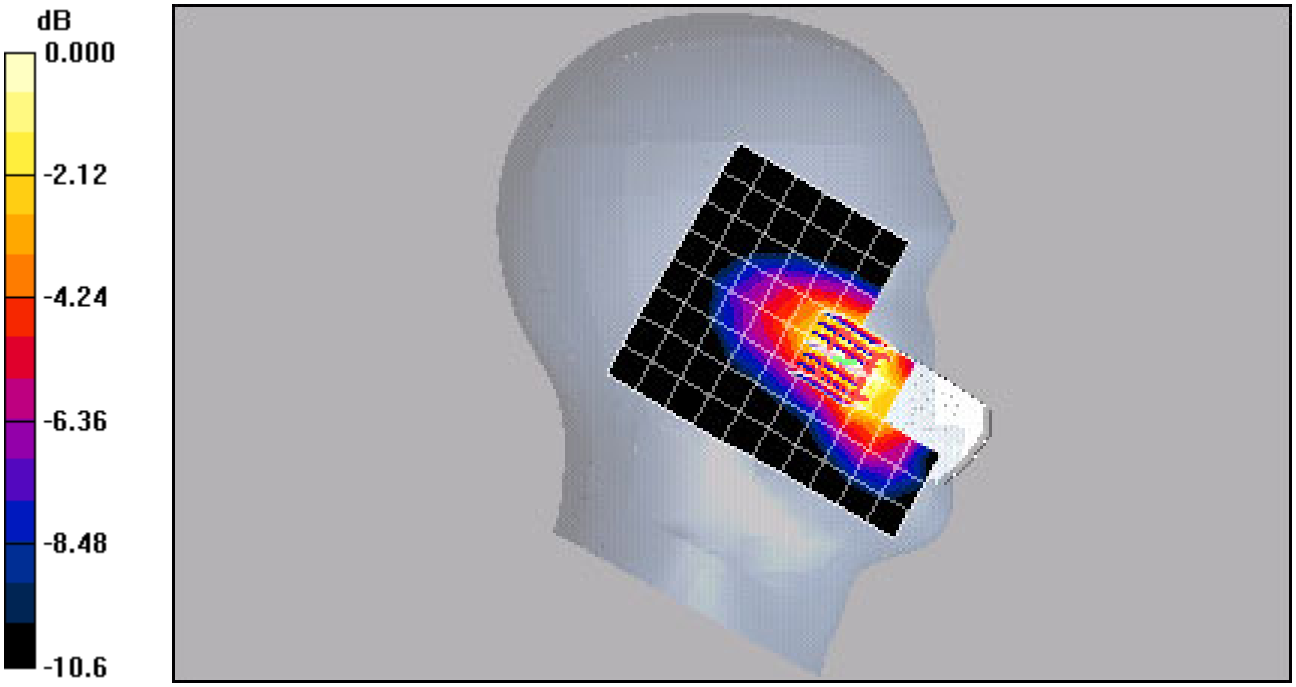

0 dB = 1.06mW/g

Date/Time: 8/15/2006 3:47:14 AM

Test Laboratory: Kyocera-Wireless Corp.

K27 #YMD8 CDMA-800 ch383 Left Tilt

Communication System: CDMA-800, Frequency: 836.49 MHz, Duty Cycle: 1:1

Medium: HSL900,Medium parameters used (interpolated): f = 836.49 MHz; σ = 0.928 mho/m; ε_r = 42; ρ = 1000 kg/m^3

Phantom: SAM 12,Phantom section: Left Section

DASY4 Configuration:
Probe: ET3DV6 - SN1664, ConvF(6.58, 6.58, 6.58), Calibrated: 6/22/2006
Sensor-Surface: 4mm (Mechanical And Optical Surface Detection),
Electronics: DAE4 Sn527,Calibrated: 9/22/2005
Measurement SW: DASY4, V4.6 Build 23
Postprocessing SW: SEMCAD, V1.8 Build 160

Temperature:
Room T = 21.8 +/– 1 deg C, Liquid T = 22.0 +/– 1 deg C

CDMA-800 Ch383 LT/Zoom Scan (7x7x7)/Cube 0: Measurement grid: dx=5mm, dy=5mm, dz=5mm

Reference Value = 9.01 V/m; Power Drift = -0.040 dB
Peak SAR (extrapolated) = 0.209 W/kg
SAR(1 g) = 0.180 mW/g; SAR(10 g) = 0.139 mW/g

Info: Interpolated medium parameters used for SAR evaluation.
Maximum value of SAR (measured) = 0.188 mW/g

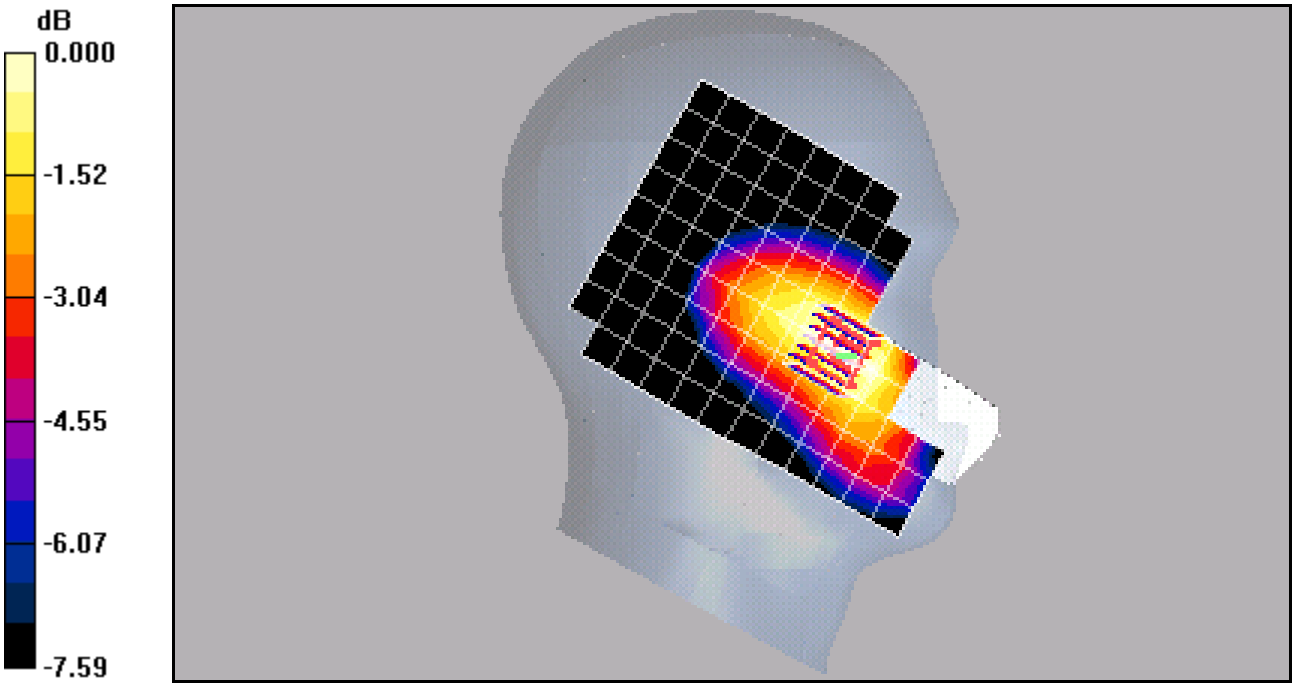

0 dB = 0.188mW/g

Date/Time: 8/15/2006 5:55:34 AM

Test Laboratory: Kyocera-Wireless Corp.

K27 #YMD8 CDMA-800 ch777 Right Cheek

Communication System: CDMA-800, Frequency: 848.31 MHz, Duty Cycle: 1:1

Medium: HSL900,Medium parameters used (interpolated): f = 848.31 MHz; σ = 0.928 mho/m; ε_r = 42; ρ = 1000 kg/m^3

Phantom: SAM 12,Phantom section: Right Section

DASY4 Configuration:
Probe: ET3DV6 - SN1664, ConvF(6.58, 6.58, 6.58), Calibrated: 6/22/2006
Sensor-Surface: 4mm (Mechanical And Optical Surface Detection),
Electronics: DAE4 Sn527,Calibrated: 9/22/2005
Measurement SW: DASY4, V4.6 Build 23
Postprocessing SW: SEMCAD, V1.8 Build 160

Temperature:
Room T = 21.8 +/– 1 deg C, Liquid T = 22.0 +/– 1 deg C

PCS Ch777 RC/Zoom Scan (7x7x7)/Cube 0: Measurement grid: dx=5mm, dy=5mm, dz=5mm

Reference Value = 11.4 V/m; Power Drift = -0.083 dB
Peak SAR (extrapolated) = 1.51 W/kg
SAR(1 g) = 1.13 mW/g; SAR(10 g) = 0.763 mW/g

Info: Interpolated medium parameters used for SAR evaluation.
Maximum value of SAR (measured) = 1.22 mW/g

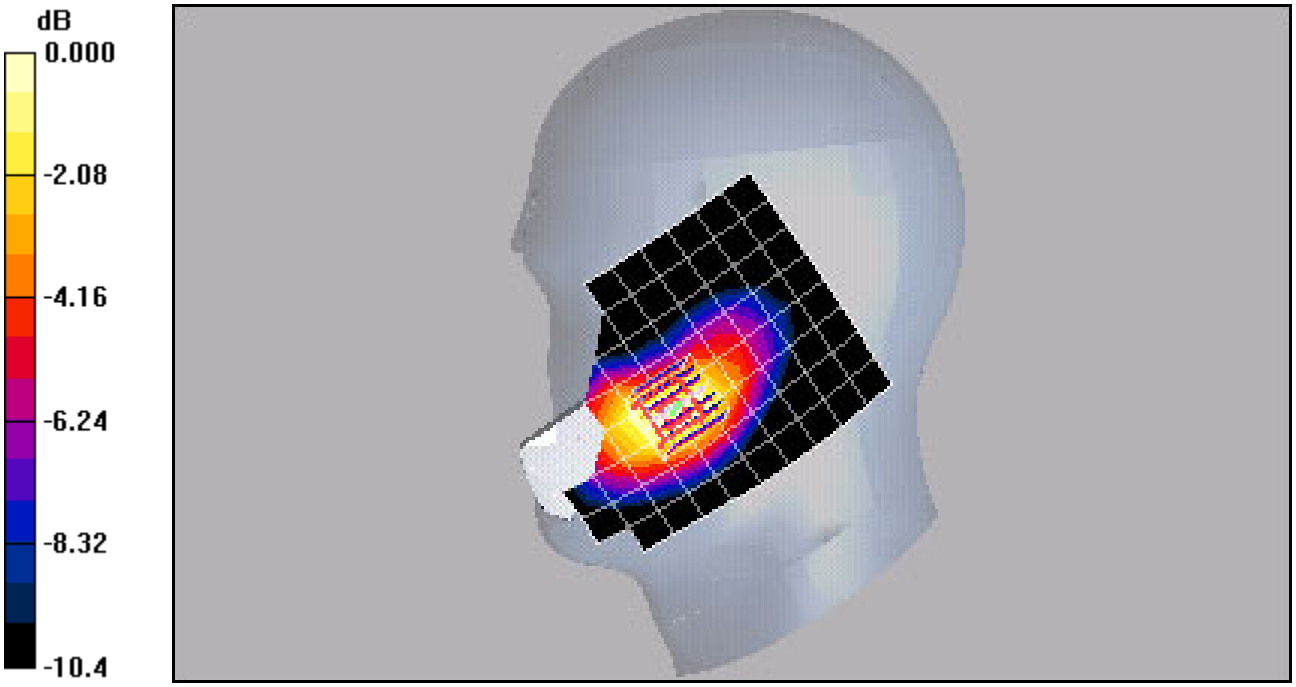

0 dB = 1.22mW/g

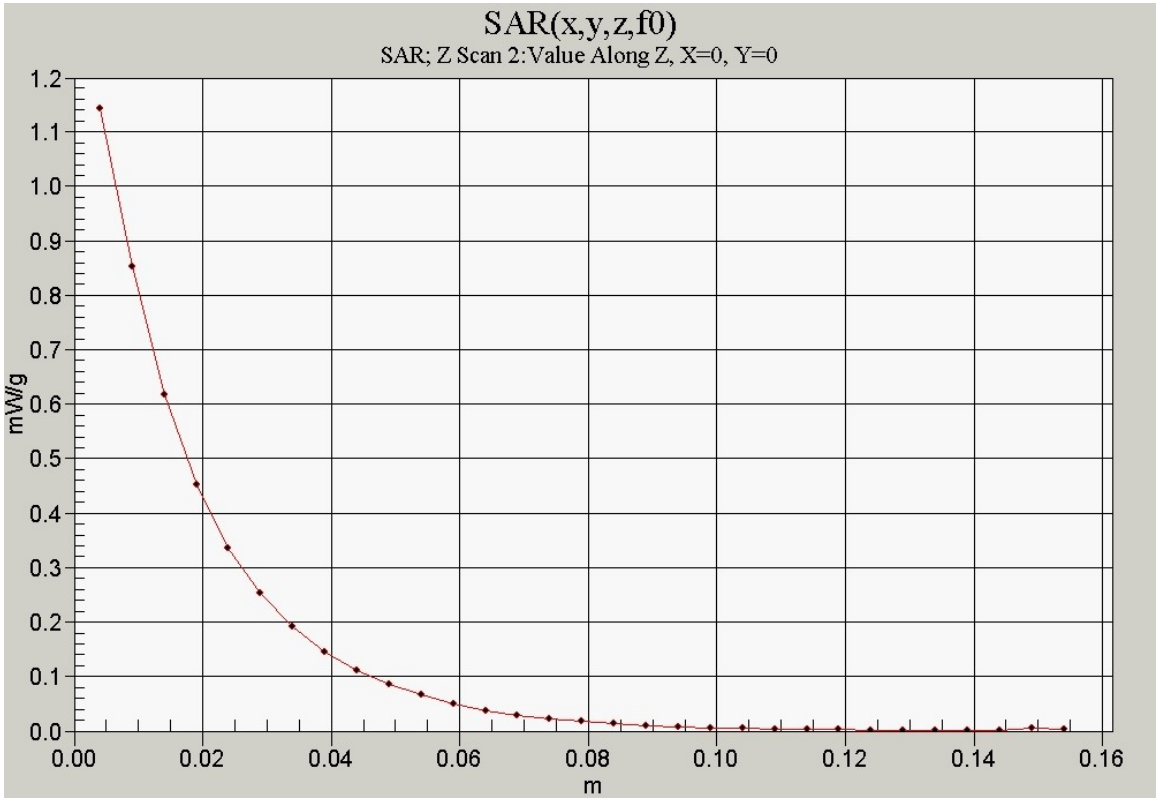
SAR(x,y,z,f0)
SAR; Z Scan 2:Value Along Z, X=0, Y=0
mW/g
m
1.2
1.1
1.0
0.9
0.8
0.7
0.6
0.5
0.4
0.3
0.2
0.1
0.0
0.00
0.02
0.04
0.06
0.08
0.10
0.12
0.14
0.16

Date/Time: 8/15/2006 6:49:07 AM

Test Laboratory: Kyocera-Wireless Corp.

K27 #YMD8 CDMA-800 ch383 Right Tilt

Communication System: CDMA-800, Frequency: 836.49 MHz, Duty Cycle: 1:1

Medium: HSL900,Medium parameters used (interpolated): f = 836.49 MHz; σ = 0.928 mho/m; ε_r = 42; ρ = 1000 kg/m^3

Phantom: SAM 12,Phantom section: Right Section

DASY4 Configuration:
Probe: ET3DV6 - SN1664, ConvF(6.58, 6.58, 6.58), Calibrated: 6/22/2006
Sensor-Surface: 4mm (Mechanical And Optical Surface Detection),
Electronics: DAE4 Sn527,Calibrated: 9/22/2005
Measurement SW: DASY4, V4.6 Build 23
Postprocessing SW: SEMCAD, V1.8 Build 160

Temperature:
Room T = 21.8 +/– 1 deg C, Liquid T = 22.0 +/– 1 deg C

PCS Ch383 RT/Zoom Scan (7x7x7)/Cube 0: Measurement grid: dx=5mm, dy=5mm, dz=5mm

Reference Value = 11.2 V/m; Power Drift = 0.093 dB
Peak SAR (extrapolated) = 0.288 W/kg
SAR(1 g) = 0.231 mW/g; SAR(10 g) = 0.176 mW/g

Info: Interpolated medium parameters used for SAR evaluation.
Maximum value of SAR (measured) = 0.246 mW/g

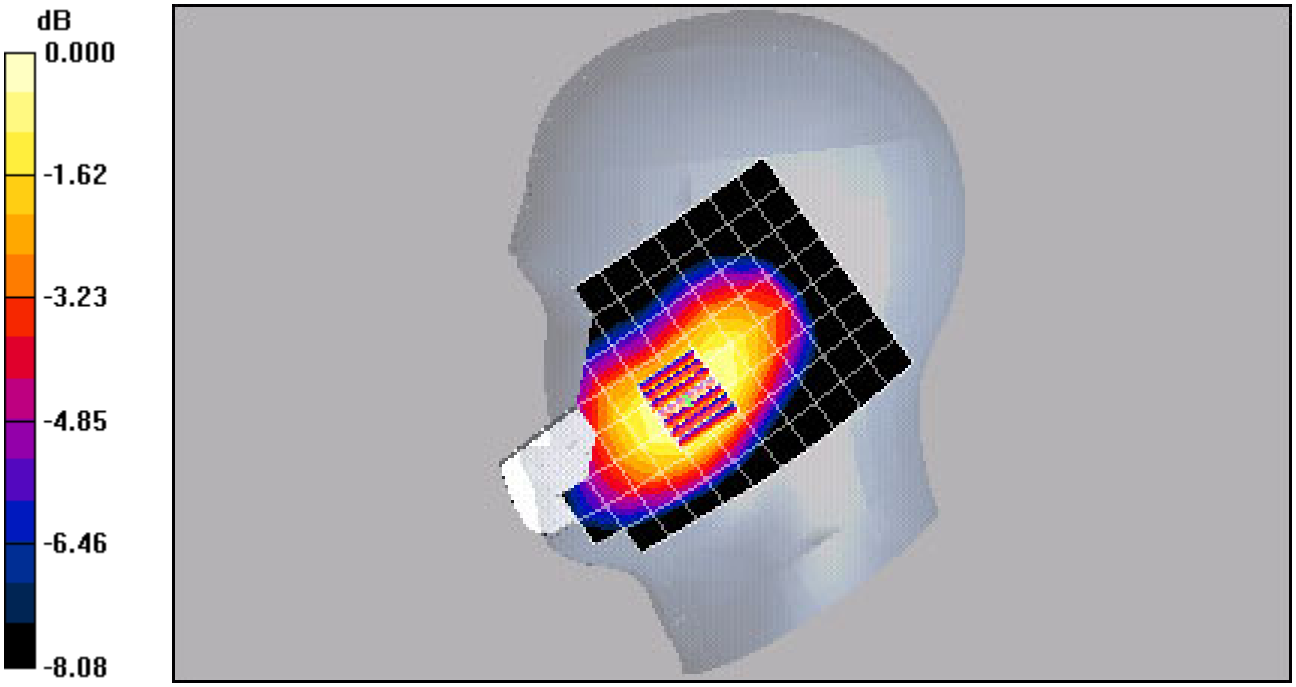

0 dB = 0.246mW/g

Date/Time: 8/14/2006 9:40:44 AM

Test Laboratory: Kyocera-Wireless Corp.

K27 #YMD8 PCS ch25 Left Cheek

Communication System: CDMA-1900, Frequency: 1851.25 MHz, Duty Cycle: 1:1

Medium: HSL1800,Medium parameters used (extrapolated): f = 1851.25 MHz; σ = 1.39 mho/m; ε_r = 39.4; ρ = 1000 kg/m^3

Phantom: SAM 12,Phantom section: Left Section

DASY4 Configuration:
Probe: ET3DV6 - SN1664, ConvF(5.05, 5.05, 5.05), Calibrated: 6/22/2006
Sensor-Surface: 4mm (Mechanical And Optical Surface Detection),
Electronics: DAE4 Sn527,Calibrated: 9/22/2005
Measurement SW: DASY4, V4.6 Build 23
Postprocessing SW: SEMCAD, V1.8 Build 160

Temperature:
Room T = 21.8 +/– 1 deg C, Liquid T = 22.0 +/– 1 deg C

PCS Ch25 LC/Zoom Scan (7x7x7)/Cube 0: Measurement grid: dx=5mm, dy=5mm, dz=5mm

Reference Value = 10.4 V/m; Power Drift = -0.224 dB
Peak SAR (extrapolated) = 1.69 W/kg
SAR(1 g) = 1.13 mW/g; SAR(10 g) = 0.657 mW/g

Info: Extrapolated medium parameters used for SAR evaluation.
Maximum value of SAR (measured) = 1.23 mW/g

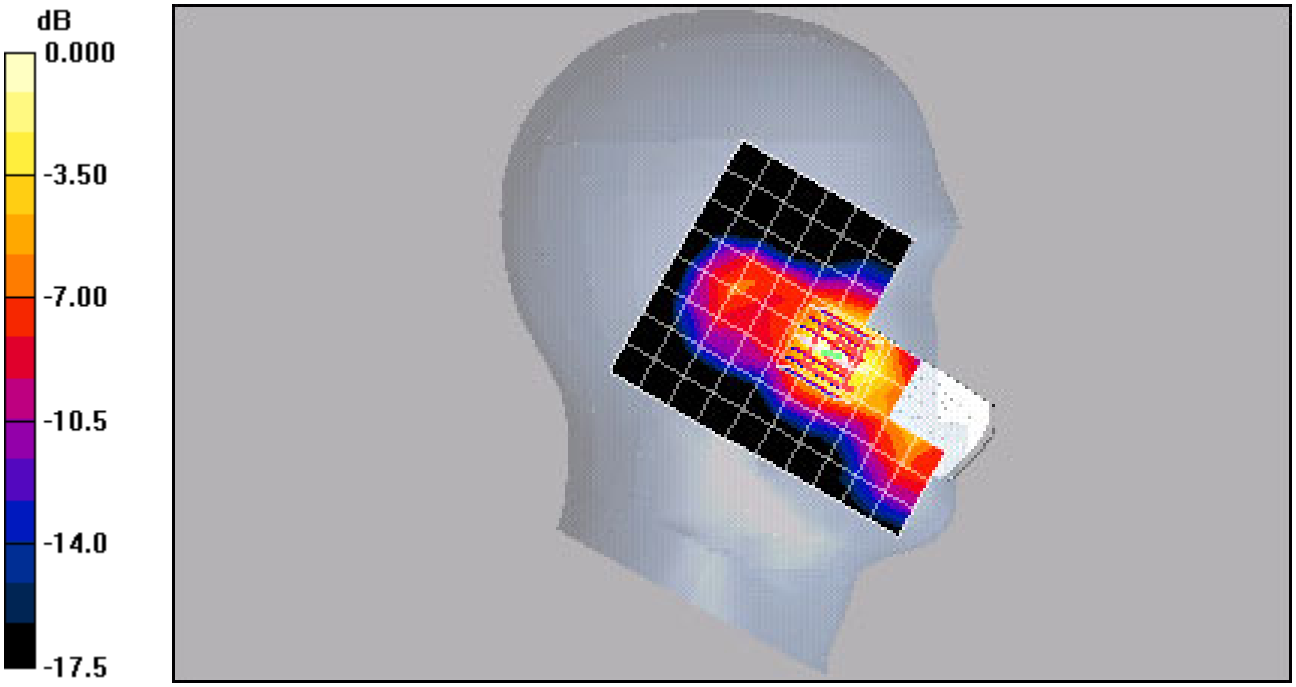

0 dB = 1.23mW/g

Date/Time: 8/14/2006 11:08:57 AM

Test Laboratory: Kyocera-Wireless Corp.

K27 #YMD8 PCS ch600 Left Tilt

Communication System: CDMA-1900, Frequency: 1880 MHz, Duty Cycle: 1:1

Medium: HSL1800,Medium parameters used: f = 1880 MHz; σ = 1.39 mho/m; ε_r = 39.4; ρ = 1000 kg/m^3

Phantom: SAM 12,Phantom section: Left Section

DASY4 Configuration:
Probe: ET3DV6 - SN1664, ConvF(5.05, 5.05, 5.05), Calibrated: 6/22/2006
Sensor-Surface: 4mm (Mechanical And Optical Surface Detection),
Electronics: DAE4 Sn527,Calibrated: 9/22/2005
Measurement SW: DASY4, V4.6 Build 23
Postprocessing SW: SEMCAD, V1.8 Build 160

Temperature:
Room T = 21.8 +/– 1 deg C, Liquid T = 22.0 +/– 1 deg C

PCS Ch600 LT/Zoom Scan (7x7x7)/Cube 0: Measurement grid: dx=5mm, dy=5mm, dz=5mm

Reference Value = 12.5 V/m; Power Drift = -0.033 dB
Peak SAR (extrapolated) = 0.439 W/kg
SAR(1 g) = 0.294 mW/g; SAR(10 g) = 0.180 mW/g

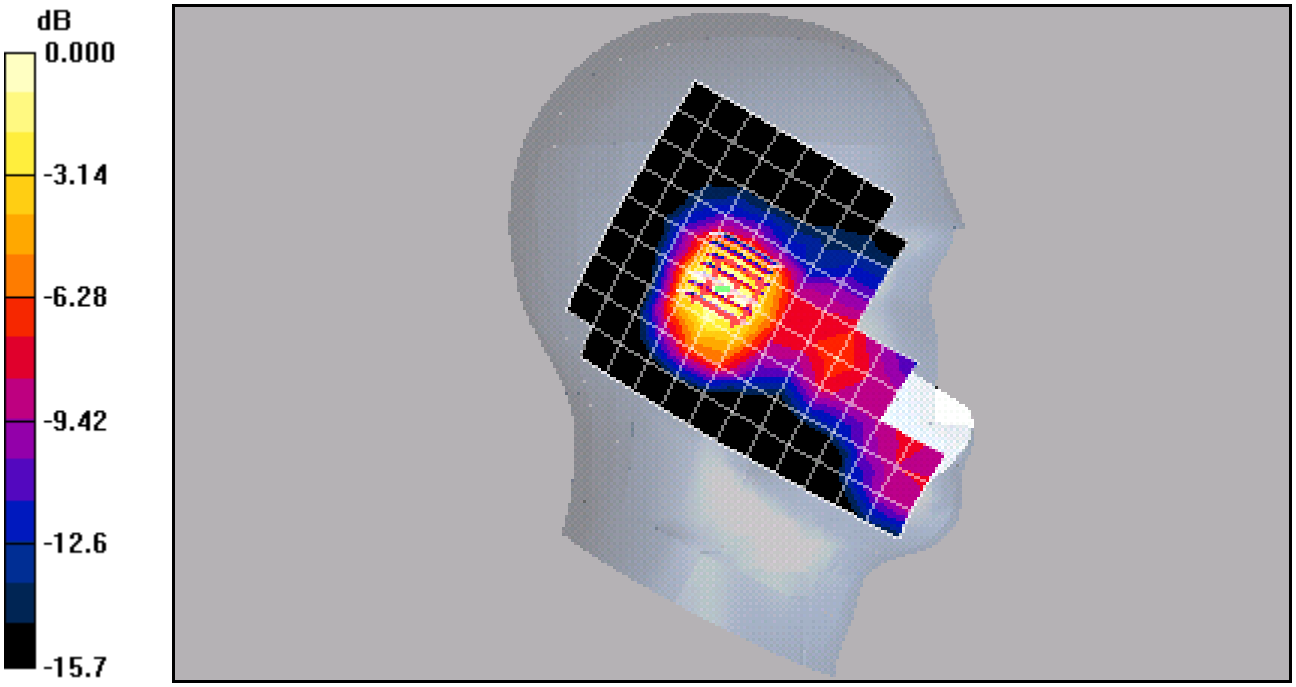

0 dB = 0.318mW/g

Date/Time: 8/14/2006 11:55:43 AM

Test Laboratory: Kyocera-Wireless Corp.

K27 #YMD8 PCS ch600 Right Cheek

Communication System: CDMA-1900, Frequency: 1880 MHz, Duty Cycle: 1:1

Medium: HSL1800,Medium parameters used: f = 1880 MHz; σ = 1.39 mho/m; ε_r = 39.4; ρ = 1000 kg/m^3

Phantom: SAM 12,Phantom section: Right Section

DASY4 Configuration:
Probe: ET3DV6 - SN1664, ConvF(5.05, 5.05, 5.05), Calibrated: 6/22/2006
Sensor-Surface: 4mm (Mechanical And Optical Surface Detection),
Electronics: DAE4 Sn527,Calibrated: 9/22/2005
Measurement SW: DASY4, V4.6 Build 23
Postprocessing SW: SEMCAD, V1.8 Build 160

Temperature:
Room T = 21.8 +/– 1 deg C, Liquid T = 22.0 +/– 1 deg C

PCS Ch600 RC/Zoom Scan (7x7x7)/Cube 0: Measurement grid: dx=5mm, dy=5mm, dz=5mm

Reference Value = 11.5 V/m; Power Drift = -0.106 dB
Peak SAR (extrapolated) = 1.87 W/kg
SAR(1 g) = 1.25 mW/g; SAR(10 g) = 0.721 mW/g
Maximum value of SAR (measured) = 1.39 mW/g

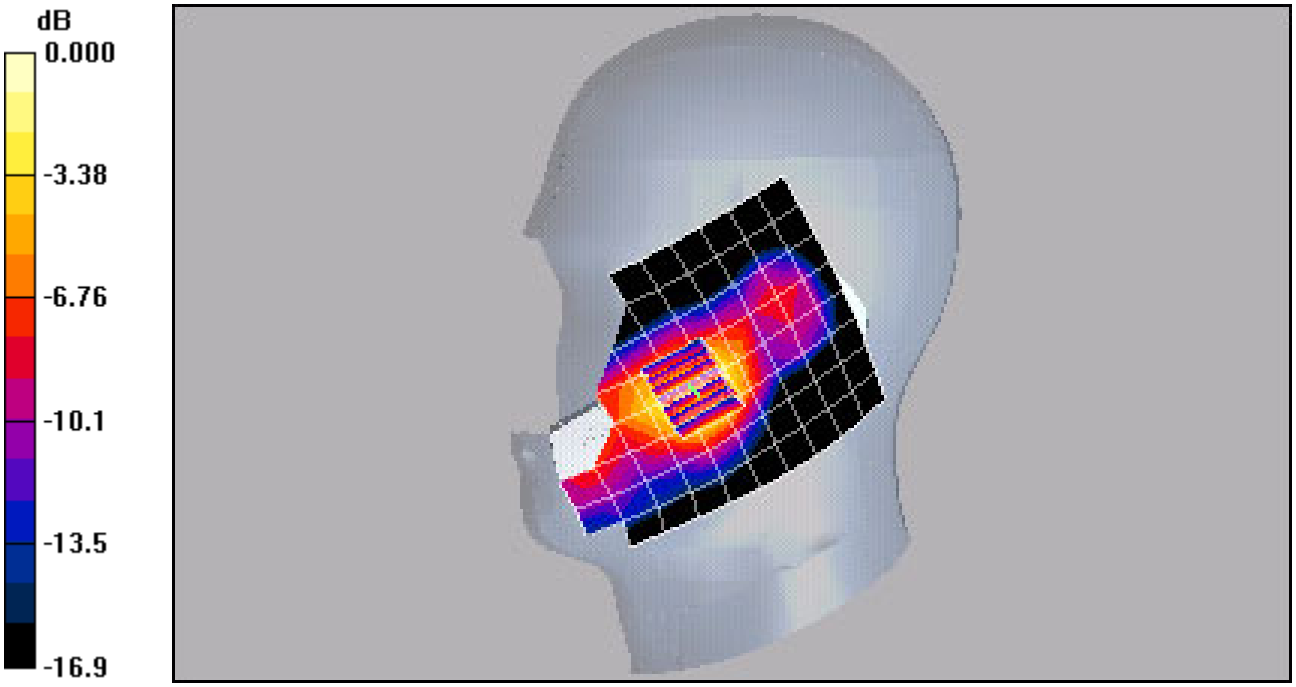

0 dB = 1.39mW/g

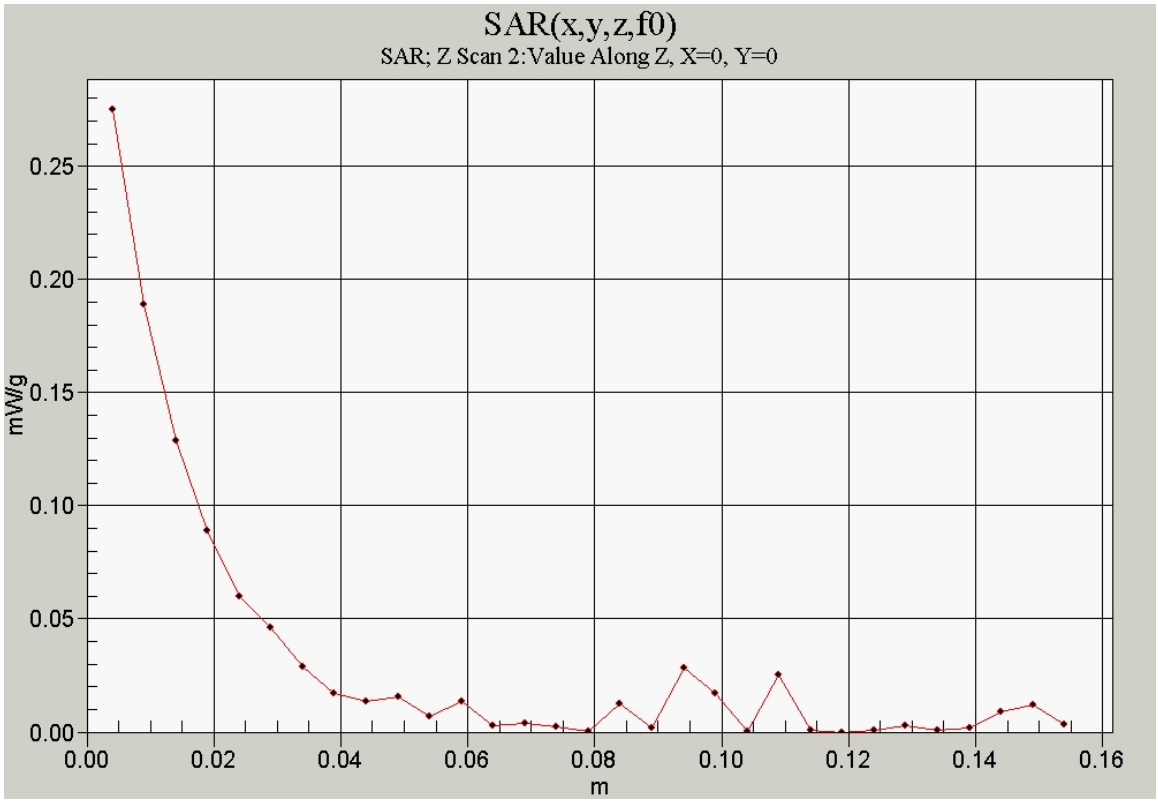
SAR(x,y,z,f0)
SAR; Z Scan 2:Value Along Z, X=0, Y=0
mW/g
0.25
0.20
0.15
0.10
0.05
0.00
0.00
0.02
0.04
0.06
0.08
0.10
0.12
0.14
0.16
m

Date/Time: 8/14/2006 1:55:05 PM

Test Laboratory: Kyocera-Wireless Corp.

K27 #YMD8 PCS ch600 Right Tilt

Communication System: CDMA-1900, Frequency: 1880 MHz, Duty Cycle: 1:1

Medium: HSL1800,Medium parameters used: f = 1880 MHz; σ = 1.39 mho/m; ε_r = 39.4; ρ = 1000 kg/m^3

Phantom: SAM 12,Phantom section: Right Section

DASY4 Configuration:
Probe: ET3DV6 - SN1664, ConvF(5.05, 5.05, 5.05), Calibrated: 6/22/2006
Sensor-Surface: 4mm (Mechanical And Optical Surface Detection),
Electronics: DAE4 Sn527,Calibrated: 9/22/2005
Measurement SW: DASY4, V4.6 Build 23
Postprocessing SW: SEMCAD, V1.8 Build 160

Temperature:
Room T = 21.8 +/– 1 deg C, Liquid T = 22.0 +/– 1 deg C

PCS Ch600 RT/Zoom Scan (7x7x7)/Cube 0: Measurement grid: dx=5mm, dy=5mm, dz=5mm

Reference Value = 14.9 V/m; Power Drift = -0.016 dB
Peak SAR (extrapolated) = 0.418 W/kg
SAR(1 g) = 0.292 mW/g; SAR(10 g) = 0.187 mW/g
Maximum value of SAR (measured) = 0.314 mW/g

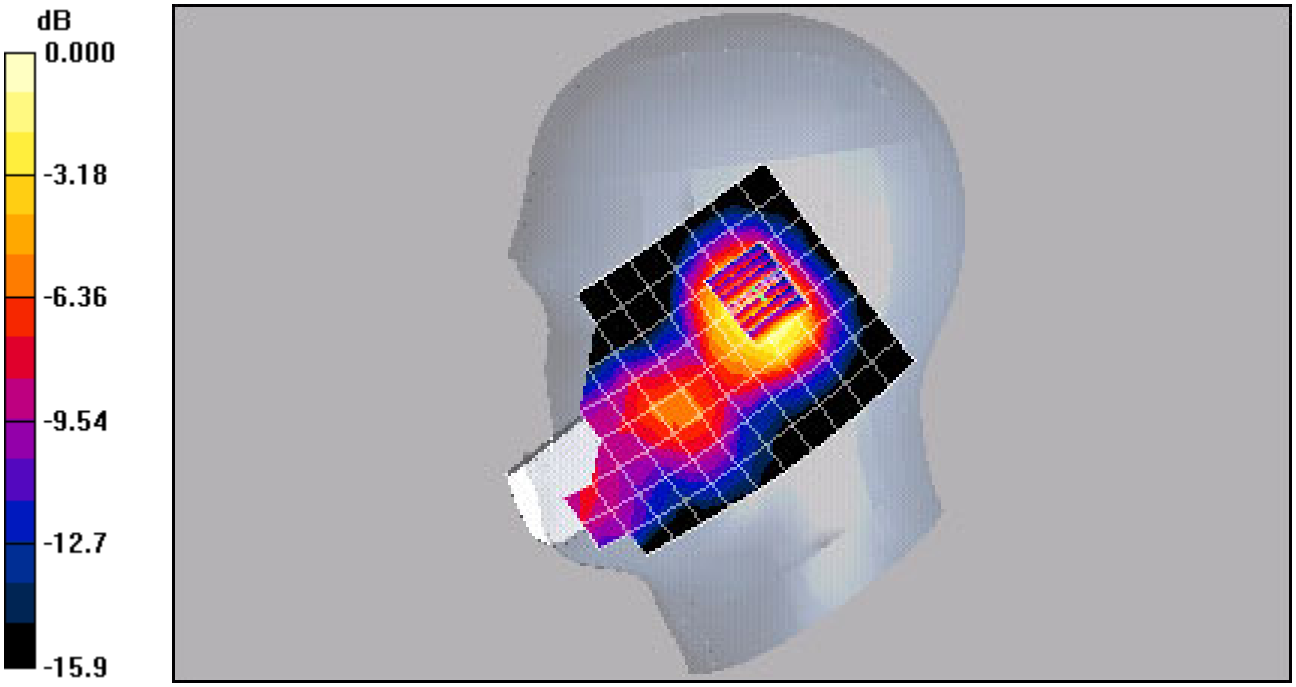

0 dB = 0.314mW/g