Exhibit 8:
OVFKWC-K493 Internal Photos
K490 (Enegi) Family

PRODUCT DESCRIPTION....2

MECHANICAL HOUSING - K490 (ENERGI) FAMILY....3

INSIDE FRONT AND REAR HOUSING....3
INSIDE FRONT HOUSING....4
KEYPAD....5

PCB SIDE 1 - K490 (ENEGI) FAMILY....6

PCB SIDE 1....6
PCB SIDE 1 (WITH SHIELD CANS)....7
PCB SIDE 1 (SHIELD CANS REMOVED)....8

PCB SIDE 2 –K490 (ENEGI) FAMILY....9

PCB SIDE 2 (WITH SHIELD CANS)....9
PCB SIDE 2 (WITH SHIELD CANS REMOVED)....10

Product Description

The phones OVFKWC-K493 are PCS 1XRTT products. Models that contain the letter "L" have integrated Assisted GPS software feature enabled to meet the emergency location requirements of the FCC's E911 Phase II mandate. The PCS architecture is defined as 1900MHz (PCS CDMA).

All models included in the OVFKWC-K493 filing use the same antenna and have identical PCB layouts in regards to the RF Circuitry, Basic Frequency Determining and Stabilization Circuitry, Basic Modulator Circuit, Transmitter Active Devices, and Tuning Targets. The only differences between models are the mechanical design of each model family's front housings, choice of color or greyscale LCD, and software applications supported (GPS, Brew, WAP, etc.). See product matrix in Figure 1 below.

The phone is designed in compliance with the technical specifications for compatibility of mobile and base stations in the Cellular Radio telephone service contained in "Cellular System Mobile Station -Land Station Compatibility Specification" as specified in OET Bulletin 53 and TIA Standards

The phone will support certain CDMA2000 radio-configurations (RC) as describes in Exhibit 1 (operation description).

	Energi
	K490
	Non-BREW / BREW
KWC PCS/GPS/Greyscale	K493L
KWC PCS/no GPS/Greyscale	K493N
KWC PCS/GPS/Color	K493LC / K493XLC
KWC PCS/no GPS/Color	K493NC / K493XNC
KWC PCS / GPS/WAP 2.0	K493MC / K493XMC

Figure 1 OVFKWC-K493 Product Matrix

Mechanical Housing - K490 (Energi) Family

Gray LCD Variant	**Color LCD Variant**
Inside Front and Rear Housing **K490 (Energi) Family**	

	
Gray LCD Variant	**Color LCD Variant**
Inside Front Housing **K490 (Energi) Family**	

Keypad

K490 (Energi) Family

PCB Side 1 - K490 (Enegi) Family

	
Gray LCD Variant	**Color LCD Variant**

PCB Side 1

K490 (Enegi) Family



Gray LCD Variant



Color LCD Variant

PCB Side 1 (with Shield Cans)

K490 (Enegi) Family

	
Gray LCD Variant	**Color LCD Variant**
PCB Side 1 (Shield Cans Removed) **K490 (Enegi) Family**	

PCB Side 2 –K490 (Enegi) Family



PCB Side 2 is the same for both gray and color LCD model variants

PCB Side 2 (with Shield Cans)

K490 (Enegi) Family



PCB Side 2 is the same for both gray and color LCD model variants

PCB Side 2 (with Shield Cans removed)

K490 (Enegi) Family