Appendix B-3
K450 Family – Tri-mode Color Phantom

For

FCC ID: OVFKWC-K4X4

Section 1
AMPS

Date/Time: 06/15/04 17:02:21

Test Laboratory: Kyocera

K454LC #9LFH AMPS Flat Z-Scan with Belt Clip and Backpack Clip Ch383

Communication System: AMPS, Frequency: 836.49 MHz, Duty Cycle: 1:1
Medium: M900,Medium parameters used (interpolated): f= 836.49 MHz, σ = 0.969 mho/m; ε_r = 54.8; ρ = 1000 kg/m^3
Phantom: SAM 12,Phantom section: Flat Section

DASY4 Configuration:
Probe: ET3DV6 - SN1663; ConvF(6.4, 6.4, 6.4), Calibrated: 10/10/2003
Sensor-Surface: 4mm (Mechanical And Optical Surface Detection)
Sensor-Surface: 0mm (Fix Surface),
Electronics: DAE3 Sn493,Calibrated: 11/25/2003
Measurement SW: DASY4, V4.2 Build 44
Postprocessing SW: SEMCAD, V1.8 Build 112

Temperature:
Room T = 21.8 +/- 1 deg C; Liquid T = 22.0 +/- 1 deg C

AMP Ch383/Z Scan (1x1x11): Measurement grid: dx=20mm, dy=20mm, dz=5mm

Reference Value = 23.1 V/m; Power Drift = -0.1 dB
Maximum value of SAR (measured) = 0.493 mW/g

Info: Interpolated medium parameters used for SAR evaluation!

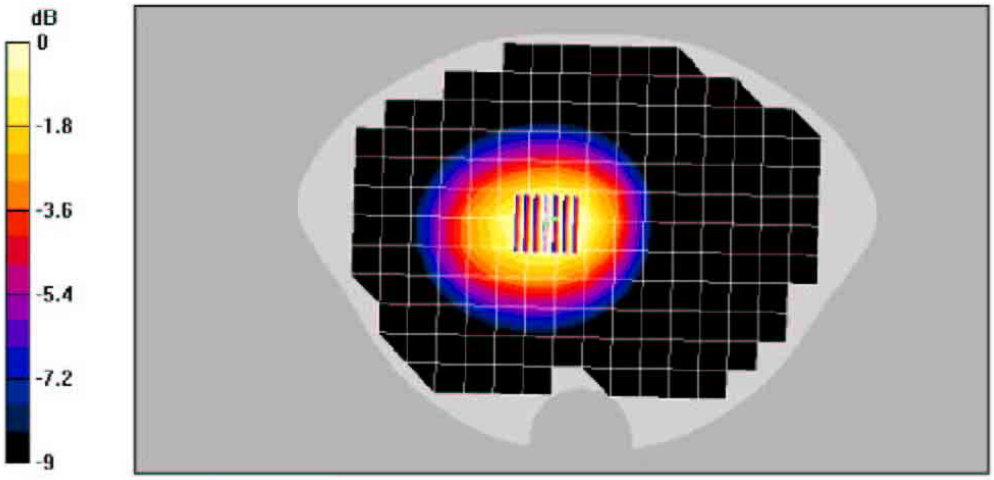

0 dB = 0.574mW/g

Date/Time: 06/15/04 19:18:42

Test Laboratory: Kyocera

K454LC #9LFH AMPS Flat with 22.5mm Air Space and backpack clip Ch383

Communication System: CDMA-800, Frequency: 836.49 MHz, Duty Cycle: 1:1
Medium: M900,Medium parameters used (interpolated): f= 836.49 MHz, σ = 0.969 mho/m; ε_r = 54.8; ρ = 1000 kg/m^3
Phantom: SAM 12,Phantom section: Flat Section

DASY4 Configuration:
Probe: ET3DV6 - SN1663; ConvF(6.4, 6.4, 6.4), Calibrated: 10/10/2003
Sensor-Surface: 4mm (Mechanical And Optical Surface Detection),
Electronics: DAE3 Sn493,Calibrated: 11/25/2003
Measurement SW: DASY4, V4.2 Build 44
Postprocessing SW: SEMCAD, V1.8 Build 112

Temperature:
Room T = 21.8 +/- 1 deg C, Liquid T = 22.0 +/- 1 deg C

CDMA-800 Ch383/Zoom Scan (7x7x7)/Cube 0: Measurement grid: dx=5mm, dy=5mm, dz=5mm

Reference Value = 20.2 V/m; Power Drift = 0.2 dB
Maximum value of SAR (measured) = 0.424 mW/g
Peak SAR (extrapolated) = 0.527 W/kg
SAR(1 g) = 0.403 mW/g; SAR(10 g) = 0.295 mW/g

Info: Interpolated medium parameters used for SAR evaluation!

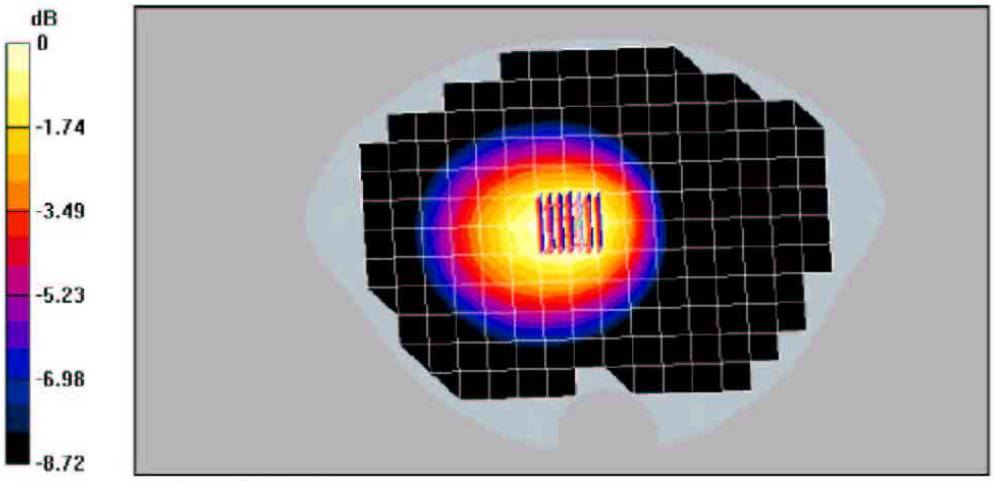

0 dB = 0.424mW/g

Date/Time: 06/15/04 05:11:23

Test Laboratory: Kyocera

K454LC #9LFH AMPS Flat with 22.5mm Air Space Ch383

Communication System: AMPS, Frequency: 836.49 MHz, Duty Cycle: 1:1
Medium: M900,Medium parameters used (interpolated): f= 836.49 MHz, σ = 0.969 mho/m; ε_r = 54.8; p = 1000 kg/m^3
Phantom: SAM 12,Phantom section: Flat Section

DASY4 Configuration:
Probe: ET3DV6 - SN1663; ConvF(6.4, 6.4, 6.4), Calibrated: 10/10/2003
Sensor-Surface: 4mm (Mechanical And Optical Surface Detection),
Electronics: DAE3 Sn493,Calibrated: 11/25/2003
Measurement SW: DASY4, V4.2 Build 44
Postprocessing SW: SEMCAD, V1.8 Build 112

Temperature:
Room T = 21.8 +/- 1 deg C, Liquid T = 22.0 +/- 1 deg C

AMP Ch383/Zoom Scan (7x7x7)/Cube 0: Measurement grid: dx=5mm, dy=5mm, dz=5mm

Reference Value = 22.3 V/m; Power Drift = -0.0 dB
Maximum value of SAR (measured) = 0.481 mW/g
Peak SAR (extrapolated) = 0.585 W/kg
SAR(1 g) = 0.455 mW/g; SAR(10 g) = 0.332 mW/g

Info: Interpolated medium parameters used for SAR evaluation!

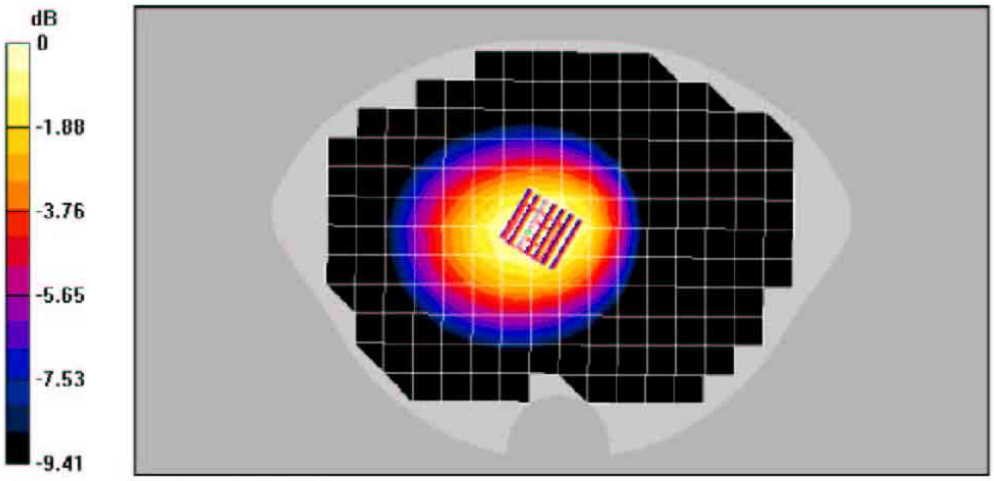

0 dB = 0.481mW/g

Date/Time: 06/15/04 17:02:21

Test Laboratory: Kyocera

K454LC #9LFH AMPS Flat with Belt Clip and Backpack Clip Ch383

Communication System: AMPS, Frequency: 836.49 MHz, Duty Cycle: 1:1
Medium: M900,Medium parameters used (interpolated): f= 836.49 MHz, σ = 0.969 mho/m; ε_r = 54.8; p = 1000 kg/m^3
Phantom: SAM 12,Phantom section: Flat Section

DASY4 Configuration:
Probe: ET3DV6 - SN1663; ConvF(6.4, 6.4, 6.4), Calibrated: 10/10/2003
Sensor-Surface: 4mm (Mechanical And Optical Surface Detection),
Electronics: DAE3 Sn493,Calibrated: 11/25/2003
Measurement SW: DASY4, V4.2 Build 44
Postprocessing SW: SEMCAD, V1.8 Build 112

Temperature:
Room T = 21.8 +/- 1 deg C, Liquid T = 22.0 +/- 1 deg C

AMP Ch383/Zoom Scan (7x7x7)/Cube 0: Measurement grid: dx=5mm, dy=5mm, dz=5mm

Reference Value = 23.1 V/m; Power Drift = -0.1 dB
Maximum value of SAR (measured) = 0.574 mW/g
Peak SAR (extrapolated) = 0.681 W/kg
SAR(1 g) = 0.538 mW/g; SAR(10 g) = 0.390 mW/g

Info: Interpolated medium parameters used for SAR evaluation!

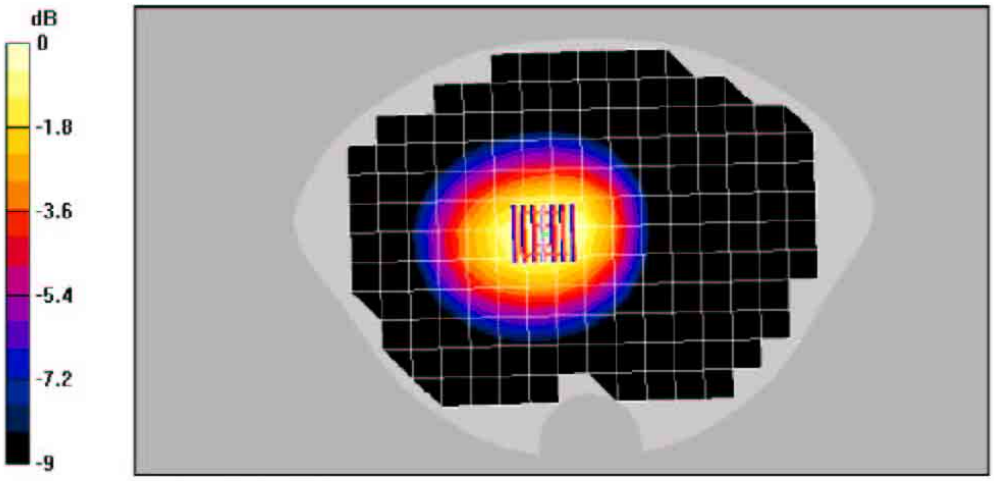

0 dB = 0.574mW/g

Date/Time: 06/15/04 12:45:15

Test Laboratory: Kyocera

K454LC #9LFH AMPS Flat with Belt Clip Ch383

Communication System: AMPS, Frequency: 836.49 MHz, Duty Cycle: 1:1
Medium: M900,Medium parameters used (interpolated): f= 836.49 MHz, σ = 0.969 mho/m; ε_r = 54.8; ρ = 1000 kg/m^3
Phantom: SAM 12,Phantom section: Flat Section

DASY4 Configuration:
Probe: ET3DV6 - SN1663; ConvF(6.4, 6.4, 6.4), Calibrated: 10/10/2003
Sensor-Surface: 4mm (Mechanical And Optical Surface Detection),
Electronics: DAE3 Sn493,Calibrated: 11/25/2003
Measurement SW: DASY4, V4.2 Build 44
Postprocessing SW: SEMCAD, V1.8 Build 112

Temperature:
Room T = 21.8 +/- 1 deg C, Liquid T = 22.0 +/- 1 deg C

AMP Ch383/Zoom Scan (7x7x7)/Cube 0: Measurement grid: dx=5mm, dy=5mm, dz=5mm

Reference Value = 22.3 V/m; Power Drift = 0.0 dB
Maximum value of SAR (measured) = 0.540 mW/g
Peak SAR (extrapolated) = 0.647 W/kg
SAR(1 g) = 0.507 mW/g; SAR(10 g) = 0.370 mW/g

Info: Interpolated medium parameters used for SAR evaluation!

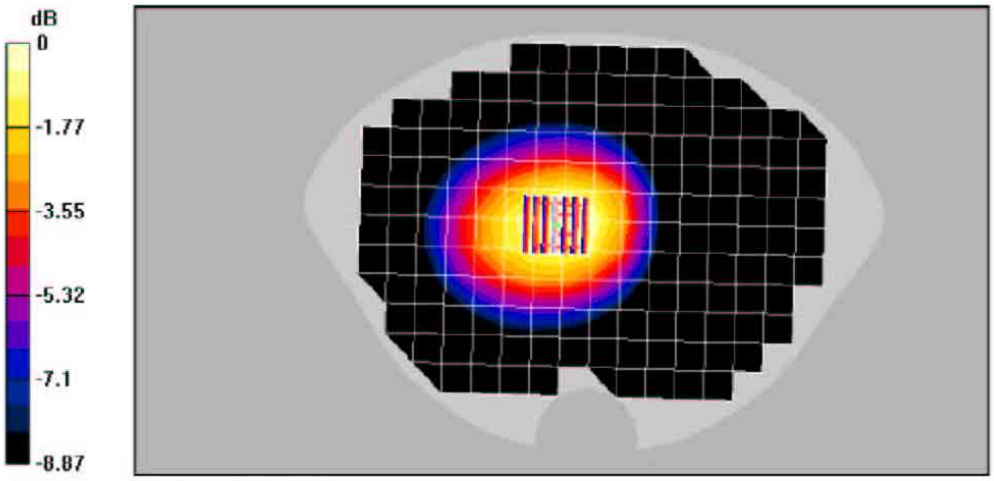

0 dB = 0.540mW/g

Date/Time: 06/15/04 06:49:09

Test Laboratory: Kyocera

K454LC #9LFH AMPS Flat with Leather Case and Backpack Clip Ch383

Communication System: AMPS, Frequency: 836.49 MHz, Duty Cycle: 1:1
Medium: M900,Medium parameters used (interpolated): f= 836.49 MHz, σ = 0.969 mho/m; ε_r = 54.8; ρ = 1000 kg/m^3
Phantom: SAM 12,Phantom section: Flat Section

DASY4 Configuration:
Probe: ET3DV6 - SN1663; ConvF(6.4, 6.4, 6.4), Calibrated: 10/10/2003
Sensor-Surface: 4mm (Mechanical And Optical Surface Detection),
Electronics: DAE3 Sn493,Calibrated: 11/25/2003
Measurement SW: DASY4, V4.2 Build 44
Postprocessing SW: SEMCAD, V1.8 Build 112

Temperature:
Room T = 21.8 +/- 1 deg C, Liquid T = 22.0 +/- 1 deg C

AMP Ch383/Zoom Scan (7x7x7)/Cube 0: Measurement grid: dx=5mm, dy=5mm, dz=5mm

Reference Value = 20.9 V/m; Power Drift = -0.0 dB
Maximum value of SAR (measured) = 0.460 mW/g
Peak SAR (extrapolated) = 0.577 W/kg
SAR(1 g) = 0.434 mW/g; SAR(10 g) = 0.314 mW/g

Info: Interpolated medium parameters used for SAR evaluation!



0 dB = 0.460mW/g

Date/Time: 06/15/04 13:28:25

Test Laboratory: Kyocera

K454LC #9LFH AMPS Flat with Leather Case Ch383

Communication System: AMPS, Frequency: 836.49 MHz, Duty Cycle: 1:1
Medium: M900,Medium parameters used (interpolated): f= 836.49 MHz, σ = 0.969 mho/m; ε_r = 54.8; ρ = 1000 kg/m^3
Phantom: SAM 12,Phantom section: Flat Section

DASY4 Configuration:
Probe: ET3DV6 - SN1663; ConvF(6.4, 6.4, 6.4), Calibrated: 10/10/2003
Sensor-Surface: 4mm (Mechanical And Optical Surface Detection),
Electronics: DAE3 Sn493,Calibrated: 11/25/2003
Measurement SW: DASY4, V4.2 Build 44
Postprocessing SW: SEMCAD, V1.8 Build 112

Temperature:
Room T = 21.8 +/- 1 deg C, Liquid T = 22.0 +/- 1 deg C

AMP Ch383/Zoom Scan (7x7x7)/Cube 0: Measurement grid: dx=5mm, dy=5mm, dz=5mm

Reference Value = 20.1 V/m; Power Drift = 0.002 dB
Maximum value of SAR (measured) = 0.433 mW/g
Peak SAR (extrapolated) = 0.543 W/kg
SAR(1 g) = 0.410 mW/g; SAR(10 g) = 0.298 mW/g

Info: Interpolated medium parameters used for SAR evaluation!

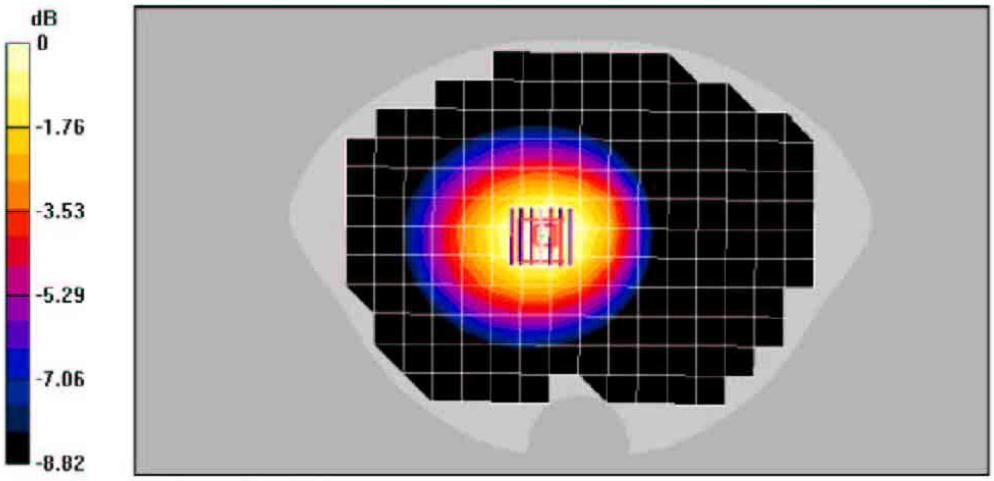

0 dB = 0.433mW/g

Date/Time: 06/04/04 19:20:22

Test Laboratory: Kyocera

K454LC K7LE #9LFH AMPS Left Cheek Ch383

Communication System: AMPS, Frequency: 836.49 MHz, Duty Cycle: 1:1
Medium: HSL900, Medium parameters used (interpolated): f = 836.49 MHz, σ = 0.894 mho/m, ε_r = 40.6, ρ = 1000 kg/m^3
Phantom: SAM 12, Phantom section: Left Section

DASY4 Configuration:
Probe: ET3DV6 - SN1663; ConvF(6.7, 6.7, 6.7); Calibrated: 10/10/2003
Sensor-Surface: 4mm (Mechanical And Optical Surface Detection),
Electronics: DAE3 Sn493, Calibrated: 11/25/2003
Measurement SW: DASY4, V4.2 Build 44
Postprocessing SW: SEMCAD, V1.8 Build 112

Temperature:
Room T = 21.8 +/- 1 deg C, Liquid T = 22.0 +/- 1 deg C

AMPS Ch383 LC/Zoom Scan (7x7x7)/Cube 0: Measurement grid: dx=5mm, dy=5mm, dz=5mm

Reference Value = 33.3 V/m; Power Drift = -0.1 dB
Maximum value of SAR (measured) = 1.05 mW/g
Peak SAR (extrapolated) = 1.33 W/kg
SAR(1 g) = 0.981 mW/g; SAR(10 g) = 0.688 mW/g

Info: Interpolated medium parameters used for SAR evaluation!

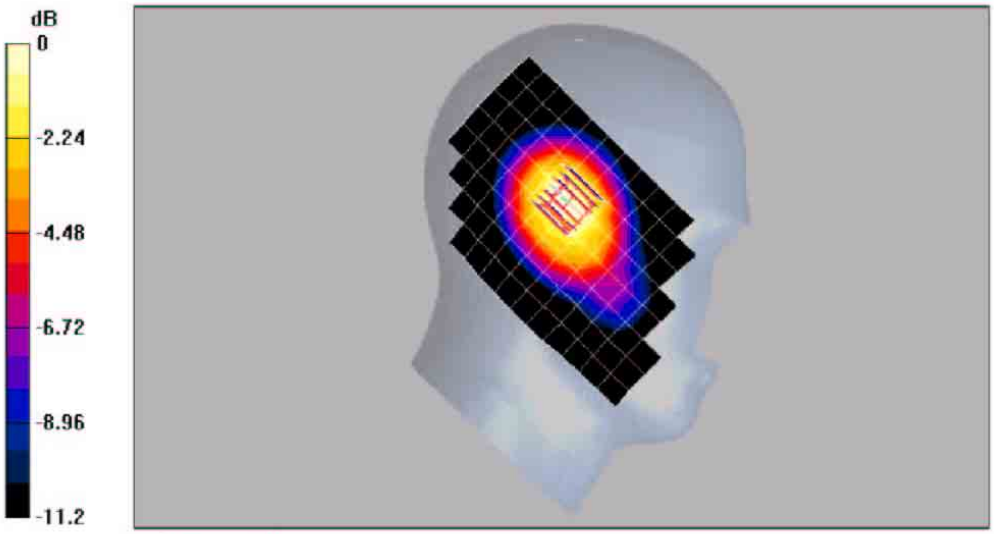

0 dB = 1.05mW/g

Date/Time: 06/07/04 17:32:40

Test Laboratory: Kyocera

K454LC K7LE #9LFH AMPS Left Cheek Ch383 with Backpack Clip

Communication System: AMPS, Frequency: 836.49 MHz, Duty Cycle: 1:1
Medium: HSL900, Medium parameters used (interpolated): f = 836.49 MHz, σ = 0.899 mho/m, ε_r = 40.8, ρ = 1000 kg/m^3
Phantom: SAM 12, Phantom section: Left Section

DASY4 Configuration:
Probe: ET3DV6 - SN1663, ConvF(6.7, 6.7, 6.7), Calibrated: 10/10/2003
Sensor-Surface: 4mm (Mechanical And Optical Surface Detection),
Electronics: DAE3 Sn493, Calibrated: 11/25/2003
Measurement SW: DASY4, V4.2 Build 44
Postprocessing SW: SEMCAD, V1.8 Build 112

Temperature:
Room T = 21.8 +/- 1 deg C, Liquid T = 22.0 +/- 1 deg C

AMPS Ch383 LC/Zoom Scan (7x7x7)/Cube 0: Measurement grid: dx=5mm, dy=5mm, dz=5mm

Reference Value = 32.7 V/m; Power Drift = -0.1 dB
Maximum value of SAR (measured) = 1.12 mW/g
Peak SAR (extrapolated) = 1.45 W/kg
SAR(1 g) = 1.06 mW/g; SAR(10 g) = 0.735 mW/g

Info: Interpolated medium parameters used for SAR evaluation!

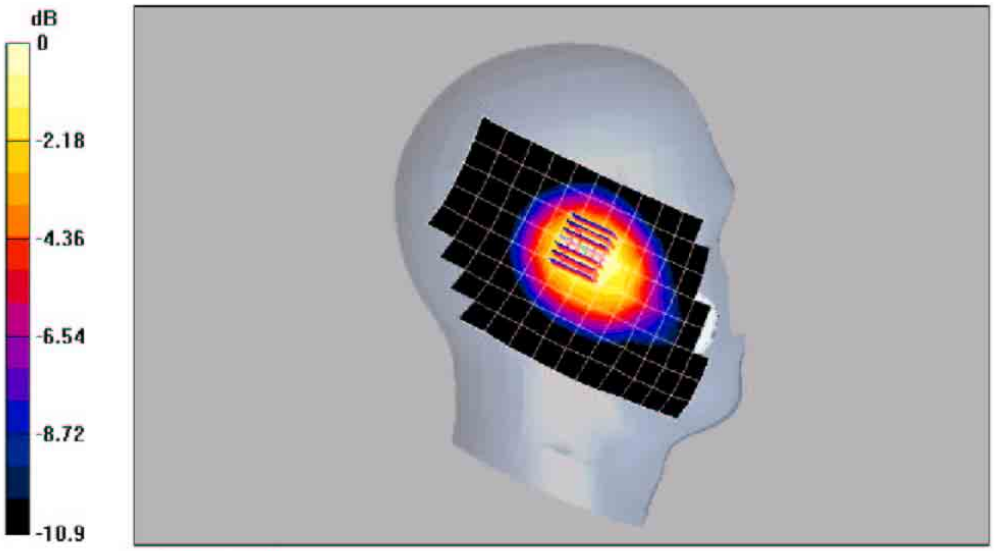

0 dB = 1.12mW/g

Date/Time: 06/04/04 19:20:22

Test Laboratory: Kyocera

K454LC #9LFH AMPS Left Tilt Ch383

Communication System: AMPS, Frequency: 836.49 MHz, Duty Cycle: 1:1
Medium: HSL900, Medium parameters used (interpolated): f = 836.49 MHz, σ = 0.894 mho/m, ε_r = 40.6, ρ = 1000 kg/m^3
Phantom: SAM 12, Phantom section: Left Section

DASY4 Configuration:
Probe: ET3DV6 - SN1663, ConvF(6.7, 6.7, 6.7), Calibrated: 10/10/2003
Sensor-Surface: 4mm (Mechanical And Optical Surface Detection),
Electronics: DAE3 Sn493, Calibrated: 11/25/2003
Measurement SW: DASY4, V4.2 Build 44
Postprocessing SW: SEMCAD, V1.8 Build 112

Temperature:
Room T = 21.8 +/- 1 deg C, Liquid T = 22.0 +/- 1 deg C

AMPS Ch383 LT/Zoom Scan (7x7x7)/Cube 0: Measurement grid: dx=5mm, dy=5mm, dz=5mm

Reference Value = 33.3 V/m; Power Drift = 0.3 dB
Maximum value of SAR (measured) = 1.05 mW/g
Peak SAR (extrapolated) = 1.39 W/kg
SAR(1 g) = 0.962 mW/g; SAR(10 g) = 0.646 mW/g

Info: Interpolated medium parameters used for SAR evaluation!



0 dB = 1.05mW/g

Date/Time: 06/07/04 17:30:55

Test Laboratory: Kyocera

K454LC #9LFH AMPS Right Cheek Ch383

Communication System: AMPS, Frequency: 836.49 MHz, Duty Cycle: 1:1
Medium: HSL900, Medium parameters used (interpolated): f = 836.49 MHz, σ = 0.9 mho/m, ε_r = 41; ρ = 1000 kg/m^3
Phantom: SAM 12, Phantom section: Right Section

DASY4 Configuration:
Probe: ET3DV6 - SN1663; ConvF(6.7, 6.7, 6.7); Calibrated: 10/10/2003
Sensor-Surface: 4mm (Mechanical And Optical Surface Detection),
Electronics: DAE3 Sn493, Calibrated: 11/25/2003
Measurement SW: DASY4, V4.2 Build 44
Postprocessing SW: SEMCAD, V1.8 Build 112

Temperature:
Room T = 21.8 +/- 1 deg C, Liquid T = 22.0 +/- 1 deg C

AMPS Ch383 RC/Zoom Scan (7x7x7)/Cube 0: Measurement grid: dx=5mm, dy=5mm, dz=5mm

Reference Value = 32.9 V/m; Power Drift = 0.3 dB
Maximum value of SAR (measured) = 0.915 mW/g
Peak SAR (extrapolated) = 1.09 W/kg
SAR(1 g) = 0.870 mW/g; SAR(10 g) = 0.636 mW/g

Info: Interpolated medium parameters used for SAR evaluation!

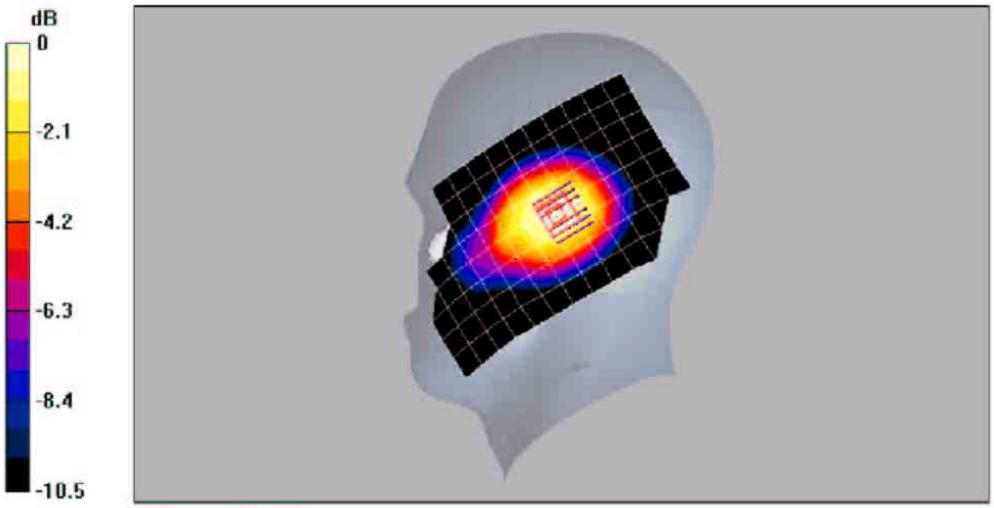

0 dB = 0.915mW/g

Date/Time: 06/07/04 17:30:55

Test Laboratory: Kyocera

K454LC #9LFH AMPS Right Tilt Ch383

Communication System: AMPS, Frequency: 836.49 MHz, Duty Cycle: 1:1
Medium: HSL900, Medium parameters used (interpolated): f = 836.49 MHz, σ = 0.9 mho/m, ε_r = 41; ρ = 1000 kg/m^3
Phantom: SAM 12, Phantom section: Right Section

DASY4 Configuration:
Probe: ET3DV6 - SN1663; ConvF(6.7, 6.7, 6.7); Calibrated: 10/10/2003
Sensor-Surface: 4mm (Mechanical And Optical Surface Detection),
Electronics: DAE3 Sn493, Calibrated: 11/25/2003
Measurement SW: DASY4, V4.2 Build 44
Postprocessing SW: SEMCAD, V1.8 Build 112

Temperature:
Room T = 21.8 +/- 1 deg C, Liquid T = 22.0 +/- 1 deg C

AMPS Ch383 RT/Zoom Scan (7x7x7)/Cube 0: Measurement grid: dx=5mm, dy=5mm, dz=5mm

Reference Value = 31.4 V/m; Power Drift = 0.2 dB
Maximum value of SAR (measured) = 0.860 mW/g
Peak SAR (extrapolated) = 1.08 W/kg
SAR(1 g) = 0.798 mW/g; SAR(10 g) = 0.560 mW/g

Info: Interpolated medium parameters used for SAR evaluation!

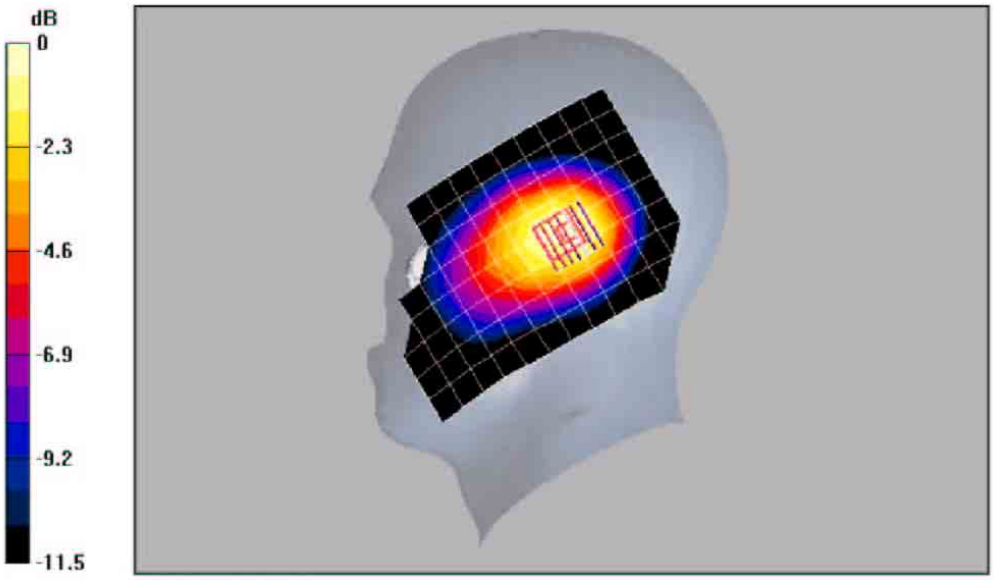

0 dB = 0.860mW/g

Section 2
CDMA 1900

Date/Time: 06/10/04 18:46:53

Test Laboratory: Kyocera

K454LC #9LFH, CDMA-1900 FLAT with 22.5mm Air Space and Backpack Clip Ch600

Communication System: CDMA 1900, Frequency: 1880 MHz, Duty Cycle: 1:1
Medium: M1800,Medium parameters used: f = 1880 MHz; σ = 1.6 mho/m; ε_r = 53.6; ρ = 1000 kg/m^3
Phantom: SAM 12,Phantom section: Flat Section

DASY4 Configuration:
Probe: ET3DV6 - SN1712; ConvF(5, 5, 5); Calibrated: Probe not calibrated
Sensor-Surface: 4mm (Mechanical And Optical Surface Detection);
Electronics: DAE3 Sn530,Calibrated: 12/22/2003
Measurement SW: DASY4, V4.2 Build 44
Postprocessing SW: SEMCAD, V1.8 Build 112

Temperature:
Room T = 21.8 +/- 1 deg C; Liquid T = 22.0 +/- 1 deg C

CDMA-1900 Ch600/Zoom Scan (7x7x7)/Cube 0: Measurement grid: dx=5mm, dy=5mm, dz=5mm

Reference Value = 14.1 V/m; Power Drift = -0.0 dB
Maximum value of SAR (measured) = 0.287 mW/g
Peak SAR (extrapolated) = 0.432 W/kg
SAR(1 g) = 0.270 mW/g; SAR(10 g) = 0.173 mW/g

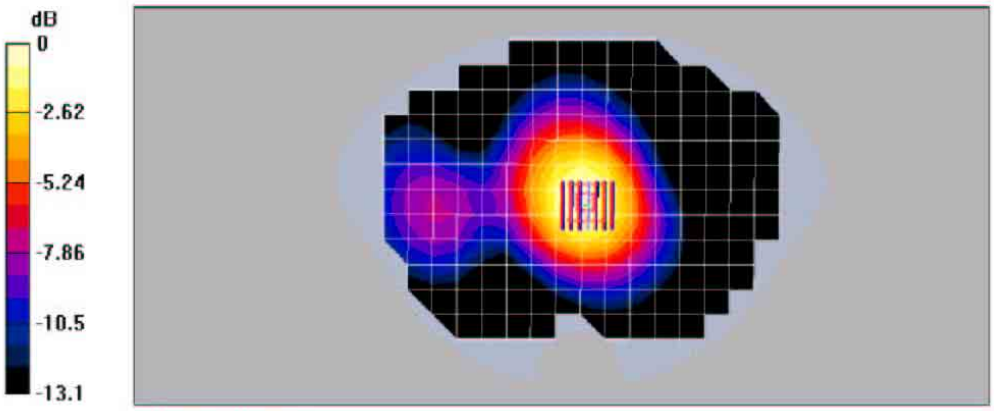

0 dB = 0.287mW/g

Date/Time: 06/10/04 14:39:45

Test Laboratory: Kyocera

K454LC #9LFH, CDMA-1900 FLAT with 22.5 Air Space Ch600

Communication System: CDMA 1900, Frequency: 1880 MHz, Duty Cycle: 1:1
Medium: M1800,Medium parameters used: f = 1880 MHz, σ = 1.6 mho/m, ε_r = 53.6, ρ = 1000 kg/m^3
Phantom: SAM 12,Phantom section: Flat Section

DASY4 Configuration:
Probe: ET3DV6 - SN1712, ConvF(5, 5, 5), Calibrated: Probe not calibrated
Sensor-Surface: 4mm (Mechanical And Optical Surface Detection),
Electronics: DAE3 Sn530,Calibrated: 12/22/2003
Measurement SW: DASY4, V4.2 Build 44
Postprocessing SW: SEMCAD, V1.8 Build 112

Temperature:
Room T = 21.8 +/- 1 deg C, Liquid T = 22.0 +/- 1 deg C

CDMA-1900 Ch600/Zoom Scan (7x7x7)/Cube 0: Measurement grid: dx=5mm, dy=5mm, dz=5mm

Reference Value = 15 V/m; Power Drift = 0.1 dB
Maximum value of SAR (measured) = 0.335 mW/g
Peak SAR (extrapolated) = 0.501 W/kg
SAR(1 g) = 0.314 mW/g; SAR(10 g) = 0.201 mW/g

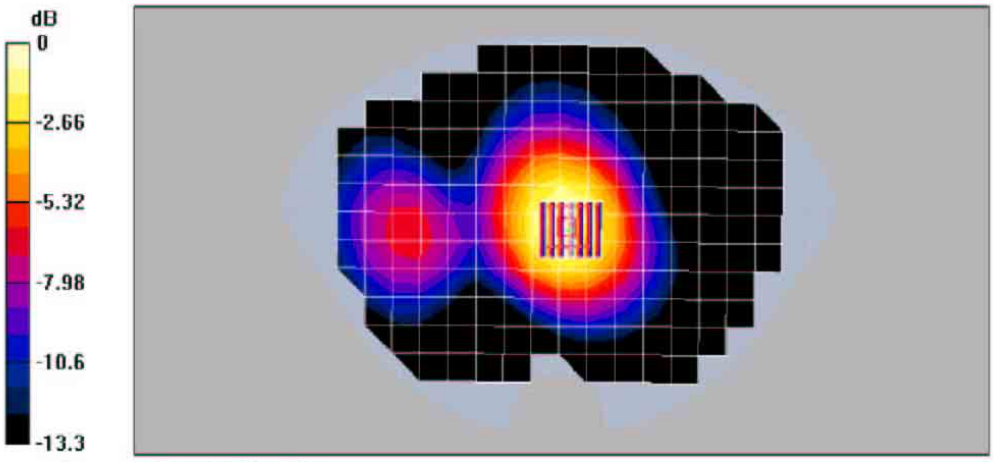

0 dB = 0.335mW/g

Date/Time: 06/10/04 19:48:05

Test Laboratory: Kyocera

K454LC #9LFH, CDMA-1900 FLAT with Belt Clip and Backpack Clip Ch600

Communication System: CDMA 1900, Frequency: 1880 MHz, Duty Cycle: 1:1
Medium: M1800,Medium parameters used: f = 1880 MHz, σ = 1.6 mho/m, ε_r = 53.6, ρ = 1000 kg/m^3
Phantom: SAM 12,Phantom section: Flat Section

DASY4 Configuration:
Probe: ET3DV6 - SN1712, ConvF(5, 5, 5), Calibrated: Probe not calibrated
Sensor-Surface: 4mm (Mechanical And Optical Surface Detection),
Electronics: DAE3 Sn530,Calibrated: 12/22/2003
Measurement SW: DASY4, V4.2 Build 44
Postprocessing SW: SEMCAD, V1.8 Build 112

Temperature:
Room T = 21.8 +/- 1 deg C, Liquid T = 22.0 +/- 1 deg C

CDMA-1900 Ch600/Zoom Scan (7x7x7)/Cube 0: Measurement grid: dx=5mm, dy=5mm, dz=5mm

Reference Value = 16.7 V/m; Power Drift = -0.2 dB
Maximum value of SAR (measured) = 0.387 mW/g
Peak SAR (extrapolated) = 0.594 W/kg
SAR(1 g) = 0.361 mW/g; SAR(10 g) = 0.223 mW/g

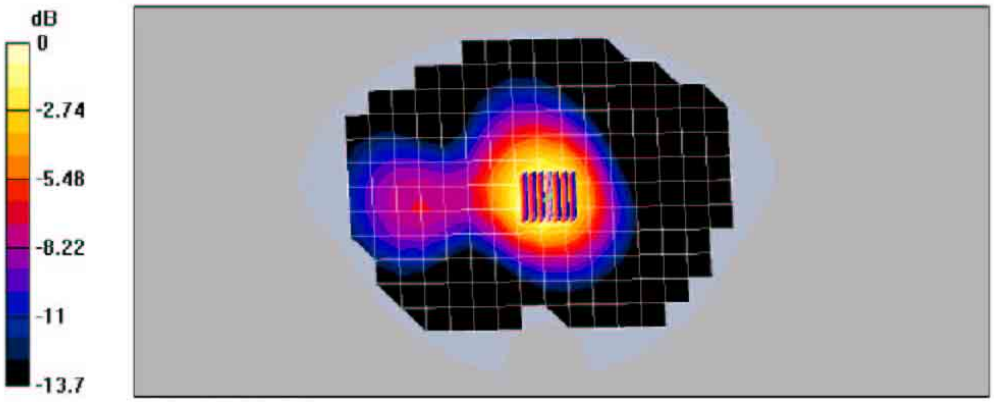

0 dB = 0.387mW/g

Date/Time: 06/10/04 15:32:25

Test Laboratory: Kyocera

K454LC #9LFH, CDMA-1900 FLAT with Belt Clip Ch600

Communication System: CDMA 1900, Frequency: 1880 MHz, Duty Cycle: 1:1
Medium: M1800,Medium parameters used: f = 1880 MHz, σ = 1.6 mho/m, ε_r = 53.6, ρ = 1000 kg/m^3
Phantom: SAM 12,Phantom section: Flat Section

DASY4 Configuration:
Probe: ET3DV6 - SN1712, ConvF(5, 5, 5), Calibrated: Probe not calibrated
Sensor-Surface: 4mm (Mechanical And Optical Surface Detection),
Electronics: DAE3 Sn530,Calibrated: 12/22/2003
Measurement SW: DASY4, V4.2 Build 44
Postprocessing SW: SEMCAD, V1.8 Build 112

Temperature:
Room T = 21.8 +/- 1 deg C, Liquid T = 22.0 +/- 1 deg C

CDMA-1900 Ch600/Zoom Scan (7x7x7)/Cube 0: Measurement grid: dx=5mm, dy=5mm, dz=5mm

Reference Value = 17.7 V/m; Power Drift = -0.1 dB
Maximum value of SAR (measured) = 0.447 mW/g
Peak SAR (extrapolated) = 0.677 W/kg
SAR(1 g) = 0.415 mW/g; SAR(10 g) = 0.258 mW/g

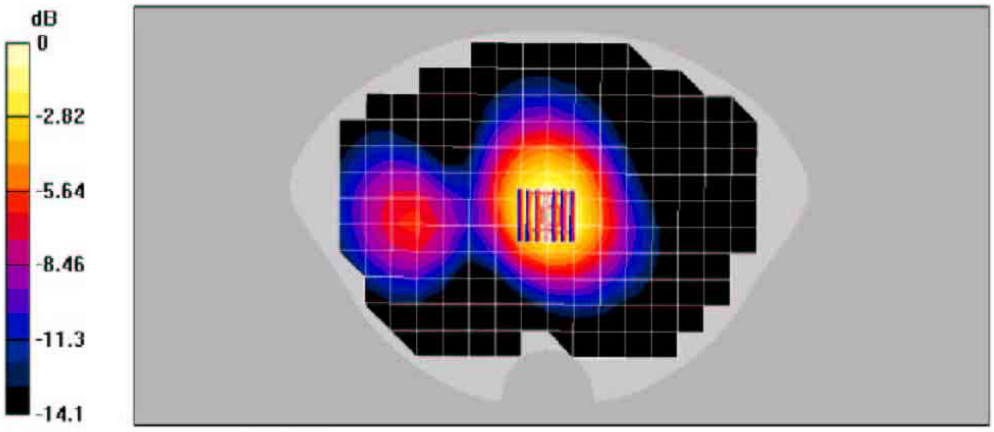

0 dB = 0.447mW/g

Date/Time: 06/10/04 20:26:22

Test Laboratory: Kyocera

K454LC #9LFH, CDMA-1900 FLAT with Leather Case and Backpack Clip Ch600

Communication System: CDMA 1900, Frequency: 1880 MHz, Duty Cycle: 1:1
Medium: M1800,Medium parameters used: f = 1880 MHz, σ = 1.6 mho/m, ε_r = 53.6, ρ = 1000 kg/m^3
Phantom: SAM 12,Phantom section: Flat Section

DASY4 Configuration:
Probe: ET3DV6 - SN1712, ConvF(5, 5, 5), Calibrated: Probe not calibrated
Sensor-Surface: 4mm (Mechanical And Optical Surface Detection),
Electronics: DAE3 Sn530,Calibrated: 12/22/2003
Measurement SW: DASY4, V4.2 Build 44
Postprocessing SW: SEMCAD, V1.8 Build 112

Temperature:
Room T = 21.8 +/- 1 deg C, Liquid T = 22.0 +/- 1 deg C

CDMA-1900 Ch600/Zoom Scan (7x7x7)/Cube 0: Measurement grid: dx=5mm, dy=5mm, dz=5mm

Reference Value = 14.8 V/m; Power Drift = -0.2 dB
Maximum value of SAR (measured) = 0.312 mW/g
Peak SAR (extrapolated) = 0.485 W/kg
SAR(1 g) = 0.289 mW/g; SAR(10 g) = 0.179 mW/g

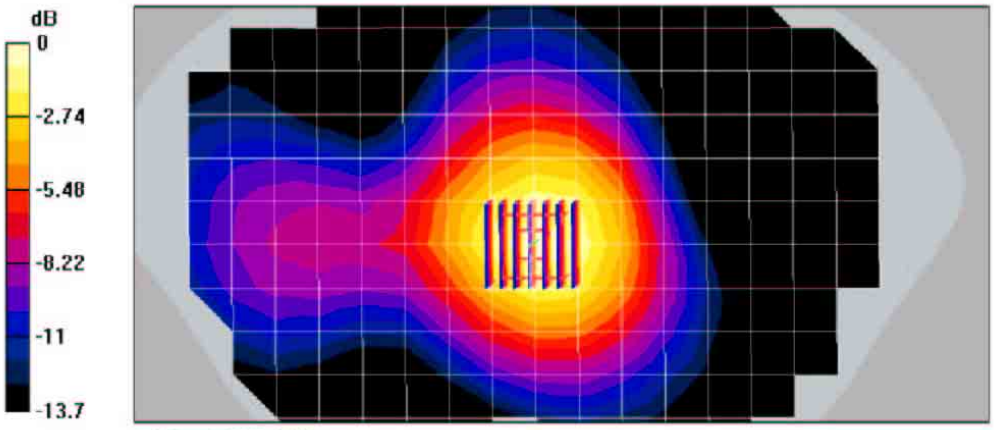

0 dB = 0.312mW/g

Date/Time: 06/10/04 16:29:15

Test Laboratory: Kyocera

K454LC #9LFH, CDMA-1900 FLAT with Leather Case Ch600

Communication System: CDMA 1900, Frequency: 1880 MHz, Duty Cycle: 1:1
Medium: M1800,Medium parameters used: f = 1880 MHz, σ = 1.6 mho/m, ε_r = 53.6, ρ = 1000 kg/m^3
Phantom: SAM 12,Phantom section: Flat Section

DASY4 Configuration:
Probe: ET3DV6 - SN1712, ConvF(5, 5, 5), Calibrated: Probe not calibrated
Sensor-Surface: 4mm (Mechanical And Optical Surface Detection),
Electronics: DAE3 Sn530,Calibrated: 12/22/2003
Measurement SW: DASY4, V4.2 Build 44
Postprocessing SW: SEMCAD, V1.8 Build 112

Temperature:
Room T = 21.8 +/- 1 deg C, Liquid T = 22.0 +/- 1 deg C

CDMA-1900 Ch600/Zoom Scan (7x7x7)/Cube 0: Measurement grid: dx=5mm, dy=5mm, dz=5mm

Reference Value = 15.2 V/m; Power Drift = -0.2 dB
Maximum value of SAR (measured) = 0.326 mW/g
Peak SAR (extrapolated) = 0.497 W/kg
SAR(1 g) = 0.305 mW/g; SAR(10 g) = 0.190 mW/g

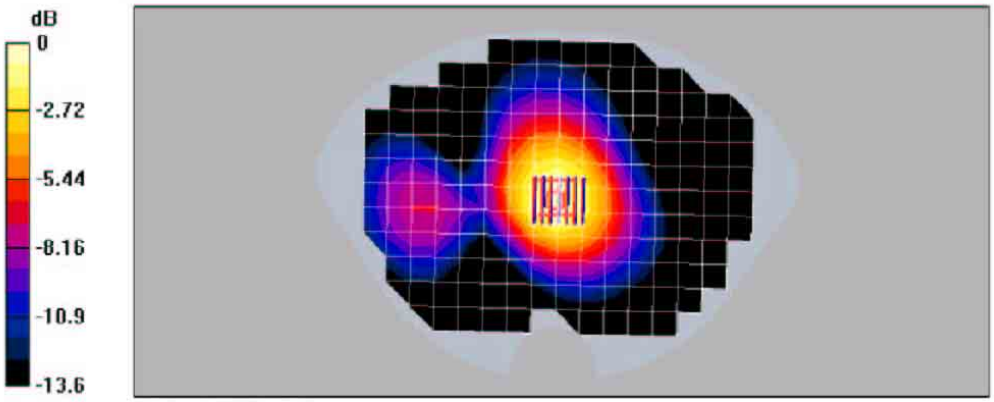

0 dB = 0.326mW/g

Date/Time: 06/04/04 11:22:11

Test Laboratory: Kyocera

K454LC #9LFH, CDMA-1900 Left Cheek

Communication System: CDMA 1900, Frequency: 1880 MHz, Duty Cycle: 1:1
Medium: Head 1900 MHz, Medium parameters used: f = 1880 MHz, σ = 1.4 mho/m, ε_r = 39.5, ρ = 1000 kg/m^3
Phantom: SAM 12, Phantom section: Left Section

DASY4 Configuration:
Probe: ET3DV6 - SN1712, ConvF(5.3, 5.3, 5.3), Calibrated: 9/19/2003
Sensor-Surface: 4mm (Mechanical And Optical Surface Detection),
Electronics: DAE3 Sn530, Calibrated: 12/22/2003
Measurement SW: DASY4, V4.2 Build 44
Postprocessing SW: SEMCAD, V1.8 Build 112

Temperature:
Room T = 21.8 +/- 1 deg C, Liquid T = 22.0 +/- 1 deg C

600 LC/Zoom Scan (7x7x7)/Cube 0: Measurement grid: dx=5mm, dy=5mm, dz=5mm
Reference Value = 22.6 V/m; Power Drift = -0.1 dB
Maximum value of SAR (measured) = 0.885 mW/g
Peak SAR (extrapolated) = 1.29 W/kg
SAR(1 g) = 0.819 mW/g; SAR(10 g) = 0.500 mW/g

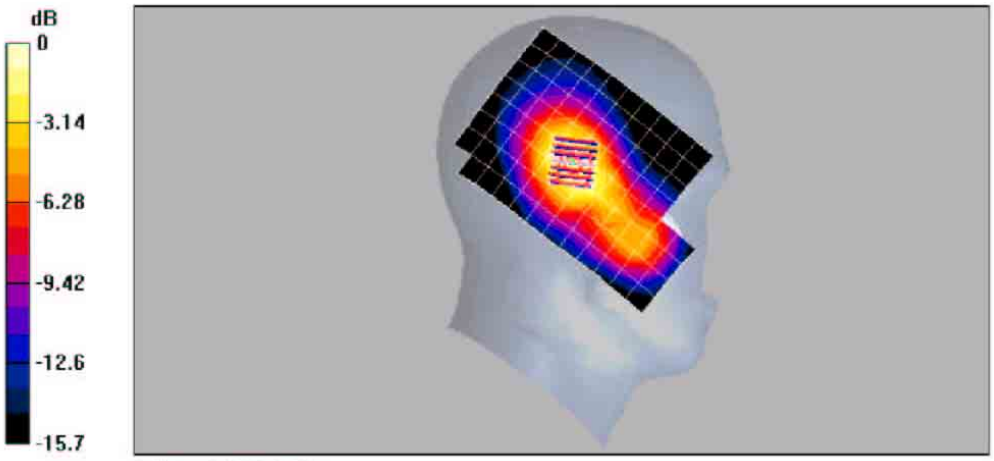

0 dB = 0.885mW/g

Date/Time: 06/04/04 11:22:11

Test Laboratory: Kyocera

K454LC #9LFH, CDMA-1900 Left Tilt

Communication System: CDMA 1900, Frequency: 1880 MHz, Duty Cycle: 1:1
Medium: Head 1900 MHz, Medium parameters used: f = 1880 MHz, σ = 1.4 mho/m, ε_r = 39.5, ρ = 1000 kg/m^3
Phantom: SAM 12, Phantom section: Left Section

DASY4 Configuration:
Probe: ET3DV6 - SN1712, ConvF(5.3, 5.3, 5.3), Calibrated: 9/19/2003
Sensor-Surface: 4mm (Mechanical And Optical Surface Detection),
Electronics: DAE3 Sn530, Calibrated: 12/22/2003
Measurement SW: DASY4, V4.2 Build 44
Postprocessing SW: SEMCAD, V1.8 Build 112

Temperature:
Room T = 21.8 +/- 1 deg C, Liquid T = 22.0 +/- 1 deg C

600 LT/Zoom Scan (7x7x7)/Cube 0: Measurement grid: dx=5mm, dy=5mm, dz=5mm

Reference Value = 27.8 V/m, Power Drift = -0.2 dB
Maximum value of SAR (measured) = 1.15 mW/g
Peak SAR (extrapolated) = 1.73 W/kg
SAR(1 g) = 1.06 mW/g; SAR(10 g) = 0.641 mW/g

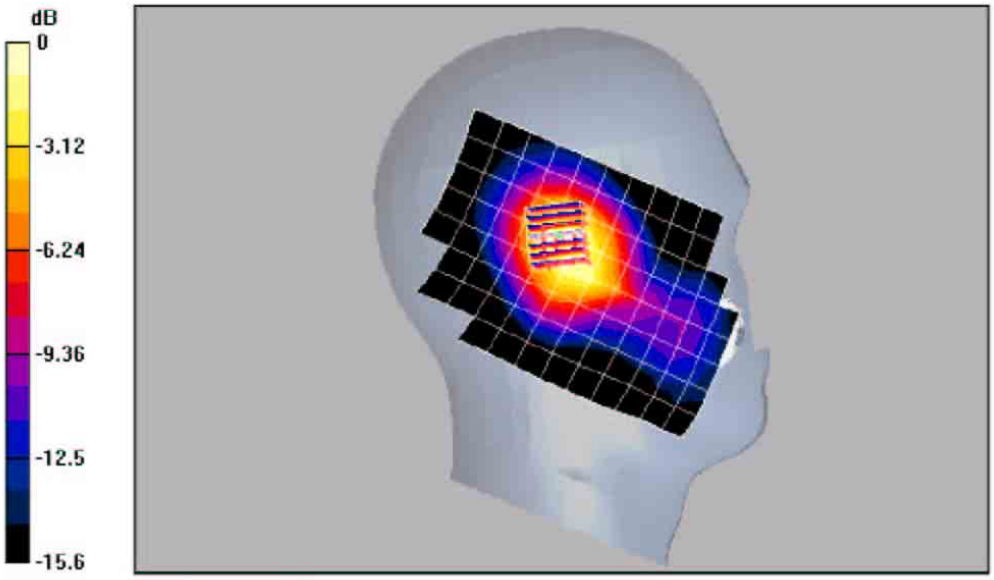

0 dB = 1.15mW/g

Date/Time: 06/04/04 14:59:04

Test Laboratory: Kyocera

K454LC #9LFH, CDMA-1900 ch600 Right Tilt with Backpack Clip

Communication System: CDMA 1900, Frequency: 1880 MHz, Duty Cycle: 1:1
Medium: Head 1900 MHz, Medium parameters used: f = 1880 MHz, σ = 1.4 mho/m, ε_r = 39.5, ρ = 1000 kg/m^3
Phantom: SAM 12, Phantom section: Left Section

DASY4 Configuration:
Probe: ET3DV6 - SN1712, ConvF(5.3, 5.3, 5.3), Calibrated: 9/19/2003
Sensor-Surface: 4mm (Mechanical And Optical Surface Detection),
Electronics: DAE3 Sn530, Calibrated: 12/22/2003
Measurement SW: DASY4, V4.2 Build 44
Postprocessing SW: SEMCAD, V1.8 Build 112

Temperature:
Room T = 21.8 +/- 1 deg C, Liquid T = 22.0 +/- 1 deg C

CDMA-1900 ch600 L/Zoom Scan (7x7x7)/Cube 0: Measurement grid: dx=5mm, dy=5mm, dz=5mm

Reference Value = 28 V/m, Power Drift = 0.1 dB
Maximum value of SAR (measured) = 1.24 mW/g
Peak SAR (extrapolated) = 1.8 W/kg
SAR(1 g) = 1.13 mW/g; SAR(10 g) = 0.678 mW/g



0 dB = 1.24mW/g

Date/Time: 06/04/04 11:21:16

Test Laboratory: Kyocera

FCC-K454LC #9LFH, CDMA-1900 Right Cheek Ch1175

Communication System: CDMA 1900, Frequency: 1909 MHz, Duty Cycle: 1:1
Medium: Head 1900 MHz, Medium parameters used (interpolated): f = 1909 MHz, σ = 1.4 mho/m; ε_r = 39.5; ρ = 1000 kg/m^3
Phantom: SAM 12, Phantom section: Right Section

DASY4 Configuration:
Probe: ET3DV6 - SN1712, ConvF(5.3, 5.3, 5.3), Calibrated: 9/19/2003
Sensor-Surface: 4mm (Mechanical And Optical Surface Detection),
Electronics: DAE3 Sn530, Calibrated: 12/22/2003
Measurement SW: DASY4, V4.2 Build 44
Postprocessing SW: SEMCAD, V1.8 Build 112

Temperature:
Room T = 21.8 +/- 1 deg C, Liquid T = 22.0 +/- 1 deg C

1175 RC/Zoom Scan (7x7x7)/Cube 1: Measurement grid: dx=5mm, dy=5mm, dz=5mm

Reference Value = 25.1 V/m; Power Drift = -0.2 dB
Maximum value of SAR (measured) = 0.971 mW/g
Peak SAR (extrapolated) = 1.65 W/kg
SAR(1 g) = 0.843 mW/g; SAR(10 g) = 0.423 mW/g

Info: Interpolated medium parameters used for SAR evaluation!



0 dB = 0.971mW/g

Date/Time: 06/04/04 11:21:16

Test Laboratory: Kyocera

FCC-K454LC #9LFH, CDMA-1900 Right Tilt Ch600

Communication System: CDMA 1900, Frequency: 1880 MHz, Duty Cycle: 1:1
Medium: Head 1900 MHz, Medium parameters used: f = 1880 MHz, σ = 1.4 mho/m, ε_r = 39.5; ρ = 1000 kg/m^3
Phantom: SAM 12, Phantom section: Right Section

DASY4 Configuration:
Probe: ET3DV6 - SN1712, ConvF(5.3, 5.3, 5.3), Calibrated: 9/19/2003
Sensor-Surface: 4mm (Mechanical And Optical Surface Detection),
Electronics: DAE3 Sn530, Calibrated: 12/22/2003
Measurement SW: DASY4, V4.2 Build 44
Postprocessing SW: SEMCAD, V1.8 Build 112

Temperature:
Room T = 21.8 +/- 1 deg C, Liquid T = 22.0 +/- 1 deg C

600 RT/Zoom Scan (7x7x7)/Cube 0: Measurement grid: dx=5mm, dy=5mm, dz=5mm

Reference Value = 31.5 V/m; Power Drift = -0.1 dB
Maximum value of SAR (measured) = 1.29 mW/g
Peak SAR (extrapolated) = 1.81 W/kg
SAR(1 g) = 1.17 mW/g; SAR(10 g) = 0.704 mW/g



0 dB = 1.29mW/g

Section 3
CDMA 800

Date/Time: 06/15/04 14:53:02

Test Laboratory: Kyocera

K454LC #9LFH, CDMA-800 Flat with Leather Case and Backpack Clip Ch383

Communication System: CDMA-800, Frequency: 836.49 MHz, Duty Cycle: 1:1
Medium: M900,Medium parameters used (interpolated): f= 836.49 MHz, σ = 0.969 mho/m; ε_r = 54.8; ρ = 1000 kg/m^3
Phantom: SAM 12,Phantom section: Flat Section

DASY4 Configuration:
Probe: ET3DV6 - SN1663; ConvF(6.4, 6.4, 6.4), Calibrated: 10/10/2003
Sensor-Surface: 4mm (Mechanical And Optical Surface Detection),
Electronics: DAE3 Sn493,Calibrated: 11/25/2003
Measurement SW: DASY4, V4.2 Build 44
Postprocessing SW: SEMCAD, V1.8 Build 112

Temperature:
Room T = 21.8 +/- 1 deg C; Liquid T = 22.0 +/- 1 deg C

CDMA-800 Ch383/Zoom Scan (7x7x7)/Cube 0: Measurement grid: dx=5mm, dy=5mm, dz=5mm

Reference Value = 20.8 V/m; Power Drift = -0.2 dB
Maximum value of SAR (measured) = 0.436 mW/g
Peak SAR (extrapolated) = 0.552 W/kg
SAR(1 g) = 0.409 mW/g; SAR(10 g) = 0.296 mW/g

Info: Interpolated medium parameters used for SAR evaluation!

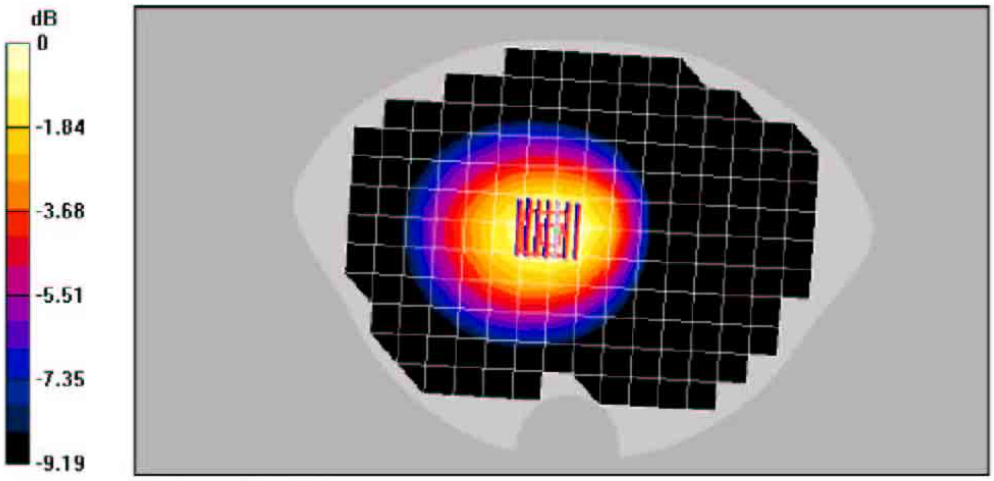

0 dB = 0.436mW/g

Date/Time: 06/15/04 08:33:19

Test Laboratory: Kyocera

K454LC #9LFH, CDMA-800 Flat with 22.5mm Air Space Ch383

Communication System: CDMA-800, Frequency: 836.49 MHz, Duty Cycle: 1:1
Medium: M900,Medium parameters used (interpolated): f= 836.49 MHz, σ = 0.969 mho/m; ε_r = 54.8; ρ = 1000 kg/m^3
Phantom: SAM 12,Phantom section: Flat Section

DASY4 Configuration:
Probe: ET3DV6 - SN1663; ConvF(6.4, 6.4, 6.4), Calibrated: 10/10/2003
Sensor-Surface: 4mm (Mechanical And Optical Surface Detection),
Electronics: DAE3 Sn493,Calibrated: 11/25/2003
Measurement SW: DASY4, V4.2 Build 44
Postprocessing SW: SEMCAD, V1.8 Build 112

Temperature:
Room T = 21.8 +/- 1 deg C, Liquid T = 22.0 +/- 1 deg C

CDMA-800 Ch383/Zoom Scan (7x7x7)/Cube 0: Measurement grid: dx=5mm, dy=5mm, dz=5mm

Reference Value = 22.6 V/m; Power Drift = -0.2 dB
Maximum value of SAR (measured) = 0.492 mW/g
Peak SAR (extrapolated) = 0.594 W/kg
SAR(1 g) = 0.461 mW/g; SAR(10 g) = 0.338 mW/g

Info: Interpolated medium parameters used for SAR evaluation!

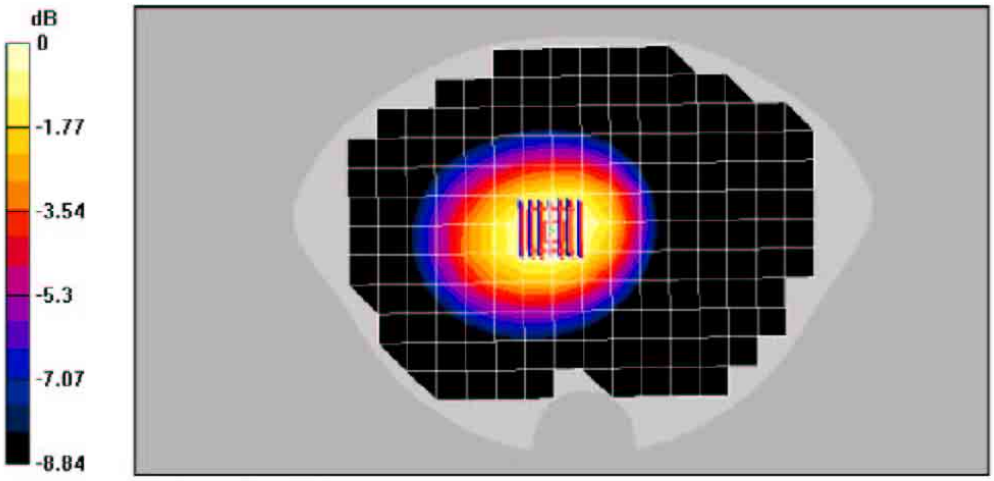

0 dB = 0.492mW/g

Date/Time: 06/15/04 16:19:37

Test Laboratory: Kyocera

K454LC #9LFH, CDMA-800 Flat with Belt Clip and Backpack Clip Ch383

Communication System: CDMA-800, Frequency: 836.49 MHz, Duty Cycle: 1:1
Medium: M900,Medium parameters used (interpolated): f= 836.49 MHz, σ = 0.969 mho/m; ε_r = 54.8; ρ = 1000 kg/m^3
Phantom: SAM 12,Phantom section: Flat Section

DASY4 Configuration:
Probe: ET3DV6 - SN1663; ConvF(6.4, 6.4, 6.4), Calibrated: 10/10/2003
Sensor-Surface: 4mm (Mechanical And Optical Surface Detection),
Electronics: DAE3 Sn493,Calibrated: 11/25/2003
Measurement SW: DASY4, V4.2 Build 44
Postprocessing SW: SEMCAD, V1.8 Build 112

Temperature:
Room T = 21.8 +/- 1 deg C; Liquid T = 22.0 +/- 1 deg C

CDMA-800 Ch383/Zoom Scan (7x7x7)/Cube 0: Measurement grid: dx=5mm, dy=5mm, dz=5mm

Reference Value = 23.9 V/m; Power Drift = -0.1 dB
Maximum value of SAR (measured) = 0.618 mW/g
Peak SAR (extrapolated) = 0.725 W/kg
SAR(1 g) = 0.579 mW/g; SAR(10 g) = 0.422 mW/g

Info: Interpolated medium parameters used for SAR evaluation!

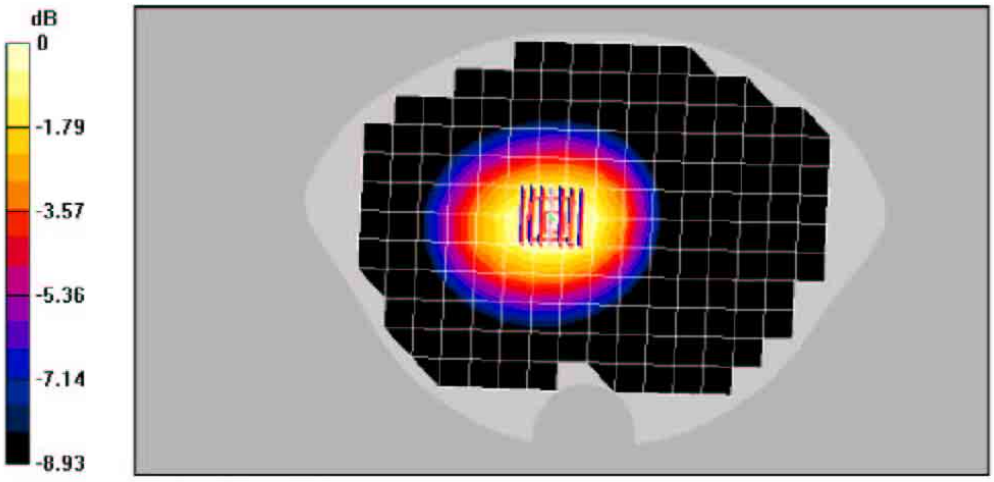

0 dB = 0.618mW/g

Date/Time: 06/15/04 08:33:52

Test Laboratory: Kyocera

K454LC #9LFH, CDMA-800 Flat with Belt Clip Ch383

Communication System: CDMA-800, Frequency: 836.49 MHz, Duty Cycle: 1:1
Medium: M900,Medium parameters used (interpolated): f= 836.49 MHz, σ = 0.969 mho/m; ε_r = 54.8; ρ = 1000 kg/m^3
Phantom: SAM 12,Phantom section: Flat Section

DASY4 Configuration:
Probe: ET3DV6 - SN1663; ConvF(6.4, 6.4, 6.4), Calibrated: 10/10/2003
Sensor-Surface: 4mm (Mechanical And Optical Surface Detection),
Electronics: DAE3 Sn493,Calibrated: 11/25/2003
Measurement SW: DASY4, V4.2 Build 44
Postprocessing SW: SEMCAD, V1.8 Build 112

Temperature:
Room T = 21.8 +/- 1 deg C, Liquid T = 22.0 +/- 1 deg C

CDMA-800 Ch383/Zoom Scan (7x7x7)/Cube 0: Measurement grid: dx=5mm, dy=5mm, dz=5mm

Reference Value = 22.3 V/m; Power Drift = -0.1 dB
Maximum value of SAR (measured) = 0.512 mW/g
Peak SAR (extrapolated) = 0.633 W/kg
SAR(1 g) = 0.486 mW/g; SAR(10 g) = 0.355 mW/g

Info: Interpolated medium parameters used for SAR evaluation!

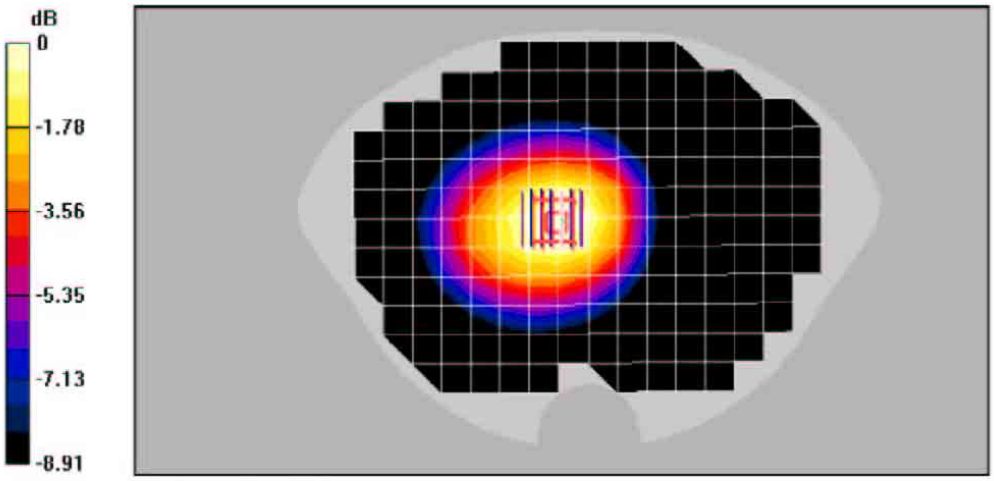

0 dB = 0.512mW/g

Date/Time: 06/15/04 14:53:02

Test Laboratory: Kyocera

K454LC #9LFH, CDMA-800 Flat with Leather Case and Backpack Clip Ch383

Communication System: CDMA-800, Frequency: 836.49 MHz, Duty Cycle: 1:1
Medium: M900,Medium parameters used (interpolated): f= 836.49 MHz, σ = 0.969 mho/m; ε_r = 54.8; ρ = 1000 kg/m^3
Phantom: SAM 12,Phantom section: Flat Section

DASY4 Configuration:
Probe: ET3DV6 - SN1663; ConvF(6.4, 6.4, 6.4), Calibrated: 10/10/2003
Sensor-Surface: 4mm (Mechanical And Optical Surface Detection),
Electronics: DAE3 Sn493,Calibrated: 11/25/2003
Measurement SW: DASY4, V4.2 Build 44
Postprocessing SW: SEMCAD, V1.8 Build 112

Temperature:
Room T = 21.8 +/- 1 deg C, Liquid T = 22.0 +/- 1 deg C

CDMA-800 Ch383/Zoom Scan (7x7x7)/Cube 0: Measurement grid: dx=5mm, dy=5mm, dz=5mm

Reference Value = 20.8 V/m; Power Drift = -0.2 dB
Maximum value of SAR (measured) = 0.436 mW/g
Peak SAR (extrapolated) = 0.552 W/kg
SAR(1 g) = 0.409 mW/g; SAR(10 g) = 0.296 mW/g

Info: Interpolated medium parameters used for SAR evaluation!

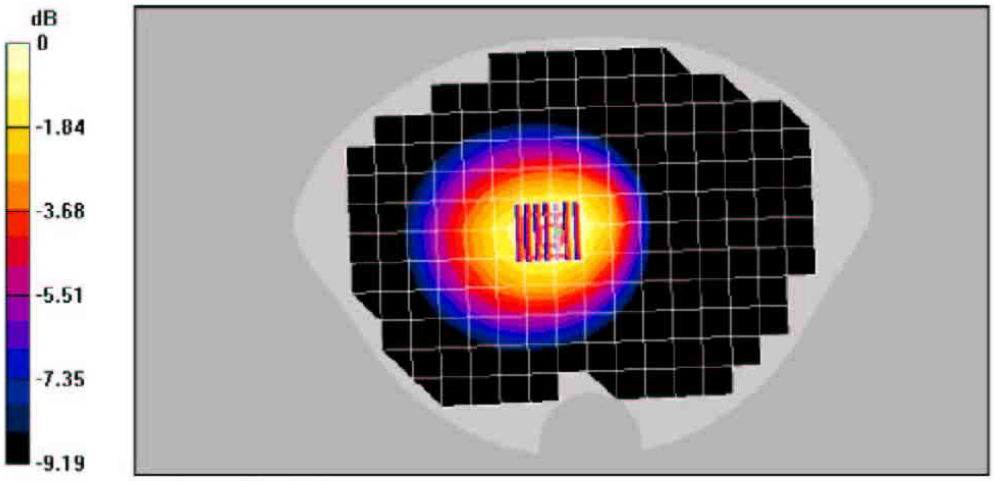

0 dB = 0.436mW/g

Date/Time: 06/15/04 08:34:10

Test Laboratory: Kyocera

K454LC #9LFH, CDMA-800 Flat with Leather Case Ch383

Communication System: CDMA-800, Frequency: 836.49 MHz, Duty Cycle: 1:1
Medium: M900,Medium parameters used (interpolated): f= 836.49 MHz, σ = 0.969 mho/m; ε_r = 54.8; ρ = 1000 kg/m^3
Phantom: SAM 12,Phantom section: Flat Section

DASY4 Configuration:
Probe: ET3DV6 - SN1663; ConvF(6.4, 6.4, 6.4), Calibrated: 10/10/2003
Sensor-Surface: 4mm (Mechanical And Optical Surface Detection),
Electronics: DAE3 Sn493,Calibrated: 11/25/2003
Measurement SW: DASY4, V4.2 Build 44
Postprocessing SW: SEMCAD, V1.8 Build 112

Temperature:
Room T = 21.8 +/- 1 deg C, Liquid T = 22.0 +/- 1 deg C

CDMA-800 Ch383/Zoom Scan (7x7x7)/Cube 0: Measurement grid: dx=5mm, dy=5mm, dz=5mm

Reference Value = 20.7 V/m; Power Drift = -0.2 dB
Maximum value of SAR (measured) = 0.429 mW/g
Peak SAR (extrapolated) = 0.531 W/kg
SAR(1 g) = 0.403 mW/g; SAR(10 g) = 0.292 mW/g

Info: Interpolated medium parameters used for SAR evaluation!

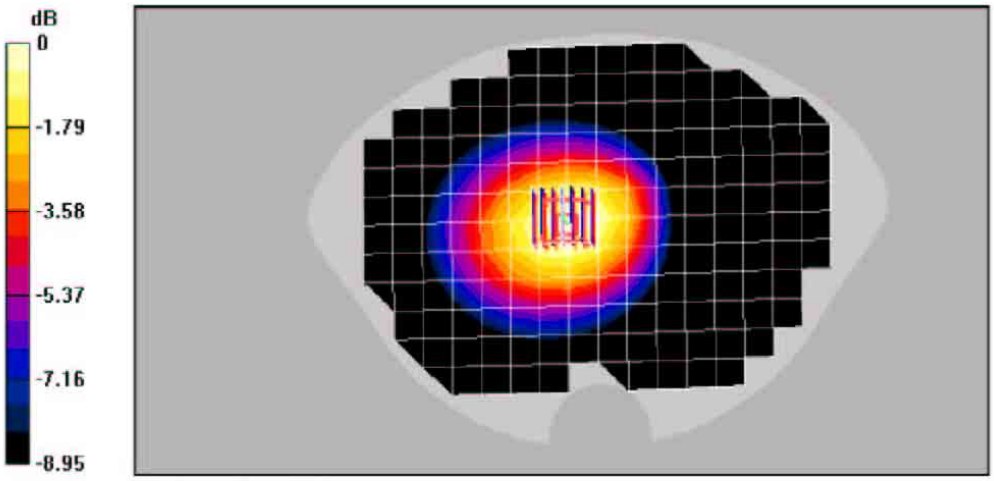

0 dB = 0.429mW/g

Date/Time: 06/15/04 16:19:37

Test Laboratory: Kyocera

K454LC #9LFH, CDMA-800 Flat Z-Scan with Belt Clip and Backpack Clip Ch383

Communication System: CDMA-800, Frequency: 836.49 MHz, Duty Cycle: 1:1
Medium: M900,Medium parameters used (interpolated): f= 836.49 MHz, σ = 0.969 mho/m; ε_r = 54.8; ρ = 1000 kg/m^3
Phantom: SAM 12,Phantom section: Flat Section

DASY4 Configuration:
Probe: ET3DV6 - SN1663; ConvF(6.4, 6.4, 6.4), Calibrated: 10/10/2003
Sensor-Surface: 4mm (Mechanical And Optical Surface Detection)
Sensor-Surface: 0mm (Fix Surface),
Electronics: DAE3 Sn493,Calibrated: 11/25/2003
Measurement SW: DASY4, V4.2 Build 44
Postprocessing SW: SEMCAD, V1.8 Build 112

Temperature:
Room T = 21.8 +/- 1 deg C, Liquid T = 22.0 +/- 1 deg C

CDMA-800 Ch383/Z Scan (1x1x11): Measurement grid: dx=20mm, dy=20mm, dz=5mm

Reference Value = 23.9 V/m; Power Drift = -0.1 dB
Maximum value of SAR (measured) = 0.524 mW/g

Info: Interpolated medium parameters used for SAR evaluation!



Date/Time: 06/04/04 19:06:33

Test Laboratory: Kyocera

K454LC #9LFH CDMA Left Cheek Ch383

Communication System: CDMA-800, Frequency: 836.49 MHz, Duty Cycle: 1:1
Medium: HSL900, Medium parameters used (interpolated): f = 836.49 MHz, σ = 0.894 mho/m, ε_r = 40.6, ρ = 1000 kg/m^3
Phantom: SAM 12, Phantom section: Left Section

DASY4 Configuration:
Probe: ET3DV6 - SN1663, ConvF(6.7, 6.7, 6.7), Calibrated: 10/10/2003
Sensor-Surface: 4mm (Mechanical And Optical Surface Detection),
Electronics: DAE3 Sn493, Calibrated: 11/25/2003
Measurement SW: DASY4, V4.2 Build 44
Postprocessing SW: SEMCAD, V1.8 Build 112

Temperature:
Room T = 21.8 +/- 1 deg C, Liquid T = 22.0 +/- 1 deg C

CDMA-800 Ch383 LC/Zoom Scan (7x7x7)/Cube 0: Measurement grid: dx=5mm, dy=5mm, dz=5mm

Reference Value = 32.2 V/m; Power Drift = 0.2 dB
Maximum value of SAR (measured) = 1.11 mW/g
Peak SAR (extrapolated) = 1.42 W/kg
SAR(1 g) = 1.05 mW/g; SAR(10 g) = 0.729 mW/g

Info: Interpolated medium parameters used for SAR evaluation!



0 dB = 1.11mW/g

Date/Time: 06/05/04 04:29:50

Test Laboratory: Kyocera

K454LC #9LFH CDMA Left Cheek with Backpack Clip Ch383

Communication System: CDMA-800, Frequency: 836.49 MHz, Duty Cycle: 1:1
Medium: HSL900, Medium parameters used (interpolated): f = 836.49 MHz, σ = 0.894 mho/m, ε_r = 40.6, ρ = 1000 kg/m^3
Phantom: SAM 12, Phantom section: Left Section

DASY4 Configuration:
Probe: ET3DV6 - SN1663, ConvF(6.7, 6.7, 6.7), Calibrated: 10/10/2003
Sensor-Surface: 4mm (Mechanical And Optical Surface Detection),
Electronics: DAE3 Sn493, Calibrated: 11/25/2003
Measurement SW: DASY4, V4.2 Build 44
Postprocessing SW: SEMCAD, V1.8 Build 112

Temperature:
Room T = 21.8 +/- 1 deg C, Liquid T = 22.0 +/- 1 deg C

CDMA-800 Ch383 LC/Zoom Scan (7x7x7)/Cube 0: Measurement grid: dx=5mm, dy=5mm, dz=5mm

Reference Value = 32.7 V/m; Power Drift = -0.0 dB
Maximum value of SAR (measured) = 1.05 mW/g
Peak SAR (extrapolated) = 1.38 W/kg
SAR(1 g) = 0.983 mW/g; SAR(10 g) = 0.669 mW/g

Info: Interpolated medium parameters used for SAR evaluation!



0 dB = 1.05mW/g

Date/Time: 06/04/04 19:06:33

Test Laboratory: Kyocera

K454LC #9LFH CDMA Left Tilt Ch383

Communication System: CDMA-800, Frequency: 836.49 MHz, Duty Cycle: 1:1
Medium: HSL900, Medium parameters used (interpolated): f = 836.49 MHz, σ = 0.894 mho/m, ε_r = 40.6, ρ = 1000 kg/m^3
Phantom: SAM 12, Phantom section: Left Section

DASY4 Configuration:
Probe: ET3DV6 - SN1663, ConvF(6.7, 6.7, 6.7), Calibrated: 10/10/2003
Sensor-Surface: 4mm (Mechanical And Optical Surface Detection),
Electronics: DAE3 Sn493, Calibrated: 11/25/2003
Measurement SW: DASY4, V4.2 Build 44
Postprocessing SW: SEMCAD, V1.8 Build 112

Temperature:
Room T = 21.8 +/- 1 deg C, Liquid T = 22.0 +/- 1 deg C

CDMA-800 Ch383 LT/Zoom Scan (7x7x7)/Cube 0: Measurement grid: dx=5mm, dy=5mm, dz=5mm

Reference Value = 32.1 V/m; Power Drift = 0.3 dB
Maximum value of SAR (measured) = 1.07 mW/g
Peak SAR (extrapolated) = 1.43 W/kg
SAR(1 g) = 0.985 mW/g; SAR(10 g) = 0.647 mW/g

Info: Interpolated medium parameters used for SAR evaluation!

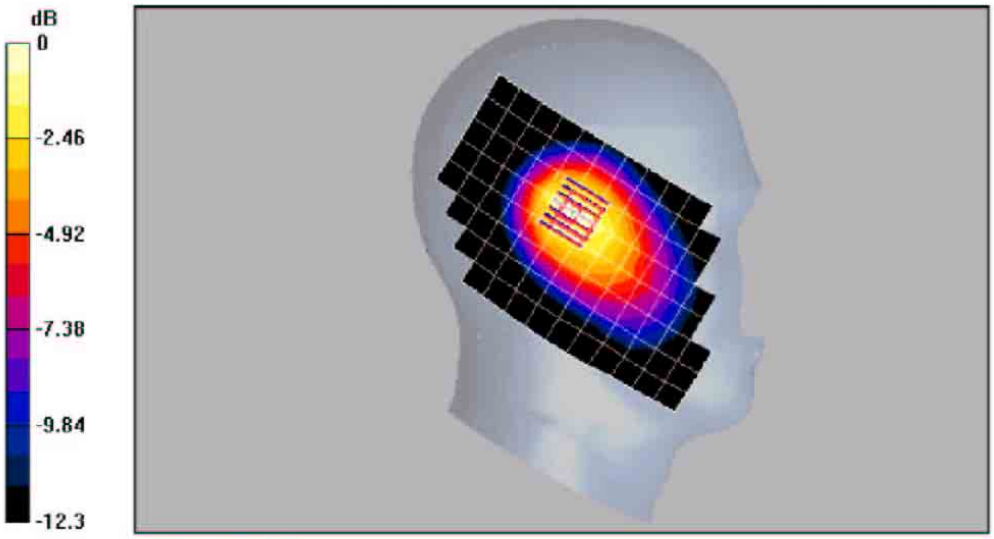

0 dB = 1.07mW/g

Date/Time: 06/04/04 19:12:52

Test Laboratory: Kyocera

K454LC #9LFH CDMA Right Cheek Ch383

Communication System: CDMA-800, Frequency: 836.49 MHz, Duty Cycle: 1:1
Medium: HSL900, Medium parameters used (interpolated): f = 836.49 MHz, σ = 0.894 mho/m, ε_r = 40.6, ρ = 1000 kg/m^3
Phantom: SAM 12, Phantom section: Right Section

DASY4 Configuration:
Probe: ET3DV6 - SN1663, ConvF(6.7, 6.7, 6.7), Calibrated: 10/10/2003
Sensor-Surface: 4mm (Mechanical And Optical Surface Detection),
Electronics: DAE3 Sn493, Calibrated: 11/25/2003
Measurement SW: DASY4, V4.2 Build 44
Postprocessing SW: SEMCAD, V1.8 Build 112

Temperature:
Room T = 21.8 +/- 1 deg C, Liquid T = 22.0 +/- 1 deg C

CDMA-800 Ch383 RC/Zoom Scan (7x7x7)/Cube 0: Measurement grid: dx=5mm, dy=5mm, dz=5mm

Reference Value = 31.6 V/m; Power Drift = 0.4 dB
Maximum value of SAR (measured) = 0.888 mW/g
Peak SAR (extrapolated) = 1.07 W/kg
SAR(1 g) = 0.833 mW/g; SAR(10 g) = 0.610 mW/g

Info: Interpolated medium parameters used for SAR evaluation!



0 dB = 0.888mW/g

Date/Time: 06/04/04 19:12:52

Test Laboratory: Kyocera

K454LC #9LFH CDMA Right Tilt Ch777

Communication System: CDMA-800, Frequency: 848.31 MHz, Duty Cycle: 1:1
Medium: HSL900, Medium parameters used (interpolated): f = 848.31 MHz, σ = 0.894 mho/m, ε_r = 40.6, ρ = 1000 kg/m^3
Phantom: SAM 12, Phantom section: Right Section

DASY4 Configuration:
Probe: ET3DV6 - SN1663; ConvF(6.7, 6.7, 6.7); Calibrated: 10/10/2003
Sensor-Surface: 4mm (Mechanical And Optical Surface Detection),
Electronics: DAE3 Sn493, Calibrated: 11/25/2003
Measurement SW: DASY4, V4.2 Build 44
Postprocessing SW: SEMCAD, V1.8 Build 112

Temperature:
Room T = 21.8 +/- 1 deg C, Liquid T = 22.0 +/- 1 deg C

CDMA-800 Ch777 RT/Zoom Scan (7x7x7)/Cube 0: Measurement grid: dx=5mm, dy=5mm, dz=5mm

Reference Value = 29.5 V/m; Power Drift = 0.2 dB
Maximum value of SAR (measured) = 0.753 mW/g
Peak SAR (extrapolated) = 0.954 W/kg
SAR(1 g) = 0.697 mW/g; SAR(10 g) = 0.482 mW/g

Info: Interpolated medium parameters used for SAR evaluation!



0 dB = 0.753mW/g