Appendix B-6
K480 Family – Tri-mode Gray Aktiv

For

FCC ID: OVFKWC-K4X4

Section 1
AMPS

Date/Time: 06/09/04 07:12:17

Test Laboratory: Kyocera

K484L #B71T AMPS ch383 Flat with 22.5mm Air Space and Backpack Clip

Communication System: AMPS, Frequency: 824.04 MHz, Duty Cycle: 1:1

Medium: M900,Medium parameters used (interpolated): f = 824.04 MHz; σ = 0.976 mho/m; ε_r = 54.5; ρ = 1000 kg/m^3

Phantom: SAM 12,Phantom section: Flat Section

DASY4 Configuration:
Probe: ET3DV6 - SN1663, ConvF(6.4, 6.4, 6.4), Calibrated: 10/10/2003
Sensor-Surface: 4mm (Mechanical And Optical Surface Detection),
Electronics: DAE3 Sn493,Calibrated: 11/25/2003
Measurement SW: DASY4, V4.2 Build 44
Postprocessing SW: SEMCAD, V1.8 Build 112

Temperature:
Room T = 21.8 +/- 1 deg C; Liquid T = 22.0 +/- 1 deg C

AMPS Ch383/Zoom Scan (7x7x7)/Cube 0: Measurement grid: dx=5mm, dy=5mm, dz=5mm

Reference Value = 23.5 V/m; Power Drift = 0.1 dB
Maximum value of SAR (measured) = 0.558 mW/g
Peak SAR (extrapolated) = 0.672 W/kg
SAR(1 g) = 0.528 mW/g; SAR(10 g) = 0.388 mW/g

Info: Interpolated medium parameters used for SAR evaluation!

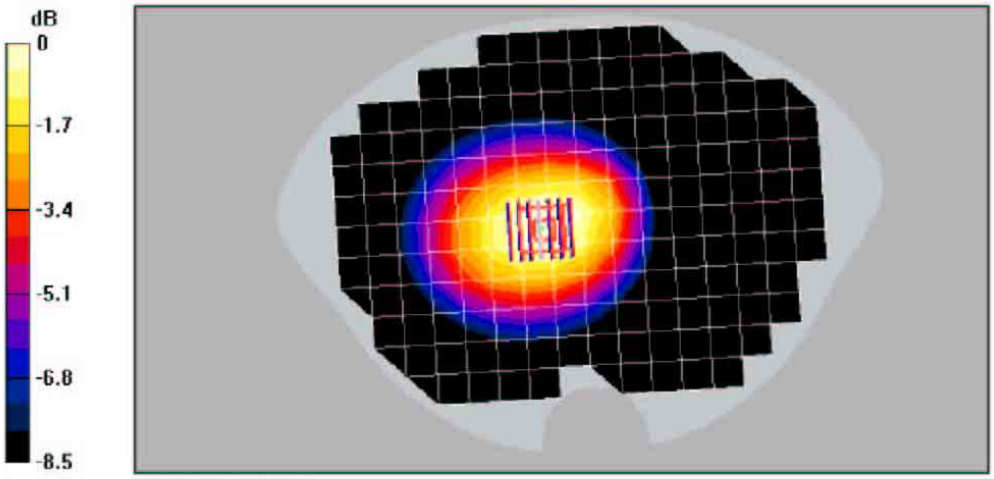

0 dB = 0.558mW/g

Date/Time: 06/03/04 16:19:40

Test Laboratory: Kyocera

K484L #B71T AMPS ch383 FLAT with 22.5mm Air Separation

Communication System: AMPS, Frequency: 824.04 MHz, Duty Cycle: 1:1
Medium: M900,Medium parameters used (interpolated): f= 824.04 MHz, σ = 0.976 mho/m; ε_r = 54.7; ρ = 1000 kg/m^3
Phantom: SAM 12,Phantom section: Flat Section

DASY4 Configuration:
Probe: ET3DV6 - SN1663; ConvF(6.4, 6.4, 6.4), Calibrated: 10/10/2003
Sensor-Surface: 4mm (Mechanical And Optical Surface Detection),
Electronics: DAE3 Sn493,Calibrated: 11/25/2003
Measurement SW: DASY4, V4.2 Build 44
Postprocessing SW: SEMCAD, V1.8 Build 112

Temperature:
Room T = 21.8 +/- 1 deg C, Liquid T = 22.0 +/- 1 deg C

AMPS Ch383/Zoom Scan (7x7x7)/Cube 0: Measurement grid: dx=5mm, dy=5mm, dz=5mm

Reference Value = 26.1 V/m; Power Drift = -0.2 dB
Maximum value of SAR (measured) = 0.629 mW/g
Peak SAR (extrapolated) = 0.747 W/kg
SAR(1 g) = 0.590 mW/g; SAR(10 g) = 0.432 mW/g

Info: Interpolated medium parameters used for SAR evaluation!

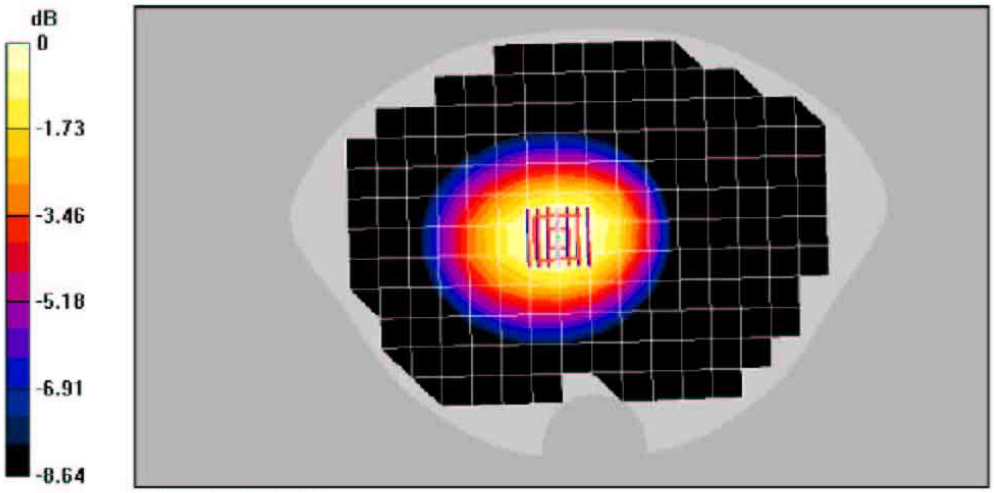

0 dB = 0.629mW/g

Date/Time: 06/09/04 09:38:10

Test Laboratory: Kyocera

K484L #B71T AMPS ch383 Flat with Kyocera Belt Clip and Backpack Clip

Communication System: AMPS, Frequency: 824.04 MHz, Duty Cycle: 1:1
Medium: M900,Medium parameters used (interpolated): f= 824.04 MHz, σ = 0.976 mho/m; ε_r = 54.5; ρ = 1000 kg/m^3
Phantom: SAM 12,Phantom section: Flat Section

DASY4 Configuration:
Probe: ET3DV6 - SN1663; ConvF(6.4, 6.4, 6.4), Calibrated: 10/10/2003
Sensor-Surface: 4mm (Mechanical And Optical Surface Detection),
Electronics: DAE3 Sn493,Calibrated: 11/25/2003
Measurement SW: DASY4, V4.2 Build 44
Postprocessing SW: SEMCAD, V1.8 Build 112

Temperature:
Room T = 21.8 +/- 1 deg C, Liquid T = 22.0 +/- 1 deg C

AMPS Ch383/Zoom Scan (7x7x7)/Cube 0: Measurement grid: dx=5mm, dy=5mm, dz=5mm

Reference Value = 24.2 V/m; Power Drift = -0.6 dB
Maximum value of SAR (measured) = 0.564 mW/g
Peak SAR (extrapolated) = 0.690 W/kg
SAR(1 g) = 0.531 mW/g; SAR(10 g) = 0.383 mW/g

Info: Interpolated medium parameters used for SAR evaluation!

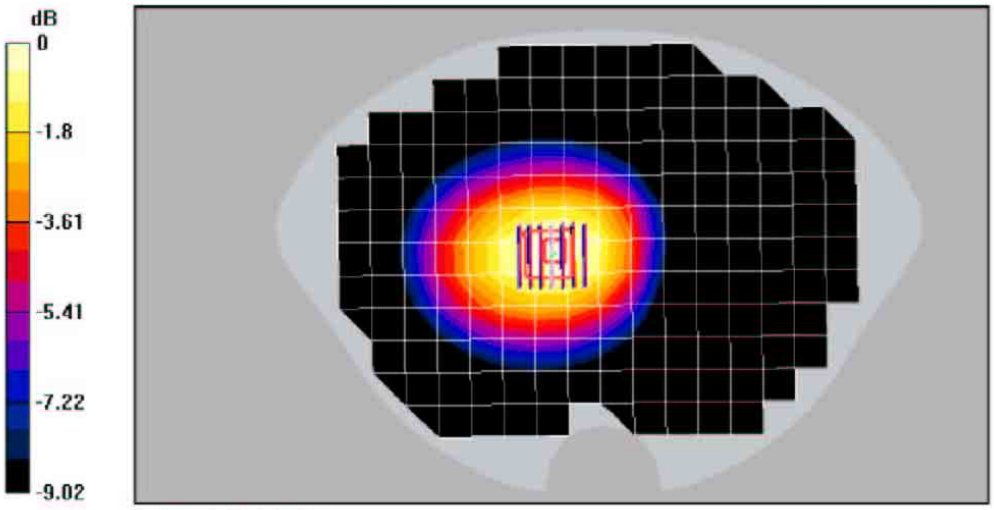

0 dB = 0.564mW/g

Date/Time: 06/08/04 18:47:13

Test Laboratory: Kyocera

K484L #B71T AMPS ch383 Flat with Kyocera Belt Clip

Communication System: AMPS, Frequency: 824.04 MHz, Duty Cycle: 1:1
Medium: M900,Medium parameters used (interpolated): f= 824.04 MHz, σ = 0.976 mho/m; ε_r = 54.7; ρ = 1000 kg/m^3
Phantom: SAM 12,Phantom section: Flat Section

DASY4 Configuration:
Probe: ET3DV6 - SN1663; ConvF(6.4, 6.4, 6.4), Calibrated: 10/10/2003
Sensor-Surface: 4mm (Mechanical And Optical Surface Detection),
Electronics: DAE3 Sn493,Calibrated: 11/25/2003
Measurement SW: DASY4, V4.2 Build 44
Postprocessing SW: SEMCAD, V1.8 Build 112

Temperature:
Room T = 21.8 +/- 1 deg C; Liquid T = 22.0 +/- 1 deg C

AMPS Ch383/Zoom Scan (7x7x7)/Cube 0: Measurement grid: dx=5mm, dy=5mm, dz=5mm

Reference Value = 26.2 V/m; Power Drift = -0.2 dB
Maximum value of SAR (measured) = 0.639 mW/g
Peak SAR (extrapolated) = 0.770 W/kg
SAR(1 g) = 0.602 mW/g; SAR(10 g) = 0.439 mW/g

Info: Interpolated medium parameters used for SAR evaluation!

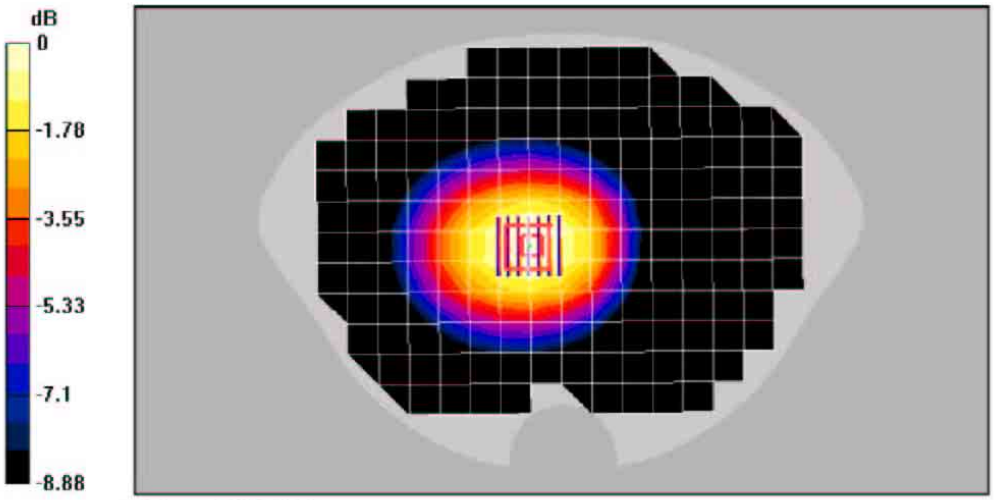

0 dB = 0.639mW/g

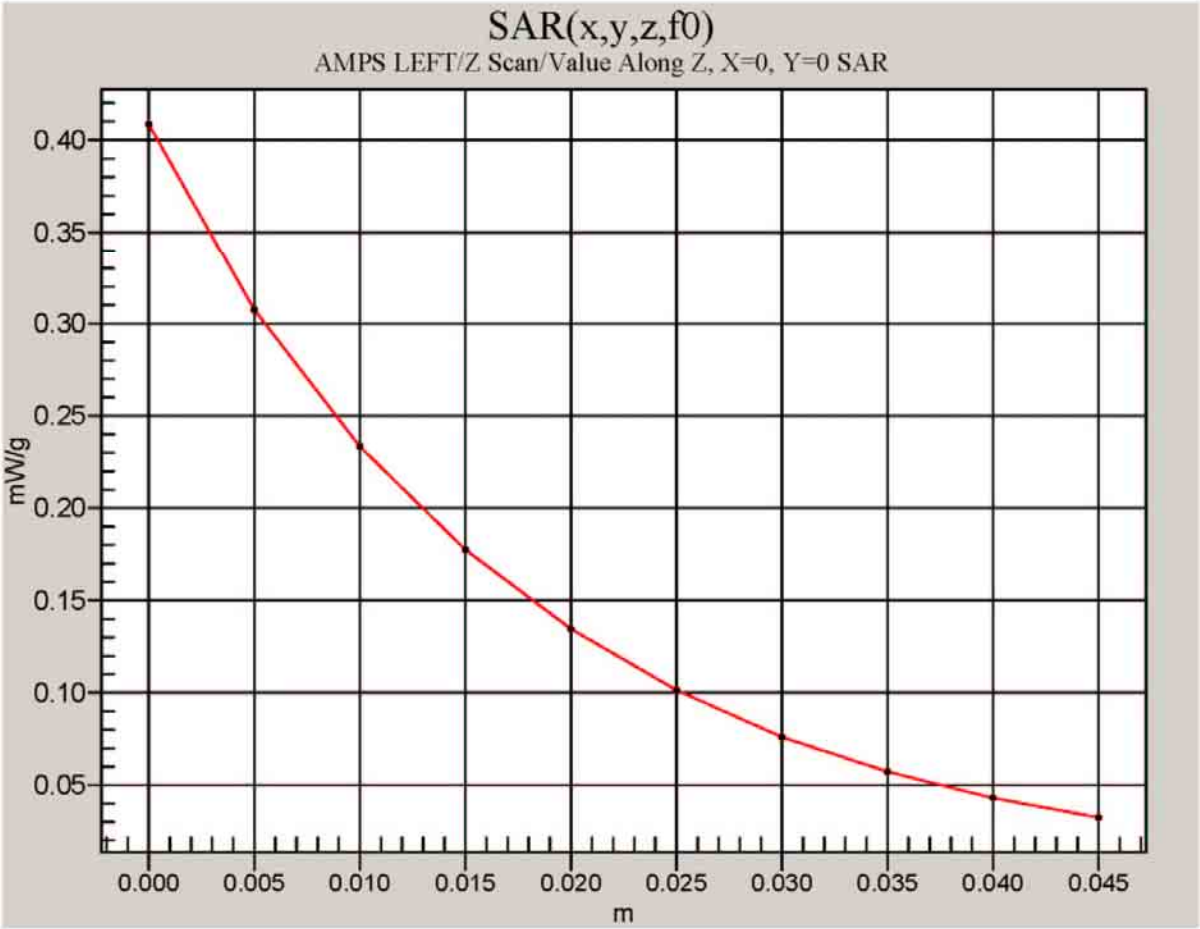
SAR(x,y,z,f0)
AMPS LEFT/Z Scan/Value Along Z, X=0, Y=0 SAR
mW/g
0.40
0.35
0.30
0.25
0.20
0.15
0.10
0.05
0.000
0.005
0.010
0.015
0.020
0.025
0.030
0.035
0.040
0.045
m

Date/Time: 06/09/04 08:05:45

Test Laboratory: Kyocera

K484L #B71T AMPS Flat with Leather Case and Backpack Clip

Communication System: AMPS, Frequency: 824.04 MHz, Duty Cycle: 1:1
Medium: M900,Medium parameters used (interpolated): f= 824.04 MHz, σ = 0.976 mho/m; ε_r = 54.5; ρ = 1000 kg/m^3
Phantom: SAM 12,Phantom section: Flat Section

DASY4 Configuration:
Probe: ET3DV6 - SN1663; ConvF(6.4, 6.4, 6.4), Calibrated: 10/10/2003
Sensor-Surface: 4mm (Mechanical And Optical Surface Detection),
Electronics: DAE3 Sn493,Calibrated: 11/25/2003
Measurement SW: DASY4, V4.2 Build 44
Postprocessing SW: SEMCAD, V1.8 Build 112

Temperature:
Room T = 21.8 +/- 1 deg C, Liquid T = 22.0 +/- 1 deg C

AMPS Ch383/Zoom Scan (7x7x7)/Cube 0: Measurement grid: dx=5mm, dy=5mm, dz=5mm

Reference Value = 21.5 V/m; Power Drift = -5e+001 dB
Maximum value of SAR (measured) = 0.451 mW/g
Peak SAR (extrapolated) = 0.554 W/kg
SAR(1 g) = 0.426 mW/g; SAR(10 g) = 0.310 mW/g

Info: Interpolated medium parameters used for SAR evaluation!



0 dB = 0.451mW/g

Date/Time: 06/03/04 19:45:42

Test Laboratory: Kyocera

K484L #B71T AMPS Flat with Leather Case

Communication System: AMPS, Frequency: 824.04 MHz, Duty Cycle: 1:1
Medium: M900,Medium parameters used (interpolated): f= 824.04 MHz, σ = 0.976 mho/m; ε_r = 54.7; ρ = 1000 kg/m^3
Phantom: SAM 12,Phantom section: Flat Section

DASY4 Configuration:
Probe: ET3DV6 - SN1663; ConvF(6.4, 6.4, 6.4), Calibrated: 10/10/2003
Sensor-Surface: 4mm (Mechanical And Optical Surface Detection),
Electronics: DAE3 Sn493,Calibrated: 11/25/2003
Measurement SW: DASY4, V4.2 Build 44
Postprocessing SW: SEMCAD, V1.8 Build 112

Temperature:
Room T = 21.8 +/- 1 deg C, Liquid T = 22.0 +/- 1 deg C

AMPS Ch383/Zoom Scan (7x7x7)/Cube 0: Measurement grid: dx=5mm, dy=5mm, dz=5mm

Reference Value = 22.8 V/m; Power Drift = -0.1 dB
Maximum value of SAR (measured) = 0.513 mW/g
Peak SAR (extrapolated) = 0.617 W/kg
SAR(1 g) = 0.487 mW/g; SAR(10 g) = 0.357 mW/g

Info: Interpolated medium parameters used for SAR evaluation!

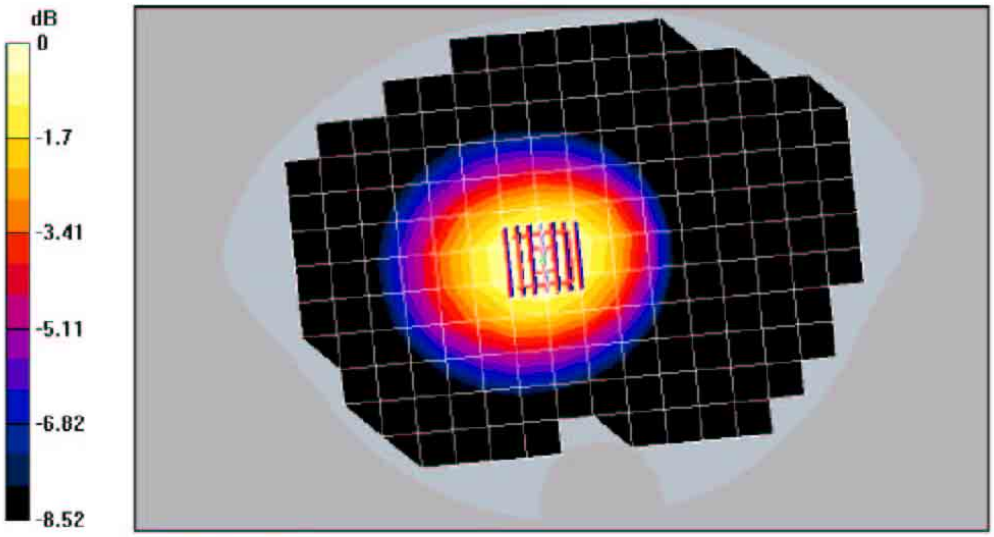

0 dB = 0.513mW/g

Date/Time: 06/03/04 18:21:52

Test Laboratory: Kyocera

K484L #B71T, AMPS Left Cheek with Backpack Clip

Communication System: AMPS, Frequency: 836.49 MHz, Duty Cycle: 1:1
Medium: HSL900, Medium parameters used (interpolated): f = 836.49 MHz, σ = 0.878 mho/m, ε_r = 39.5, ρ = 1000 kg/m^3
Phantom: SAM 12, Phantom section: Left Section

DASY4 Configuration:
Probe: ET3DV6 - SN1663, ConvF(6.7, 6.7, 6.7), Calibrated: 10/10/2003
Sensor-Surface: 4mm (Mechanical And Optical Surface Detection),
Electronics: DAE3 Sn493, Calibrated: 11/25/2003
Measurement SW: DASY4, V4.2 Build 44
Postprocessing SW: SEMCAD, V1.8 Build 112

Temperature:
Room T = 21.8 +/- 1 deg C, Liquid T = 22.0 +/- 1 deg C

AMPS Ch383 LC/Zoom Scan (7x7x7)/Cube 0: Measurement grid: dx=5mm, dy=5mm, dz=5mm

Reference Value = 36.2 V/m; Power Drift = 0.1 dB
Maximum value of SAR (measured) = 1.29 mW/g
Peak SAR (extrapolated) = 1.66 W/kg
SAR(1 g) = 1.21 mW/g; SAR(10 g) = 0.825 mW/g

Info: Interpolated medium parameters used for SAR evaluation!

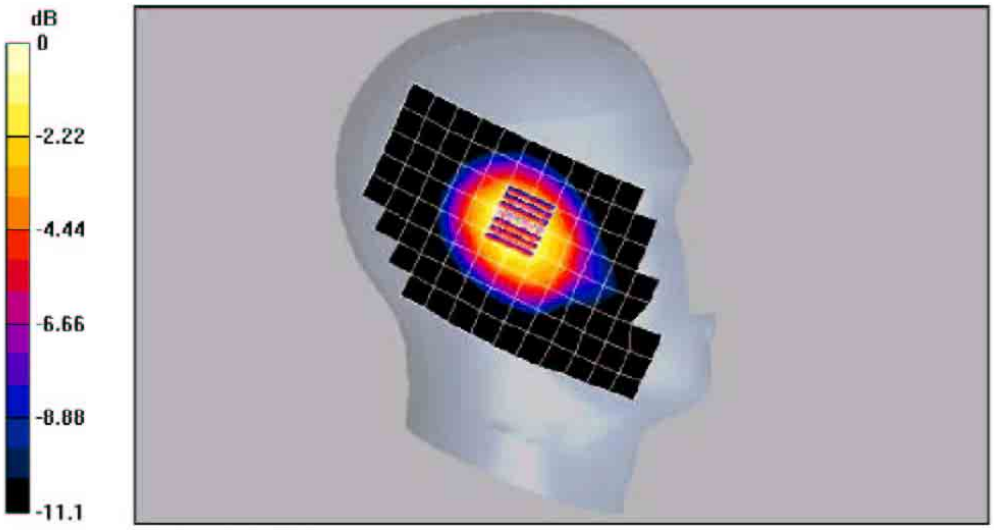

0 dB = 1.29mW/g

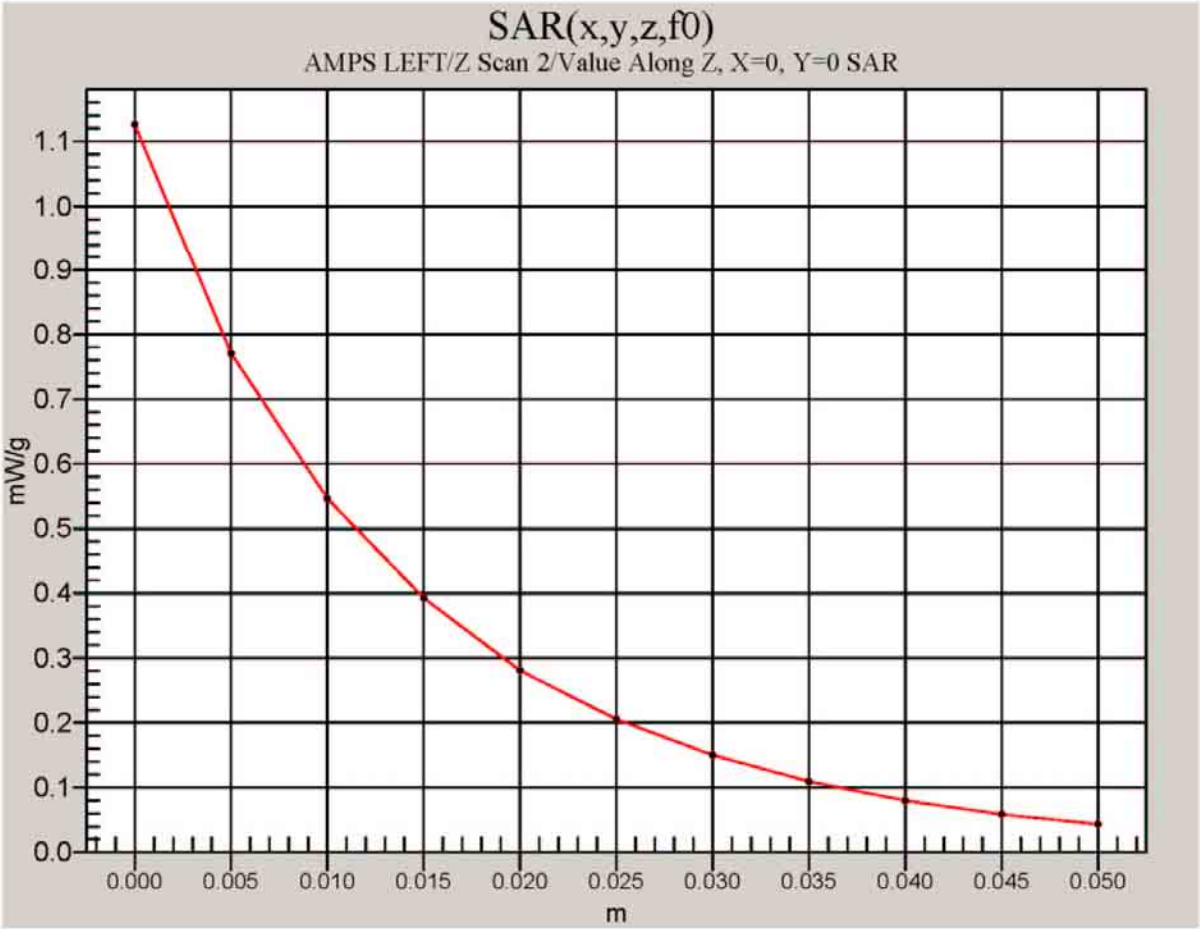
SAR(x,y,z,f0)
AMPS LEFT/Z Scan 2/Value Along Z, X=0, Y=0 SAR
mW/g
1.1
1.0
0.9
0.8
0.7
0.6
0.5
0.4
0.3
0.2
0.1
0.0
0.000
0.005
0.010
0.015
0.020
0.025
0.030
0.035
0.040
0.045
0.050
m

Date/Time: 06/03/04 11:27:32

Test Laboratory: Kyocera

K484L #B71T, AMPS ch383 Left Cheek

Communication System: AMPS, Frequency: 836.49 MHz, Duty Cycle: 1:1
Medium: HSL900, Medium parameters used (interpolated): f= 836.49 MHz, σ = 0.878 mho/m; ε_r = 39.5; ρ = 1000 kg/m^3
Phantom: SAM 12, Phantom section: Left Section

DASY4 Configuration:
Probe: ET3DV6 - SN1663, ConvF(6.7, 6.7, 6.7), Calibrated: 10/10/2003
Sensor-Surface: 4mm (Mechanical And Optical Surface Detection),
Electronics: DAE3 Sn493, Calibrated: 11/25/2003
Measurement SW: DASY4, V4.2 Build 44
Postprocessing SW: SEMCAD, V1.8 Build 112

Temperature:
Room T = 21.8 +/- 1 deg C; Liquid T = 22.0 +/- 1 deg C

AMPS Ch383 LC/Zoom Scan (7x7x7)/Cube 0: Measurement grid: dx=5mm, dy=5mm, dz=5mm

Reference Value = 37.2 V/m; Power Drift = 0.1 dB
Maximum value of SAR (measured) = 1.41 mW/g
Peak SAR (extrapolated) = 1.81 W/kg
SAR(1 g) = 1.32 mW/g; SAR(10 g) = 0.896 mW/g

Info: Interpolated medium parameters used for SAR evaluation!

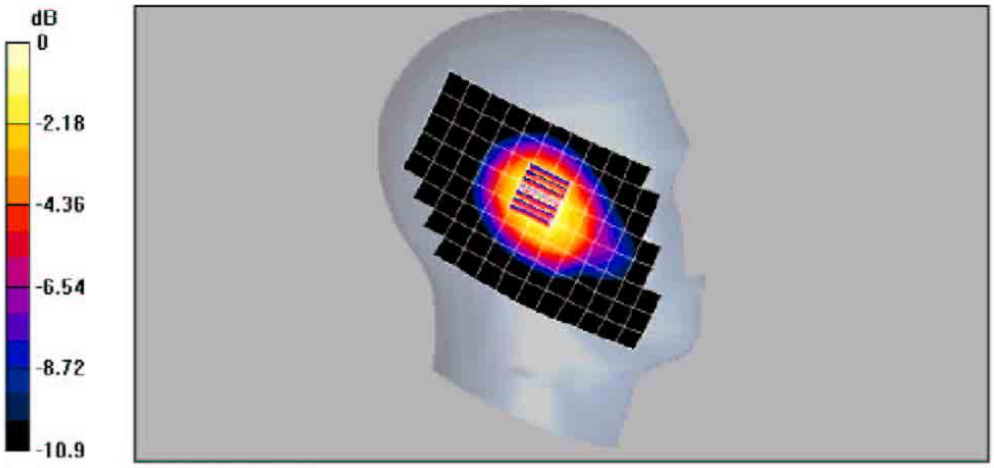

0 dB = 1.41mW/g

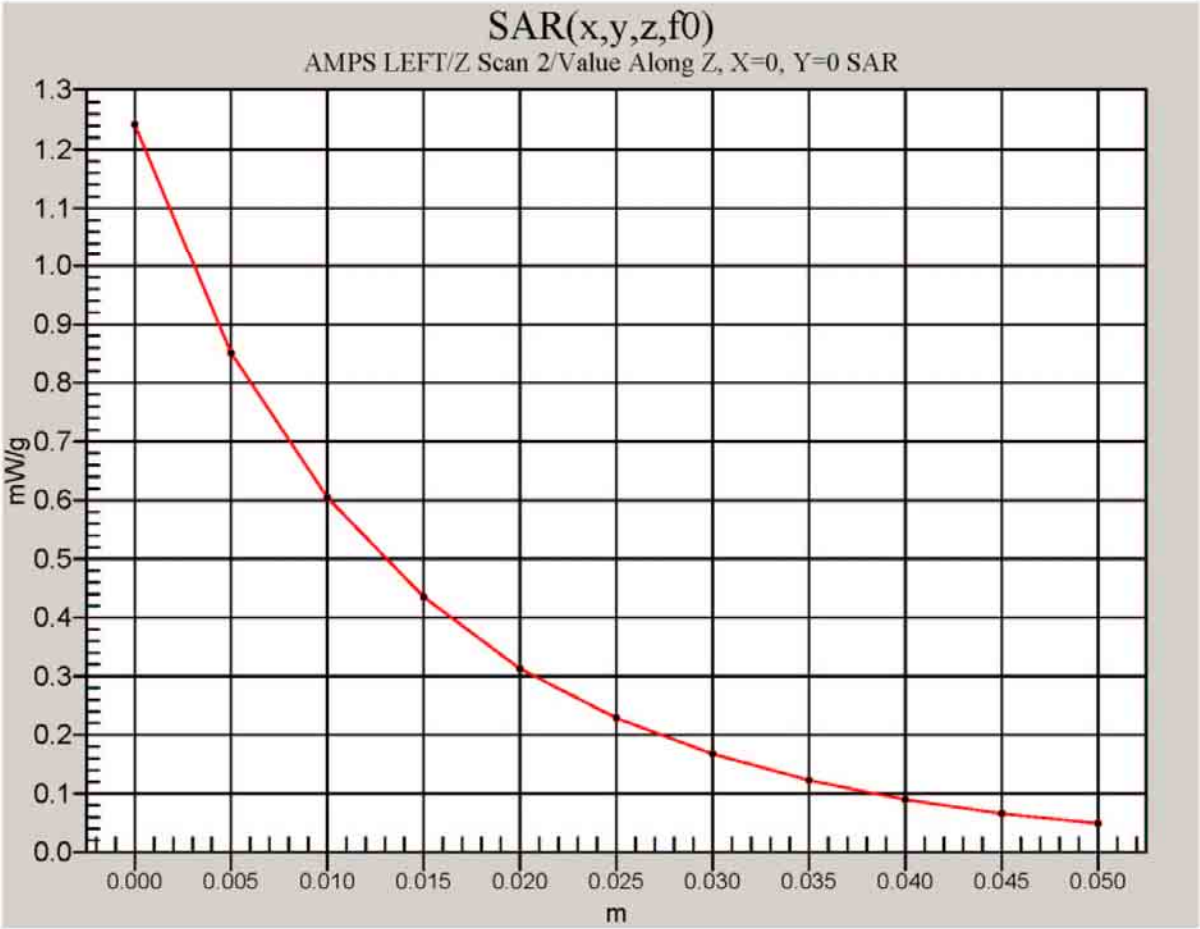
SAR(x,y,z,f0)
AMPS LEFT/Z Scan 2/Value Along Z, X=0, Y=0 SAR
mW/g
1.3
1.2
1.1
1.0
0.9
0.8
0.7
0.6
0.5
0.4
0.3
0.2
0.1
0.0
0.000
0.005
0.010
0.015
0.020
0.025
0.030
0.035
0.040
0.045
0.050
m

Date/Time: 06/03/04 11:27:32

Test Laboratory: Kyocera

K484L #B71T, AMPS ch383 Left Tilt, 06-03-04

Communication System: AMPS, Frequency: 836.49 MHz, Duty Cycle: 1:1
Medium: HSL900, Medium parameters used (interpolated): f= 836.49 MHz, σ = 0.878 mho/m; ε_r = 39.5; ρ = 1000 kg/m^3
Phantom: SAM 12, Phantom section: Left Section

DASY4 Configuration:
Probe: ET3DV6 - SN1663, ConvF(6.7, 6.7, 6.7), Calibrated: 10/10/2003
Sensor-Surface: 4mm (Mechanical And Optical Surface Detection),
Electronics: DAE3 Sn493, Calibrated: 11/25/2003
Measurement SW: DASY4, V4.2 Build 44
Postprocessing SW: SEMCAD, V1.8 Build 112

Temperature:
Room T = 21.8 +/- 1 deg C; Liquid T = 22.0 +/- 1 deg C

AMPS Ch383 LT/Zoom Scan (7x7x7)/Cube 0: Measurement grid: dx=5mm, dy=5mm, dz=5mm

Reference Value = 36.6 V/m; Power Drift = 0.1 dB
Maximum value of SAR (measured) = 1.19 mW/g
Peak SAR (extrapolated) = 1.51 W/kg
SAR(1 g) = 1.12 mW/g; SAR(10 g) = 0.772 mW/g

Info: Interpolated medium parameters used for SAR evaluation!



0 dB = 1.19mW/g

Date/Time: 06/03/04 11:29:27

Test Laboratory: Kyocera

K484L #B71T, AMPS ch383 Right Cheek

Communication System: AMPS, Frequency: 836.49 MHz, Duty Cycle: 1:1
Medium: HSL900, Medium parameters used (interpolated): f= 836.49 MHz, σ = 0.878 mho/m; ε_r = 39.5; ρ = 1000 kg/m^3
Phantom: SAM 12, Phantom section: Right Section

DASY4 Configuration:
Probe: ET3DV6 - SN1663, ConvF(6.7, 6.7, 6.7), Calibrated: 10/10/2003
Sensor-Surface: 4mm (Mechanical And Optical Surface Detection),
Electronics: DAE3 Sn493, Calibrated: 11/25/2003
Measurement SW: DASY4, V4.2 Build 44
Postprocessing SW: SEMCAD, V1.8 Build 112

Temperature:
Room T = 21.8 +/- 1 deg C; Liquid T = 22.0 +/- 1 deg C

AMPS Ch383 RC/Zoom Scan (7x7x7)/Cube 0: Measurement grid: dx=5mm, dy=5mm, dz=5mm

Reference Value = 37.3 V/m; Power Drift = 0.2 dB
Maximum value of SAR (measured) = 1.21 mW/g
Peak SAR (extrapolated) = 1.47 W/kg
SAR(1 g) = 1.14 mW/g; SAR(10 g) = 0.807 mW/g

Info: Interpolated medium parameters used for SAR evaluation!

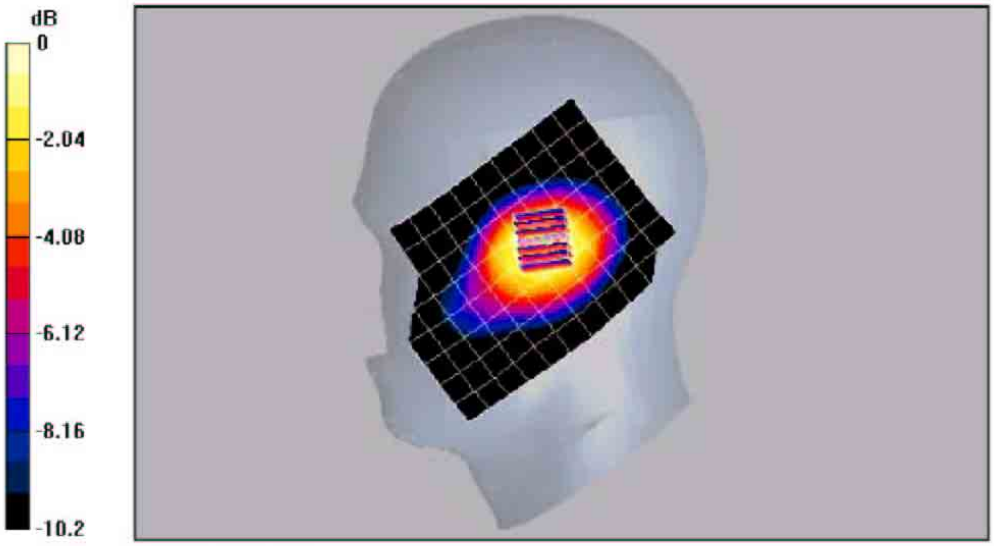

0 dB = 1.21mW/g

Date/Time: 06/22/04 19:04:10

Test Laboratory: Kyocera

K484L #B71T, AMPS ch383 Right Tilt

Communication System: AMPS, Frequency: 836.49 MHz, Duty Cycle: 1:1

Medium: HSL900,Medium parameters used (interpolated): f = 836.49 MHz; σ = 0.924 mho/m; ε_r = 41.6; ρ = 1000 kg/m³
Phantom: SAM 12,Phantom section: Right Section

DASY4 Configuration:
Probe: ET3DV6 - SN1663, ConvF(6.7, 6.7, 6.7), Calibrated: 10/10/2003
Sensor-Surface: 4mm (Mechanical And Optical Surface Detection),
Electronics: DAE3 Sn493,Calibrated: 11/25/2003
Measurement SW: DASY4, V4.2 Build 44
Postprocessing SW: SEMCAD, V1.8 Build 112

Temperature:
Room T = 21.8 +/- 1 deg C, Liquid T = 22.0 +/- 1 deg C

AMPS Ch383 RT/Zoom Scan (7x7x7)/Cube 0: Measurement grid: dx=5mm, dy=5mm, dz=5mm

Reference Value = 34.7 V/m; Power Drift = -0.2 dB
Maximum value of SAR (measured) = 1.1 mW/g
Peak SAR (extrapolated) = 1.33 W/kg
SAR(1 g) = 1.03 mW/g; SAR(10 g) = 0.725 mW/g

Info: Interpolated medium parameters used for SAR evaluation!



0 dB = 1.1mW/g

Section 2
CDMA 1900

Date/Time: 06/01/04 15:45:43

Test Laboratory: Kyocera

K484L #B71T PCS ch1175 Left Cheek with Backpack Clip

Communication System: CDMA 1900, Frequency: 1909 MHz, Duty Cycle: 1:1
Medium: Head 1900 MHz, Medium parameters used (interpolated): f = 1909 MHz, σ = 1.41 mho/m; ε_r = 39.9; ρ = 1000 kg/m^3
Phantom: SAM 12, Phantom section: Left Section

DASY4 Configuration:
Probe: ET3DV6 - SN1712, ConvF(5.3, 5.3, 5.3), Calibrated: 9/19/2003
Sensor-Surface: 4mm (Mechanical And Optical Surface Detection)
Sensor-Surface: 0mm (Fix Surface),
Electronics: DAE3 Sn530, Calibrated: 12/22/2003
Measurement SW: DASY4, V4.2 Build 44
Postprocessing SW: SEMCAD, V1.8 Build 112

Temperature:
Room T = 21.8 +/- 1 deg C, Liquid T = 22.0 +/- 1 deg C

1175 LC/Zoom Scan (7x7x7)/Cube 0: Measurement grid: dx=5mm, dy=5mm, dz=5mm

Reference Value = 28.9 V/m; Power Drift = -0.1 dB
Maximum value of SAR (measured) = 1.33 mW/g
Peak SAR (extrapolated) = 1.87 W/kg
SAR(1 g) = 1.2 mW/g; SAR(10 g) = 0.700 mW/g

Info: Interpolated medium parameters used for SAR evaluation!

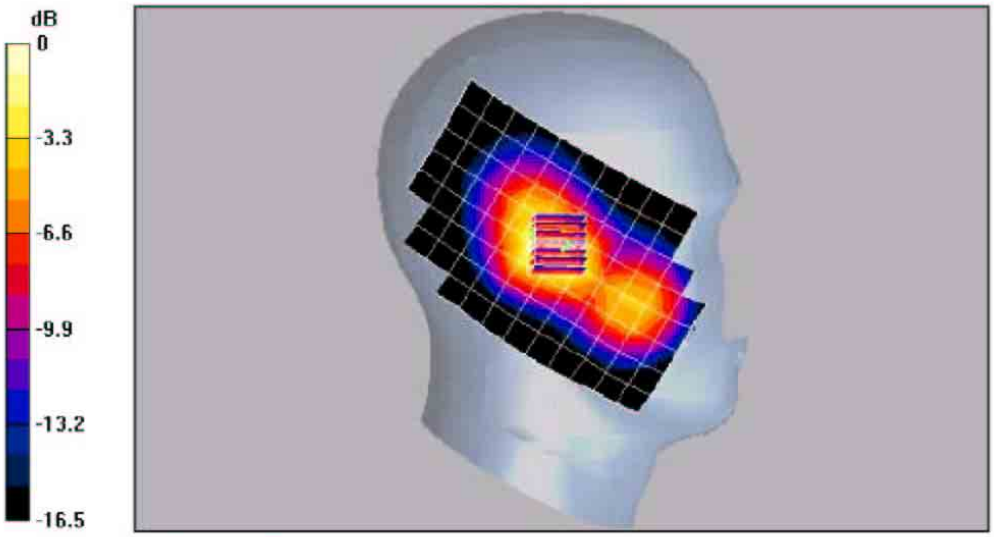

0 dB = 1.33mW/g

Date/Time: 06/01/04 11:26:43

Test Laboratory: Kyocera

K484L #B71T PCS Left Cheek

Communication System: CDMA 1900, Frequency: 1909 MHz, Duty Cycle: 1:1
Medium: Head 1900 MHz, Medium parameters used (interpolated): f = 1909 MHz, σ = 1.41 mho/m; ε_r = 39.9; ρ = 1000 kg/m^3
Phantom: SAM 12, Phantom section: Left Section

DASY4 Configuration:
Probe: ET3DV6 - SN1712, ConvF(5.3, 5.3, 5.3), Calibrated: 9/19/2003
Sensor-Surface: 4mm (Mechanical And Optical Surface Detection),
Electronics: DAE3 Sn530, Calibrated: 12/22/2003
Measurement SW: DASY4, V4.2 Build 44
Postprocessing SW: SEMCAD, V1.8 Build 112

Temperature:
Room T = 21.8 +/- 1 deg C, Liquid T = 22.0 +/- 1 deg C

1175 LC/Zoom Scan (7x7x7)/Cube 0: Measurement grid: dx=5mm, dy=5mm, dz=5mm

Reference Value = 27.9 V/m; Power Drift = -0.1 dB
Maximum value of SAR (measured) = 1.32 mW/g
Peak SAR (extrapolated) = 1.89 W/kg
SAR(1 g) = 1.22 mW/g; SAR(10 g) = 0.708 mW/g

Info: Interpolated medium parameters used for SAR evaluation!

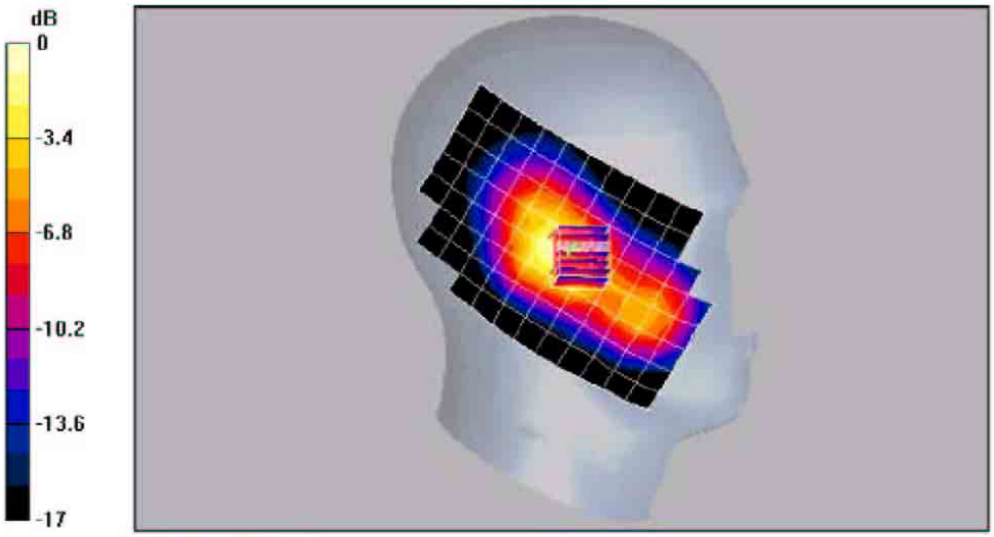

0 dB = 1.32mW/g

Date/Time: 06/01/04 11:26:43

Test Laboratory: Kyocera

K484L #B71T PCS ch1175 Left Tilt

Communication System: CDMA 1900, Frequency: 1909 MHz, Duty Cycle: 1:1
Medium: Head 1900 MHz, Medium parameters used (interpolated): f = 1909 MHz, σ = 1.41 mho/m; ε_r = 39.9; ρ = 1000 kg/m^3
Phantom: SAM 12, Phantom section: Left Section

DASY4 Configuration:
Probe: ET3DV6 - SN1712, ConvF(5.3, 5.3, 5.3), Calibrated: 9/19/2003
Sensor-Surface: 4mm (Mechanical And Optical Surface Detection)
Sensor-Surface: 0mm (Fix Surface),
Electronics: DAE3 Sn530, Calibrated: 12/22/2003
Measurement SW: DASY4, V4.2 Build 44
Postprocessing SW: SEMCAD, V1.8 Build 112

Temperature:
Room T = 21.8 +/- 1 deg C, Liquid T = 22.0 +/- 1 deg C

1175 LT/Zoom Scan (7x7x7)/Cube 0: Measurement grid: dx=5mm, dy=5mm, dz=5mm

Reference Value = 29.9 V/m; Power Drift = -0.1 dB
Maximum value of SAR (measured) = 1.11 mW/g
Peak SAR (extrapolated) = 1.55 W/kg
SAR(1 g) = 1.03 mW/g; SAR(10 g) = 0.647 mW/g

Info: Interpolated medium parameters used for SAR evaluation!

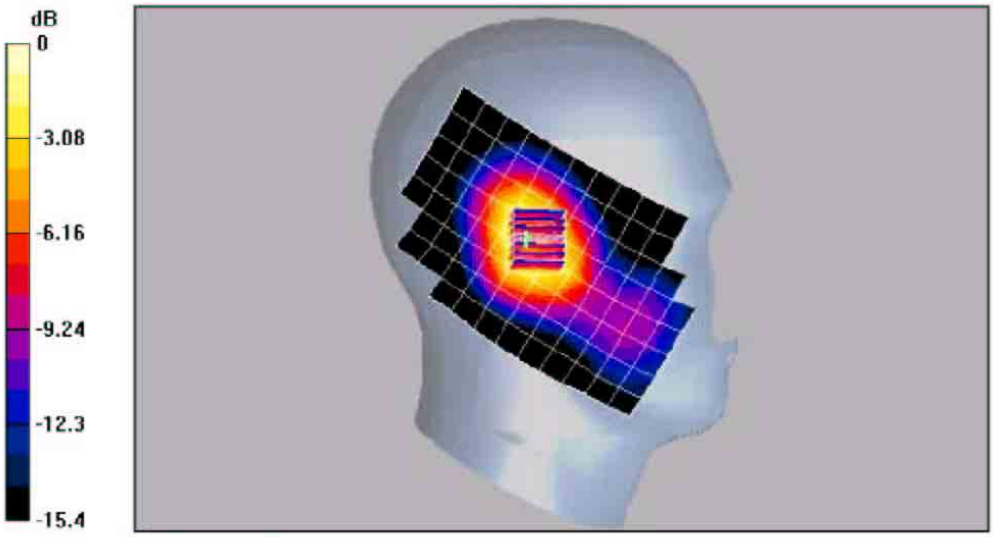

0 dB = 1.11mW/g

Date/Time: 06/01/04 11:21:51

Test Laboratory: Kyocera

K484L #B71T PCS ch1175 Right Cheek

Communication System: CDMA 1900, Frequency: 1909 MHz, Duty Cycle: 1:1
Medium: Head 1900 MHz, Medium parameters used (interpolated): f = 1909 MHz, σ = 1.41 mho/m; ε_r = 39.9; ρ = 1000 kg/m^3
Phantom: SAM 12, Phantom section: Right Section

DASY4 Configuration:
Probe: ET3DV6 - SN1712, ConvF(5.3, 5.3, 5.3), Calibrated: 9/19/2003
Sensor-Surface: 4mm (Mechanical And Optical Surface Detection)
Sensor-Surface: 0mm (Fix Surface),
Electronics: DAE3 Sn530, Calibrated: 12/22/2003
Measurement SW: DASY4, V4.2 Build 44
Postprocessing SW: SEMCAD, V1.8 Build 112

Temperature:
Room T = 21.8 +/- 1 deg C, Liquid T = 22.0 +/- 1 deg C

1175 RC/Zoom Scan (7x7x7)/Cube 0: Measurement grid: dx=5mm, dy=5mm, dz=5mm

Reference Value = 27 V/m; Power Drift = -0.0 dB
Maximum value of SAR (measured) = 1.25 mW/g
Peak SAR (extrapolated) = 1.74 W/kg
SAR(1 g) = 1.14 mW/g; SAR(10 g) = 0.678 mW/g

Info: Interpolated medium parameters used for SAR evaluation!

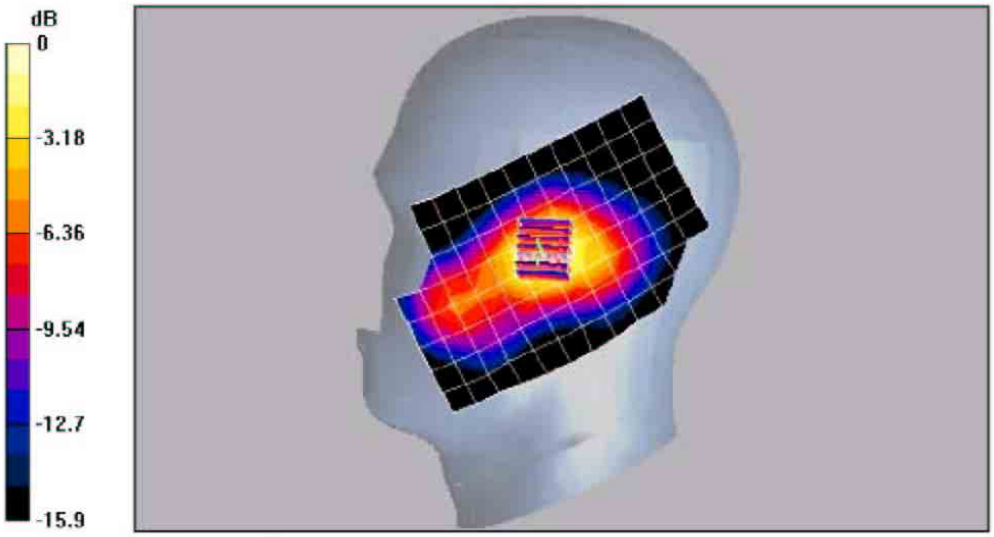

0 dB = 1.25mW/g

Date/Time: 06/01/04 11:21:51

Test Laboratory: Kyocera

K484L #B71T PCS ch1175 Right Tilt

Communication System: CDMA 1900, Frequency: 1909 MHz, Duty Cycle: 1:1
Medium: Head 1900 MHz, Medium parameters used (interpolated): f = 1909 MHz, σ = 1.41 mho/m; ε_r = 39.9; ρ = 1000 kg/m^3
Phantom: SAM 12, Phantom section: Right Section

DASY4 Configuration:
Probe: ET3DV6 - SN1712, ConvF(5.3, 5.3, 5.3), Calibrated: 9/19/2003
Sensor-Surface: 4mm (Mechanical And Optical Surface Detection),
Electronics: DAE3 Sn530, Calibrated: 12/22/2003
Measurement SW: DASY4, V4.2 Build 44
Postprocessing SW: SEMCAD, V1.8 Build 112

Temperature:
Room T = 21.8 +/- 1 deg C, Liquid T = 22.0 +/- 1 deg C

1175 RT/Zoom Scan (7x7x7)/Cube 0: Measurement grid: dx=5mm, dy=5mm, dz=5mm

Reference Value = 28.8 V/m; Power Drift = -0.0 dB
Maximum value of SAR (measured) = 1.04 mW/g
Peak SAR (extrapolated) = 1.49 W/kg
SAR(1 g) = 0.955 mW/g; SAR(10 g) = 0.594 mW/g

Info: Interpolated medium parameters used for SAR evaluation!

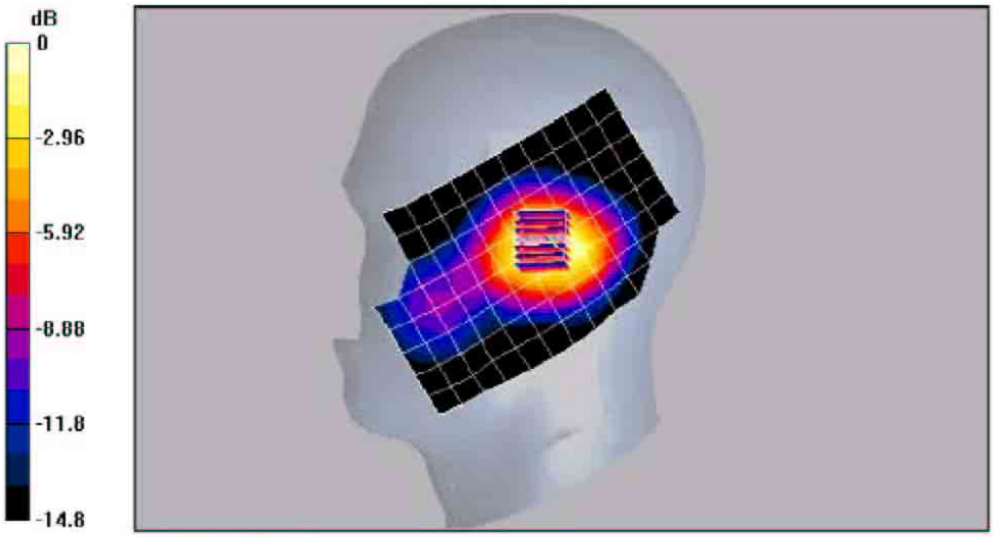

0 dB = 1.04mW/g

Date/Time: 06/10/04 11:17:40

Test Laboratory: Kyocera

K484L #B71T, CDMA ch600 Flat with 22.5mm Air Space and Backpack Clip

Communication System: CDMA 1900, Frequency: 1880 MHz, Duty Cycle: 1:1
Medium: M1800,Medium parameters used: f = 1880 MHz; σ = 1.6 mho/m; ε_r = 53.6; ρ = 1000 kg/m³
Phantom: SAM 12,Phantom section: Flat Section

DASY4 Configuration:
Probe: ET3DV6 - SN1712, ConvF(5, 5, 5), Calibrated: Probe not calibrated
Sensor-Surface: 4mm (Mechanical And Optical Surface Detection),
Electronics: DAE3 Sn530,Calibrated: 12/22/2003
Measurement SW: DASY4, V4.2 Build 44
Postprocessing SW: SEMCAD, V1.8 Build 112

Temperature:
Room T = 21.8 +/- 1 deg C, Liquid T = 22.0 +/- 1 deg C

CDMA-1900 Ch600/Zoom Scan (7x7x7)/Cube 0: Measurement grid: dx=5mm, dy=5mm, dz=5mm

Reference Value = 14.9 V/m; Power Drift = -0.2 dB
Maximum value of SAR (measured) = 0.312 mW/g
Peak SAR (extrapolated) = 0.464 W/kg
SAR(1 g) = 0.292 mW/g; SAR(10 g) = 0.187 mW/g

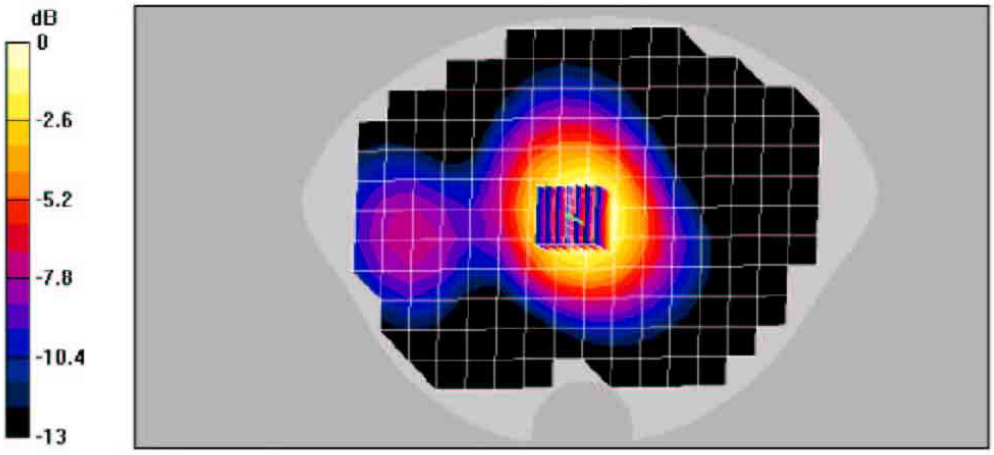

0 dB = 0.312mW/g

Date/Time: 06/10/04 09:42:18

Test Laboratory: Kyocera

K484L #B71T PCS ch600 Flat with 22.5mm Air Space

Communication System: CDMA 1900, Frequency: 1880 MHz, Duty Cycle: 1:1
Medium: M1800,Medium parameters used: f = 1880 MHz, σ = 1.6 mho/m, ε_r = 53.6, ρ = 1000 kg/m^3
Phantom: SAM 12,Phantom section: Flat Section

DASY4 Configuration:
Probe: ET3DV6 - SN1712, ConvF(5, 5, 5), Calibrated: Probe not calibrated
Sensor-Surface: 4mm (Mechanical And Optical Surface Detection)
Sensor-Surface: 0mm (Fix Surface),
Electronics: DAE3 Sn530,Calibrated: 12/22/2003
Measurement SW: DASY4, V4.2 Build 44
Postprocessing SW: SEMCAD, V1.8 Build 112

Temperature:
Room T = 21.8 +/- 1 deg C, Liquid T = 22.0 +/- 1 deg C

CDMA-1900 Ch600/Zoom Scan (7x7x7)/Cube 0: Measurement grid: dx=5mm, dy=5mm, dz=5mm

Reference Value = 16.5 V/m, Power Drift = -0.2 dB
Maximum value of SAR (measured) = 0.384 mW/g
Peak SAR (extrapolated) = 0.570 W/kg
SAR(1 g) = 0.359 mW/g; SAR(10 g) = 0.230 mW/g

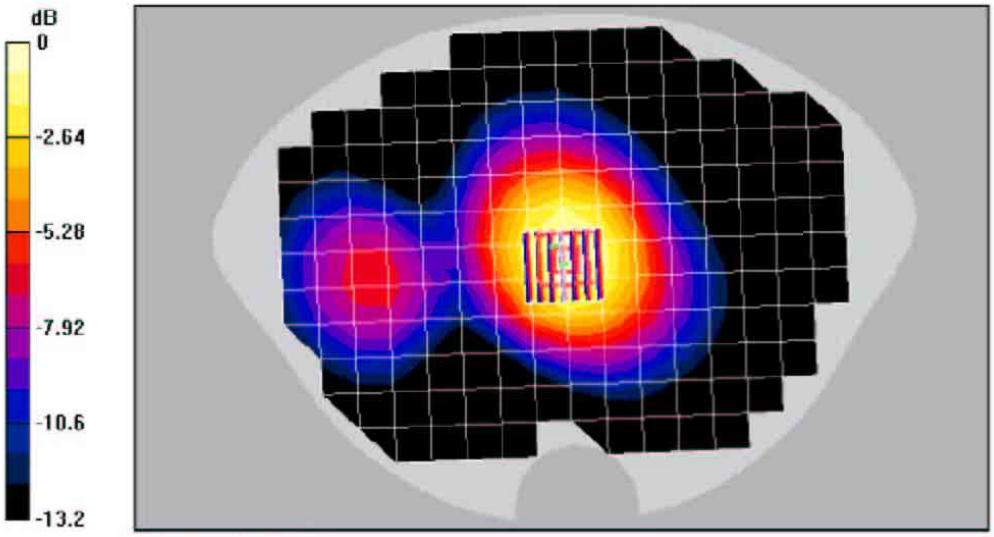

0 dB = 0.384mW/g

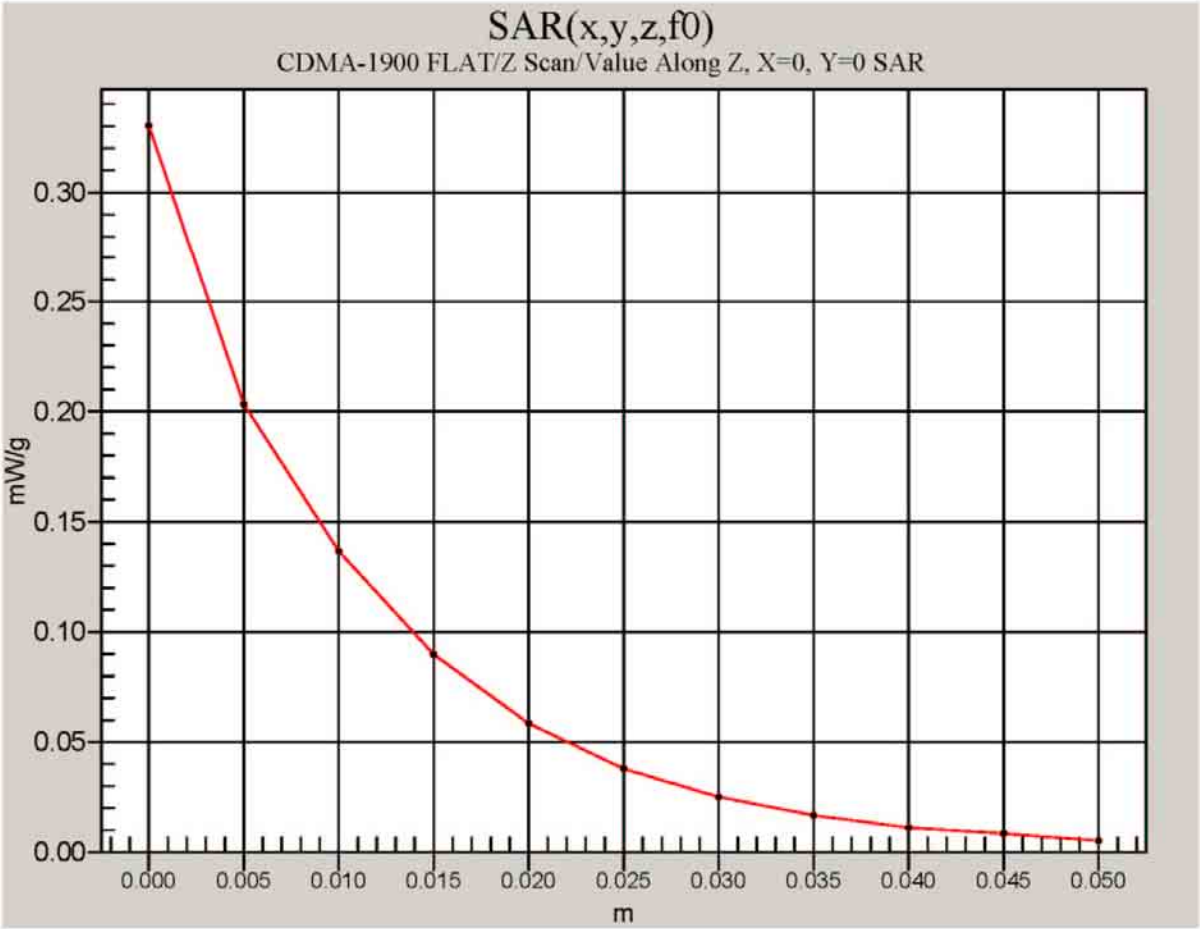
SAR(x,y,z,f0)
CDMA-1900 FLAT/Z Scan/Value Along Z, X=0, Y=0 SAR
mW/g
0.30
0.25
0.20
0.15
0.10
0.05
0.00
0.000
0.005
0.010
0.015
0.020
0.025
0.030
0.035
0.040
0.045
0.050
m

Date/Time: 06/10/04 12:01:05

Test Laboratory: Kyocera

K484L #B71T, PCS ch600 Flat with Belt Clip and Backpack Clip

Communication System: CDMA 1900, Frequency: 1880 MHz, Duty Cycle: 1:1
Medium: M1800,Medium parameters used: f = 1880 MHz, σ = 1.6 mho/m, ε_r = 53.6, ρ = 1000 kg/m^3
Phantom: SAM 12,Phantom section: Flat Section

DASY4 Configuration:
Probe: ET3DV6 - SN1712, ConvF(5, 5, 5), Calibrated: Probe not calibrated
Sensor-Surface: 4mm (Mechanical And Optical Surface Detection),
Electronics: DAE3 Sn530,Calibrated: 12/22/2003
Measurement SW: DASY4, V4.2 Build 44
Postprocessing SW: SEMCAD, V1.8 Build 112

Temperature:
Room T = 21.8 +/- 1 deg C, Liquid T = 22.0 +/- 1 deg C

CDMA-1900 Ch600/Zoom Scan (7x7x7)/Cube 0: Measurement grid: dx=5mm, dy=5mm, dz=5mm

Reference Value = 18.1 V/m; Power Drift = -0.3 dB
Maximum value of SAR (measured) = 0.451 mW/g
Peak SAR (extrapolated) = 0.676 W/kg
SAR(1 g) = 0.420 mW/g; SAR(10 g) = 0.262 mW/g

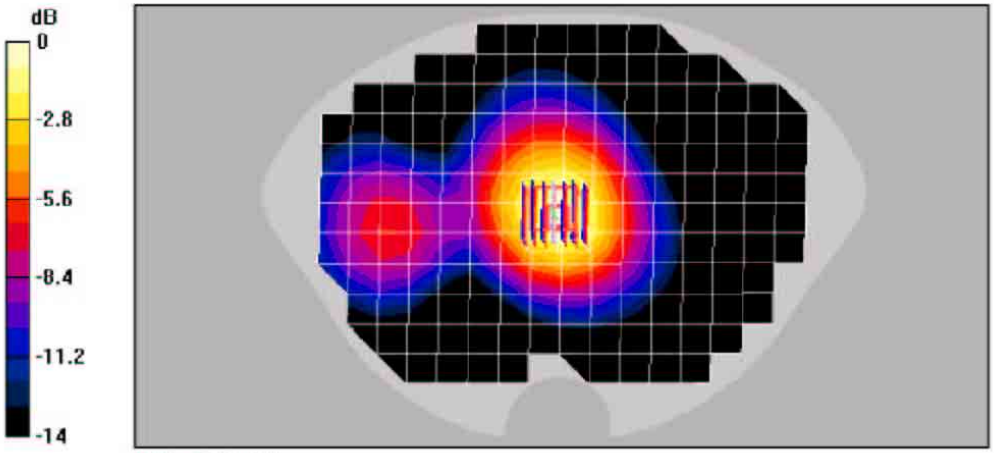

0 dB = 0.451mW/g

Date/Time: 06/10/04 10:24:25

Test Laboratory: Kyocera

K484L #B71T PCS ch600 Flat with Kyocera Belt Clip

Communication System: CDMA 1900, Frequency: 1880 MHz, Duty Cycle: 1:1
Medium: M1800,Medium parameters used: f = 1880 MHz, σ = 1.6 mho/m, ε_r = 53.6, ρ = 1000 kg/m^3
Phantom: SAM 12,Phantom section: Flat Section

DASY4 Configuration:
Probe: ET3DV6 - SN1712, ConvF(5, 5, 5), Calibrated: Probe not calibrated
Sensor-Surface: 4mm (Mechanical And Optical Surface Detection),
Electronics: DAE3 Sn530,Calibrated: 12/22/2003
Measurement SW: DASY4, V4.2 Build 44
Postprocessing SW: SEMCAD, V1.8 Build 112

Temperature:
Room T = 21.8 +/- 1 deg C, Liquid T = 22.0 +/- 1 deg C

CDMA-1900 Ch600/Zoom Scan (7x7x7)/Cube 0: Measurement grid: dx=5mm, dy=5mm, dz=5mm

Reference Value = 18.3 V/m; Power Drift = -0.2 dB
Maximum value of SAR (measured) = 0.470 mW/g
Peak SAR (extrapolated) = 0.711 W/kg
SAR(1 g) = 0.435 mW/g; SAR(10 g) = 0.270 mW/g

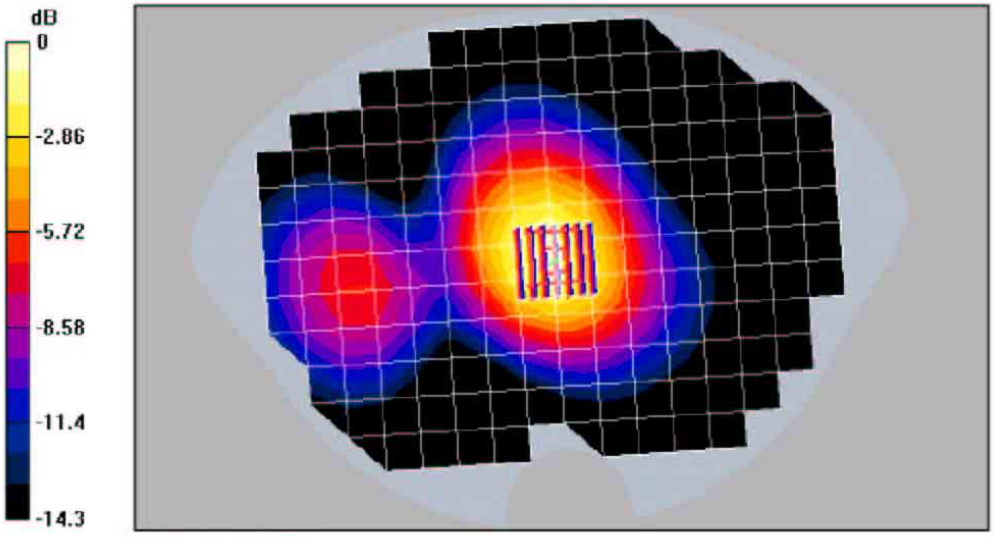

0 dB = 0.470mW/g

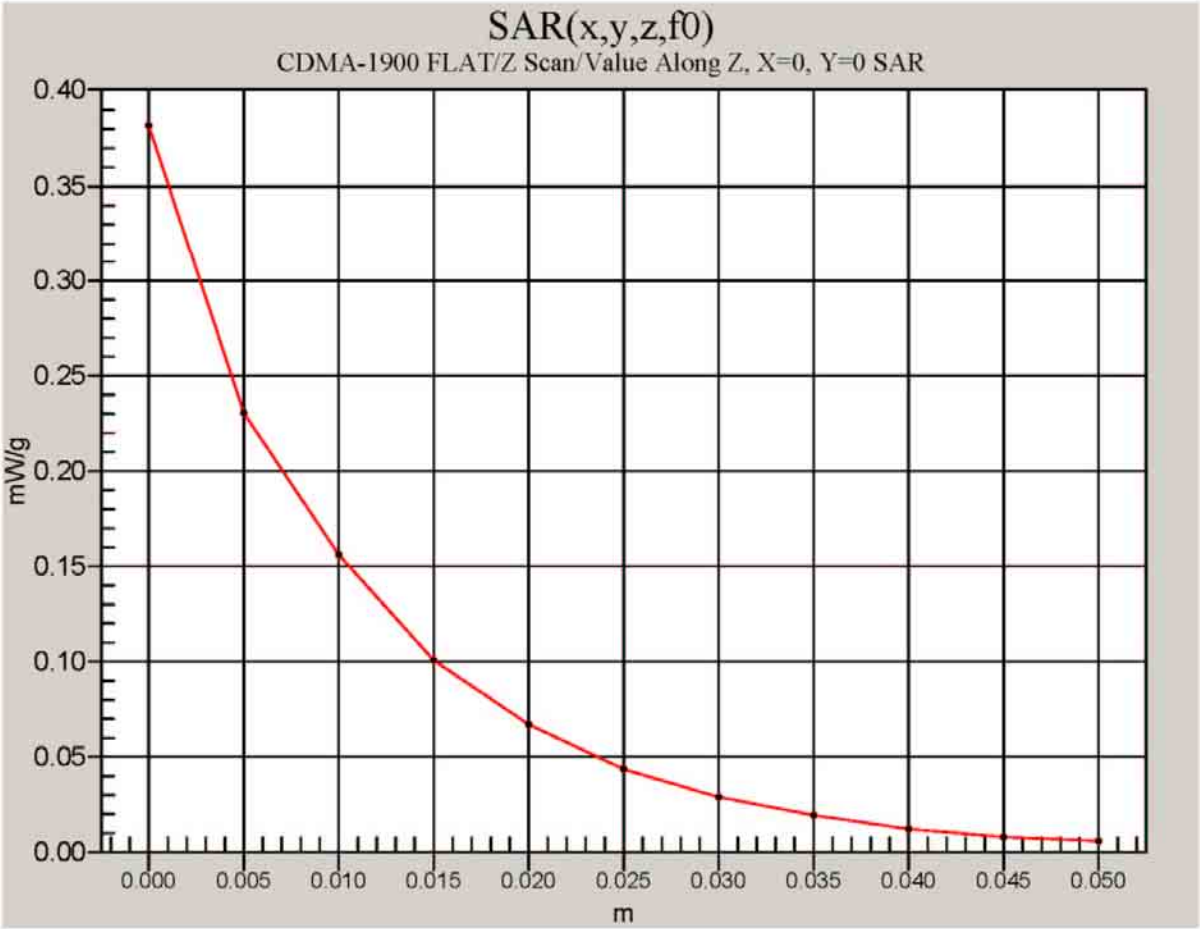
SAR(x,y,z,f0)
CDMA-1900 FLAT/Z Scan/Value Along Z, X=0, Y=0 SAR
mW/g
0.40
0.35
0.30
0.25
0.20
0.15
0.10
0.05
0.00
0.000
0.005
0.010
0.015
0.020
0.025
0.030
0.035
0.040
0.045
0.050
m

Date/Time: 06/10/04 12:42:25

Test Laboratory: Kyocera

K484L #B71T PCS ch600 Flat with Leather Case and Backpack Clip

Communication System: CDMA 1900, Frequency: 1880 MHz, Duty Cycle: 1:1
Medium: M1800,Medium parameters used: f = 1880 MHz, σ = 1.6 mho/m, ε_r = 53.6, ρ = 1000 kg/m^3
Phantom: SAM 12,Phantom section: Flat Section

DASY4 Configuration:
Probe: ET3DV6 - SN1712, ConvF(5, 5, 5), Calibrated: Probe not calibrated
Sensor-Surface: 4mm (Mechanical And Optical Surface Detection),
Electronics: DAE3 Sn530,Calibrated: 12/22/2003
Measurement SW: DASY4, V4.2 Build 44
Postprocessing SW: SEMCAD, V1.8 Build 112

Temperature:
Room T = 21.8 +/- 1 deg C, Liquid T = 22.0 +/- 1 deg C

CDMA-1900 Ch600/Zoom Scan (7x7x7)/Cube 0: Measurement grid: dx=5mm, dy=5mm, dz=5mm

Reference Value = 14.5 V/m; Power Drift = 0.0004 dB
Maximum value of SAR (measured) = 0.328 mW/g
Peak SAR (extrapolated) = 0.497 W/kg
SAR(1 g) = 0.307 mW/g; SAR(10 g) = 0.193 mW/g

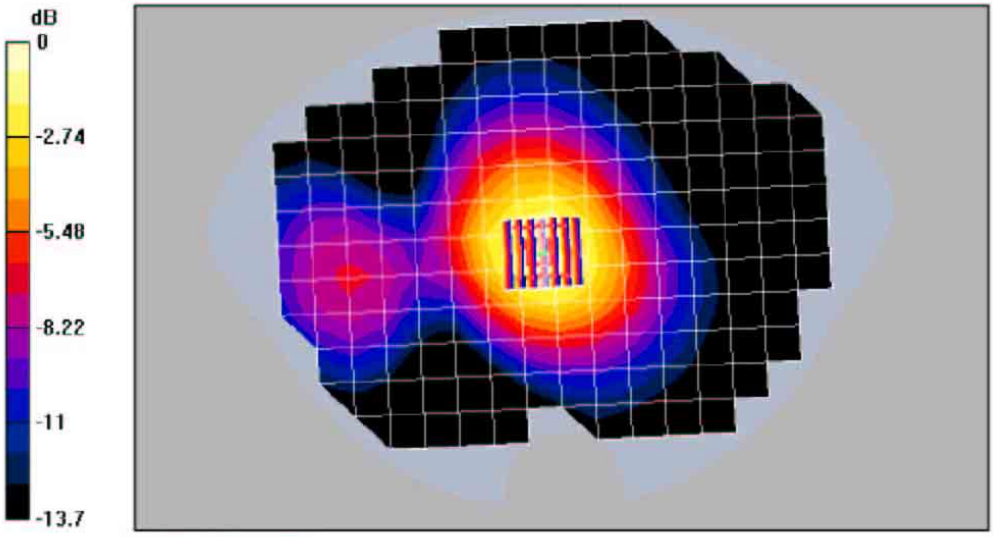

0 dB = 0.328mW/g

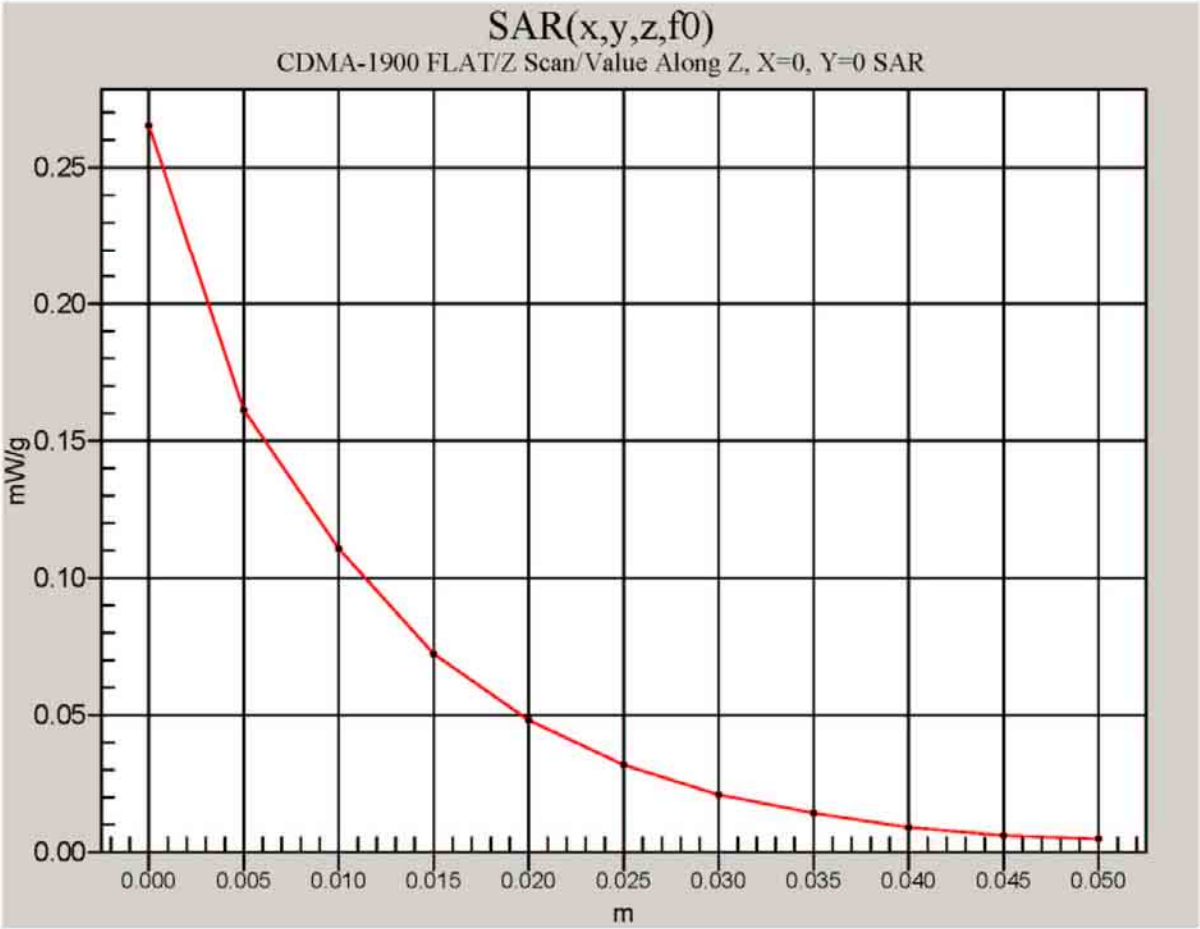
SAR(x,y,z,f0)
CDMA-1900 FLAT/Z Scan/Value Along Z, X=0, Y=0 SAR
mW/g
0.25
0.20
0.15
0.10
0.05
0.00
0.000
0.005
0.010
0.015
0.020
0.025
0.030
0.035
0.040
0.045
0.050
m

Date/Time: 06/10/04 08:53:54

Test Laboratory: Kyocera

K484L #B71T PCS ch600 Flat with Leather Case

Communication System: CDMA 1900, Frequency: 1880 MHz, Duty Cycle: 1:1
Medium: M1800,Medium parameters used: f = 1880 MHz, σ = 1.6 mho/m, ε_r = 53.6, ρ = 1000 kg/m^3
Phantom: SAM 12,Phantom section: Flat Section

DASY4 Configuration:
Probe: ET3DV6 - SN1712, ConvF(5, 5, 5), Calibrated: Probe not calibrated
Sensor-Surface: 4mm (Mechanical And Optical Surface Detection),
Electronics: DAE3 Sn530,Calibrated: 12/22/2003
Measurement SW: DASY4, V4.2 Build 44
Postprocessing SW: SEMCAD, V1.8 Build 112

Temperature:
Room T = 21.8 +/- 1 deg C, Liquid T = 22.0 +/- 1 deg C

CDMA-1900 Ch600/Zoom Scan (7x7x7)/Cube 0: Measurement grid: dx=5mm, dy=5mm, dz=5mm

Reference Value = 14.8 V/m; Power Drift = 0.009 dB
Maximum value of SAR (measured) = 0.345 mW/g
Peak SAR (extrapolated) = 0.523 W/kg
SAR(1 g) = 0.326 mW/g; SAR(10 g) = 0.205 mW/g

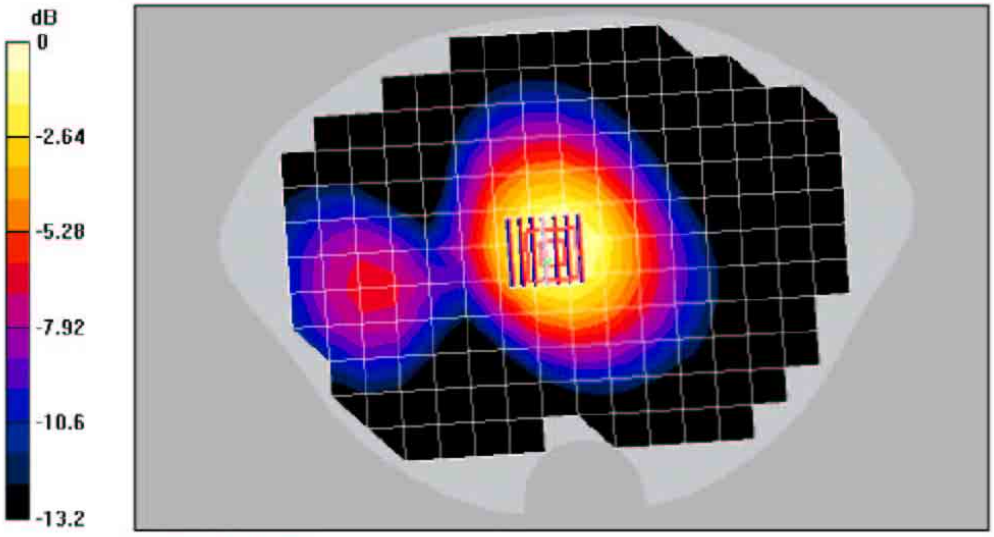

0 dB = 0.345mW/g

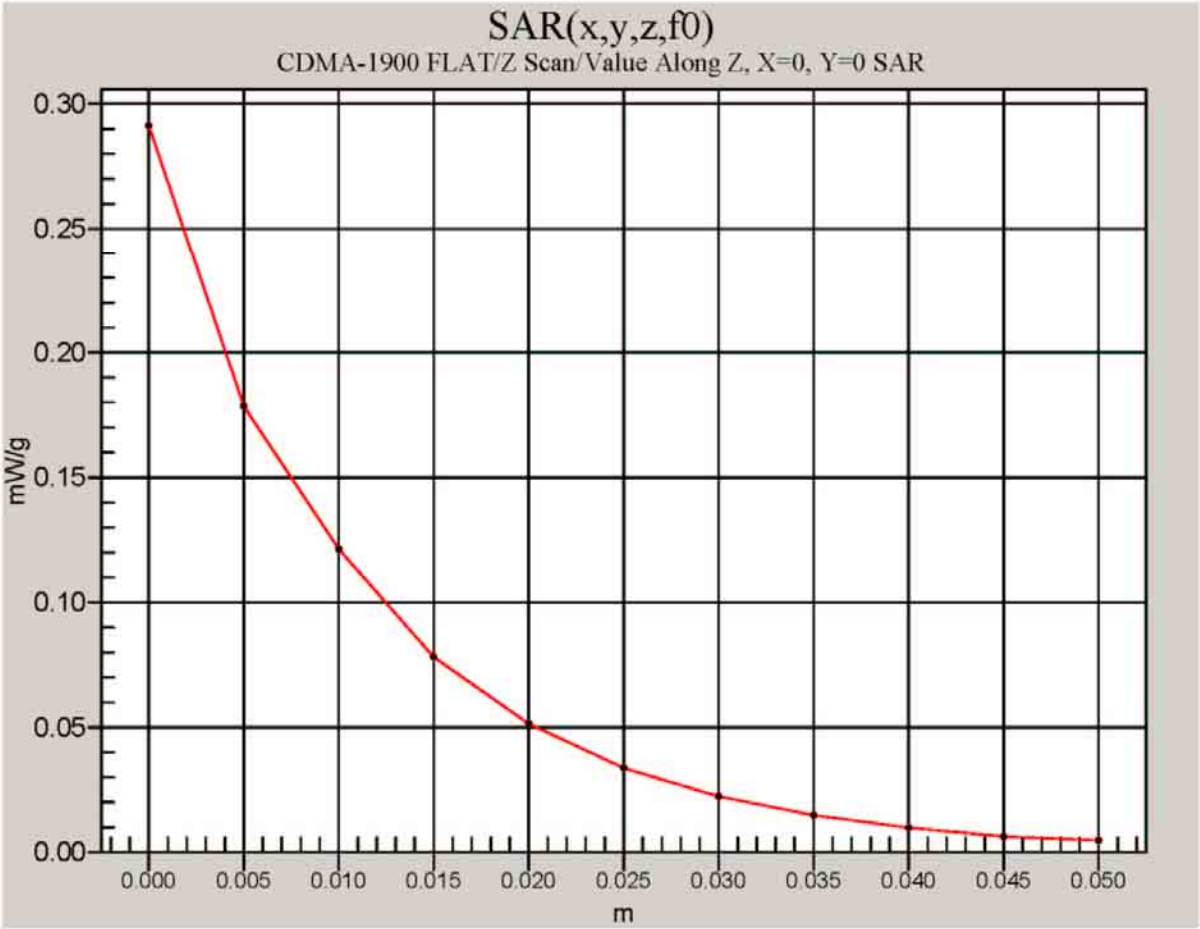
SAR(x,y,z,f0)
CDMA-1900 FLAT/Z Scan/Value Along Z, X=0, Y=0 SAR
mW/g
0.30
0.25
0.20
0.15
0.10
0.05
0.00
0.000
0.005
0.010
0.015
0.020
0.025
0.030
0.035
0.040
0.045
0.050
m

Section 3
CDMA 800

Date/Time: 06/08/04 21:54:56

Test Laboratory: Kyocera

K484L #B71T CDMA-800 ch383 Flat with 22.5mm Air Separation and Backpack Clip

Communication System: CDMA-800, Frequency: 836.49 MHz, Duty Cycle: 1:1
Medium: M900,Medium parameters used (interpolated): f= 836.49 MHz, σ = 0.976 mho/m; ε_r = 54.7; ρ = 1000 kg/m^3
Phantom: SAM 12,Phantom section: Flat Section

DASY4 Configuration:
Probe: ET3DV6 - SN1663; ConvF(6.4, 6.4, 6.4), Calibrated: 10/10/2003
Sensor-Surface: 4mm (Mechanical And Optical Surface Detection),
Electronics: DAE3 Sn493,Calibrated: 11/25/2003
Measurement SW: DASY4, V4.2 Build 44
Postprocessing SW: SEMCAD, V1.8 Build 112

Temperature:
Room T = 21.8 +/- 1 deg C, Liquid T = 22.0 +/- 1 deg C

CDMA-8OO Ch383/Zoom Scan (7x7x7)/Cube 0: Measurement grid: dx=5mm, dy=5mm, dz=5mm

Reference Value = 25.7 V/m; Power Drift = 0.0 dB
Maximum value of SAR (measured) = 0.609 mW/g
Peak SAR (extrapolated) = 0.721 W/kg
SAR(1 g) = 0.577 mW/g; SAR(10 g) = 0.422 mW/g

Info: Interpolated medium parameters used for SAR evaluation!

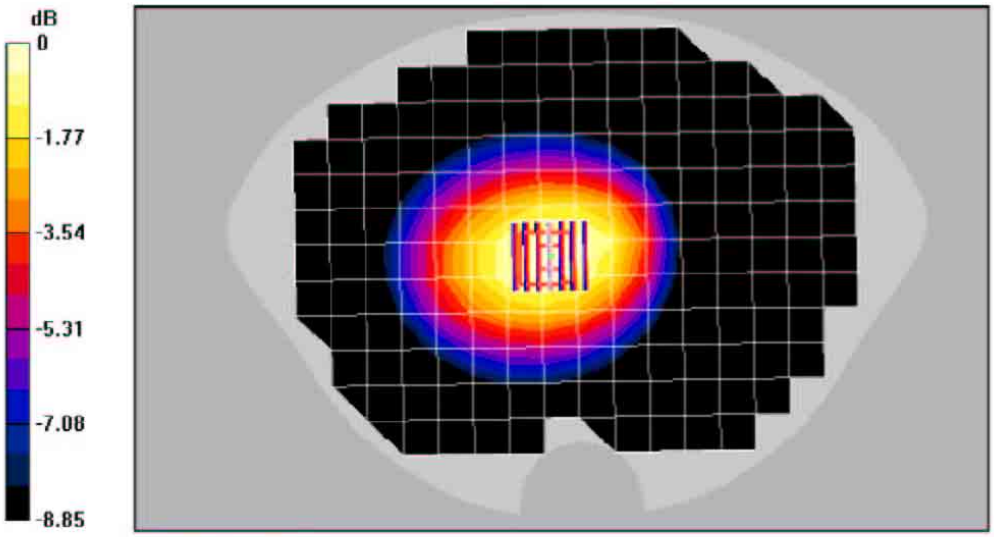

0 dB = 0.609mW/g

Date/Time: 06/08/04 17:13:26

Test Laboratory: Kyocera

K484L #B71T CDMA-800 ch383 Flat with 22.5mm Air Separation

Communication System: CDMA-800, Frequency: 836.49 MHz, Duty Cycle: 1:1
Medium: M900,Medium parameters used (interpolated): f= 836.49 MHz, σ = 0.976 mho/m; ε_r = 54.7; ρ = 1000 kg/m^3
Phantom: SAM 12,Phantom section: Flat Section

DASY4 Configuration:
Probe: ET3DV6 - SN1663; ConvF(6.4, 6.4, 6.4), Calibrated: 10/10/2003
Sensor-Surface: 4mm (Mechanical And Optical Surface Detection),
Electronics: DAE3 Sn493,Calibrated: 11/25/2003
Measurement SW: DASY4, V4.2 Build 44
Postprocessing SW: SEMCAD, V1.8 Build 112

Temperature:
Room T = 21.8 +/- 1 deg C, Liquid T = 22.0 +/- 1 deg C

CDMA-8OO Ch383/Zoom Scan (7x7x7)/Cube 0: Measurement grid: dx=5mm, dy=5mm, dz=5mm

Reference Value = 24.8 V/m; Power Drift = -0.0 dB
Maximum value of SAR (measured) = 0.620 mW/g
Peak SAR (extrapolated) = 0.733 W/kg
SAR(1 g) = 0.584 mW/g; SAR(10 g) = 0.426 mW/g

Info: Interpolated medium parameters used for SAR evaluation!

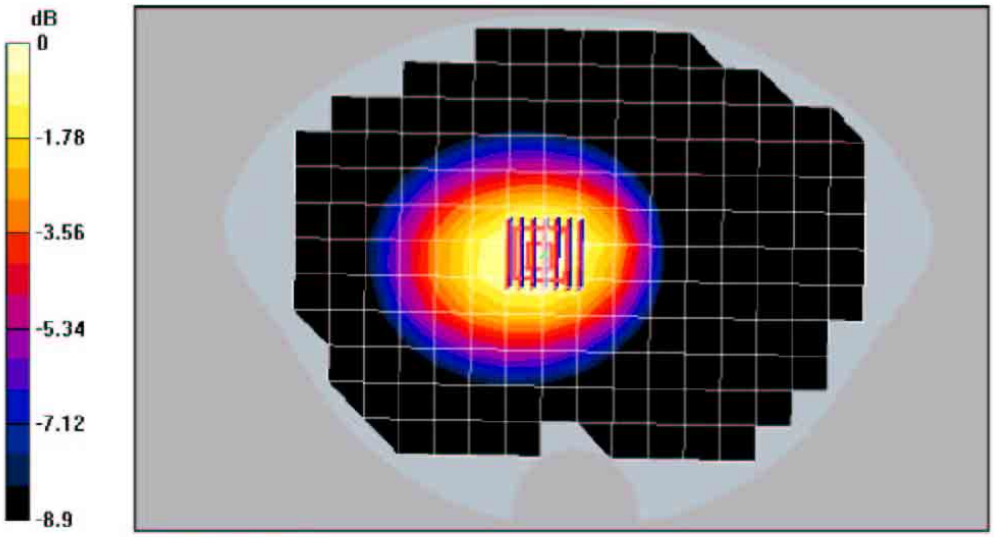

0 dB = 0.620mW/g

Date/Time: 06/03/04 22:48:31

Test Laboratory: Kyocera

K484L #B71T CDMA-800 ch383 Flat with Kyocera Belt Clip and Backpack Clip

Communication System: CDMA-800, Frequency: 848.31 MHz, Duty Cycle: 1:1
Medium: M900,Medium parameters used (interpolated): f= 848.31 MHz, σ = 0.976 mho/m; ε_r = 54.5; ρ = 1000 kg/m^3
Phantom: SAM 12,Phantom section: Flat Section

DASY4 Configuration:
Probe: ET3DV6 - SN1663; ConvF(6.4, 6.4, 6.4), Calibrated: 10/10/2003
Sensor-Surface: 4mm (Mechanical And Optical Surface Detection),
Electronics: DAE3 Sn493,Calibrated: 11/25/2003
Measurement SW: DASY4, V4.2 Build 44
Postprocessing SW: SEMCAD, V1.8 Build 112

Temperature:
Room T = 21.8 +/- 1 deg C, Liquid T = 22.0 +/- 1 deg C

CDMA-8OO Ch383/Zoom Scan (7x7x7)/Cube 0: Measurement grid: dx=5mm, dy=5mm, dz=5mm

Reference Value = 23.2 V/m; Power Drift = -0.2 dB
Maximum value of SAR (measured) = 0.571 mW/g
Peak SAR (extrapolated) = 0.655 W/kg
SAR(1 g) = 0.538 mW/g; SAR(10 g) = 0.398 mW/g

Info: Interpolated medium parameters used for SAR evaluation!

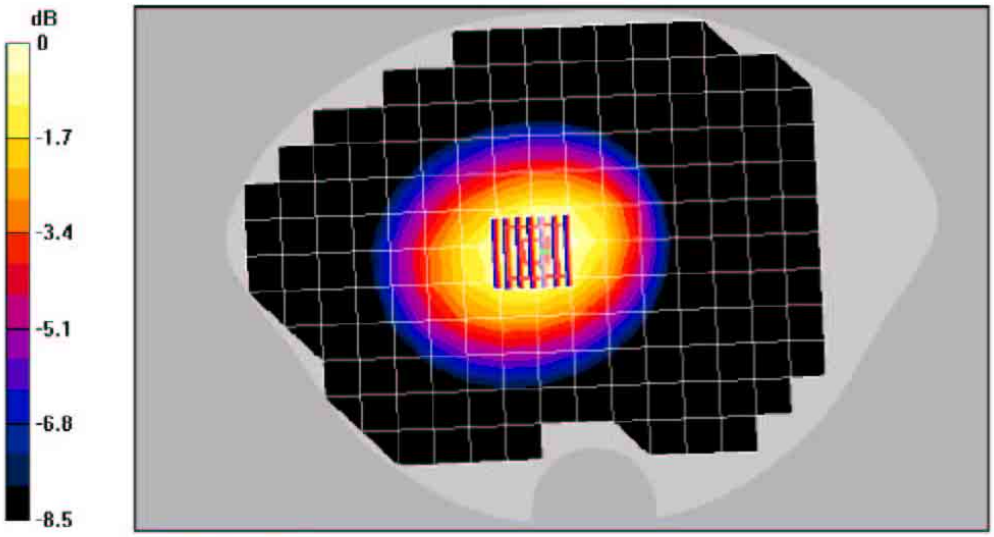

0 dB = 0.571mW/g

Date/Time: 06/23/04 10:22:18

Test Laboratory: Kyocera

K484L #B71T, CDMA ch383 Flat with Belt Clip

Communication System: CDMA-800, Frequency: 836.49 MHz, Duty Cycle: 1:1
Medium: M900,Medium parameters used (interpolated): f = 836.49 MHz; σ = 0.988 mho/m; ε_r = 56.4; ρ = 1000 kg/m³
Phantom: SAM 12,Phantom section: Flat Section

DASY4 Configuration:
Probe: ET3DV6 - SN1663, ConvF(6.4, 6.4, 6.4), Calibrated: 10/10/2003
Sensor-Surface: 4mm (Mechanical And Optical Surface Detection),
Electronics: DAE3 Sn493,Calibrated: 11/25/2003
Measurement SW: DASY4, V4.2 Build 44
Postprocessing SW: SEMCAD, V1.8 Build 112

Temperature:
Room T = 21.8 +/- 1 deg C, Liquid T = 22.0 +/- 1 deg C

CDMA-800 Ch383/Zoom Scan (7x7x7)/Cube 0: Measurement grid: dx=5mm, dy=5mm, dz=5mm

Reference Value = 23.6 V/m; Power Drift = -0.2 dB
Maximum value of SAR (measured) = 0.579 mW/g
Peak SAR (extrapolated) = 0.704 W/kg
SAR(1 g) = 0.548 mW/g; SAR(10 g) = 0.400 mW/g

Info: Interpolated medium parameters used for SAR evaluation!

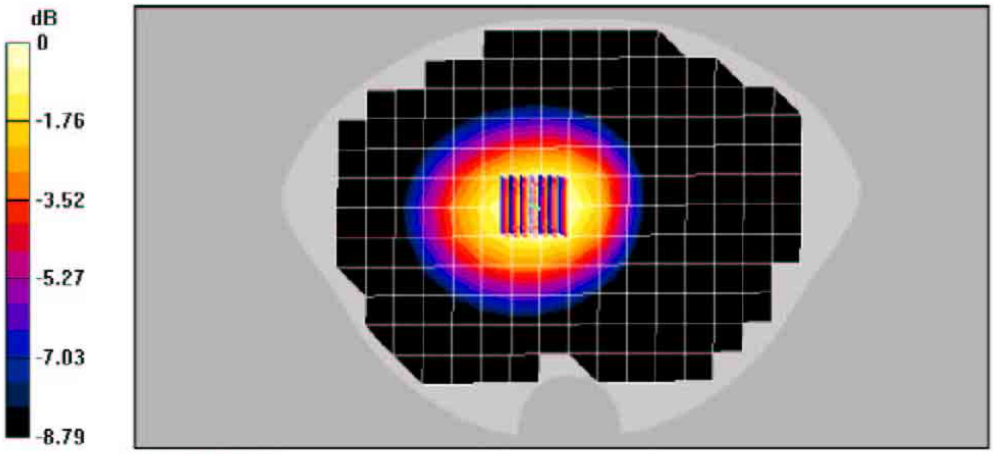

0 dB = 0.579mW/g

Date/Time: 06/09/04 04:52:28

Test Laboratory: Kyocera

K484L #B71T CDMA-800 ch383 Flat with Leather Case and Backpack Clip

Communication System: CDMA-800, Frequency: 836.49 MHz, Duty Cycle: 1:1
Medium: M900,Medium parameters used (interpolated): f= 836.49 MHz, σ = 0.976 mho/m; ε_r = 54.5; ρ = 1000 kg/m^3
Phantom: SAM 12,Phantom section: Flat Section

DASY4 Configuration:
Probe: ET3DV6 - SN1663; ConvF(6.4, 6.4, 6.4), Calibrated: 10/10/2003
Sensor-Surface: 4mm (Mechanical And Optical Surface Detection),
Electronics: DAE3 Sn493,Calibrated: 11/25/2003
Measurement SW: DASY4, V4.2 Build 44
Postprocessing SW: SEMCAD, V1.8 Build 112

Temperature:
Room T = 21.8 +/- 1 deg C, Liquid T = 22.0 +/- 1 deg C

CDMA-8OO Ch383/Zoom Scan (7x7x7)/Cube 0: Measurement grid: dx=5mm, dy=5mm, dz=5mm

Reference Value = 23.2 V/m; Power Drift = -0.1 dB
Maximum value of SAR (measured) = 0.507 mW/g
Peak SAR (extrapolated) = 0.627 W/kg
SAR(1 g) = 0.478 mW/g; SAR(10 g) = 0.347 mW/g

Info: Interpolated medium parameters used for SAR evaluation!

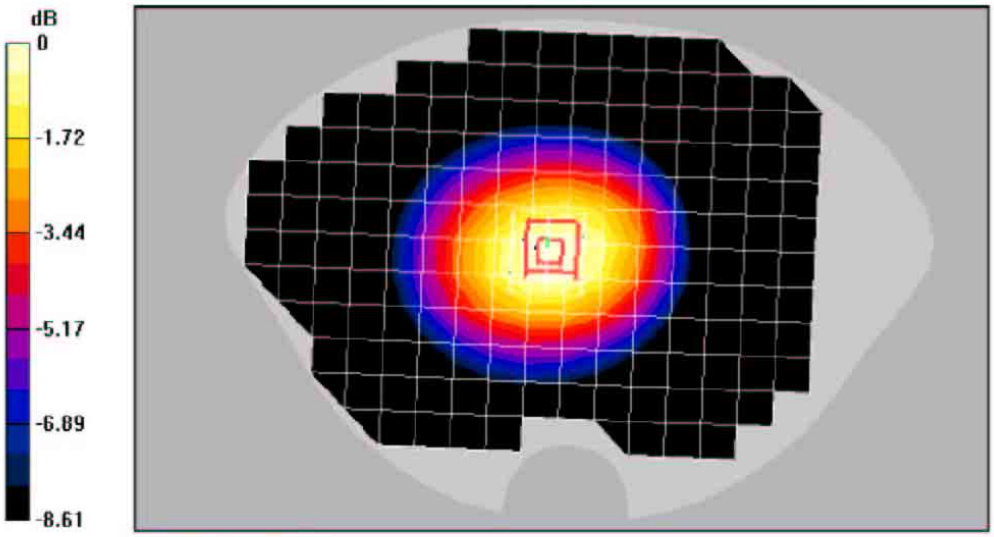

0 dB = 0.507mW/g

Date/Time: 06/08/04 17:56:50

Test Laboratory: Kyocera

FCC-K484L #B71T CDMA-800 ch383 Flat with Leather Case

Communication System: CDMA-800, Frequency: 836.49 MHz, Duty Cycle: 1:1
Medium: M900,Medium parameters used (interpolated): f= 836.49 MHz, σ = 0.976 mho/m; ε_r = 54.7; ρ = 1000 kg/m^3
Phantom: SAM 12,Phantom section: Flat Section

DASY4 Configuration:
Probe: ET3DV6 - SN1663; ConvF(6.4, 6.4, 6.4), Calibrated: 10/10/2003
Sensor-Surface: 4mm (Mechanical And Optical Surface Detection),
Electronics: DAE3 Sn493,Calibrated: 11/25/2003
Measurement SW: DASY4, V4.2 Build 44
Postprocessing SW: SEMCAD, V1.8 Build 112

Temperature:
Room T = 21.8 +/- 1 deg C, Liquid T = 22.0 +/- 1 deg C

CDMA-8OO Ch383/Zoom Scan (7x7x7)/Cube 0: Measurement grid: dx=5mm, dy=5mm, dz=5mm

Reference Value = 22.5 V/m; Power Drift = -0.1 dB
Maximum value of SAR (measured) = 0.463 mW/g
Peak SAR (extrapolated) = 0.554 W/kg
SAR(1 g) = 0.438 mW/g; SAR(10 g) = 0.324 mW/g

Info: Interpolated medium parameters used for SAR evaluation!

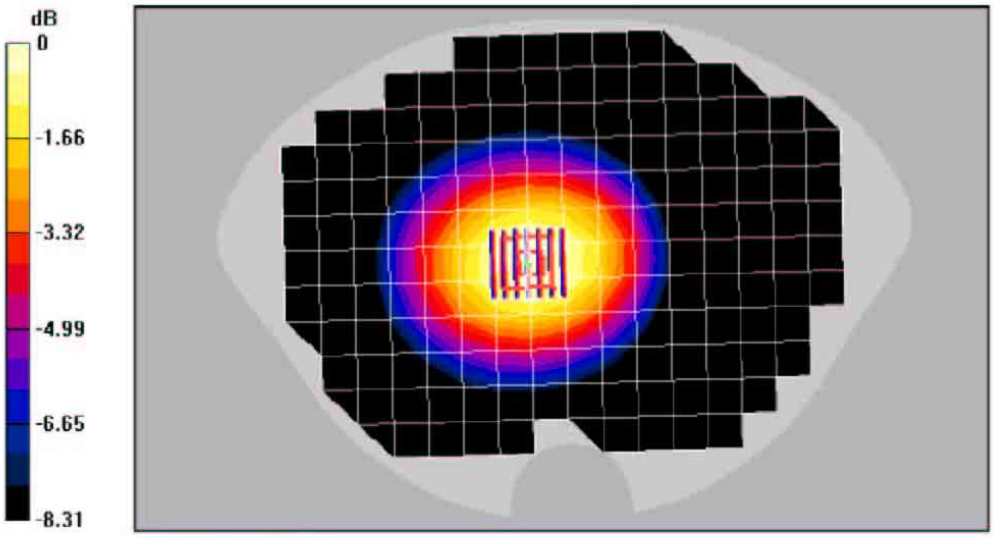

0 dB = 0.463mW/g

Date/Time: 06/03/04 11:24:28

Test Laboratory: Kyocera

K484LC #B71T CDMA-800 ch383 Left Cheek with Backpack Clip

Communication System: CDMA-800, Frequency: 836.49 MHz, Duty Cycle: 1:1
Medium: HSL900, Medium parameters used (interpolated): f = 836.49 MHz, σ = 0.878 mho/m, ε_r = 39.5, ρ = 1000 kg/m^3
Phantom: SAM 12, Phantom section: Left Section

DASY4 Configuration:
Probe: ET3DV6 - SN1663, ConvF(6.7, 6.7, 6.7), Calibrated: 10/10/2003
Sensor-Surface: 4mm (Mechanical And Optical Surface Detection),
Electronics: DAE3 Sn493, Calibrated: 11/25/2003
Measurement SW: DASY4, V4.2 Build 44
Postprocessing SW: SEMCAD, V1.8 Build 112

Temperature:
Room T = 21.8 +/- 1 deg C, Liquid T = 22.0 +/- 1 deg C

CDMA-800 Ch383 LC/Zoom Scan (7x7x7)/Cube 0: Measurement grid: dx=5mm, dy=5mm, dz=5mm

Reference Value = 38.1 V/m; Power Drift = 0.0 dB
Maximum value of SAR (measured) = 1.43 mW/g
Peak SAR (extrapolated) = 1.83 W/kg
SAR(1 g) = 1.33 mW/g; SAR(10 g) = 0.901 mW/g

Info: Interpolated medium parameters used for SAR evaluation!

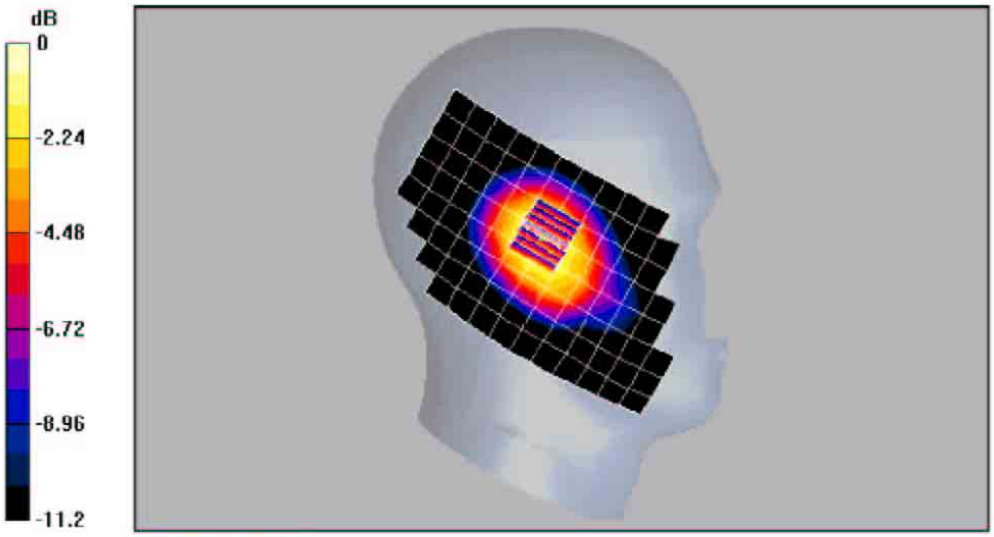

0 dB = 1.43mW/g

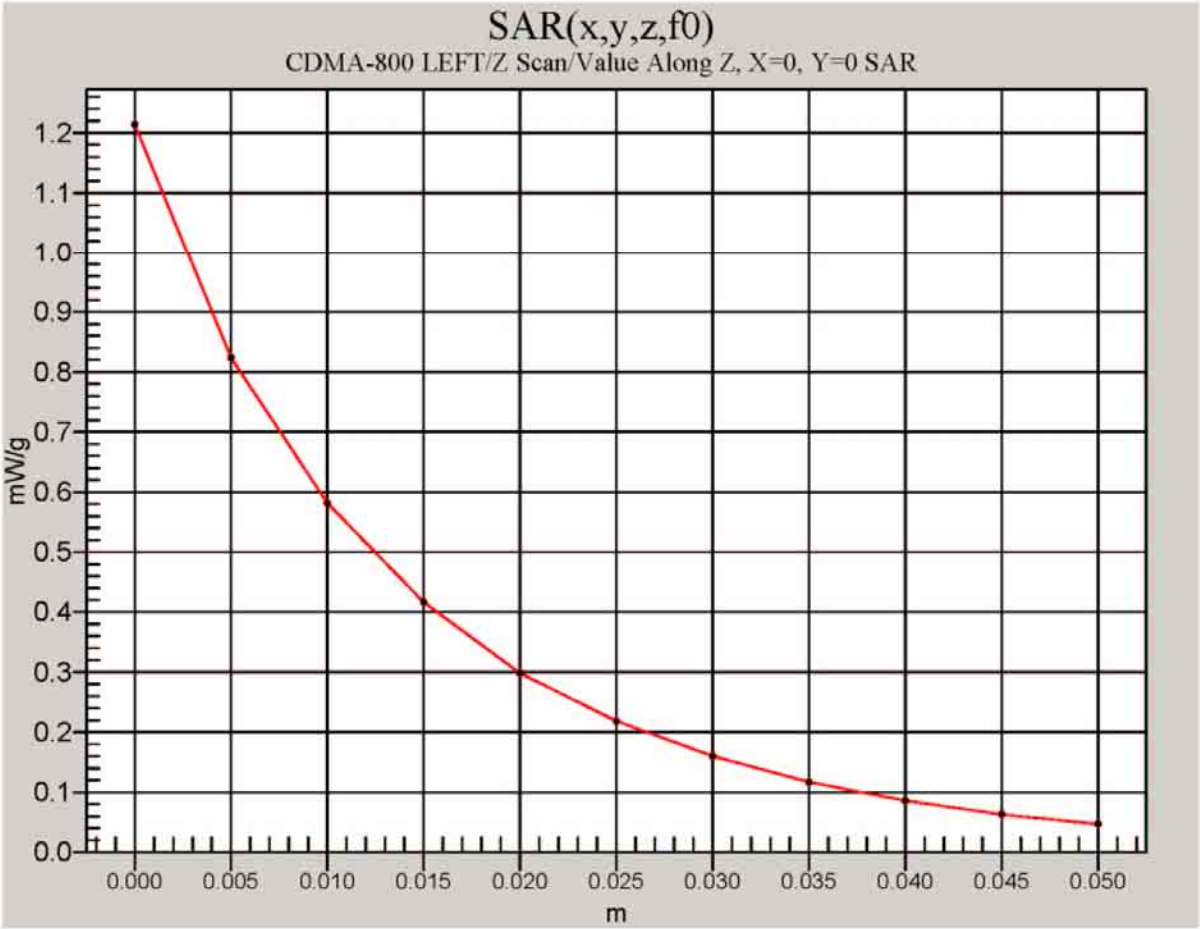
SAR(x,y,z,f0)
CDMA-800 LEFT/Z Scan/Value Along Z, X=0, Y=0 SAR
mW/g
1.2
1.1
1.0
0.9
0.8
0.7
0.6
0.5
0.4
0.3
0.2
0.1
0.0
0.000
0.005
0.010
0.015
0.020
0.025
0.030
0.035
0.040
0.045
0.050
m

Date/Time: 06/02/04 22:04:31

Test Laboratory: Kyocera

K484L #B71T CDMA-800 ch383 Left Cheek

Communication System: CDMA-800, Frequency: 836.49 MHz, Duty Cycle: 1:1
Medium: HSL900, Medium parameters used (interpolated): f = 836.49 MHz, σ = 0.884 mho/m, ε_r = 39.9, ρ = 1000 kg/m^3
Phantom: SAM 12, Phantom section: Left Section

DASY4 Configuration:
Probe: ET3DV6 - SN1663, ConvF(6.7, 6.7, 6.7), Calibrated: 10/10/2003
Sensor-Surface: 4mm (Mechanical And Optical Surface Detection),
Electronics: DAE3 Sn493, Calibrated: 11/25/2003
Measurement SW: DASY4, V4.2 Build 44
Postprocessing SW: SEMCAD, V1.8 Build 112

Temperature:
Room T = 21.8 +/- 1 deg C, Liquid T = 22.0 +/- 1 deg C

CDMA-800 Ch383 LC/Zoom Scan (7x7x7)/Cube 0: Measurement grid: dx=5mm, dy=5mm, dz=5mm

Reference Value = 36.5 V/m; Power Drift = 0.1 dB
Maximum value of SAR (measured) = 1.41 mW/g
Peak SAR (extrapolated) = 1.82 W/kg
SAR(1 g) = 1.32 mW/g; SAR(10 g) = 0.903 mW/g

Info: Interpolated medium parameters used for SAR evaluation!

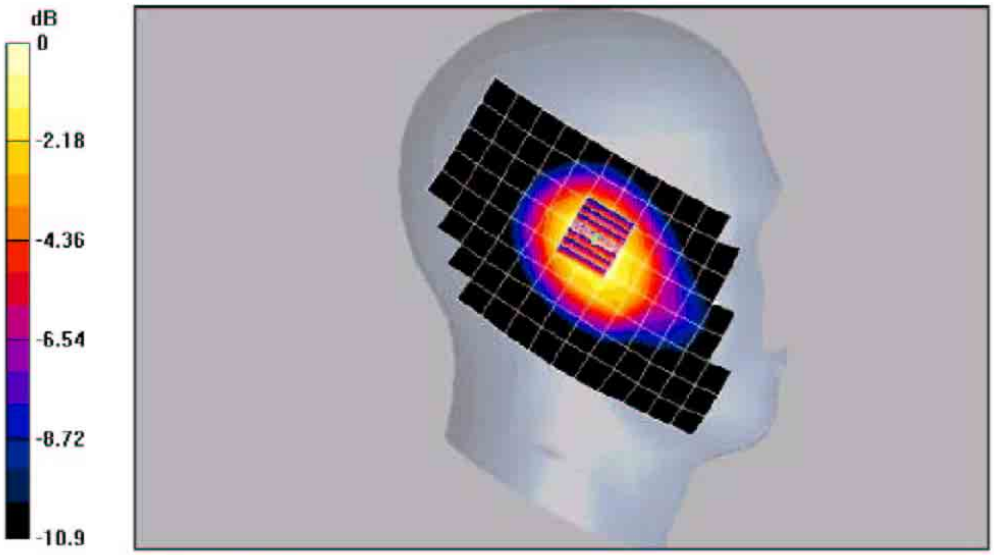

0 dB = 1.41mW/g

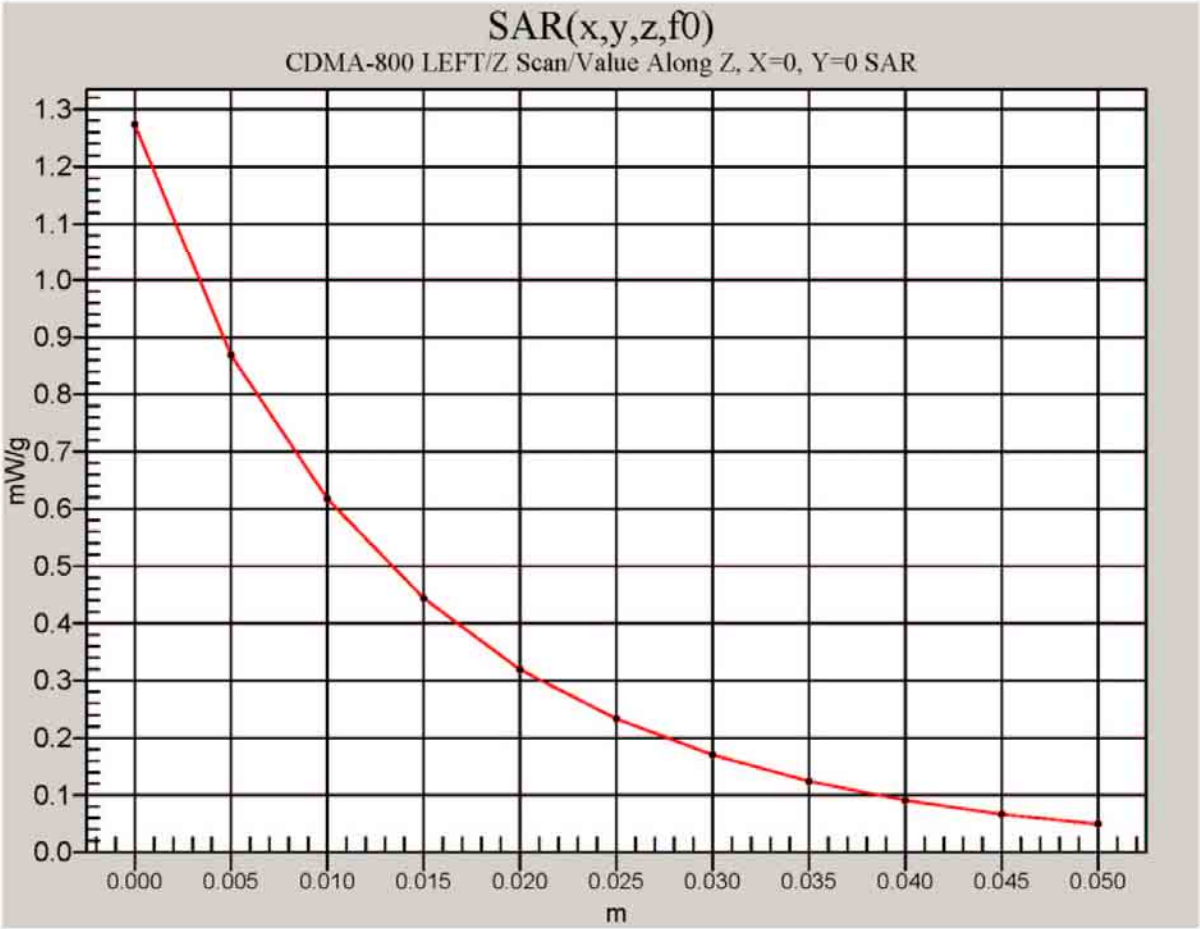
SAR(x,y,z,f0)
CDMA-800 LEFT/Z Scan/Value Along Z, X=0, Y=0 SAR
mW/g
1.3
1.2
1.1
1.0
0.9
0.8
0.7
0.6
0.5
0.4
0.3
0.2
0.1
0.0
0.000
0.005
0.010
0.015
0.020
0.025
0.030
0.035
0.040
0.045
0.050
m

Date/Time: 06/02/04 22:04:31

Test Laboratory: Kyocera

K484L #B71T CDMA-800 ch383 Left Tilt

Communication System: CDMA-800, Frequency: 836.49 MHz, Duty Cycle: 1:1
Medium: HSL900, Medium parameters used (interpolated): f = 836.49 MHz, σ = 0.884 mho/m, ε_r = 39.9, ρ = 1000 kg/m^3
Phantom: SAM 12, Phantom section: Left Section

DASY4 Configuration:
Probe: ET3DV6 - SN1663, ConvF(6.7, 6.7, 6.7), Calibrated: 10/10/2003
Sensor-Surface: 4mm (Mechanical And Optical Surface Detection),
Electronics: DAE3 Sn493, Calibrated: 11/25/2003
Measurement SW: DASY4, V4.2 Build 44
Postprocessing SW: SEMCAD, V1.8 Build 112

Temperature:
Room T = 21.8 +/- 1 deg C, Liquid T = 22.0 +/- 1 deg C

CDMA-800 Ch383 LT/Zoom Scan (7x7x7)/Cube 0: Measurement grid: dx=5mm, dy=5mm, dz=5mm

Reference Value = 36.2 V/m; Power Drift = 0.1 dB
Maximum value of SAR (measured) = 1.18 mW/g
Peak SAR (extrapolated) = 1.5 W/kg
SAR(1 g) = 1.11 mW/g; SAR(10 g) = 0.762 mW/g

Info: Interpolated medium parameters used for SAR evaluation!

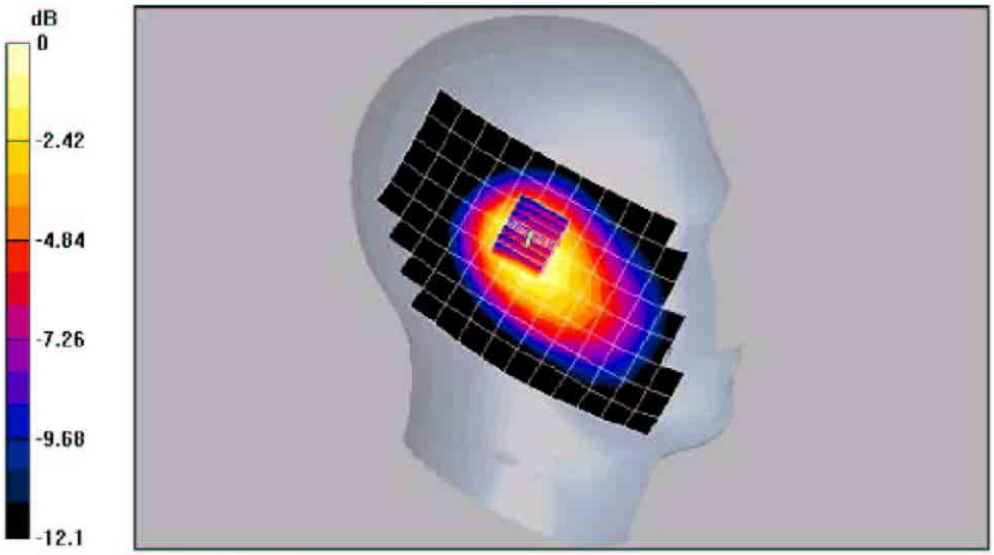

0 dB = 1.18mW/g

Date/Time: 06/03/04 11:24:22

Test Laboratory: Kyocera

K484L #B71T CDMA-800 ch383 Right Cheek

Communication System: CDMA-800, Frequency: 836.49 MHz, Duty Cycle: 1:1
Medium: HSL900, Medium parameters used (interpolated): f = 836.49 MHz, σ = 0.878 mho/m, ε_r = 39.5, ρ = 1000 kg/m^3
Phantom: SAM 12, Phantom section: Right Section

DASY4 Configuration:
Probe: ET3DV6 - SN1663, ConvF(6.7, 6.7, 6.7), Calibrated: 10/10/2003
Sensor-Surface: 4mm (Mechanical And Optical Surface Detection),
Electronics: DAE3 Sn493, Calibrated: 11/25/2003
Measurement SW: DASY4, V4.2 Build 44
Postprocessing SW: SEMCAD, V1.8 Build 112

Temperature:
Room T = 21.8 +/- 1 deg C, Liquid T = 22.0 +/- 1 deg C

CDMA-800 Ch383 RC/Zoom Scan (7x7x7)/Cube 0: Measurement grid: dx=5mm, dy=5mm, dz=5mm

Reference Value = 38.7 V/m; Power Drift = 0.1 dB
Maximum value of SAR (measured) = 1.28 mW/g
Peak SAR (extrapolated) = 1.59 W/kg
SAR(1 g) = 1.19 mW/g; SAR(10 g) = 0.842 mW/g

Info: Interpolated medium parameters used for SAR evaluation!



0 dB = 1.28mW/g

Date/Time: 06/03/04 11:24:22

Test Laboratory: Kyocera

K484L #B71T CDMA-800 ch383 Right Tilt

Communication System: CDMA-800, Frequency: 836.49 MHz, Duty Cycle: 1:1
Medium: HSL900, Medium parameters used (interpolated): f = 836.49 MHz, σ = 0.878 mho/m, ε_r = 39.5, ρ = 1000 kg/m^3
Phantom: SAM 12, Phantom section: Right Section

DASY4 Configuration:
Probe: ET3DV6 - SN1663, ConvF(6.7, 6.7, 6.7), Calibrated: 10/10/2003
Sensor-Surface: 4mm (Mechanical And Optical Surface Detection),
Electronics: DAE3 Sn493, Calibrated: 11/25/2003
Measurement SW: DASY4, V4.2 Build 44
Postprocessing SW: SEMCAD, V1.8 Build 112

Temperature:
Room T = 21.8 +/- 1 deg C, Liquid T = 22.0 +/- 1 deg C

CDMA-800 Ch383 RT/Zoom Scan (7x7x7)/Cube 0: Measurement grid: dx=5mm, dy=5mm, dz=5mm

Reference Value = 36.2 V/m; Power Drift = 0.2 dB
Maximum value of SAR (measured) = 1.08 mW/g
Peak SAR (extrapolated) = 1.32 W/kg
SAR(1 g) = 1.01 mW/g; SAR(10 g) = 0.704 mW/g

Info: Interpolated medium parameters used for SAR evaluation!

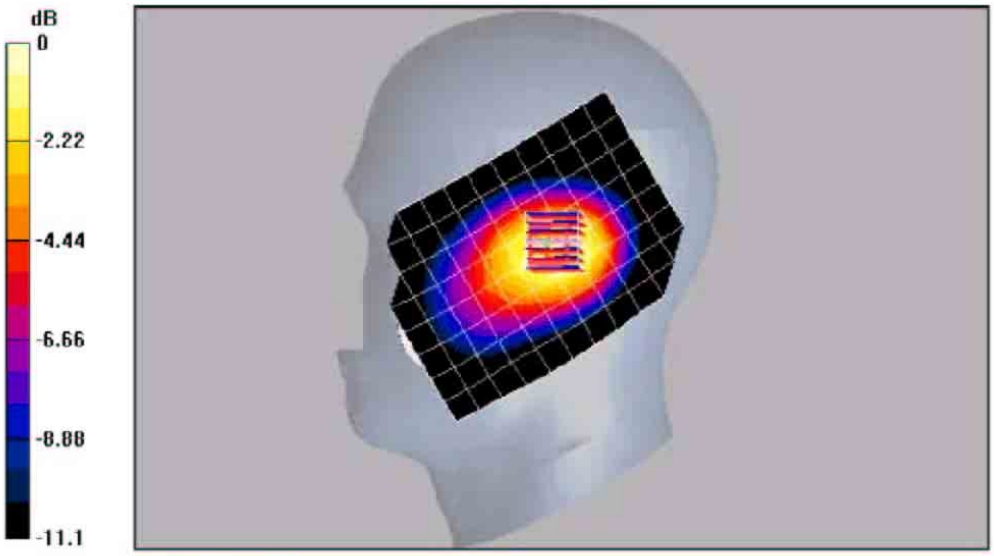

0 dB = 1.08mW/g