Appendix B:

SAR Distribution Plots

Date/Time: 06/07/05 10:48:05

Test Laboratory: Kyocera

KX13 #6SXC Left Cheek AMPS ch383, EXTENDED BATTERY

Communication System: AMPS, Frequency: 836.49 MHz, Duty Cycle: 1:1
Medium: HSL900,Medium parameters used (interpolated): f = 836.49 MHz; σ = 0.898 mho/m; ε_r = 42; ρ = 1000 kg/m^3
Phantom: SAM 12,Phantom section: Left Section

DASY4 Configuration:
Probe: ET3DV6 - SN1713, ConvF(6.29, 6.29, 6.29), Calibrated: 5/19/2005
Sensor-Surface: 4mm (Mechanical And Optical Surface Detection),
Electronics: DAE4 Sn602,Calibrated: 8/27/2004
Measurement SW: DASY4, V4.4 Build 3
Postprocessing SW: SEMCAD, V1.8 Build 130

Temperature:
Room T = 21.8 +/– 1 deg C, Liquid T = 22.0 +/– 1 deg C

AMPS Ch383 LC/Zoom Scan (7x7x7)/Cube 0: Measurement grid: dx=5mm, dy=5mm, dz=5mm

Reference Value = 30.5 V/m; Power Drift = -0.1 dB
Peak SAR (extrapolated) = 1.86 W/kg
SAR(1 g) = 1.4 mW/g; SAR(10 g) = 1.000 mW/g
Info: Interpolated medium parameters used for SAR evaluation!
Maximum value of SAR (measured) = 1.48 mW/g

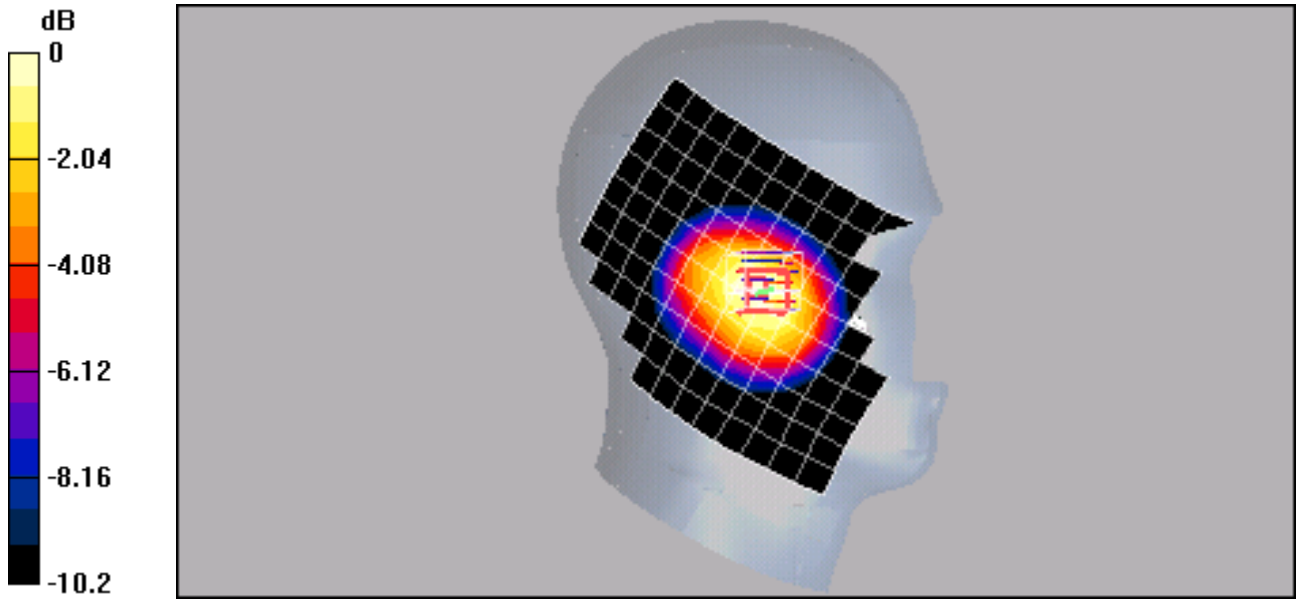

0 dB = 1.48mW/g

Test Laboratory: Kyocera

KX13 #6SXC Left Tilt AMPS ch383, EXTENDED BATTERY

Communication System: AMPS, Frequency: 836.49 MHz, Duty Cycle: 1:1
Medium: HSL900,Medium parameters used (interpolated): f = 836.49 MHz; σ = 0.898 mho/m; ε_r = 42; ρ = 1000 kg/m^3
Phantom: SAM 12,Phantom section: Left Section

DASY4 Configuration:
Probe: ET3DV6 - SN1713, ConvF(6.29, 6.29, 6.29), Calibrated: 5/19/2005
Sensor-Surface: 4mm (Mechanical And Optical Surface Detection),
Electronics: DAE4 Sn602,Calibrated: 8/27/2004
Measurement SW: DASY4, V4.4 Build 3
Postprocessing SW: SEMCAD, V1.8 Build 130

Temperature:
Room T = 21.8 +/– 1 deg C, Liquid T = 22.0 +/– 1 deg C

AMPS Ch383 LT/Zoom Scan (7x7x7)/Cube 0: Measurement grid: dx=5mm, dy=5mm, dz=5mm

Reference Value = 31.8 V/m; Power Drift = -0.2 dB
Peak SAR (extrapolated) = 1.2 W/kg
SAR(1 g) = 0.898 mW/g; SAR(10 g) = 0.646 mW/g
Info: Interpolated medium parameters used for SAR evaluation!
Maximum value of SAR (measured) = 0.948 mW/g

AMPS Ch383 LT/Zoom Scan (7x7x7)/Cube 1: Measurement grid: dx=5mm, dy=5mm, dz=5mm

Reference Value = 31.8 V/m; Power Drift = -0.2 dB
Peak SAR (extrapolated) = 1.27 W/kg
SAR(1 g) = 0.817 mW/g; SAR(10 g) = 0.548 mW/g
Info: Interpolated medium parameters used for SAR evaluation!
Maximum value of SAR (measured) = 0.910 mW/g

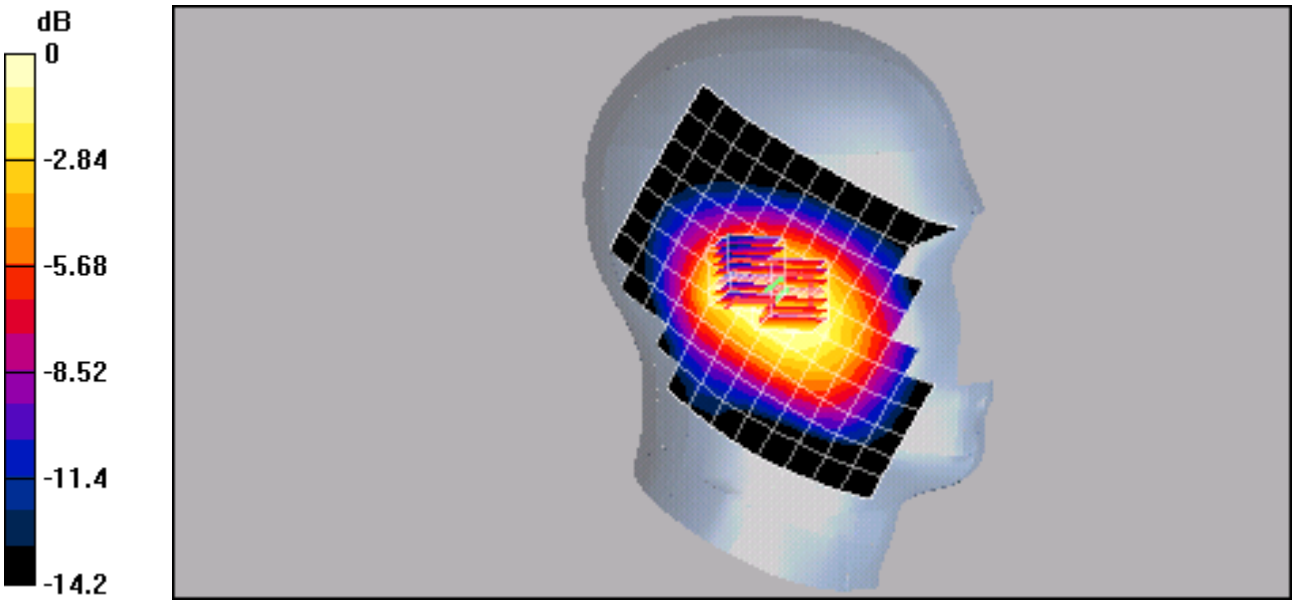

0 dB = 0.910mW/g

Test Laboratory: Kyocera

KX13 #6SXC Right Cheek AMPS ch383, EXTENDED BATTERY

Communication System: AMPS, Frequency: 836.49 MHz, Duty Cycle: 1:1
Medium: HSL900,Medium parameters used (interpolated): f = 836.49 MHz; σ = 0.898 mho/m; ε_r = 42; ρ = 1000 kg/m^3
Phantom: SAM 12,Phantom section: Right Section

DASY4 Configuration:
Probe: ET3DV6 - SN1713, ConvF(6.29, 6.29, 6.29), Calibrated: 5/19/2005
Sensor-Surface: 4mm (Mechanical And Optical Surface Detection),
Electronics: DAE4 Sn602,Calibrated: 8/27/2004
Measurement SW: DASY4, V4.4 Build 3
Postprocessing SW: SEMCAD, V1.8 Build 130

Temperature:
Room T = 21.8 +/– 1 deg C, Liquid T = 22.0 +/– 1 deg C

AMPS Ch383 RC/Zoom Scan (7x7x7)/Cube 0: Measurement grid: dx=5mm, dy=5mm, dz=5mm

Reference Value = 30.4 V/m; Power Drift = -0.2 dB
Peak SAR (extrapolated) = 1.85 W/kg
SAR(1 g) = 1.43 mW/g; SAR(10 g) = 1.04 mW/g
Info: Interpolated medium parameters used for SAR evaluation!
Maximum value of SAR (measured) = 1.5 mW/g

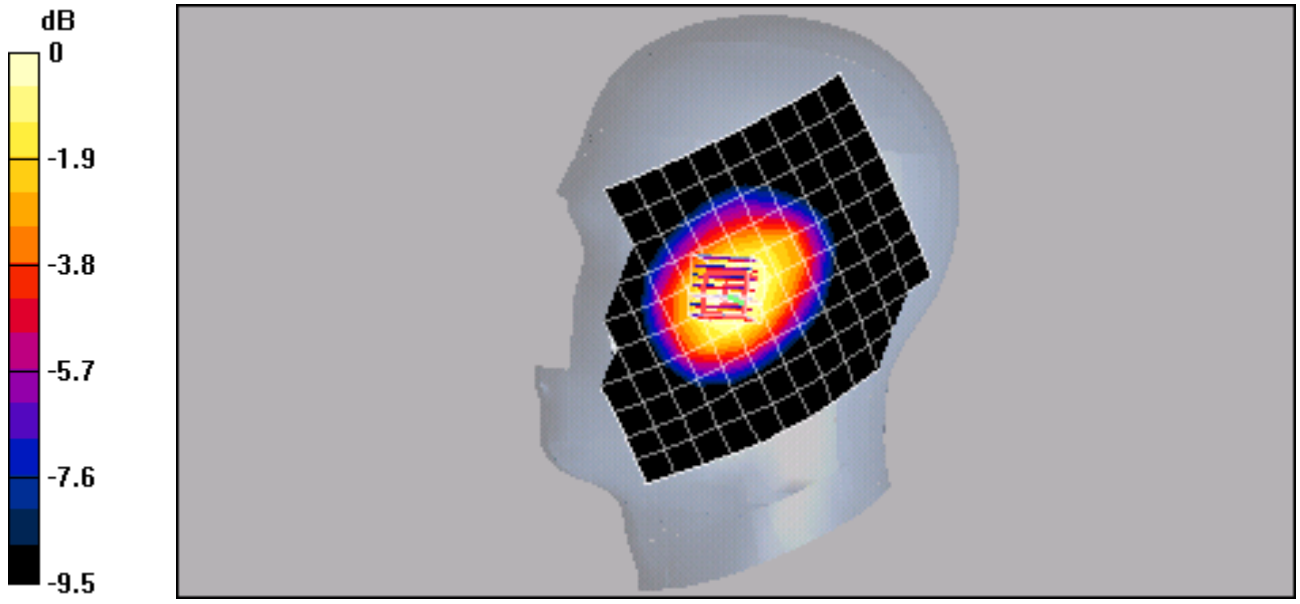

0 dB = 1.5mW/g

Test Laboratory: Kyocera

KX13 #6SXC Right Tilt AMPS ch383, EXTENDED BATTERY

Communication System: AMPS, Frequency: 836.49 MHz, Duty Cycle: 1:1
Medium: HSL900,Medium parameters used (interpolated): f = 836.49 MHz; σ = 0.898 mho/m; ε_r = 42; ρ = 1000 kg/m^3
Phantom: SAM 12,Phantom section: Right Section

DASY4 Configuration:
Probe: ET3DV6 - SN1713, ConvF(6.29, 6.29, 6.29), Calibrated: 5/19/2005
Sensor-Surface: 4mm (Mechanical And Optical Surface Detection),
Electronics: DAE4 Sn602,Calibrated: 8/27/2004
Measurement SW: DASY4, V4.4 Build 3
Postprocessing SW: SEMCAD, V1.8 Build 130

Temperature:
Room T = 21.8 +/– 1 deg C, Liquid T = 22.0 +/– 1 deg C

AMPS Ch383 RT/Zoom Scan (7x7x7)/Cube 0: Measurement grid: dx=5mm, dy=5mm, dz=5mm

Reference Value = 30 V/m; Power Drift = -0.1 dB
Peak SAR (extrapolated) = 1.09 W/kg
SAR(1 g) = 0.830 mW/g; SAR(10 g) = 0.593 mW/g
Info: Interpolated medium parameters used for SAR evaluation!
Maximum value of SAR (measured) = 0.876 mW/g

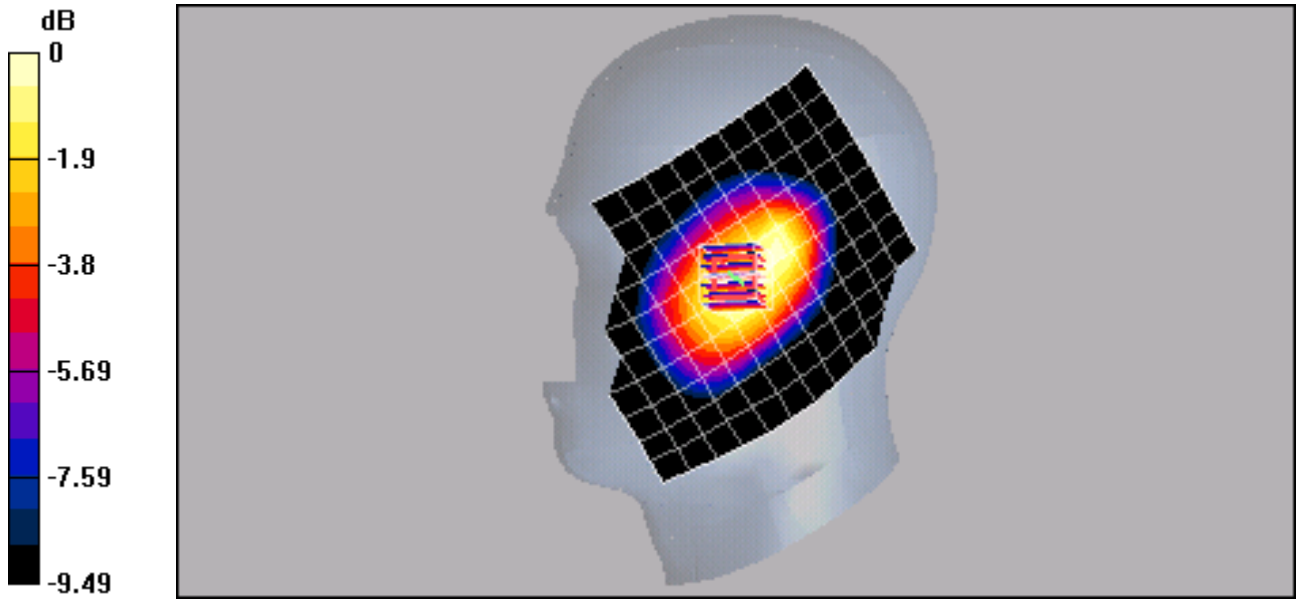

0 dB = 0.876mW/g

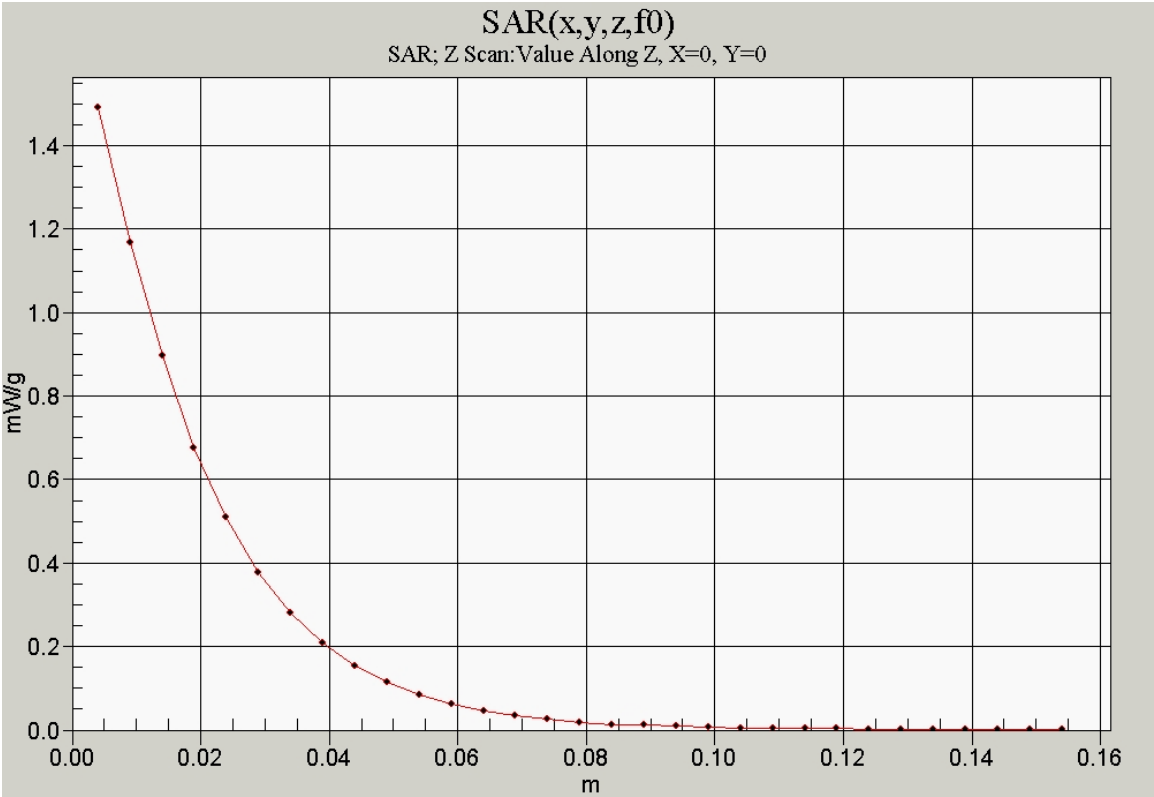
SAR(x,y,z,f0)
SAR; Z Scan:Value Along Z, X=0, Y=0
mW/g
1.4
1.2
1.0
0.8
0.6
0.4
0.2
0.0
0.00
0.02
0.04
0.06
0.08
0.10
0.12
0.14
0.16
m

Date/Time: 06/07/05 05:34:58

Test Laboratory: Kyocera

KX13 #6SXC CDMA-800 ch383 Left Cheek, EXTENDED BATTERY

Communication System: CDMA-800, Frequency: 836.49 MHz, Duty Cycle: 1:1
Medium: HSL900,Medium parameters used (interpolated): f = 836.49 MHz; σ = 0.898 mho/m; ε_r = 42; ρ = 1000 kg/m^3
Phantom: SAM 12,Phantom section: Left Section

DASY4 Configuration:
Probe: ET3DV6 - SN1713, ConvF(6.29, 6.29, 6.29), Calibrated: 5/19/2005
Sensor-Surface: 4mm (Mechanical And Optical Surface Detection),
Electronics: DAE4 Sn602,Calibrated: 8/27/2004
Measurement SW: DASY4, V4.4 Build 3
Postprocessing SW: SEMCAD, V1.8 Build 130

Temperature:
Room T = 21.8 +/– 1 deg C, Liquid T = 22.0 +/– 1 deg C

CDMA-800 Ch383 LC/Zoom Scan (7x7x7)/Cube 0: Measurement grid: dx=5mm, dy=5mm, dz=5mm

Reference Value = 30.3 V/m; Power Drift = 0.1 dB
Peak SAR (extrapolated) = 1.86 W/kg
SAR(1 g) = 1.39 mW/g; SAR(10 g) = 0.993 mW/g
Info: Interpolated medium parameters used for SAR evaluation!
Maximum value of SAR (measured) = 1.48 mW/g



0 dB = 1.48mW/g

Test Laboratory: Kyocera

KX13 #6SXC CDMA-800 ch383 Left Tilt, EXTENDED BATTERY

Communication System: CDMA-800, Frequency: 836.49 MHz, Duty Cycle: 1:1
Medium: HSL900,Medium parameters used (interpolated): f = 836.49 MHz; σ = 0.898 mho/m; ε_r = 42; ρ = 1000 kg/m^3
Phantom: SAM 12,Phantom section: Left Section

DASY4 Configuration:
Probe: ET3DV6 - SN1713, ConvF(6.29, 6.29, 6.29), Calibrated: 5/19/2005
Sensor-Surface: 4mm (Mechanical And Optical Surface Detection),
Electronics: DAE4 Sn602,Calibrated: 8/27/2004
Measurement SW: DASY4, V4.4 Build 3
Postprocessing SW: SEMCAD, V1.8 Build 130

Temperature:
Room T = 21.8 +/– 1 deg C, Liquid T = 22.0 +/– 1 deg C

CDMA-800 Ch383 LT/Zoom Scan (7x7x7)/Cube 0: Measurement grid: dx=5mm, dy=5mm, dz=5mm

Reference Value = 30.6 V/m; Power Drift = 0.0 dB
Peak SAR (extrapolated) = 1.19 W/kg
SAR(1 g) = 0.897 mW/g; SAR(10 g) = 0.641 mW/g
Info: Interpolated medium parameters used for SAR evaluation!
Maximum value of SAR (measured) = 0.954 mW/g

CDMA-800 Ch383 LT/Zoom Scan (7x7x7)/Cube 1: Measurement grid: dx=5mm, dy=5mm, dz=5mm

Reference Value = 30.6 V/m; Power Drift = 0.0 dB
Peak SAR (extrapolated) = 1.26 W/kg
SAR(1 g) = 0.810 mW/g; SAR(10 g) = 0.552 mW/g
Info: Interpolated medium parameters used for SAR evaluation!
Maximum value of SAR (measured) = 0.906 mW/g

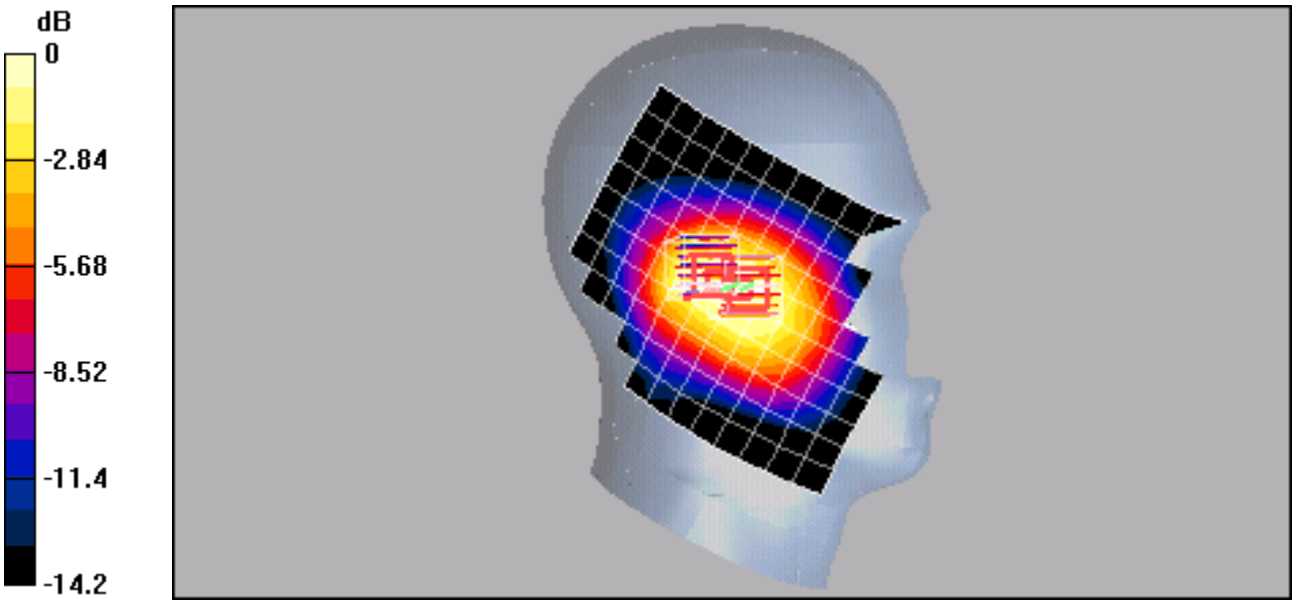

0 dB = 0.906mW/g

Test Laboratory: Kyocera

KX13 #6SXC CDMA-800 ch383 Right Cheek, EXTENDED BATTERY

Communication System: CDMA-800, Frequency: 836.49 MHz, Duty Cycle: 1:1
Medium: HSL900,Medium parameters used (interpolated): f = 836.49 MHz; σ = 0.898 mho/m; ε_r = 42; ρ = 1000 kg/m^3
Phantom: SAM 12,Phantom section: Right Section

DASY4 Configuration:
Probe: ET3DV6 - SN1713, ConvF(6.29, 6.29, 6.29), Calibrated: 5/19/2005
Sensor-Surface: 4mm (Mechanical And Optical Surface Detection),
Electronics: DAE4 Sn602,Calibrated: 8/27/2004
Measurement SW: DASY4, V4.4 Build 3
Postprocessing SW: SEMCAD, V1.8 Build 130

Temperature:
Room T = 21.8 +/– 1 deg C, Liquid T = 22.0 +/– 1 deg C

CDMA-800 Ch383 RC/Zoom Scan (7x7x7)/Cube 0: Measurement grid: dx=5mm, dy=5mm, dz=5mm

Reference Value = 31.2 V/m; Power Drift = -0.1 dB
Peak SAR (extrapolated) = 1.86 W/kg
SAR(1 g) = 1.45 mW/g; SAR(10 g) = 1.05 mW/g
Info: Interpolated medium parameters used for SAR evaluation!
Maximum value of SAR (measured) = 1.53 mW/g

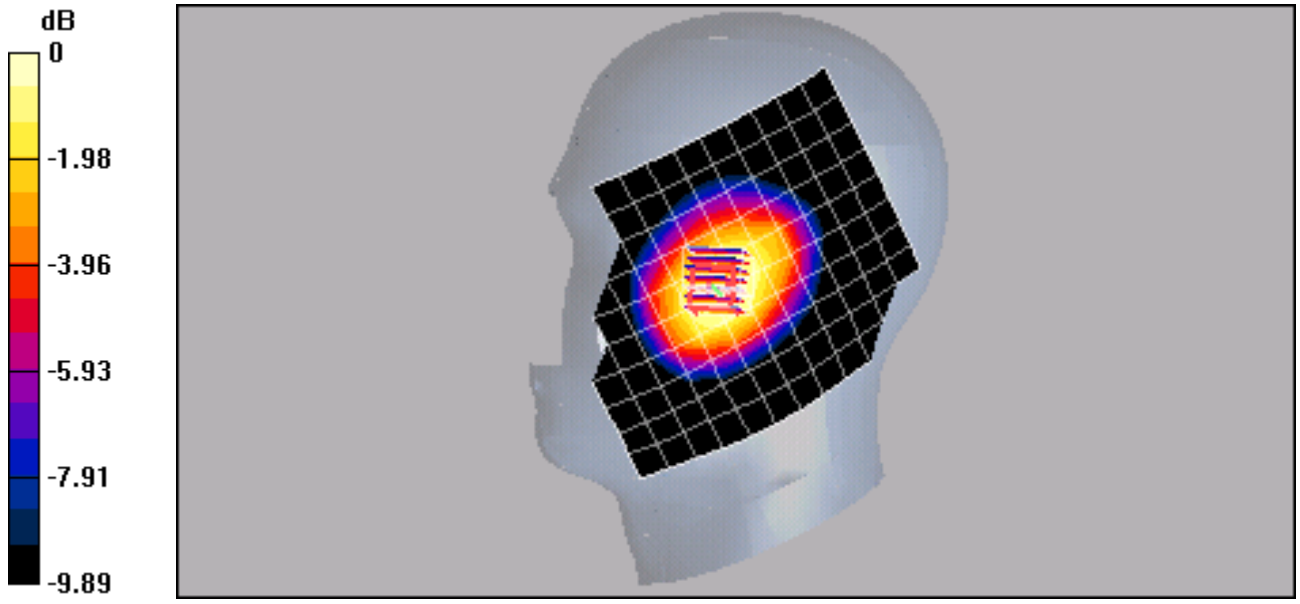

0 dB = 1.53mW/g

Date/Time: 06/07/05 13:42:23

Test Laboratory: Kyocera

KX13 #6SXC CDMA-800 ch383 Right Tilt, EXTENDED BATTERY

Communication System: CDMA-800, Frequency: 836.49 MHz, Duty Cycle: 1:1
Medium: HSL900,Medium parameters used (interpolated): f = 836.49 MHz; σ = 0.898 mho/m; ε_r = 42; ρ = 1000 kg/m^3
Phantom: SAM 12,Phantom section: Right Section

DASY4 Configuration:
Probe: ET3DV6 - SN1713, ConvF(6.29, 6.29, 6.29), Calibrated: 5/19/2005
Sensor-Surface: 4mm (Mechanical And Optical Surface Detection),
Electronics: DAE4 Sn602,Calibrated: 8/27/2004
Measurement SW: DASY4, V4.4 Build 3
Postprocessing SW: SEMCAD, V1.8 Build 130

Temperature:
Room T = 21.8 +/– 1 deg C, Liquid T = 22.0 +/– 1 deg C

CDMA-800 Ch383 RT/Zoom Scan (7x7x7)/Cube 0: Measurement grid: dx=5mm, dy=5mm, dz=5mm

Reference Value = 31.1 V/m; Power Drift = -0.2 dB
Peak SAR (extrapolated) = 1.5 W/kg
SAR(1 g) = 0.844 mW/g; SAR(10 g) = 0.570 mW/g
Info: Interpolated medium parameters used for SAR evaluation!
Maximum value of SAR (measured) = 0.905 mW/g

CDMA-800 Ch383 RT/Zoom Scan (7x7x7)/Cube 1: Measurement grid: dx=5mm, dy=5mm, dz=5mm

Reference Value = 31.1 V/m; Power Drift = -0.2 dB
Peak SAR (extrapolated) = 1.15 W/kg
SAR(1 g) = 0.870 mW/g; SAR(10 g) = 0.625 mW/g
Info: Interpolated medium parameters used for SAR evaluation!
Maximum value of SAR (measured) = 0.915 mW/g

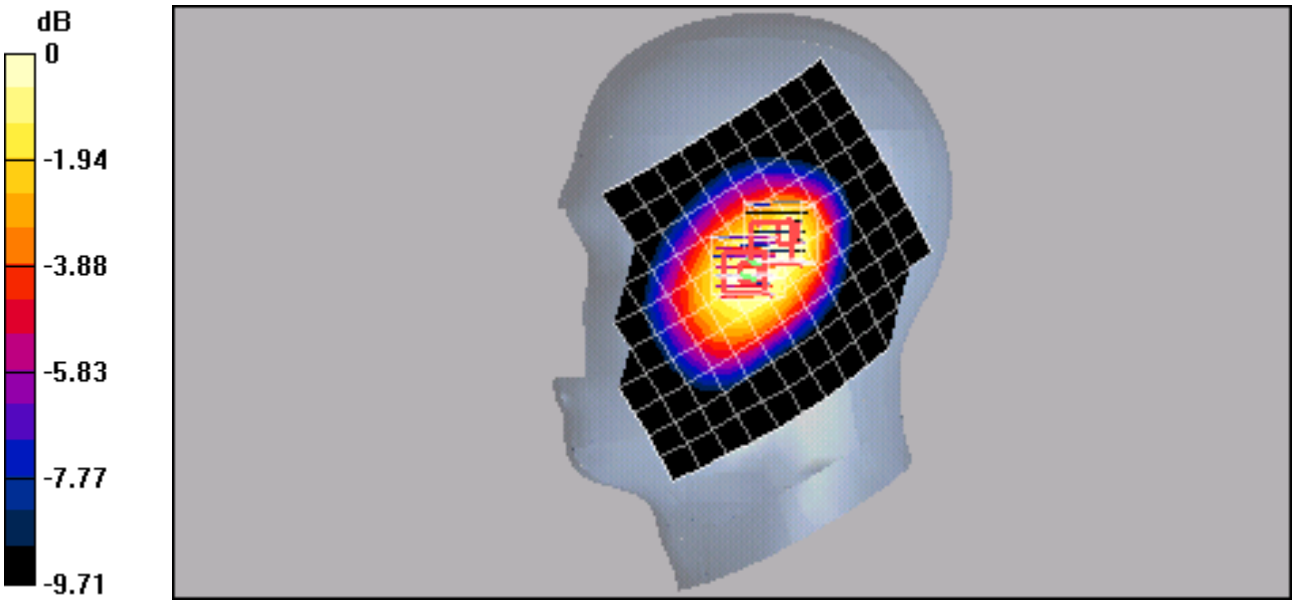

0 dB = 0.915mW/g

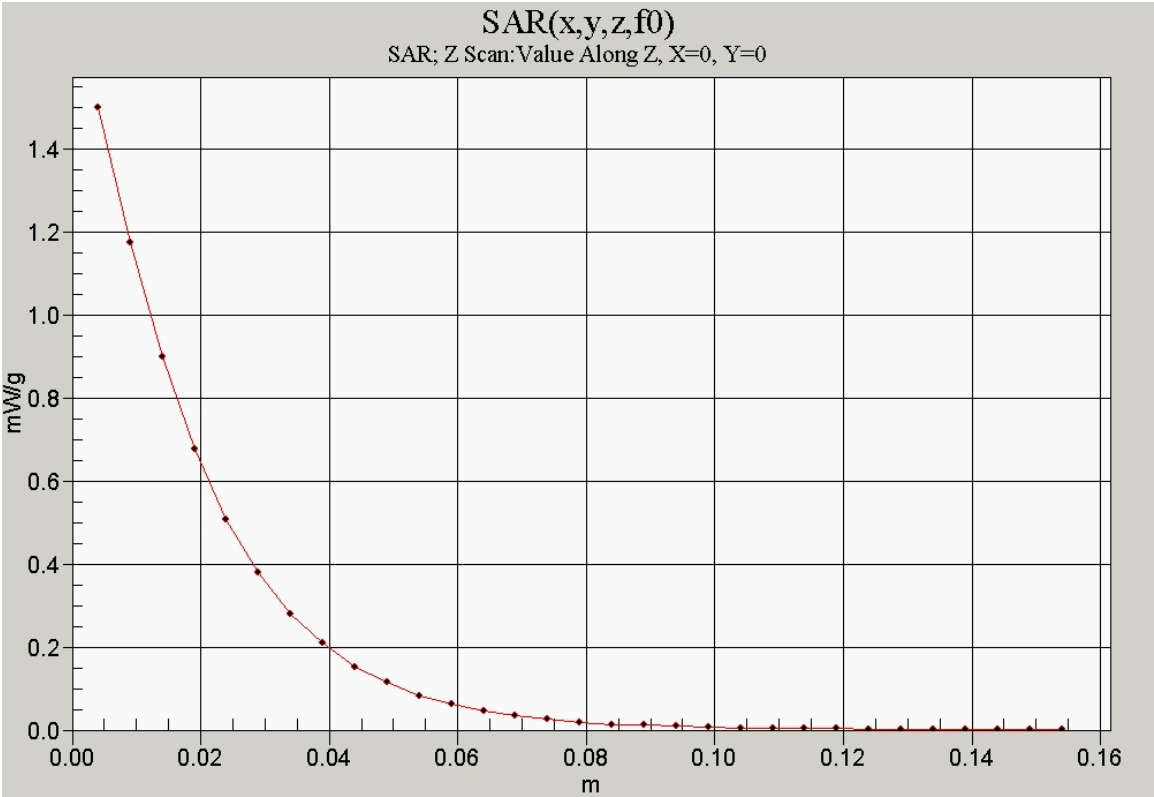
SAR(x,y,z,f0)
SAR; Z Scan:Value Along Z, X=0, Y=0
mW/g
1.4
1.2
1.0
0.8
0.6
0.4
0.2
0.0
0.00
0.02
0.04
0.06
0.08
0.10
0.12
0.14
0.16
m

Test Laboratory: Kyocera

KX13 #6SXC PCS ch600 Left Cheek

Communication System: CDMA-1900, Frequency: 1880 MHz, Duty Cycle: 1:1
Medium: HSL1800,Medium parameters used: f = 1880 MHz; σ = 1.39 mho/m; ε_r = 41.1; ρ = 1000 kg/m^3
Phantom: SAM 12,Phantom section: Left Section

DASY4 Configuration:
Probe: ET3DV6 - SN1713, ConvF(5.18, 5.18, 5.18), Calibrated: 5/19/2005
Sensor-Surface: 4mm (Mechanical And Optical Surface Detection),
Electronics: DAE4 Sn602,Calibrated: 8/27/2004
Measurement SW: DASY4, V4.4 Build 3
Postprocessing SW: SEMCAD, V1.8 Build 130

Temperature:
Room T = 21.8 +/– 1 deg C, Liquid T = 22.0 +/– 1 deg C

PCS Ch600 LC/Zoom Scan (7x7x7)/Cube 0: Measurement grid: dx=5mm, dy=5mm, dz=5mm

Reference Value = 23.3 V/m; Power Drift = -0.1 dB
Peak SAR (extrapolated) = 1.32 W/kg
SAR(1 g) = 0.945 mW/g; SAR(10 g) = 0.607 mW/g
Maximum value of SAR (measured) = 1.03 mW/g

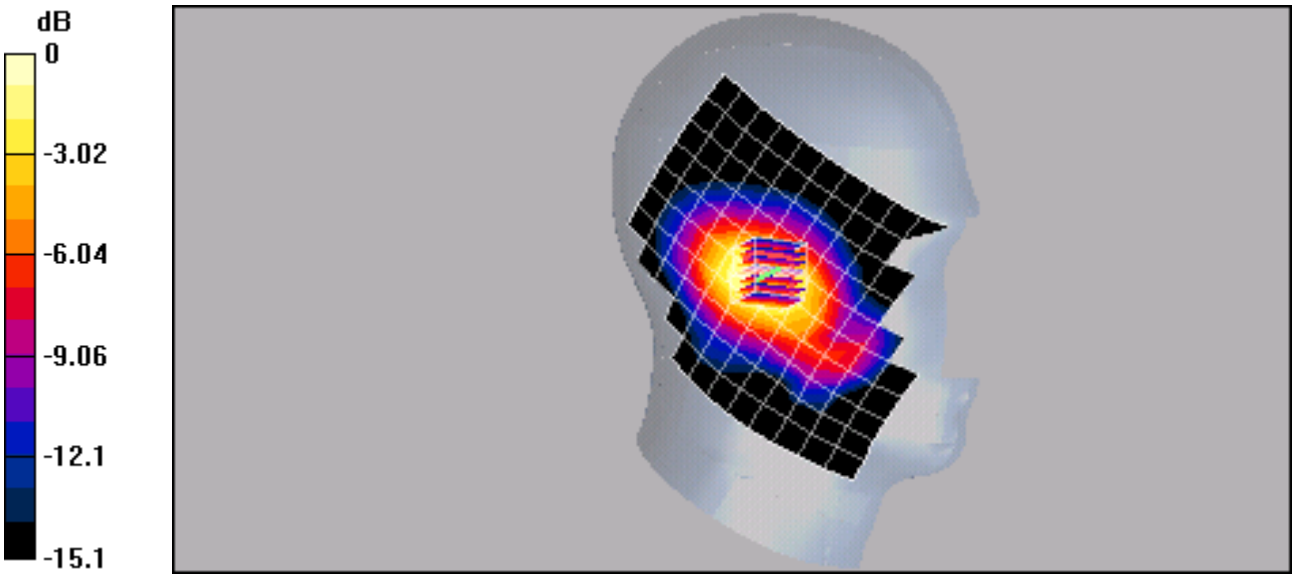

0 dB = 1.03mW/g

Test Laboratory: Kyocera

KX13 #6SXC PCS ch25 Left Tilt

Communication System: CDMA-1900, Frequency: 1851.25 MHz, Duty Cycle: 1:1
Medium: HSL1800,Medium parameters used (extrapolated): f = 1851.25 MHz; σ = 1.39 mho/m; ε_r = 41.1; ρ = 1000 kg/m^3
Phantom: SAM 12,Phantom section: Left Section

DASY4 Configuration:
Probe: ET3DV6 - SN1713, ConvF(5.18, 5.18, 5.18), Calibrated: 5/19/2005
Sensor-Surface: 4mm (Mechanical And Optical Surface Detection),
Electronics: DAE4 Sn602,Calibrated: 8/27/2004
Measurement SW: DASY4, V4.4 Build 3
Postprocessing SW: SEMCAD, V1.8 Build 130

Temperature:
Room T = 21.8 +/– 1 deg C, Liquid T = 22.0 +/– 1 deg C

PCS Ch25 LT/Zoom Scan (7x7x7)/Cube 0: Measurement grid: dx=5mm, dy=5mm, dz=5mm

Reference Value = 26.8 V/m; Power Drift = -0.1 dB
Peak SAR (extrapolated) = 1.49 W/kg
SAR(1 g) = 0.967 mW/g; SAR(10 g) = 0.580 mW/g
Info: Extrapolated medium parameters used for SAR evaluation!
Maximum value of SAR (measured) = 1.06 mW/g

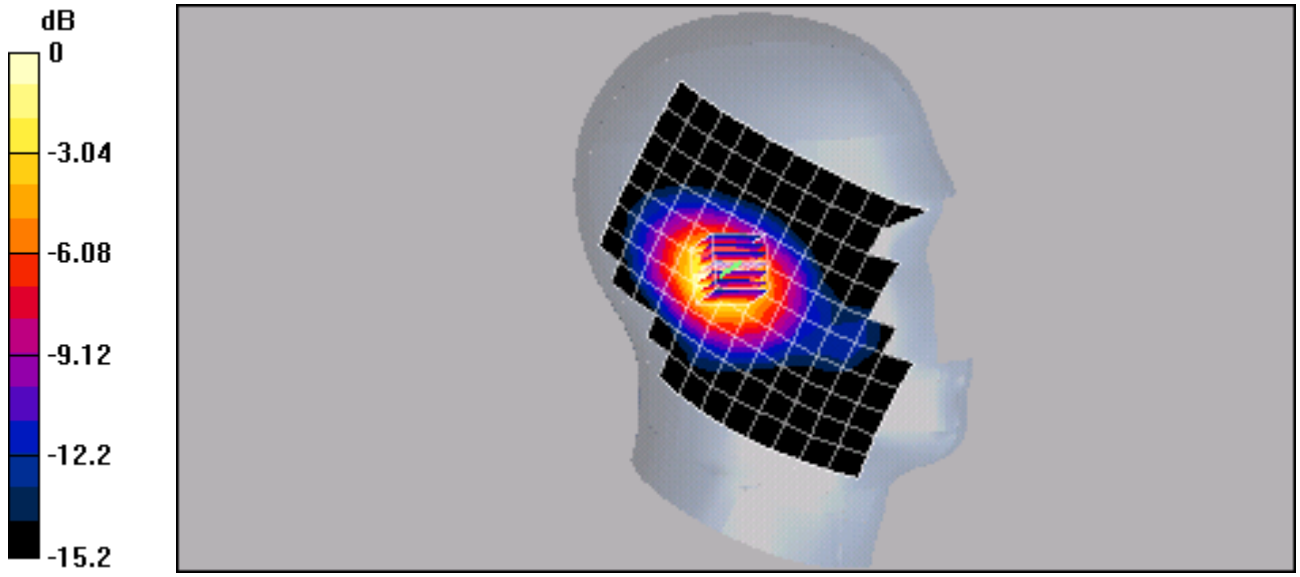

0 dB = 1.06mW/g

Test Laboratory: Kyocera

KX13 #6SXC PCS ch1175 Right Cheek

Communication System: CDMA-1900, Frequency: 1908.75 MHz, Duty Cycle: 1:1
Medium: HSL1800,Medium parameters used (interpolated): f = 1908.75 MHz; σ = 1.39 mho/m; ε_r = 41.1; ρ = 1000 kg/m^3
Phantom: SAM 12,Phantom section: Right Section

DASY4 Configuration:
Probe: ET3DV6 - SN1713, ConvF(5.18, 5.18, 5.18), Calibrated: 5/19/2005
Sensor-Surface: 4mm (Mechanical And Optical Surface Detection),
Electronics: DAE4 Sn602,Calibrated: 8/27/2004
Measurement SW: DASY4, V4.4 Build 3
Postprocessing SW: SEMCAD, V1.8 Build 130

Temperature:
Room T = 21.8 +/– 1 deg C, Liquid T = 22.0 +/– 1 deg C

PCS Ch1175 RC/Zoom Scan (7x7x7)/Cube 0: Measurement grid: dx=5mm, dy=5mm, dz=5mm

Reference Value = 20.7 V/m; Power Drift = 0.1 dB
Peak SAR (extrapolated) = 1.4 W/kg
SAR(1 g) = 0.942 mW/g; SAR(10 g) = 0.603 mW/g
Info: Interpolated medium parameters used for SAR evaluation!
Maximum value of SAR (measured) = 1.03 mW/g

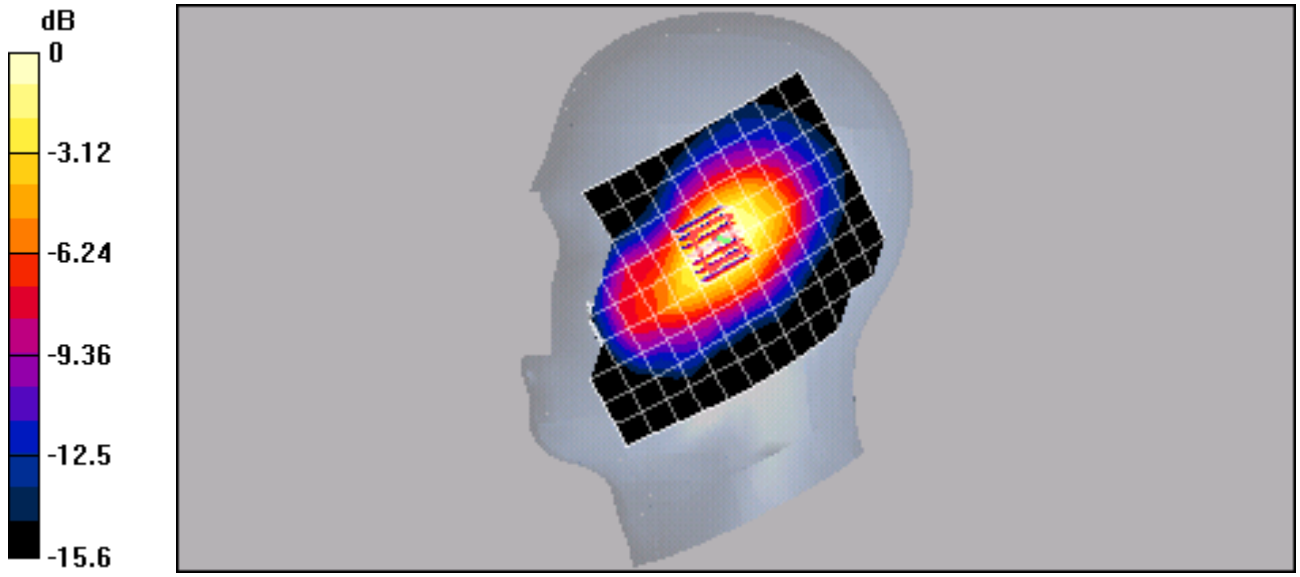

0 dB = 1.03mW/g

Test Laboratory: Kyocera

KX13 #6SXC PCS ch1175 Right Tilt

Communication System: CDMA-1900, Frequency: 1908.75 MHz, Duty Cycle: 1:1
Medium: HSL1800,Medium parameters used (interpolated): f = 1908.75 MHz; σ = 1.39 mho/m; ε_r = 41.1; ρ = 1000 kg/m^3
Phantom: SAM 12,Phantom section: Right Section

DASY4 Configuration:
Probe: ET3DV6 - SN1713, ConvF(5.18, 5.18, 5.18), Calibrated: 5/19/2005
Sensor-Surface: 4mm (Mechanical And Optical Surface Detection),
Electronics: DAE4 Sn602,Calibrated: 8/27/2004
Measurement SW: DASY4, V4.4 Build 3
Postprocessing SW: SEMCAD, V1.8 Build 130

Temperature:
Room T = 21.8 +/– 1 deg C, Liquid T = 22.0 +/– 1 deg C

PCS Ch1175 RT/Zoom Scan (7x7x7)/Cube 0: Measurement grid: dx=5mm, dy=5mm, dz=5mm

Reference Value = 26.4 V/m; Power Drift = -0.0 dB
Peak SAR (extrapolated) = 1.6 W/kg
SAR(1 g) = 1.01 mW/g; SAR(10 g) = 0.608 mW/g
Info: Interpolated medium parameters used for SAR evaluation!
Maximum value of SAR (measured) = 1.08 mW/g

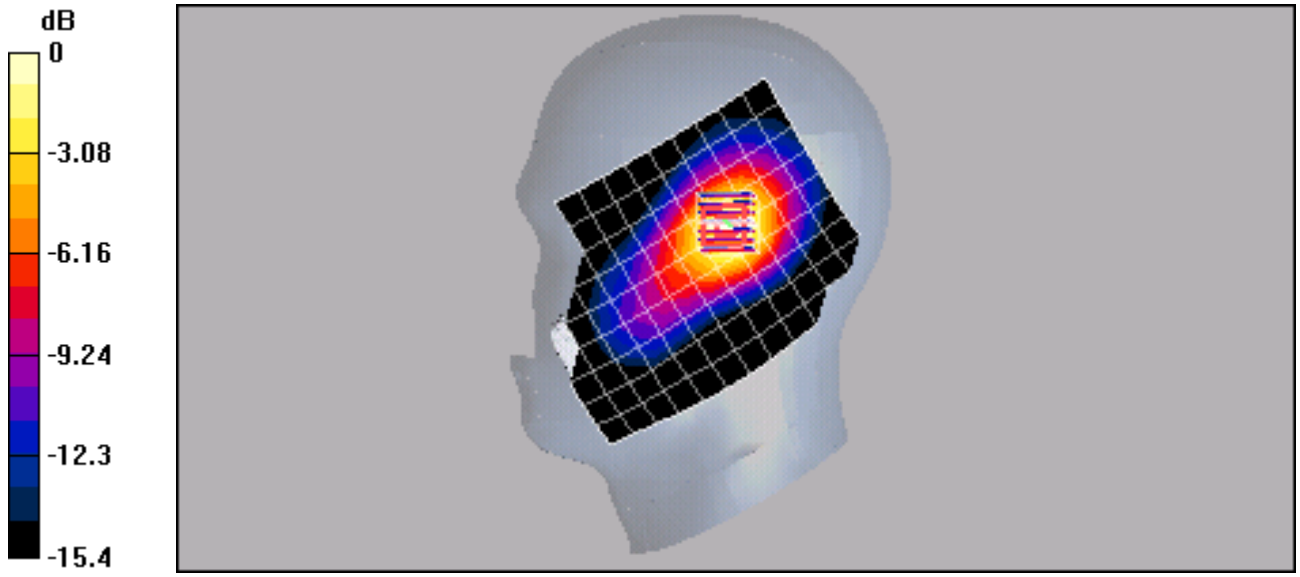

0 dB = 1.08mW/g

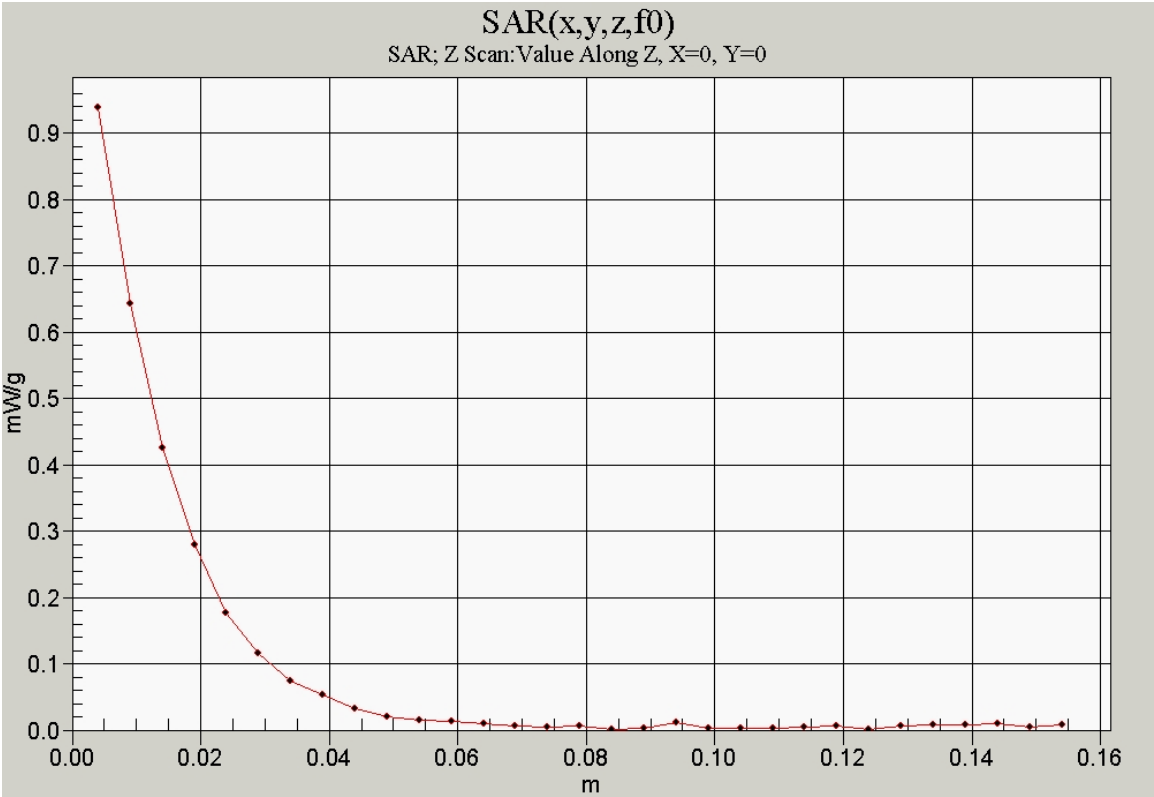
SAR(x,y,z,f0)
SAR; Z Scan:Value Along Z, X=0, Y=0
mW/g
0.0
0.1
0.2
0.3
0.4
0.5
0.6
0.7
0.8
0.9
0.00
0.02
0.04
0.06
0.08
0.10
0.12
0.14
0.16
m

Date/Time: 06/07/05 18:50:26

Test Laboratory: Kyocera

KX13 #6SXC AMPS ch383 Flat with 25mm Air Space

Communication System: AMPS, Frequency: 836.49 MHz, Duty Cycle: 1:1
Medium: M900,Medium parameters used (interpolated): f = 836.49 MHz; σ = 0.928 mho/m; ε_r = 55.2; ρ = 1000 kg/m^3
Phantom: SAM 12,Phantom section: Flat Section

DASY4 Configuration:
Probe: ET3DV6 - SN1713, ConvF(5.98, 5.98, 5.98), Calibrated: 5/19/2005
Sensor-Surface: 4mm (Mechanical And Optical Surface Detection),
Electronics: DAE4 Sn602,Calibrated: 8/27/2004
Measurement SW: DASY4, V4.4 Build 3
Postprocessing SW: SEMCAD, V1.8 Build 130

Temperature:
Room T = 21.8 +/– 1 deg C, Liquid T = 22.0 +/– 1 deg C

AMPS Ch383 LC/Zoom Scan (7x7x7)/Cube 0: Measurement grid: dx=5mm, dy=5mm, dz=5mm

Reference Value = 22 V/m; Power Drift = 0.0 dB
Peak SAR (extrapolated) = 0.957 W/kg
SAR(1 g) = 0.759 mW/g; SAR(10 g) = 0.562 mW/g
Info: Interpolated medium parameters used for SAR evaluation!
Maximum value of SAR (measured) = 0.801 mW/g



0 dB = 0.801mW/g

Test Laboratory: Kyocera

KX13 #6SXC AMPS ch383 Flat with Belt Clip

Communication System: AMPS, Frequency: 836.49 MHz, Duty Cycle: 1:1
Medium: M900,Medium parameters used (interpolated): f = 836.49 MHz; σ = 0.928 mho/m; ε_r = 55.2; ρ = 1000 kg/m^3
Phantom: SAM 12,Phantom section: Flat Section

DASY4 Configuration:
Probe: ET3DV6 - SN1713, ConvF(5.98, 5.98, 5.98), Calibrated: 5/19/2005
Sensor-Surface: 4mm (Mechanical And Optical Surface Detection),
Electronics: DAE4 Sn602,Calibrated: 8/27/2004
Measurement SW: DASY4, V4.4 Build 3
Postprocessing SW: SEMCAD, V1.8 Build 130

Temperature:
Room T = 21.8 +/– 1 deg C, Liquid T = 22.0 +/– 1 deg C

AMPS Ch383 LC/Zoom Scan (7x7x7)/Cube 0: Measurement grid: dx=5mm, dy=5mm, dz=5mm

Reference Value = 22.4 V/m; Power Drift = -0.0 dB
Peak SAR (extrapolated) = 0.924 W/kg
SAR(1 g) = 0.732 mW/g; SAR(10 g) = 0.540 mW/g
Info: Interpolated medium parameters used for SAR evaluation!
Maximum value of SAR (measured) = 0.776 mW/g

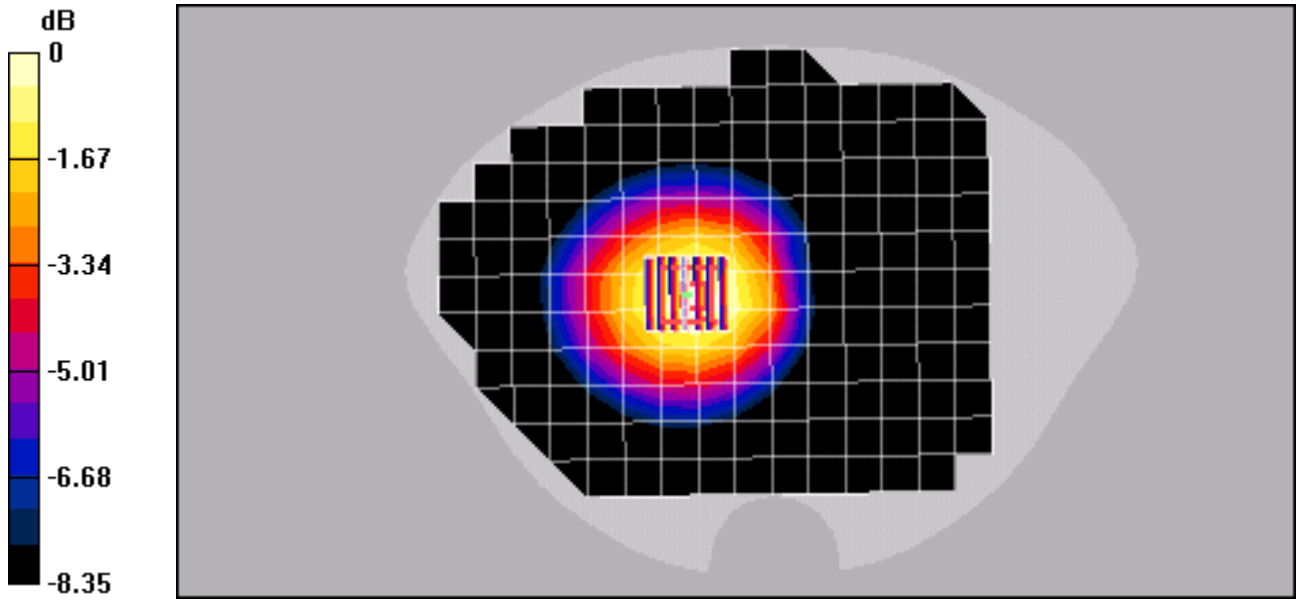

0 dB = 0.776mW/g

Test Laboratory: Kyocera

KX13 #6SXC AMPS ch383 Flat with Leather Case

Communication System: AMPS, Frequency: 836.49 MHz, Duty Cycle: 1:1
Medium: M900,Medium parameters used (interpolated): f = 836.49 MHz; σ = 0.928 mho/m; ε_r = 55.2; ρ = 1000 kg/m^3
Phantom: SAM 12,Phantom section: Flat Section

DASY4 Configuration:
Probe: ET3DV6 - SN1713, ConvF(5.98, 5.98, 5.98), Calibrated: 5/19/2005
Sensor-Surface: 4mm (Mechanical And Optical Surface Detection),
Electronics: DAE4 Sn602,Calibrated: 8/27/2004
Measurement SW: DASY4, V4.4 Build 3
Postprocessing SW: SEMCAD, V1.8 Build 130

Temperature:
Room T = 21.8 +/– 1 deg C, Liquid T = 22.0 +/– 1 deg C

AMPS Ch383 LC/Zoom Scan (7x7x7)/Cube 0: Measurement grid: dx=5mm, dy=5mm, dz=5mm

Reference Value = 24.5 V/m; Power Drift = -0.1 dB
Peak SAR (extrapolated) = 0.847 W/kg
SAR(1 g) = 0.672 mW/g; SAR(10 g) = 0.496 mW/g
Info: Interpolated medium parameters used for SAR evaluation!
Maximum value of SAR (measured) = 0.715 mW/g

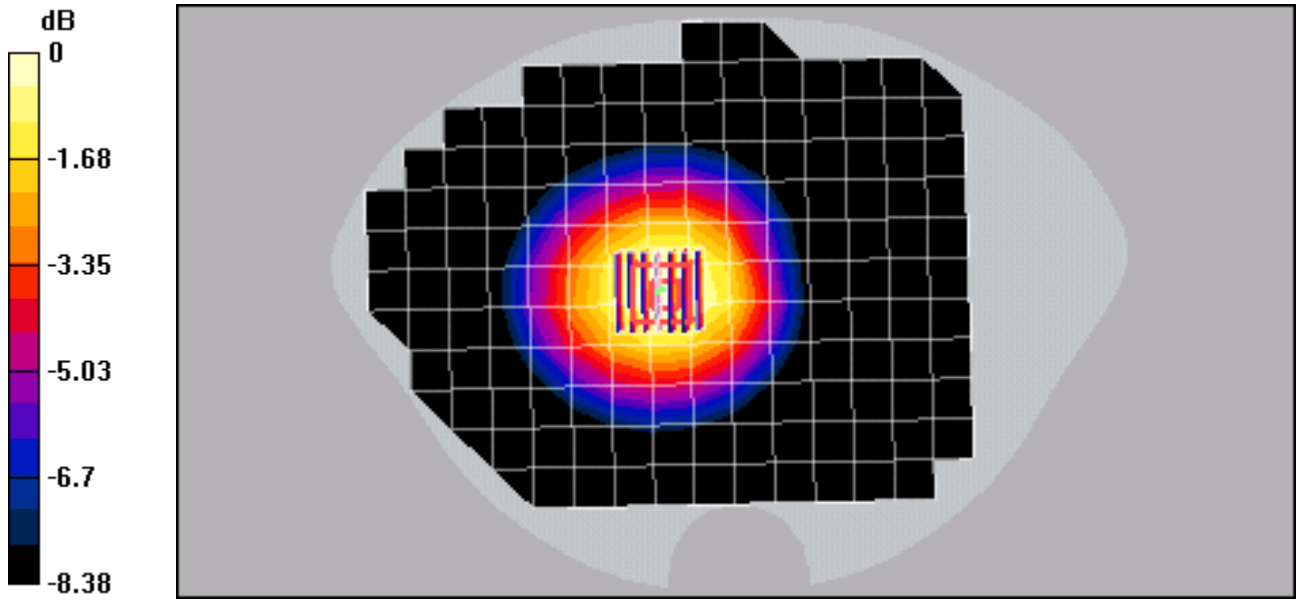

0 dB = 0.715mW/g

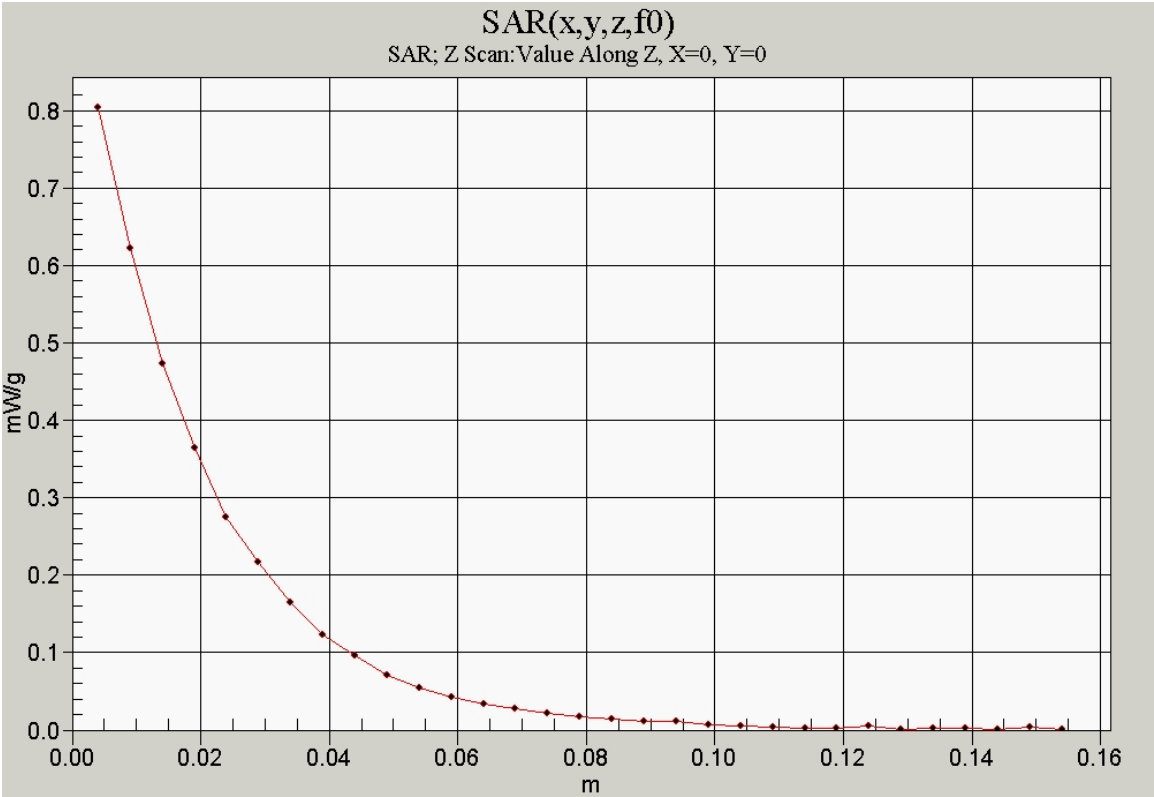
SAR(x,y,z,f0)
SAR; Z Scan:Value Along Z, X=0, Y=0
mW/g
0.0
0.1
0.2
0.3
0.4
0.5
0.6
0.7
0.8
0.00
0.02
0.04
0.06
0.08
0.10
0.12
0.14
0.16
m

Test Laboratory: Kyocera

KX13 #6SXC CDMA-800 ch383 Flat with 25mm Air Space

Communication System: CDMA-800, Frequency: 836.49 MHz, Duty Cycle: 1:1
Medium: M900,Medium parameters used (interpolated): f = 836.49 MHz; σ = 0.928 mho/m; ε_r = 55.2; ρ = 1000 kg/m^3
Phantom: SAM 12,Phantom section: Flat Section

DASY4 Configuration:
Probe: ET3DV6 - SN1713, ConvF(5.98, 5.98, 5.98), Calibrated: 5/19/2005
Sensor-Surface: 4mm (Mechanical And Optical Surface Detection),
Electronics: DAE4 Sn602,Calibrated: 8/27/2004
Measurement SW: DASY4, V4.4 Build 3
Postprocessing SW: SEMCAD, V1.8 Build 130

Temperature:
Room T = 21.8 +/– 1 deg C, Liquid T = 22.0 +/– 1 deg C

CDMA-800 Ch383 LC/Zoom Scan (7x7x7)/Cube 0: Measurement grid: dx=5mm, dy=5mm, dz=5mm

Reference Value = 22.2 V/m; Power Drift = -0.2 dB
Peak SAR (extrapolated) = 0.965 W/kg
SAR(1 g) = 0.771 mW/g; SAR(10 g) = 0.571 mW/g
Info: Interpolated medium parameters used for SAR evaluation!
Maximum value of SAR (measured) = 0.812 mW/g

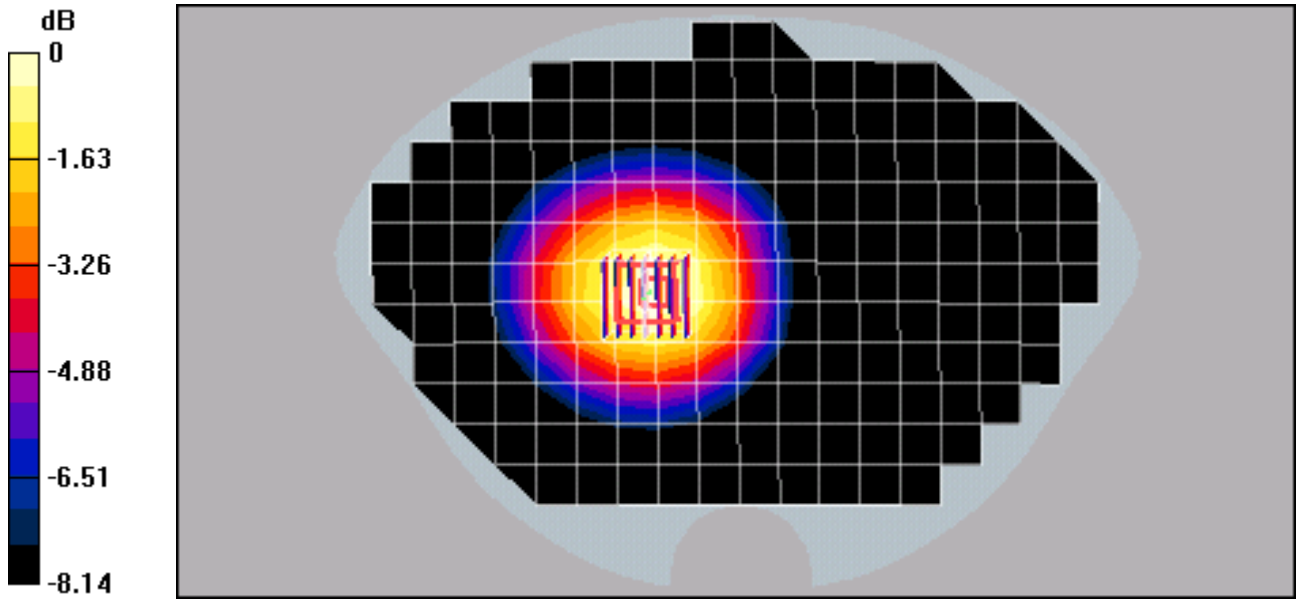

0 dB = 0.812mW/g

Test Laboratory: Kyocera

KX13 #6SXC CDMA-800 ch383 Flat with Belt Clip

Communication System: CDMA-800, Frequency: 836.49 MHz, Duty Cycle: 1:1
Medium: M900,Medium parameters used (interpolated): f = 836.49 MHz; σ = 0.928 mho/m; ε_r = 55.2; ρ = 1000 kg/m^3
Phantom: SAM 12,Phantom section: Flat Section

DASY4 Configuration:
Probe: ET3DV6 - SN1713, ConvF(5.98, 5.98, 5.98), Calibrated: 5/19/2005
Sensor-Surface: 4mm (Mechanical And Optical Surface Detection),
Electronics: DAE4 Sn602,Calibrated: 8/27/2004
Measurement SW: DASY4, V4.4 Build 3
Postprocessing SW: SEMCAD, V1.8 Build 130

Temperature:
Room T = 21.8 +/– 1 deg C, Liquid T = 22.0 +/– 1 deg C

CDMA-800 Ch383 LC/Zoom Scan (7x7x7)/Cube 0: Measurement grid: dx=5mm, dy=5mm, dz=5mm

Reference Value = 23.1 V/m; Power Drift = -0.2 dB
Peak SAR (extrapolated) = 0.977 W/kg
SAR(1 g) = 0.779 mW/g; SAR(10 g) = 0.578 mW/g
Info: Interpolated medium parameters used for SAR evaluation!
Maximum value of SAR (measured) = 0.820 mW/g

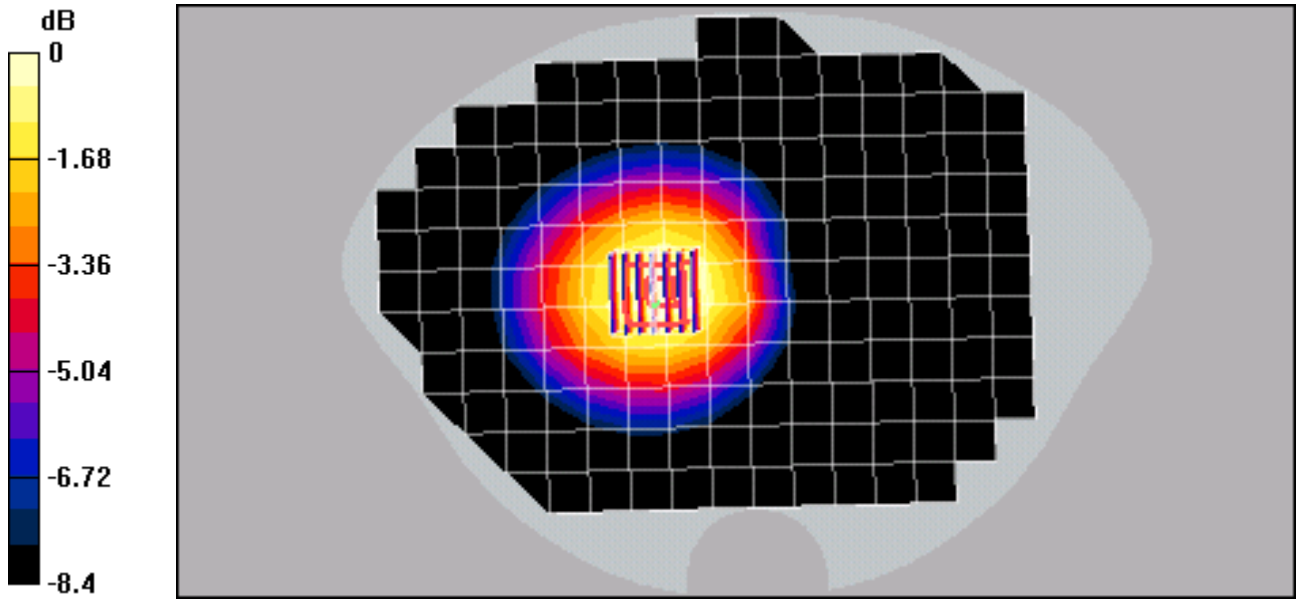

0 dB = 0.820mW/g

Date/Time: 06/07/05 21:45:43

Test Laboratory: Kyocera

KX13 #6SXC CDMA-800 ch383 Flat with Leather Case

Communication System: CDMA-800, Frequency: 836.49 MHz, Duty Cycle: 1:1
Medium: M900,Medium parameters used (interpolated): f = 836.49 MHz; σ = 0.928 mho/m; ε_r = 55.2; ρ = 1000 kg/m^3
Phantom: SAM 12,Phantom section: Flat Section

DASY4 Configuration:
Probe: ET3DV6 - SN1713, ConvF(5.98, 5.98, 5.98), Calibrated: 5/19/2005
Sensor-Surface: 4mm (Mechanical And Optical Surface Detection),
Electronics: DAE4 Sn602,Calibrated: 8/27/2004
Measurement SW: DASY4, V4.4 Build 3
Postprocessing SW: SEMCAD, V1.8 Build 130

Temperature:
Room T = 21.8 +/– 1 deg C, Liquid T = 22.0 +/– 1 deg C

CDMA-800 Ch383 LC/Zoom Scan (7x7x7)/Cube 0: Measurement grid: dx=5mm, dy=5mm, dz=5mm

Reference Value = 24.9 V/m; Power Drift = 0.0 dB
Peak SAR (extrapolated) = 0.820 W/kg
SAR(1 g) = 0.652 mW/g; SAR(10 g) = 0.482 mW/g
Info: Interpolated medium parameters used for SAR evaluation!
Maximum value of SAR (measured) = 0.692 mW/g

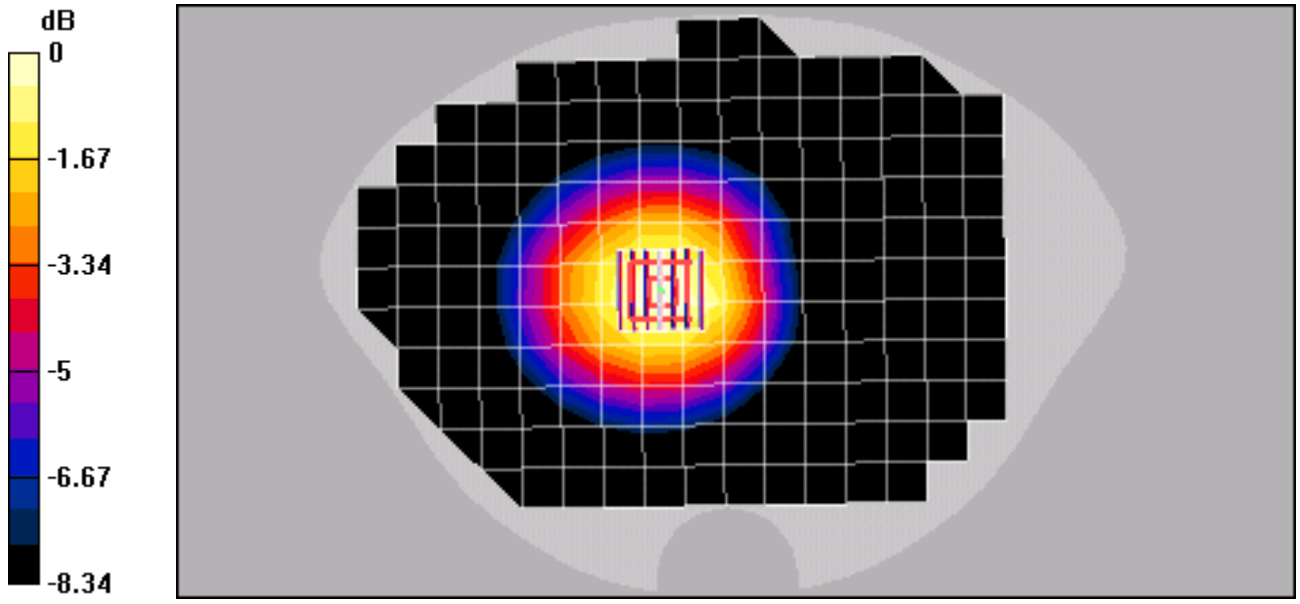

0 dB = 0.692mW/g

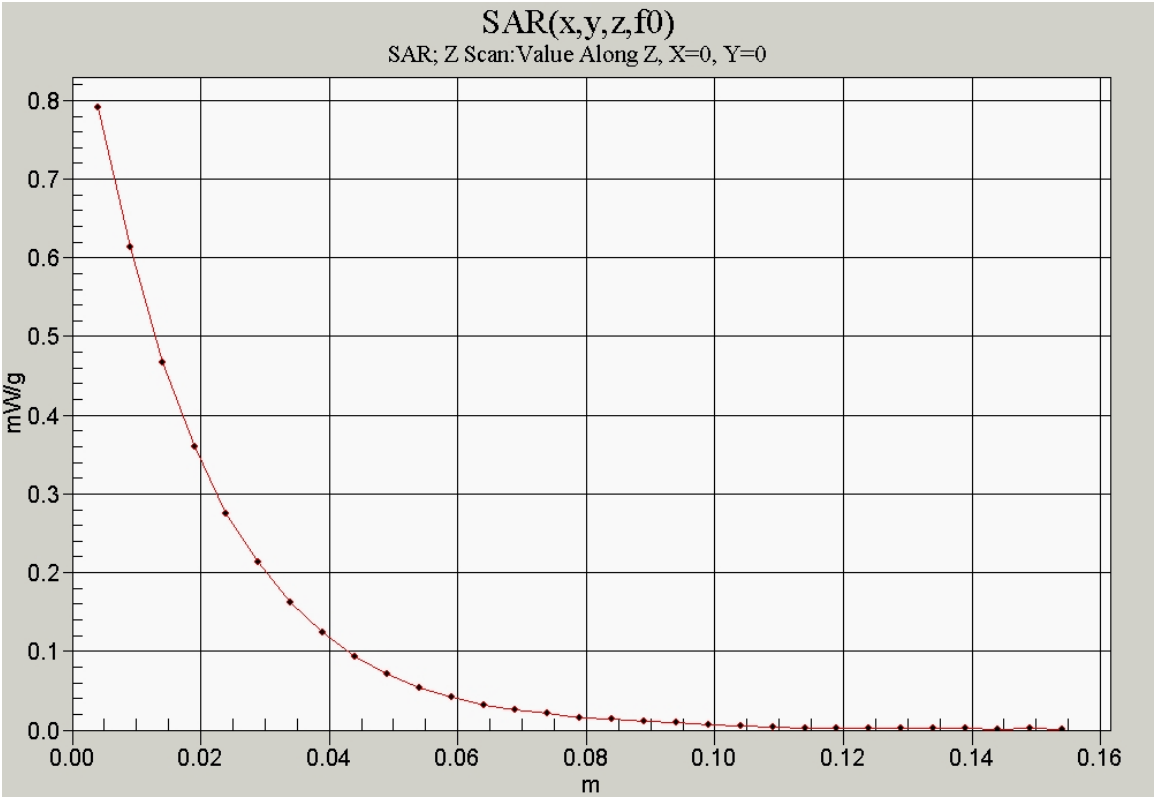
SAR(x,y,z,f0)
SAR; Z Scan:Value Along Z, X=0, Y=0
mW/g
0.0
0.1
0.2
0.3
0.4
0.5
0.6
0.7
0.8
0.00
0.02
0.04
0.06
0.08
0.10
0.12
0.14
0.16
m

Date/Time: 06/09/05 09:12:24

Test Laboratory: Kyocera

KX13 #6SXC PCS ch600 Flat with 25mm Air space

Communication System: CDMA-1900, Frequency: 1880 MHz, Duty Cycle: 1:1
Medium: M1800,Medium parameters used: f = 1880 MHz; σ = 1.47 mho/m; ε_r = 54.5; ρ = 1000 kg/m^3
Phantom: SAM 12,Phantom section: Flat Section

DASY4 Configuration:
Probe: ET3DV6 - SN1713, ConvF(4.62, 4.62, 4.62), Calibrated: 5/19/2005
Sensor-Surface: 4mm (Mechanical And Optical Surface Detection),
Electronics: DAE4 Sn602,Calibrated: 8/27/2004
Measurement SW: DASY4, V4.4 Build 3
Postprocessing SW: SEMCAD, V1.8 Build 130

Temperature:
Room T = 21.8 +/– 1 deg C, Liquid T = 22.0 +/– 1 deg C

PCS Ch600 LC/Zoom Scan (7x7x7)/Cube 0: Measurement grid: dx=5mm, dy=5mm, dz=5mm

Reference Value = 16.7 V/m; Power Drift = -0.1 dB
Peak SAR (extrapolated) = 0.550 W/kg
SAR(1 g) = 0.372 mW/g; SAR(10 g) = 0.234 mW/g
Maximum value of SAR (measured) = 0.405 mW/g

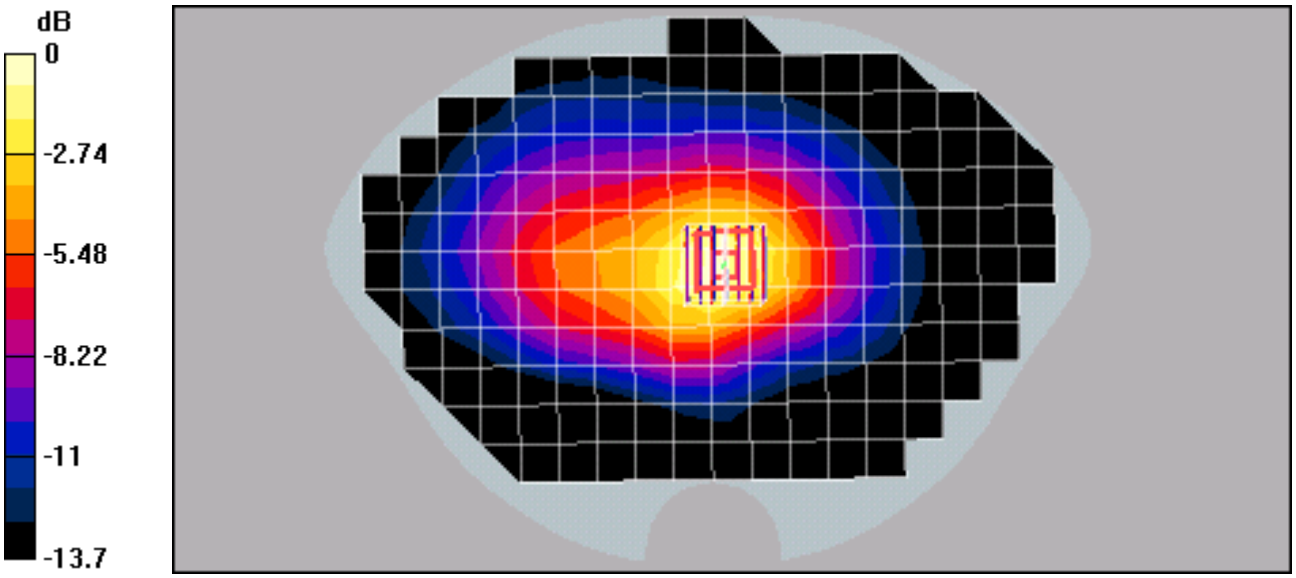

0 dB = 0.405mW/g

Test Laboratory: Kyocera

KX13 #6SXC PCS ch600 with Belt Clip

Communication System: CDMA-1900, Frequency: 1880 MHz, Duty Cycle: 1:1
Medium: M1800,Medium parameters used: f = 1880 MHz; σ = 1.47 mho/m; ε_r = 54.5; ρ = 1000 kg/m^3
Phantom: SAM 12,Phantom section: Flat Section

DASY4 Configuration:
Probe: ET3DV6 - SN1713, ConvF(4.62, 4.62, 4.62), Calibrated: 5/19/2005
Sensor-Surface: 4mm (Mechanical And Optical Surface Detection),
Electronics: DAE4 Sn602,Calibrated: 8/27/2004
Measurement SW: DASY4, V4.4 Build 3
Postprocessing SW: SEMCAD, V1.8 Build 130

Temperature:
Room T = 21.8 +/– 1 deg C, Liquid T = 22.0 +/– 1 deg C

PCS Ch600 Flat/Zoom Scan (7x7x7)/Cube 0: Measurement grid: dx=5mm, dy=5mm, dz=5mm

Reference Value = 17.6 V/m; Power Drift = -0.2 dB
Peak SAR (extrapolated) = 0.602 W/kg
SAR(1 g) = 0.402 mW/g; SAR(10 g) = 0.253 mW/g
Maximum value of SAR (measured) = 0.437 mW/g

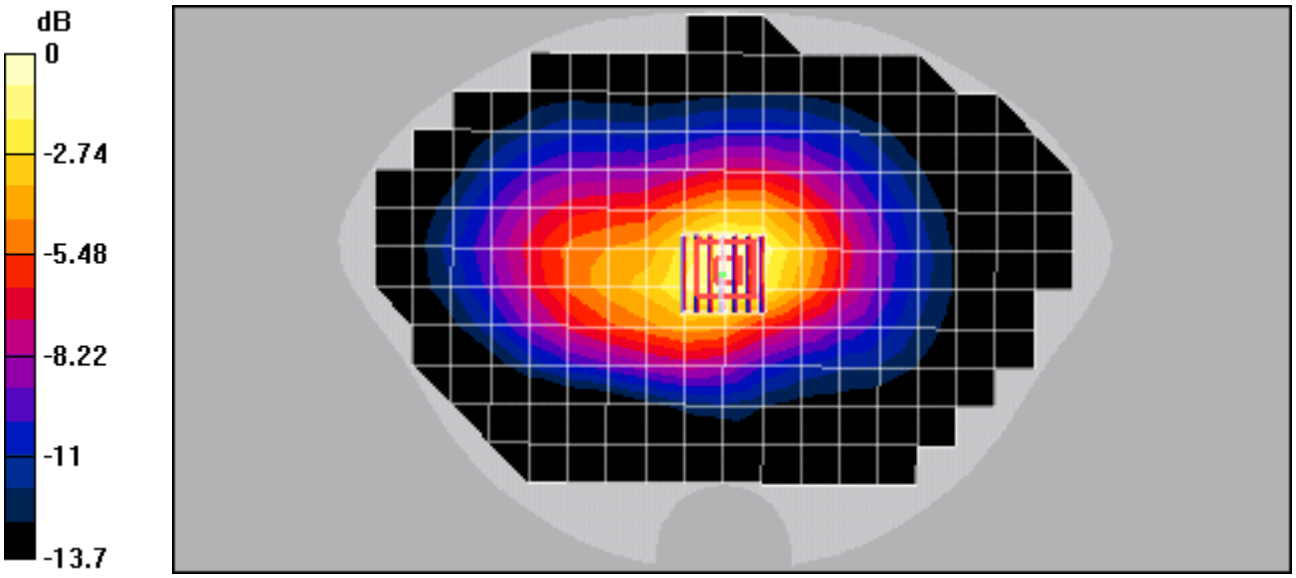

0 dB = 0.437mW/g

Test Laboratory: Kyocera

KX13 #6SXC PCS ch600 Flat with Leather Case

Communication System: CDMA-1900, Frequency: 1880 MHz, Duty Cycle: 1:1
Medium: M1800,Medium parameters used: f = 1880 MHz; σ = 1.47 mho/m; ε_r = 54.5; ρ = 1000 kg/m^3
Phantom: SAM 12,Phantom section: Flat Section

DASY4 Configuration:
Probe: ET3DV6 - SN1713, ConvF(4.62, 4.62, 4.62), Calibrated: 5/19/2005
Sensor-Surface: 4mm (Mechanical And Optical Surface Detection),
Electronics: DAE4 Sn602,Calibrated: 8/27/2004
Measurement SW: DASY4, V4.4 Build 3
Postprocessing SW: SEMCAD, V1.8 Build 130

Temperature:
Room T = 21.8 +/– 1 deg C, Liquid T = 22.0 +/– 1 deg C

PCS Ch600 LC/Zoom Scan (7x7x7)/Cube 0: Measurement grid: dx=5mm, dy=5mm, dz=5mm

Reference Value = 15.9 V/m; Power Drift = -0.1 dB
Peak SAR (extrapolated) = 0.526 W/kg
SAR(1 g) = 0.356 mW/g; SAR(10 g) = 0.225 mW/g
Maximum value of SAR (measured) = 0.385 mW/g

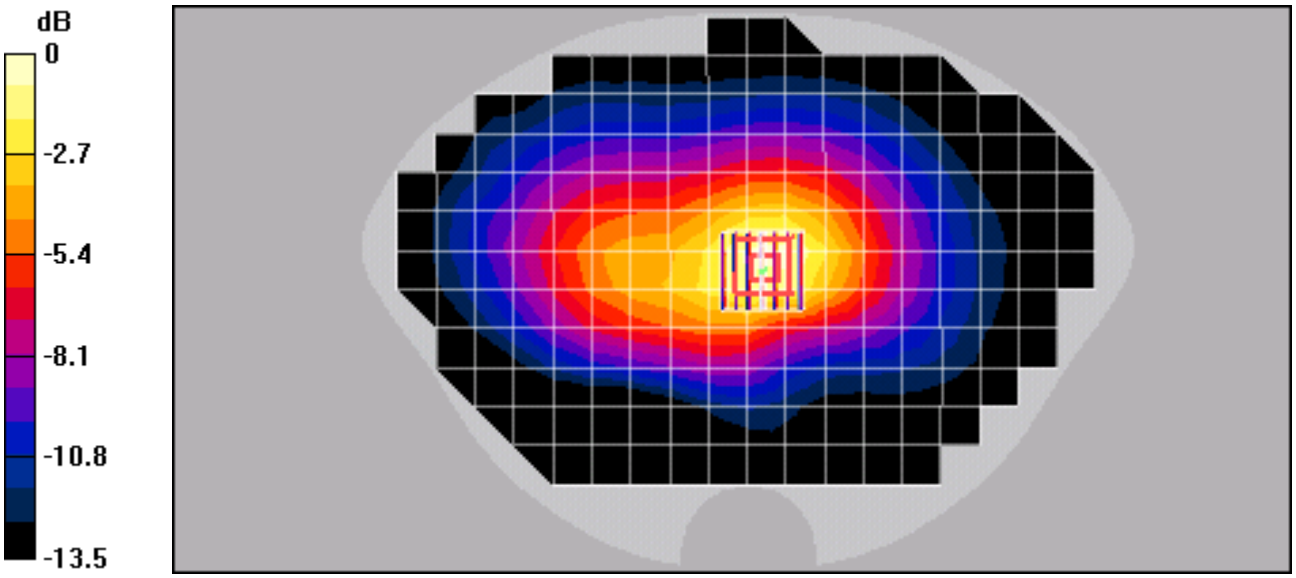

0 dB = 0.385mW/g

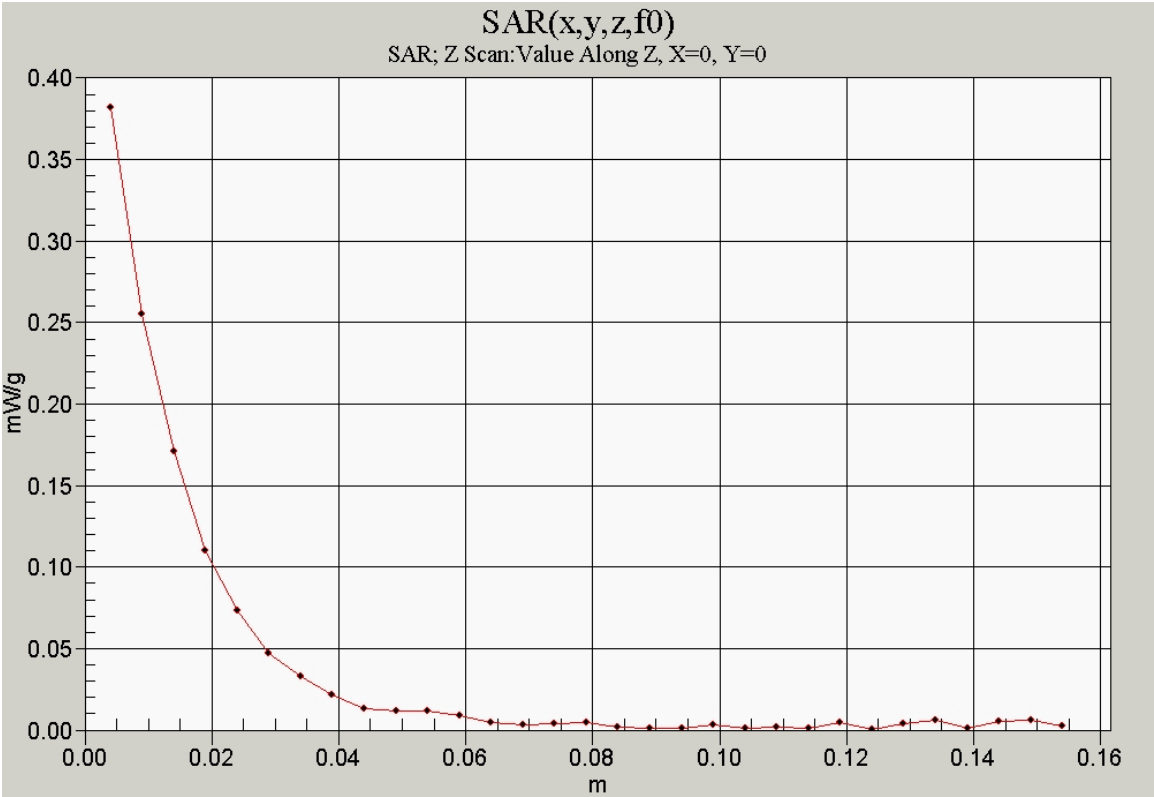
SAR(x,y,z,f0)
SAR; Z Scan:Value Along Z, X=0, Y=0
mW/g
0.40
0.35
0.30
0.25
0.20
0.15
0.10
0.05
0.00
0.00
0.02
0.04
0.06
0.08
0.10
0.12
0.14
0.16
m