This test report cancels and replaces RE-EVE-24D574-8A Ed.0

Test report issued under the responsibility of:

EMITECH MONTPELLIER laboratory

US-EU MRA Designation Number: FR0006 Registration Number: 954701

Canadian CAB Identifier: FR0003 Registration Number: 4379C

RF EXPOSURE TEST REPORT

KDB 447498 D01 V06

RSS-102 - Issue 6, December 2023

Company ..... :	**STID**
Address..... :	20 PA DES PRADEAUX 13850 GREASQUE FRANCE
Test item description. ..... :	**RFID radio module included in UHF RFID middle range reader**
Trade Mark. ..... :	Spectre Nano Access
Manufacturer..... :	STID
Model/Type reference..... :	MUF / MUF included in SNA-W5X
Relevant product family ..... :	Hosts : *SNA-W5X and SNA-R5X*
FCC ID..... :	OVNMUF
IC. ..... :	10520A-MUF
Ratings..... :	9 VDC to 36 VDC
Testing Laboratory ..... :	**EMITECH MONTPELLIER laboratory**
Address..... :	145 rue de Massacan 34740 VENDARGUES FRANCE
Report Reference No..... :	**RE-EVE-24D574-8A**
Test procedure. ..... :	FCC IC Certification
Diffusion..... :	Mr BOALLAL
Applicant's name. ..... :	STID
Date of issue..... :	July 31, 2026
Total number of pages..... :	12
Revision. ..... :	1
Compiled by..... :	Morgan PATEY
Approved by (+ signature). ..... :	Olivier HEYER (Deputy Laboratory Manager)

Duplication of this test report is only permitted for an integral photographic facsimile. It includes the number of pages referenced here above. This document is the result of testing a specimen or a sample of the product submitted. It does not imply an assessment of the conformity of the whole manufactured products of the tested sample.

REPORT INDEX:

1. GENERAL INFORMATIONS 3
2. REFERENCE DOCUMENT(S) 4
3. EQUIPMENT TECHNICAL DESCRIPTION 5
3.1. TEST CONDITIONS 5
3.2. E.U.T. GENERAL VIEW 6
3.3. E.U.T. INTERNAL VIEW & ELECTRONIC BOARD 6
3.4. E.U.T. BLE MODULE 7
3.5. E.U.T. MECHANICAL AND ELECTRICAL DESIGN 7
3.6. E.U.T. INPUT/OUTPUT PORTS 8
3.7. SUPPORTING EQUIPMENT USED DURING TEST 9
3.8. EUT RADIO SPECIFICATIONS 10
4. RF EXPOSURE 11
4.1. RFID UHF 11
4.2. BLE 12
4.3. CONCLUSION 12

REVISION HISTORY:

Revision	Date	Modified pages	Modifications
0	April 10, 2026	/	Creation
1	July 31, 2026	1	Addition of host devices from the product family (Relevant product family)

1. GENERAL INFORMATIONS

This document submits the results of Radio tests performed on the equipment **HF RFID middle range reader SNA-W5X** (denominated hereafter E.U.T.: equipment under test) according to document(s) listed in §2 of this test report.

TESTING PROCEDURE AND TESTING LOCATION:	
Testing Location ..... :	EMITECH MONTPELLIER laboratory
Address. ..... :	145 rue de Massacan 34740 VENDARGUES FRANCE
Test procedure. ..... :	FCC IC Certification
Tested by ..... :	Morgan PATEY
Test supervisor ..... :	None
Date of receipt of test item ..... :	N/A
Date (s) of performance of tests ..... :	From April the 6th of 2025 to January the 26th of 2026

APPLICANT'S GENERAL INFORMATIONS:	
Company name ..... :	STID
Company address. ..... :	20 PARC D'ACTIVITES DES PRADEAUX 13850 GREASQUE FRANCE
Person(s) present during the tests. ..... :	No representative for company attended the tests.
Responsible. ..... :	Mr BOALLAL

GENERAL REMARKS:

The information in italics is declared by the manufacturer and is under his responsibility
The test results presented in this report relate only to the object tested.
The results contained in this report reflect the results for this particular model and serial number. It is the responsibility of the manufacturer to ensure that all production models meet the intent of the requirements detailed within this report.

"(see Enclosure #)" refers to additional information appended to the report.
"(see appended table)" refers to a table appended to the report.
Throughout this report the decimal separator is point.

POSSIBLE TEST CASE VERDICTS:	
Test case does not apply to the test object. . :	N/A
Test case not performed ..... :	N/P
Test object does meet the requirement. ..... :	P (Pass)
Test object does not meet the requirement. . :	F (Fail)

DEFINITIONS AND ABBREVIATIONS:

E.U.T.	Equipment Under Test	AE	Ancillary Equipment	Pk	Peak detector
RBW	Resolution BandWidth	VBW	Video BandWidth	QP	Quasi-peak detector
FSOATS	Free Space Open Area Test Site	FAR	Full Anechoic Room	Av	Average detector
VP	Vertical Polarization	HP	Horizontal Polarization	RMS	Root Mean Square
RF	Radio Frequency	N.T.R	Nothing To Report	N/C	Not Communicated
SAC	Semi Anechoic Chamber				

2. REFERENCE DOCUMENT(S)

NORMATIVE REFERENCES:
The following referenced documents are necessary for the application of the present test report. **FCC 47 CFR PART 15** Code of federal regulations – Title 47 telecommunication Part 15- Radio frequency devices **KDB 447498 D01 v06** RF exposure procedures and equipment authorization policies for mobile and portable devices. **RSS-102 - Issue 6, December 2023** Radio Frequency (RF) Exposure Compliance of Radiocommunication Apparatus (All Frequency Bands) **RR-EVE-24D574-5A and RR-EVE-24D574-7A** Radio Test Report Emitech. Although the product standard uses obsolete technical standards, the latest versions of standards achievable by the laboratory will be used for testing.
INFORMATIVE REFERENCES:
The following referenced documents are not necessary for the application of the present test report but they assist the user with regard to a particular subject area.

3. EQUIPMENT TECHNICAL DESCRIPTION

3.1. Test Conditions

Test item description. ..... :	RFID radio module included in UHF RFID middle range reader
Model/Type reference..... :	MUF / MUF included in SNA-W5X
Trade Mark. ..... :	Spectre Nano Access
Serial number (S/N)..... :	Not communicated
Part number (P/N). ..... :	Not communicated
Software version..... :	*Not communicated*
Firmware version..... :	*SA281A01*
Type of sample..... :	Pre-serial
Function(s)..... :	UHF RFID reader
Manufacturer name. ..... :	STID
Address. ..... :	20 PARC D'ACTIVITES DES PRADEAUX 13850 GREASQUE FRANCE

General product information:

N/A

3.2. E.U.T. General view

3.3. E.U.T. Internal view & Electronic board



3.4. E.U.T. BLE module



3.5. E.U.T. Mechanical and Electrical Design

Power supply. ..... :	*12 VDC*
Power supply range..... :	*9 VDC to 36 VDC*
Power type..... :	*DC*
Power (W)..... :	*Not communicated*
Nominal current (A). ..... :	*0.45*
Dimensions (L x W x H) (m). ..... :	*0.230 x 0.183 x 0.035*
Weight (kg). ..... :	*<1.5kg*
Temperature range (°C). ..... :	*-25 to +60*
Ground bounding strap..... :	*No*

Comments:

N/A

3.6. E.U.T. Input/Output ports

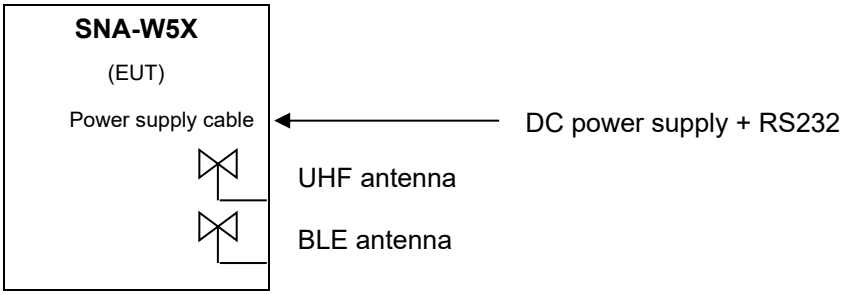

PORT	NAME	TYPE	LENGTH	CABLE TYPE	COMMENTS
0	Main frame	N/E	N/A	Metallic	N/A
1	DC power supply + RS232	DC	> 3m	Shielded	12 VDC + RS232
2	UHF antenna	RF	N/A	N/A	868 MHz
3	BLE antenna	RF	N/A	N/A	2.4 GHz

AC/DC :	AC/DC Converter port	AC .....:	Alternative current port	DC ..... :	Direct current port
I/O .....:	Input or Output port	TP.....:	Telecommunication port	RF..... :	Radio frequency port
N/E .....:	Non Electrical port				

3.7. Supporting Equipment Used During Test

Sample subject to the tests was tested with following equipment.

Product Type	Manufacturer	Model	N°Emitech / Comments
Laptop	XPS	Not communicated	Used to set EUT operation modes through RS232
AC/DC block	MEAN WELL	GE40I12-P1J	Used as EUT's power supply for AC main conducted measurement

Laptop (AE)

AC/DC block (AE)

3.8. EUT Radio Specifications

a) General Informations
According to manufacturer's declarations : EUT type..... : *Transceiver* Technology ..... : *RFID UHF + BLE* Environmental profile..... : *Data transmissions* Temperature range..... : *-25°C to +60°C* Antenna type ..... : *Integrated* Antenna Gain..... : *1.70 (RFID UHF)* **Comments:** *EUT includes a BLE RF module already certified, see appropriates tests report for full testing results.* ***FCC ID:*** *2AAQS-ISP130301* ***IC:*** *2AAQS-ISP130301*

b) Transmitter Parameters (Tx)
Frequency bands..... : *BLE:* *2400 MHz to 2483.5 MHz* *RFID UHF:* *902 MHz to 928 MHz* RF Power..... : *BLE:* *< 10dBm* *RFID UHF:* *30 dBm (1 W)* Number of channels / Separation..... : *BLE:* *40 channels / 2 MHz* *RFID UHF:* *50 / 500 kHz* Modulation type ..... : *BLE:* *GFSK.* *RFID UHF:* *AM* Duty cycle ..... : *Not communicated* Tested frequency..... : *BLE:* *2402 MHz (Low channel)* *2426 MHz (Mid channel)* *2480 MHz (High channel)* *RFID UHF:* *902.75 MHz (low channel) to 927.25 MHz (high channel)*

c) Receiver Parameters (Rx)
Frequency bands..... : *BLE:* *2400 MHz to 2483.5 MHz* *RFID UHF:* *902 MHz to 928 MHz*

4. RF EXPOSURE

4.1. RFID UHF

Maximum EIRP = 28.50 dBm (708 mW) at 927.25 MHz (see Radio and Antenna Gain Pattern test reports referenced in §2).
Then maximum ERP = 432 mW

For USA

In accordance with KDB 447498 D04 Appendix B.3 and FCC Part 2.1091:

$$ERP_{20cm}(mW) = \begin{cases} 2040f \ for\ 0.3GHz \leq f < 1.5GHz \\ 3060 \quad for\ 1.5GHz \leq f \leq 6GHz \end{cases}$$

Thanks to test report in §2 of this document :

Configuration	Frequency (MHz)	Max EIRP (dBm)	Max ERP (W)	Limit (W)
RFID Tx max	927.25	28.50	0.43	1.85

It is then not necessary to carry out other specific measures to assess human exposure to radiofrequencies when the product is used more than **20 cm** from the human body.

For Canada

In accordance with RSS-102, Issue 6, Section 6.6., the maximum EIRP must be lower than
$1{,}31 \times 10^{-2}\ f^{\ 0{,}6834}$

Thanks to test report in §2 of this document :

Configuration	Frequency (MHz)	Max EIRP (dBm)	Max EIRP (W)	Limit (W)
RFID Tx max	927.25	28.50	0.71	1.40

It is then not necessary to carry out measures to assess human exposure to radiofrequencies when the product is used more than **20 cm** from the human body.

4.2. BLE

Maximum EIRP = -12.71 dBm (0.05 mW) at 2402 MHz (see Radio test report referenced in §2)
Then maximum ERP = 0.03 mW

For USA

In accordance with KDB 447498 D04 Appendix B.3 and FCC Part 2.1091:

$$ERP_{20cm}(mW) = \begin{cases} 2040f \ for\ 0.3GHz \leq f < 1.5GHz \\ 3060 \quad for\ 1.5GHz \leq f \leq 6GHz \end{cases}$$

Thanks to test report in §2 of this document :

Configuration	Frequency (MHz)	Max EIRP (dBm)	Max ERP (W)	Limit (W)
BLE Tx max	2402.00	-12.71	0.00	3.06

It is then not necessary to carry out other specific measures to assess human exposure to radiofrequencies when the product is used more than **20 cm** from the human body.

For Canada

In accordance with RSS-102, Issue 6, Section 6.6., the maximum EIRP must be lower than
$1{,}31 \times 10^{-2}\ f^{\ 0{,}6834}$

Thanks to test report in §2 of this document :

Configuration	Frequency (MHz)	Max EIRP (dBm)	Max EIRP (W)	Limit (W)
BLE Tx max	2402.00	-12.71	0.00	2.68

It is then not necessary to carry out measures to assess human exposure to radiofrequencies when the product is used more than **20 cm** from the human body.

4.3. Conclusion

It is then not necessary to carry out measures to assess human exposure to radiofrequencies when the product is used more than **20 cm** from the human body.

End of report