# M/A-COM PRS INC. FCC ID: OWDTR-0018-E

Small Planar Phantom; Planar Section; Position: (90°,0°)
Probe: ET3DV6 - SN1387; ConvF(6.60,6.60,6.60); Crest factor: 1.0
835 MHz Brain: $\sigma$ = 0.92 mho/m $\varepsilon_r$ = 41.3 $\rho$ = 1.00 g/cm$^3$
Coarse: Dx = 20.0, Dy = 20.0, Dz = 10.0
Cube 5x5x7; Powerdrift: -0.22 dB
SAR (1g): 1.58 mW/g, SAR (10g): 1.09 mW/g

Face-Held SAR with Speaker-Microphone Antenna Version Plus (KRY1011617/84R1A, KRY1011617/184R1A)
2.5cm Separation Distance from Planar Phantom
J7100(PI) Portable FM PTT Radio Transceiver
Flexible Gain Antenna (KRE1011506/1)
NiMH Battery (BKB191210/4)
Continuous Wave Mode
High Band High Channel [868.9875 MHz]
Conducted Power: 3.18 Watts
Ambient Temp: 21.6°C; Fluid Temp: 22.0°C
Date Tested: October 25, 2002

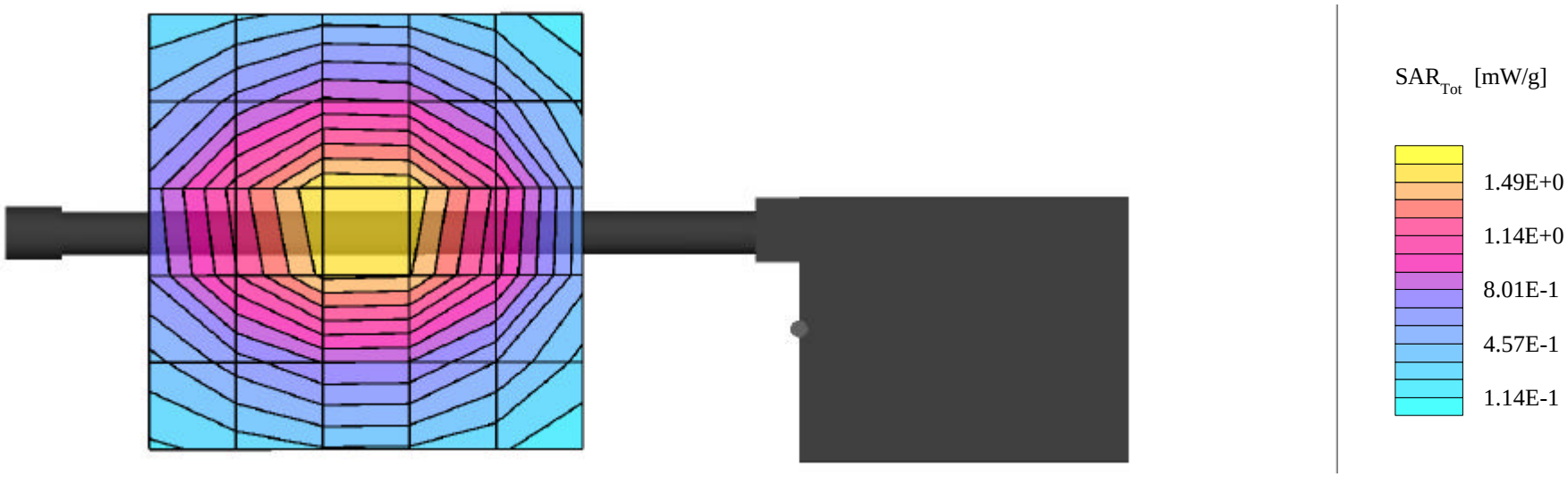

# M/A-COM PRS INC. FCC ID: OWDTR-0018-E

Small Planar Phantom; Planar Section; Position: (90°,0°)
Probe: ET3DV6 - SN1387; ConvF(6.60,6.60,6.60); Crest factor: 1.0
835 MHz Brain: $\sigma$ = 0.92 mho/m $\varepsilon_r$ = 41.3 $\rho$ = 1.00 g/cm$^3$
Coarse: Dx = 20.0, Dy = 20.0, Dz = 10.0
Cube 5x5x7; Powerdrift: -0.20 dB
SAR (1g): 3.02 mW/g, SAR (10g): 2.11 mW/g

Face-Held SAR with Speaker-Microphone Antenna Version Plus (KRY1011617/84R1A, KRY1011617/184R1A)
2.5cm Separation Distance from Planar Phantom
J7100(PI) Portable FM PTT Radio Transceiver
Whip Antenna (KRE1011223/1)
NiMH Battery (BKB191210/4)
Continuous Wave Mode
Low Band Mid Channel [815.5000 MHz]
Conducted Power: 3.35 Watts
Ambient Temp: 21.6°C; Fluid Temp: 22.0°C
Date Tested: October 25, 2002

**This large area scan is intended to show the peak SAR location relative to the device**

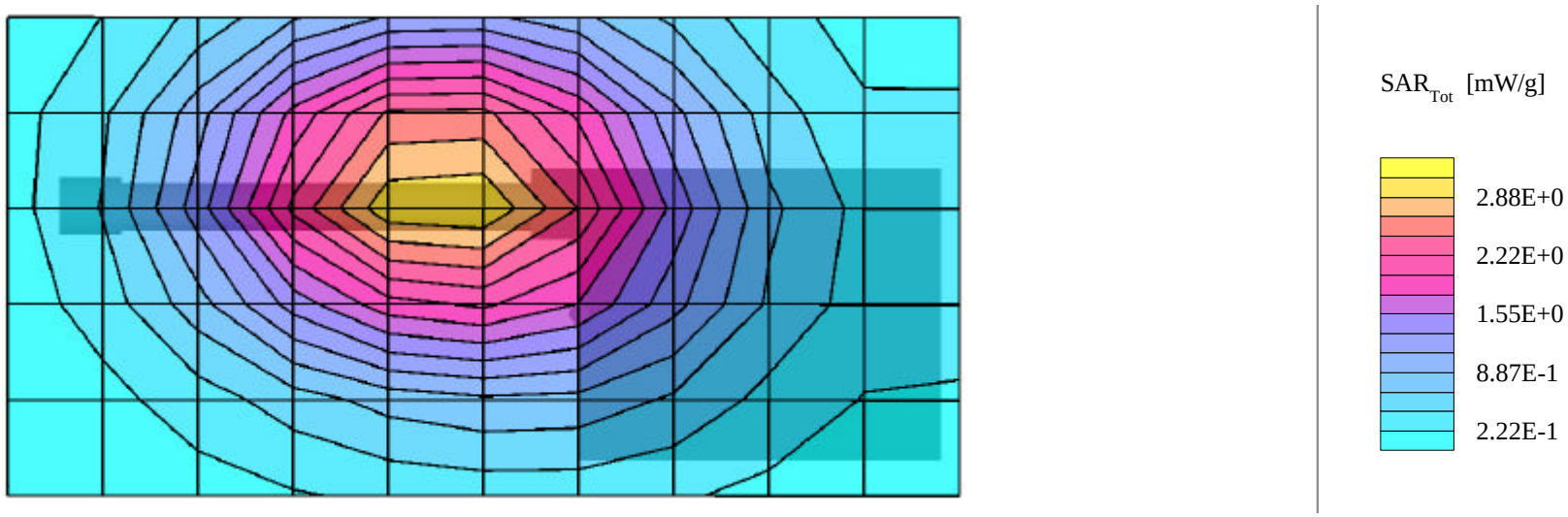

# M/A-COM PRS INC. FCC ID: OWDTR-0018-E

Small Planar Phantom; Planar Section; Position: (90°,0°)
Probe: ET3DV6 - SN1387; ConvF(6.60,6.60,6.60); Crest factor: 1.0
835 MHz Brain: $\sigma$ = 0.92 mho/m $\varepsilon_r$ = 41.3 $\rho$ = 1.00 g/cm$^3$
Coarse: Dx = 20.0, Dy = 20.0, Dz = 10.0
Cube 5x5x7; Powerdrift: -0.21 dB
SAR (1g): 2.70 mW/g, SAR (10g): 1.86 mW/g

Face-Held SAR with Speaker-Microphone Antenna Version Plus (KRY1011617/84R1A, KRY1011617/184R1A)
2.5cm Separation Distance from Planar Phantom
J7100(PI) Portable FM PTT Radio Transceiver
Whip Antenna (KRE1011223/1)
NiMH Battery (BKB191210/4)
Continuous Wave Mode
High Band Mid Channel [863.0000 MHz]
Conducted Power: 3.18 Watts
Ambient Temp: 21.6°C; Fluid Temp: 22.0°C
Date Tested: October 25, 2002

**This large area scan is intended to show the peak SAR location relative to the device**

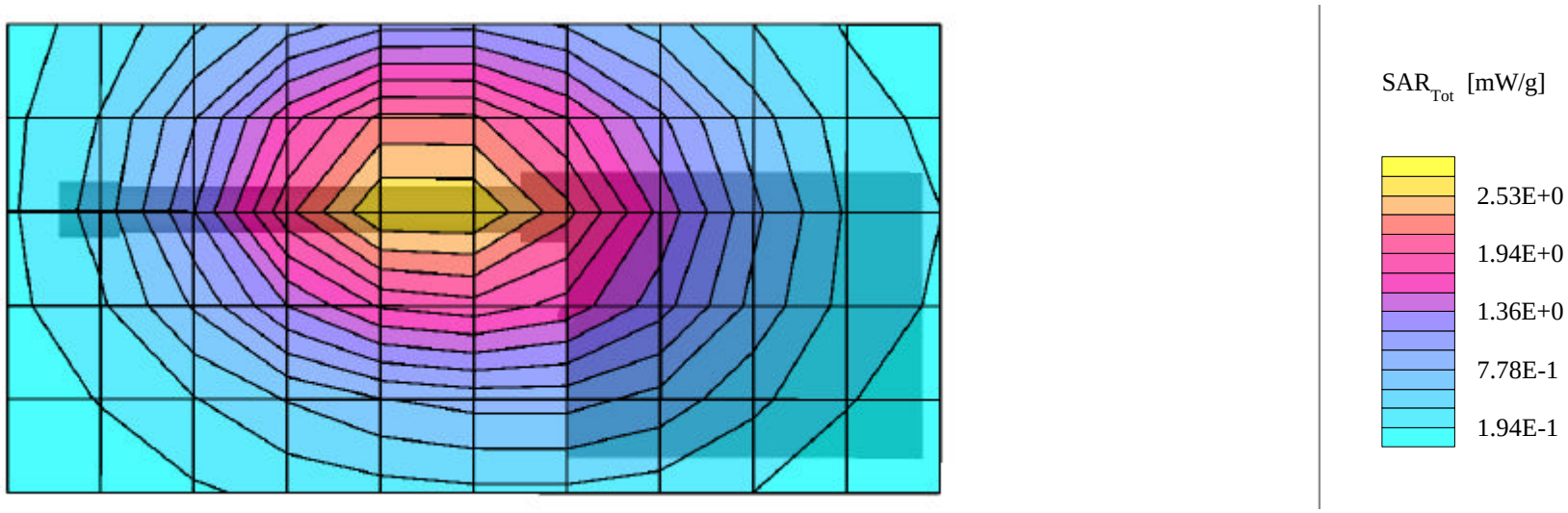

# M/A-COM PRS INC. FCC ID: OWDTR-0018-E

Small Planar Phantom; Planar Section; Position: (90°,0°)
Probe: ET3DV6 - SN1387; ConvF(6.60,6.60,6.60); Crest factor: 1.0
835 MHz Brain: $\sigma$ = 0.92 mho/m $\varepsilon_r$ = 41.3 $\rho$ = 1.00 g/cm$^3$
Coarse: Dx = 20.0, Dy = 20.0, Dz = 10.0
Cube 5x5x7; Powerdrift: -0.18 dB
SAR (1g): 3.02 mW/g, SAR (10g): 2.11 mW/g

Face-Held SAR with Speaker-Microphone Antenna Version Plus (KRY1011617/84R1A, KRY1011617/184R1A)
2.5cm Separation Distance from Planar Phantom
J7100(PI) Portable FM PTT Radio Transceiver
Whip Antenna (KRE1011223/1)
NiCd Battery (BKB191210/3)
Continuous Wave Mode
Low Band Mid Channel [815.5000 MHz]
Conducted Power: 3.35 Watts
Ambient Temp: 21.6°C; Fluid Temp: 22.0°C
Date Tested: October 25, 2002

**This large area scan is intended to show the peak SAR location relative to the device**

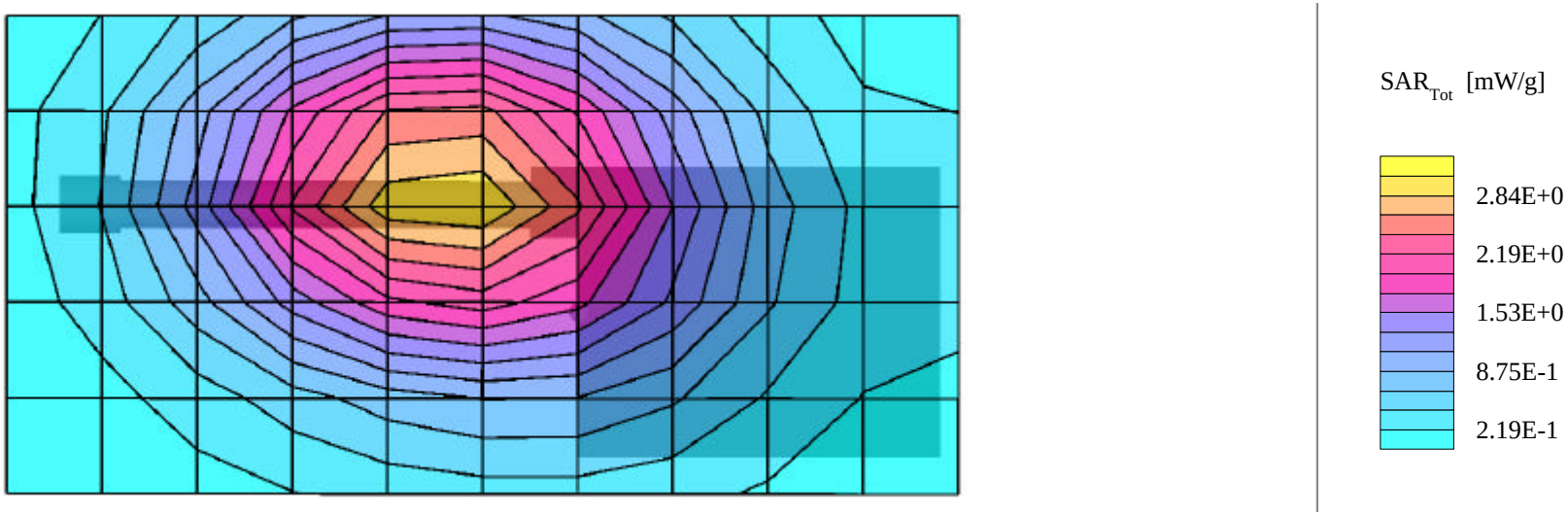

# M/A-COM PRS INC. FCC ID: OWDTR-0018-E

Small Planar Phantom; Planar Section; Position: (90°,0°)
Probe: ET3DV6 - SN1387; ConvF(6.60,6.60,6.60); Crest factor: 1.0
835 MHz Brain: $\sigma$ = 0.92 mho/m $\varepsilon_r$ = 41.3 $\rho$ = 1.00 g/cm$^3$
Coarse: Dx = 20.0, Dy = 20.0, Dz = 10.0
Cube 5x5x7; Powerdrift: -0.21 dB
SAR (1g): 2.31 mW/g, SAR (10g): 1.60 mW/g

Face-Held SAR with Speaker-Microphone Antenna Version Plus (KRY1011617/84R1A, KRY1011617/184R1A)
2.5cm Separation Distance from Planar Phantom
J7100(PI) Portable FM PTT Radio Transceiver
Whip Antenna (KRE1011223/1)
NiCd Battery (BKB191210/3)
Continuous Wave Mode
High Band Mid Channel [863.0000 MHz]
Conducted Power: 3.18 Watts
Ambient Temp: 21.6°C; Fluid Temp: 22.0°C
Date Tested: October 25, 2002

**This large area scan is intended to show the peak SAR location relative to the device**

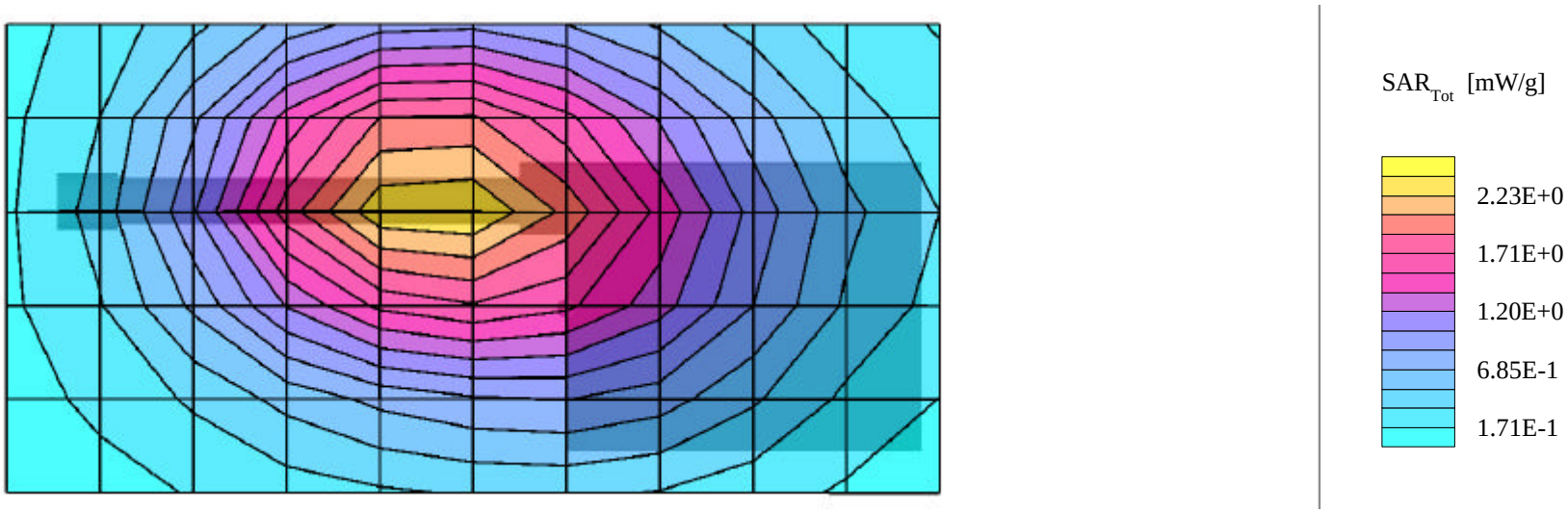

# M/A-COM PRS INC. FCC ID: OWDTR-0018-E

Small Planar Phantom; Planar Section; Position: (90°,0°)
Probe: ET3DV6 - SN1387; ConvF(6.60,6.60,6.60); Crest factor: 1.0
835 MHz Brain: $\sigma$ = 0.92 mho/m $\varepsilon_r$ = 41.3 $\rho$ = 1.00 g/cm$^3$
Coarse: Dx = 20.0, Dy = 20.0, Dz = 10.0
Cube 5x5x7; Powerdrift: -0.22 dB
SAR (1g): 3.42 mW/g, SAR (10g): 2.41 mW/g

Face-Held SAR with Speaker-Microphone Antenna Version Plus (KRY1011617/84R1A, KRY1011617/184R1A)
2.5cm Separation Distance from Planar Phantom
J7100(PI) Portable FM PTT Radio Transceiver
Whip Antenna (KRE1011223/1)
NiCd Battery (BKB191210/3)
Continuous Wave Mode
Low Band Low Channel [806.0125 MHz]
Conducted Power: 3.38 Watts
Ambient Temp: 21.6°C; Fluid Temp: 22.0°C
Date Tested: October 25, 2002



# M/A-COM PRS INC. FCC ID: OWDTR-0018-E

Small Planar Phantom;  Planar Section
Probe: ET3DV6 - SN1387; ConvF(6.60,6.60,6.60); Crest factor: 1.0
835 MHz Brain: $\sigma$ = 0.92 mho/m $\varepsilon_r$ = 41.3 $\rho$ = 1.00 g/cm$^3$

Z-Axis Extrapolation at Peak SAR Location

Face-Held SAR with Speaker-Microphone Antenna Version Plus (KRY1011617/84R1A, KRY1011617/184R1A)
2.5cm Separation Distance from Planar Phantom
J7100(PI) Portable FM PTT Radio Transceiver
Whip Antenna (KRE1011223/1)
NiCd Battery (BKB191210/3)
Continuous Wave Mode
Low Band Low Channel [806.0125 MHz]
Conducted Power: 3.38 Watts
Ambient Temp: 21.6°C; Fluid Temp: 22.0°C
Date Tested: October 25, 2002

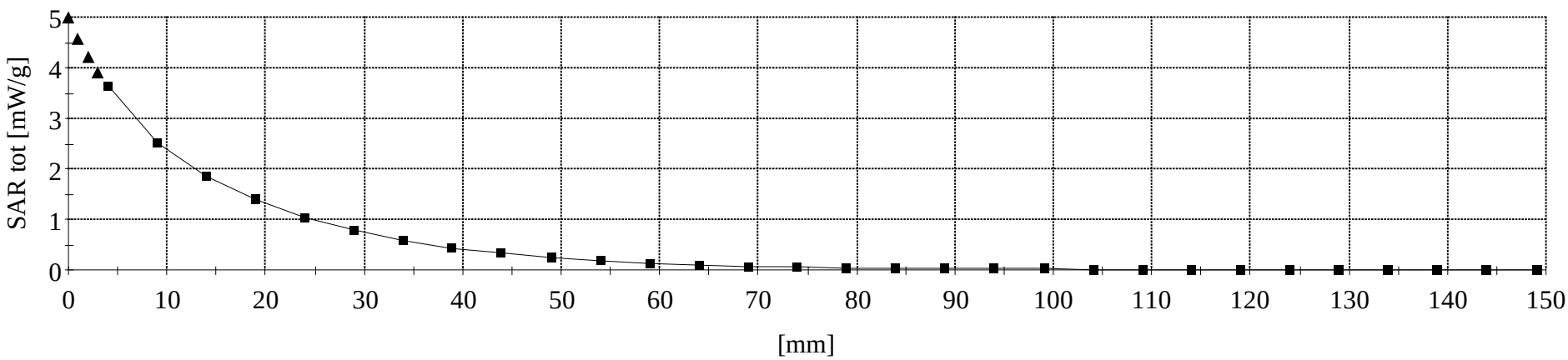

# M/A-COM PRS INC. FCC ID: OWDTR-0018-E

Small Planar Phantom; Planar Section; Position: (90°,0°)
Probe: ET3DV6 - SN1387; ConvF(6.60,6.60,6.60); Crest factor: 1.0
835 MHz Brain: $\sigma$ = 0.92 mho/m $\varepsilon_r$ = 41.3 $\rho$ = 1.00 g/cm$^3$
Coarse: Dx = 20.0, Dy = 20.0, Dz = 10.0
Cube 5x5x7; Powerdrift: -0.22 dB
SAR (1g): 2.14 mW/g, SAR (10g): 1.50 mW/g

Face-Held SAR with Speaker-Microphone Antenna Version Plus (KRY1011617/84R1A, KRY1011617/184R1A)
2.5cm Separation Distance from Planar Phantom
J7100(PI) Portable FM PTT Radio Transceiver
Whip Antenna (KRE1011223/1)
NiCd Battery (BKB191210/3)
Continuous Wave Mode
Low Band High Channel [823.9875 MHz]
Conducted Power: 3.33 Watts
Ambient Temp: 21.6°C; Fluid Temp: 22.0°C
Date Tested: October 25, 2002



# M/A-COM PRS INC. FCC ID: OWDTR-0018-E

Small Planar Phantom; Planar Section; Position: (90°,0°)
Probe: ET3DV6 - SN1387; ConvF(6.60,6.60,6.60); Crest factor: 1.0
835 MHz Brain: $\sigma$ = 0.92 mho/m $\varepsilon_r$ = 41.3 $\rho$ = 1.00 g/cm$^3$
Coarse: Dx = 20.0, Dy = 20.0, Dz = 10.0
Cube 5x5x7; Powerdrift: -0.19 dB
SAR (1g): 2.02 mW/g, SAR (10g): 1.41 mW/g

Face-Held SAR with Speaker-Microphone Antenna Version Plus (KRY1011617/84R1A, KRY1011617/184R1A)
2.5cm Separation Distance from Planar Phantom
J7100(PI) Portable FM PTT Radio Transceiver
Whip Antenna (KRE1011223/1)
NiMH Battery (BKB191210/4)
Continuous Wave Mode
High Band Low Channel [851.0125 MHz]
Conducted Power: 3.22 Watts
Ambient Temp: 21.6°C; Fluid Temp: 22.0°C
Date Tested: October 25, 2002

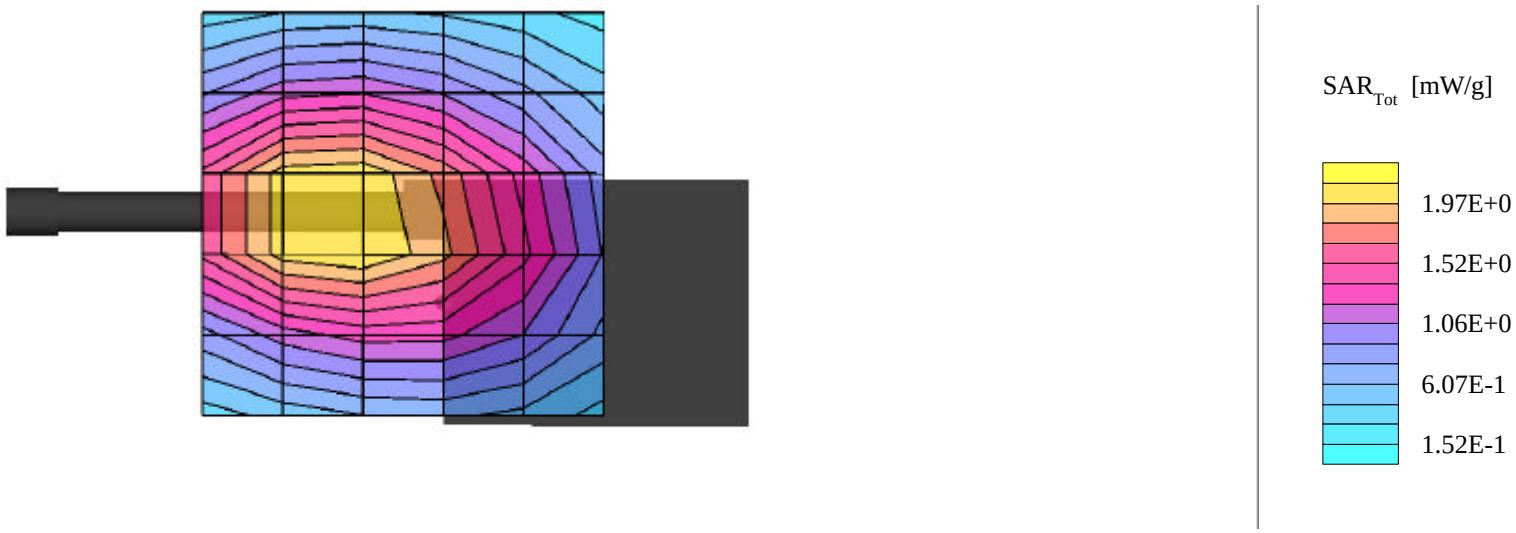

# M/A-COM PRS INC. FCC ID: OWDTR-0018-E

Small Planar Phantom; Planar Section; Position: (90°,0°)
Probe: ET3DV6 - SN1387; ConvF(6.60,6.60,6.60); Crest factor: 1.0
835 MHz Brain: $\sigma$ = 0.92 mho/m $\varepsilon_r$ = 41.3 $\rho$ = 1.00 g/cm$^3$
Coarse: Dx = 20.0, Dy = 20.0, Dz = 10.0
Cube 5x5x7; Powerdrift: -0.21 dB
SAR (1g): 2.60 mW/g, SAR (10g): 1.81 mW/g

Face-Held SAR with Speaker-Microphone Antenna Version Plus (KRY1011617/84R1A, KRY1011617/184R1A)
2.5cm Separation Distance from Planar Phantom
J7100(PI) Portable FM PTT Radio Transceiver
Whip Antenna (KRE1011223/1)
NiMH Battery (BKB191210/4)
Continuous Wave Mode
High Band High Channel [868.9875 MHz]
Conducted Power: 3.18 Watts
Ambient Temp: 21.6°C; Fluid Temp: 22.0°C
Date Tested: October 25, 2002

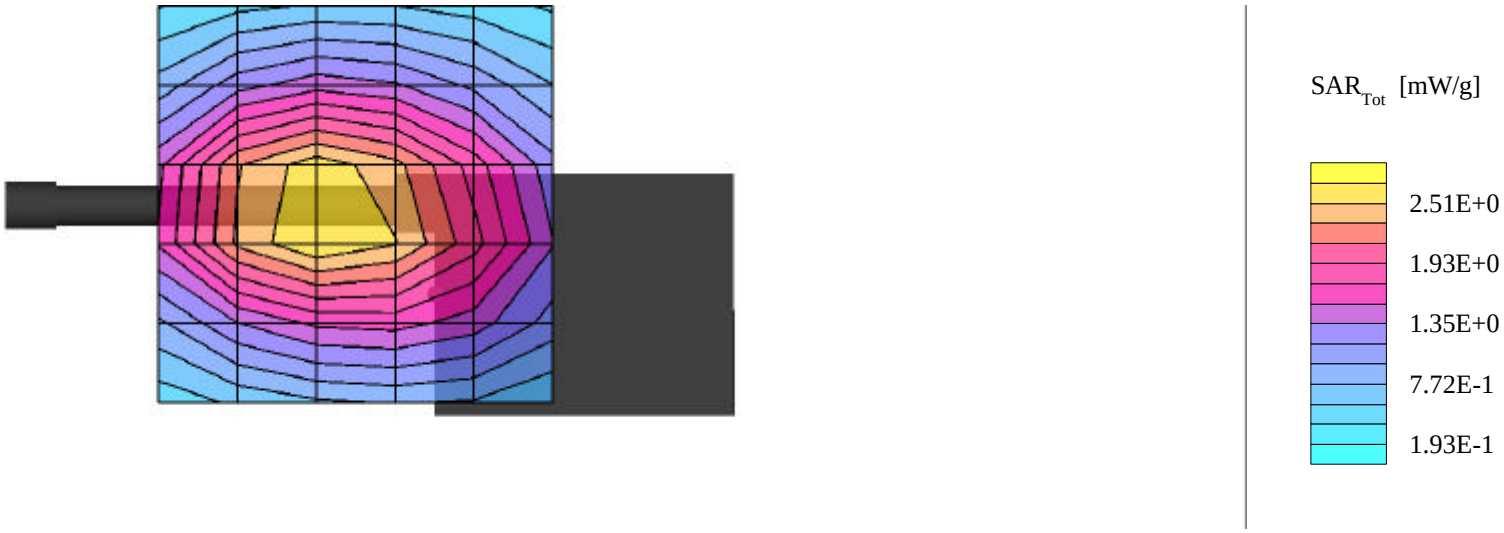

## Body-worn SAR Test Plots (with Speaker-Microphone Antenna Version Plus)

# M/A-COM PRS INC. FCC ID: OWDTR-0018-E

Small Planar Phantom; Planar Section; Position: (270°,180°)
Probe: ET3DV6 - SN1387; ConvF(6.30,6.30,6.30); Crest factor: 1.0
835 MHz Muscle: $\sigma$ = 0.98 mho/m $\varepsilon_r$ = 54.3 $\rho$ = 1.00 g/cm$^3$
Coarse: Dx = 20.0, Dy = 20.0, Dz = 10.0
Cube 5x5x7; Powerdrift: -0.22 dB
SAR (1g): 1.56 mW/g, SAR (10g): 1.09 mW/g

Body-Worn SAR with Speaker-Microphone Antenna Version Plus (KRY1011617/84R1A, KRY1011617/184R1A)
1.3cm Lapel-Clip Separation Distance to Planar Phantom
J7100(PI) Portable FM PTT Radio Transceiver
Flexible Gain Antenna (KRE1011506/1)
NiMH Battery (BKB191210/4)
Continuous Wave Mode
Low Band Mid Channel [815.5000 MHz]
Conducted Power: 3.35 Watts
Ambient Temp: 21.6°C; Fluid Temp: 22.2°C
Date Tested: October 26, 2002

**This large area scan is intended to show the peak SAR location relative to the device**

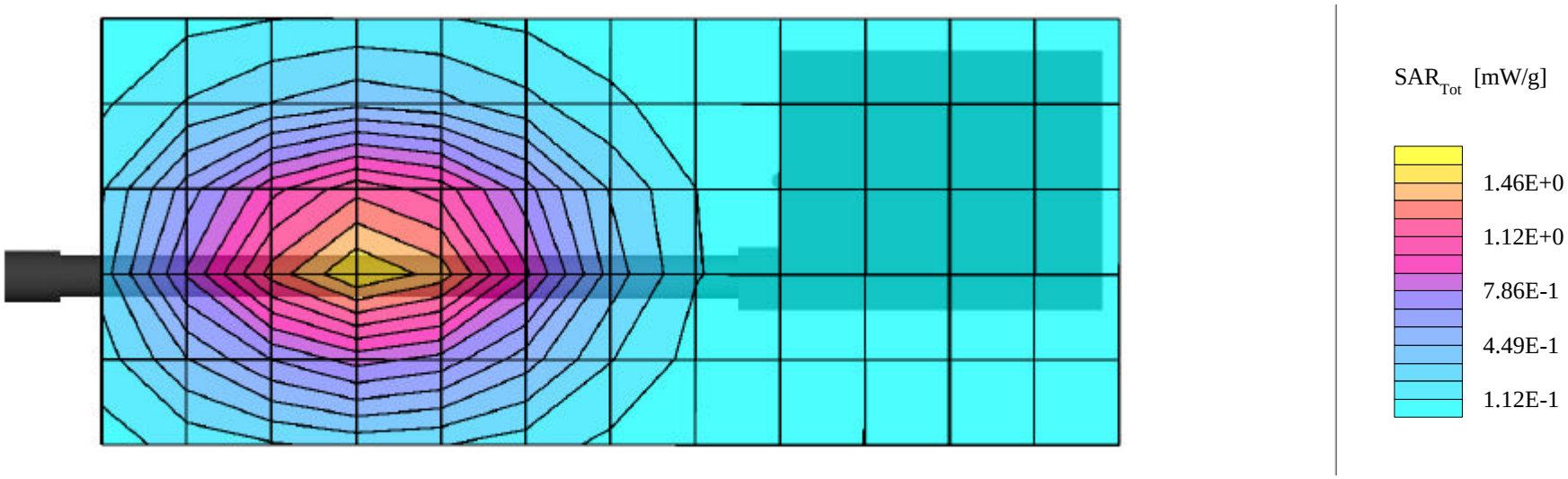

# M/A-COM PRS INC. FCC ID: OWDTR-0018-E

Small Planar Phantom; Planar Section; Position: (270°,180°)
Probe: ET3DV6 - SN1387; ConvF(6.30,6.30,6.30); Crest factor: 1.0
835 MHz Muscle: $\sigma$ = 0.98 mho/m $\varepsilon_r$ = 54.3 $\rho$ = 1.00 g/cm$^3$
Coarse: Dx = 20.0, Dy = 20.0, Dz = 10.0
Cube 5x5x7; Powerdrift: -0.17 dB
SAR (1g): 2.70 mW/g, SAR (10g): 1.86 mW/g

Body-Worn SAR with Speaker-Microphone Antenna Version Plus (KRY1011617/84R1A, KRY1011617/184R1A)
1.3cm Lapel-Clip Separation Distance to Planar Phantom
J7100(PI) Portable FM PTT Radio Transceiver
Flexible Gain Antenna (KRE1011506/1)
NiMH Battery (BKB191210/4)
Continuous Wave Mode
High Band Mid Channel [863.0000 MHz]
Conducted Power: 3.18 Watts
Ambient Temp: 21.6°C; Fluid Temp: 22.2°C
Date Tested: October 26, 2002

**This large area scan is intended to show the peak SAR location relative to the device**

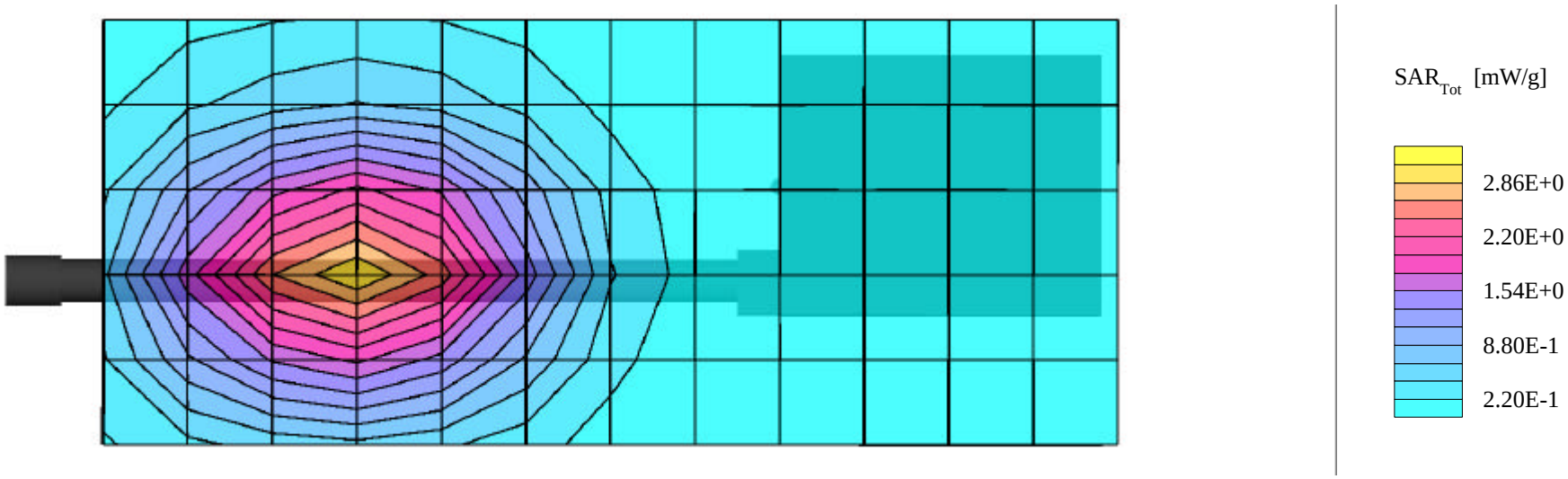

# M/A-COM PRS INC. FCC ID: OWDTR-0018-E

Small Planar Phantom; Planar Section; Position: (270°,180°)
Probe: ET3DV6 - SN1387; ConvF(6.30,6.30,6.30); Crest factor: 1.0
835 MHz Muscle: $\sigma$ = 0.98 mho/m $\varepsilon_r$ = 54.3 $\rho$ = 1.00 g/cm$^3$
Coarse: Dx = 20.0, Dy = 20.0, Dz = 10.0
Cube 5x5x7; Powerdrift: -0.18 dB
SAR (1g): 1.61 mW/g, SAR (10g): 1.12 mW/g

Body-Worn SAR with Speaker-Microphone Antenna Version Plus (KRY1011617/84R1A, KRY1011617/184R1A)
1.3cm Lapel-Clip Separation Distance to Planar Phantom
J7100(PI) Portable FM PTT Radio Transceiver
Flexible Gain Antenna (KRE1011506/1)
NiCd Battery (BKB191210/3)
Continuous Wave Mode
Low Band Mid Channel [815.5000 MHz]
Conducted Power: 3.35 Watts
Ambient Temp: 21.6°C; Fluid Temp: 22.2°C
Date Tested: October 26, 2002

**This large area scan is intended to show the peak SAR location relative to the device**

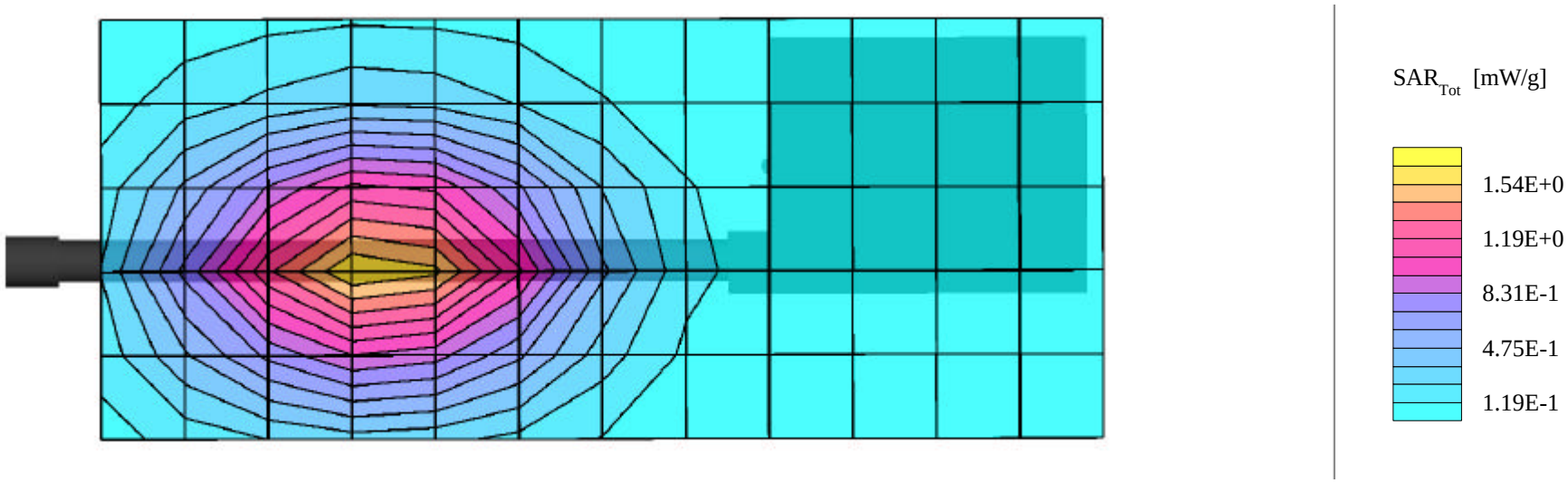

# M/A-COM PRS INC. FCC ID: OWDTR-0018-E

Small Planar Phantom; Planar Section; Position: (270°,180°)
Probe: ET3DV6 - SN1387; ConvF(6.30,6.30,6.30); Crest factor: 1.0
835 MHz Muscle: $\sigma$ = 0.98 mho/m $\varepsilon_r$ = 54.3 $\rho$ = 1.00 g/cm$^3$
Coarse: Dx = 20.0, Dy = 20.0, Dz = 10.0
Cube 5x5x7; Powerdrift: -0.20 dB
SAR (1g): 2.38 mW/g, SAR (10g): 1.64 mW/g

Body-Worn SAR with Speaker-Microphone Antenna Version Plus (KRY1011617/84R1A, KRY1011617/184R1A)
1.3cm Lapel-Clip Separation Distance to Planar Phantom
J7100(PI) Portable FM PTT Radio Transceiver
Flexible Gain Antenna (KRE1011506/1)
NiCd Battery (BKB191210/3)
Continuous Wave Mode
High Band Mid Channel [863.0000 MHz]
Conducted Power: 3.18 Watts
Ambient Temp: 21.6°C; Fluid Temp: 22.2°C
Date Tested: October 26, 2002

**This large area scan is intended to show the peak SAR location relative to the device**

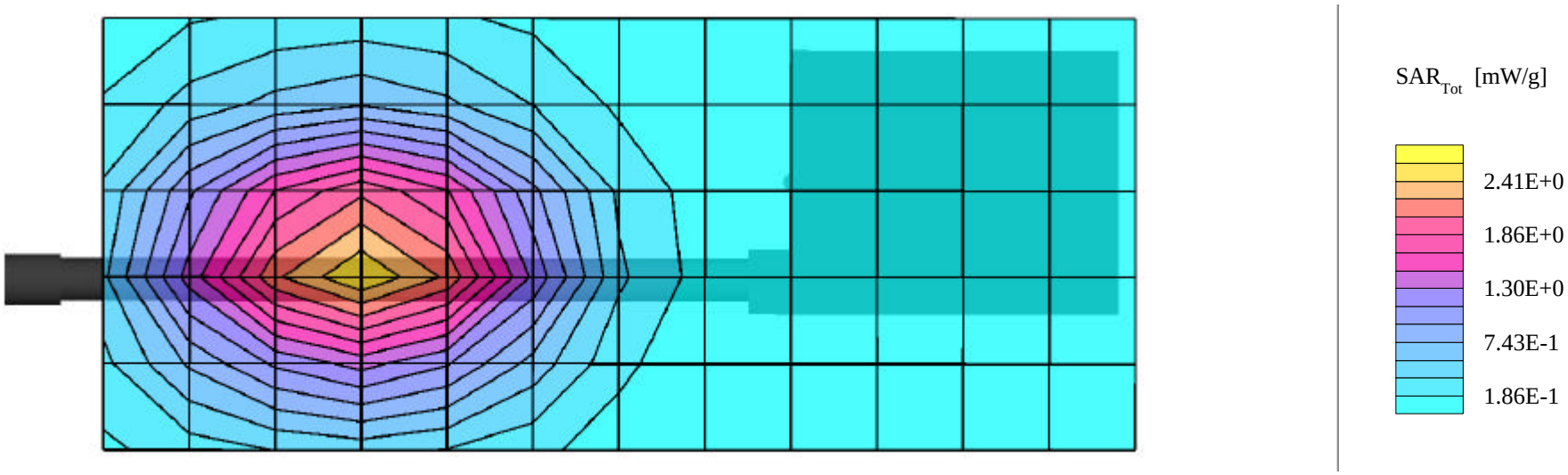

# M/A-COM PRS INC. FCC ID: OWDTR-0018-E

Small Planar Phantom; Planar Section; Position: (270°,180°)
Probe: ET3DV6 - SN1387; ConvF(6.30,6.30,6.30); Crest factor: 1.0
835 MHz Muscle: $\sigma$ = 0.98 mho/m $\varepsilon_r$ = 54.3 $\rho$ = 1.00 g/cm$^3$
Coarse: Dx = 20.0, Dy = 20.0, Dz = 10.0
Cube 5x5x7; Powerdrift: -0.21 dB
SAR (1g): 1.37 mW/g, SAR (10g): 0.960 mW/g

Body-Worn SAR with Speaker-Microphone Antenna Version Plus (KRY1011617/84R1A, KRY1011617/184R1A)
1.3cm Lapel-Clip Separation Distance to Planar Phantom
J7100(PI) Portable FM PTT Radio Transceiver
Flexible Gain Antenna (KRE1011506/1)
NiCd Battery (BKB191210/3)
Continuous Wave Mode
Low Band Low Channel [806.0125 MHz]
Conducted Power: 3.38 Watts
Ambient Temp: 21.6°C; Fluid Temp: 22.2°C
Date Tested: October 26, 2002

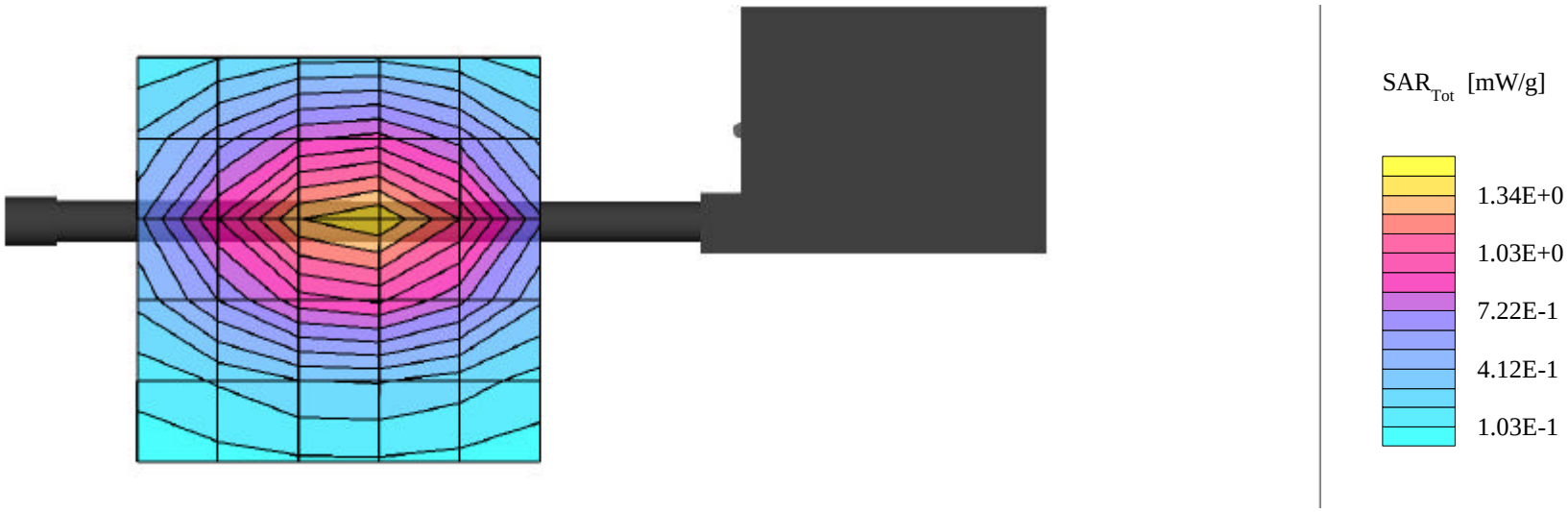

# M/A-COM PRS INC. FCC ID: OWDTR-0018-E

Small Planar Phantom; Planar Section; Position: (270°,180°)
Probe: ET3DV6 - SN1387; ConvF(6.30,6.30,6.30); Crest factor: 1.0
835 MHz Muscle: $\sigma$ = 0.98 mho/m $\varepsilon_r$ = 54.3 $\rho$ = 1.00 g/cm$^3$
Coarse: Dx = 20.0, Dy = 20.0, Dz = 10.0
Cube 5x5x7; Powerdrift: -0.22 dB
SAR (1g): 1.48 mW/g, SAR (10g): 1.04 mW/g

Body-Worn SAR with Speaker-Microphone Antenna Version Plus (KRY1011617/84R1A, KRY1011617/184R1A)
1.3cm Lapel-Clip Separation Distance to Planar Phantom
J7100(PI) Portable FM PTT Radio Transceiver
Flexible Gain Antenna (KRE1011506/1)
NiCd Battery (BKB191210/3)
Continuous Wave Mode
Low Band High Channel [823.9875 MHz]
Conducted Power: 3.33 Watts
Ambient Temp: 21.6°C; Fluid Temp: 22.2°C
Date Tested: October 26, 2002

# M/A-COM PRS INC. FCC ID: OWDTR-0018-E

Small Planar Phantom; Planar Section; Position: (270°,180°)
Probe: ET3DV6 - SN1387; ConvF(6.30,6.30,6.30); Crest factor: 1.0
835 MHz Muscle: $\sigma$ = 0.98 mho/m $\varepsilon_r$ = 54.3 $\rho$ = 1.00 g/cm$^3$
Coarse: Dx = 20.0, Dy = 20.0, Dz = 10.0
Cube 5x5x7; Powerdrift: -0.22 dB
SAR (1g): 2.24 mW/g, SAR (10g): 1.56 mW/g

Body-Worn SAR with Speaker-Microphone Antenna Version Plus (KRY1011617/84R1A, KRY1011617/184R1A)
1.3cm Lapel-Clip Separation Distance to Planar Phantom
J7100(PI) Portable FM PTT Radio Transceiver
Flexible Gain Antenna (KRE1011506/1)
NiMH Battery (BKB191210/4)
Continuous Wave Mode
High Band Low Channel [851.0125 MHz]
Conducted Power: 3.22 Watts
Ambient Temp: 21.6°C; Fluid Temp: 22.2°C
Date Tested: October 26, 2002

# M/A-COM PRS INC. FCC ID: OWDTR-0018-E

Small Planar Phantom; Planar Section; Position: (270°,180°)
Probe: ET3DV6 - SN1387; ConvF(6.30,6.30,6.30); Crest factor: 1.0
835 MHz Muscle: $\sigma$ = 0.98 mho/m $\varepsilon_r$ = 54.3 $\rho$ = 1.00 g/cm$^3$
Coarse: Dx = 20.0, Dy = 20.0, Dz = 10.0
Cube 5x5x7; Powerdrift: -0.21 dB
SAR (1g): 2.62 mW/g, SAR (10g): 1.81 mW/g

Body-Worn SAR with Speaker-Microphone Antenna Version Plus (KRY1011617/84R1A, KRY1011617/184R1A)
1.3cm Lapel-Clip Separation Distance to Planar Phantom
J7100(PI) Portable FM PTT Radio Transceiver
Flexible Gain Antenna (KRE1011506/1)
NiMH Battery (BKB191210/4)
Continuous Wave Mode
High Band High Channel [868.9875 MHz]
Conducted Power: 3.18 Watts
Ambient Temp: 21.6°C; Fluid Temp: 22.2°C
Date Tested: October 26, 2002

# M/A-COM PRS INC. FCC ID: OWDTR-0018-E

Small Planar Phantom; Planar Section; Position: (270°,180°)
Probe: ET3DV6 - SN1387; ConvF(6.30,6.30,6.30); Crest factor: 1.0
835 MHz Muscle: $\sigma$ = 0.98 mho/m $\varepsilon_r$ = 54.3 $\rho$ = 1.00 g/cm$^3$
Coarse: Dx = 20.0, Dy = 20.0, Dz = 10.0
Cube 5x5x7; Powerdrift: -0.22 dB
SAR (1g): 4.38 mW/g, SAR (10g): 3.07 mW/g

Body-Worn SAR with Speaker-Microphone Antenna Version Plus (KRY1011617/84R1A, KRY1011617/184R1A)
1.3cm Lapel-Clip Separation Distance to Planar Phantom
J7100(PI) Portable FM PTT Radio Transceiver
Whip Antenna (KRE1011223/1)
NiMH Battery (BKB191210/4)
Continuous Wave Mode
Low Band Mid Channel [815.5000 MHz]
Conducted Power: 3.35 Watts
Ambient Temp: 21.6°C; Fluid Temp: 22.2°C
Date Tested: October 26, 2002

**This large area scan is intended to show the peak SAR location relative to the device**

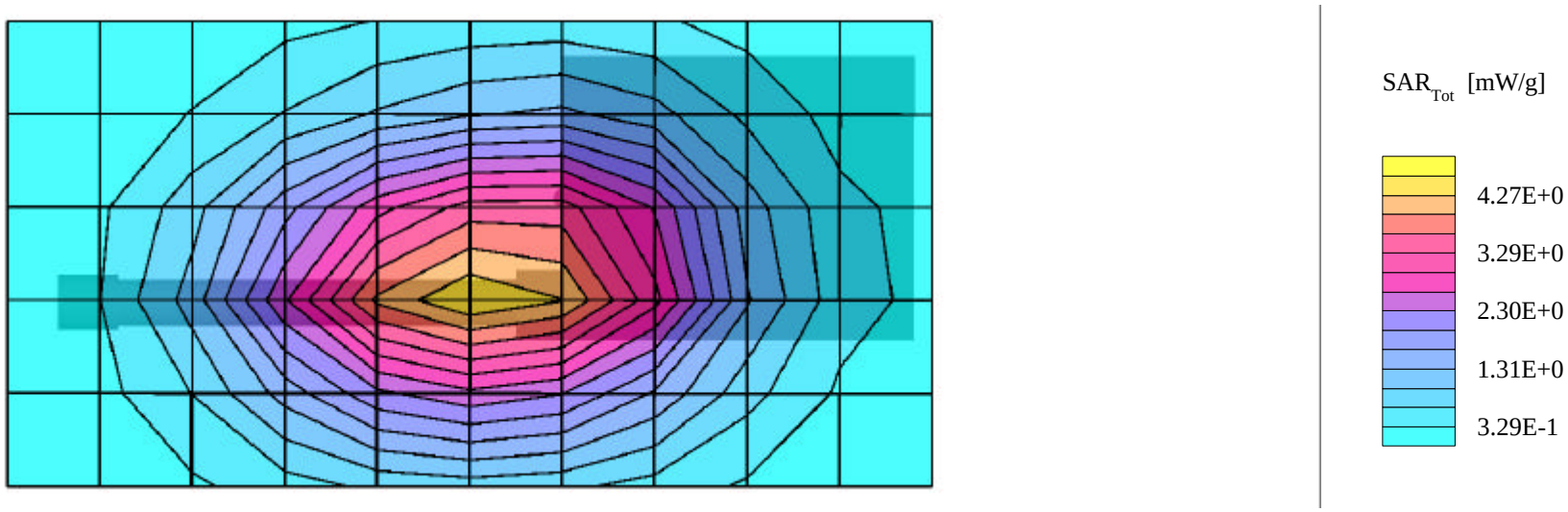

# M/A-COM PRS INC. FCC ID: OWDTR-0018-E

Small Planar Phantom; Planar Section; Position: (270°,180°)
Probe: ET3DV6 - SN1387; ConvF(6.30,6.30,6.30); Crest factor: 1.0
835 MHz Muscle: $\sigma$ = 0.98 mho/m $\varepsilon_r$ = 54.3 $\rho$ = 1.00 g/cm$^3$
Coarse: Dx = 20.0, Dy = 20.0, Dz = 10.0
Cube 5x5x7; Powerdrift: -0.19 dB
SAR (1g): 3.75 mW/g, SAR (10g): 2.61 mW/g

Body-Worn SAR with Speaker-Microphone Antenna Version Plus (KRY1011617/84R1A, KRY1011617/184R1A)
1.3cm Lapel-Clip Separation Distance to Planar Phantom
J7100(PI) Portable FM PTT Radio Transceiver
Whip Antenna (KRE1011223/1)
NiMH Battery (BKB191210/4)
Continuous Wave Mode
High Band Mid Channel [863.0000 MHz]
Conducted Power: 3.18 Watts
Ambient Temp: 21.6°C; Fluid Temp: 22.2°C
Date Tested: October 26, 2002

**This large area scan is intended to show the peak SAR location relative to the device**

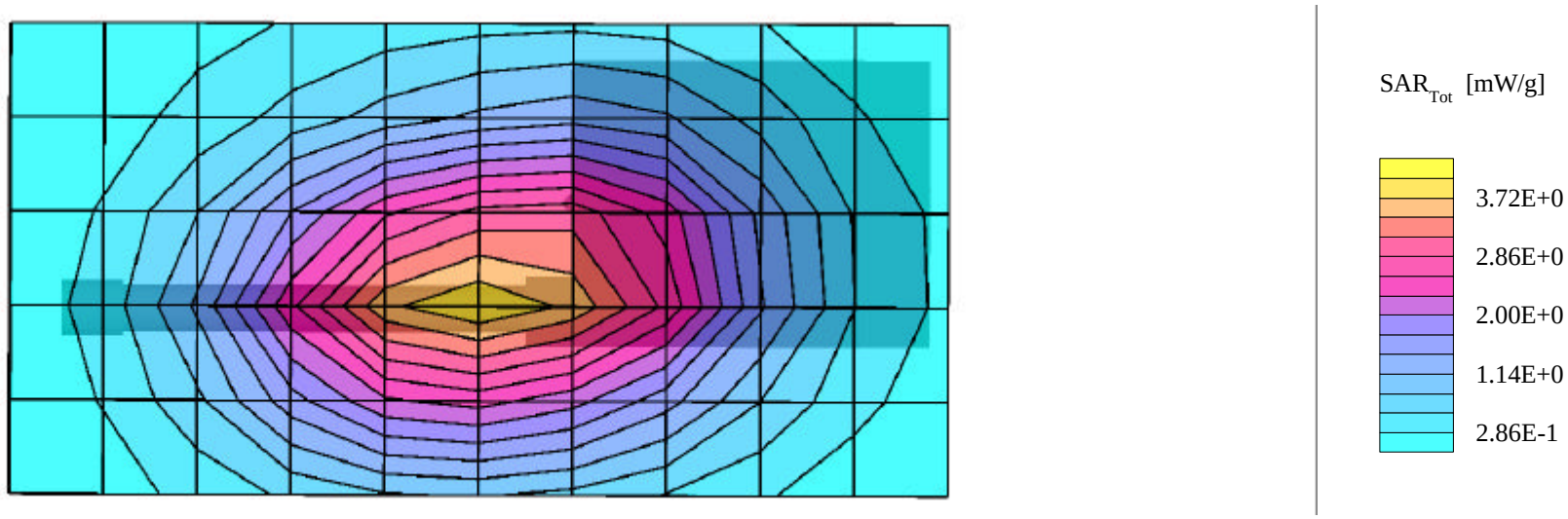

# M/A-COM PRS INC. FCC ID: OWDTR-0018-E

Small Planar Phantom; Planar Section; Position: (270°,180°)
Probe: ET3DV6 - SN1387; ConvF(6.30,6.30,6.30); Crest factor: 1.0
835 MHz Muscle: $\sigma$ = 0.98 mho/m $\varepsilon_r$ = 54.3 $\rho$ = 1.00 g/cm$^3$
Coarse: Dx = 20.0, Dy = 20.0, Dz = 10.0
Cube 5x5x7; Powerdrift: -0.20 dB
SAR (1g): 4.00 mW/g, SAR (10g): 2.82 mW/g

Body-Worn SAR with Speaker-Microphone Antenna Version Plus (KRY1011617/84R1A, KRY1011617/184R1A)
1.3cm Lapel-Clip Separation Distance to Planar Phantom
J7100(PI) Portable FM PTT Radio Transceiver
Whip Antenna (KRE1011223/1)
NiCd Battery (BKB191210/3)
Continuous Wave Mode
Low Band Mid Channel [815.5000 MHz]
Conducted Power: 3.35 Watts
Ambient Temp: 21.6°C; Fluid Temp: 22.2°C
Date Tested: October 26, 2002

**This large area scan is intended to show the peak SAR location relative to the device**

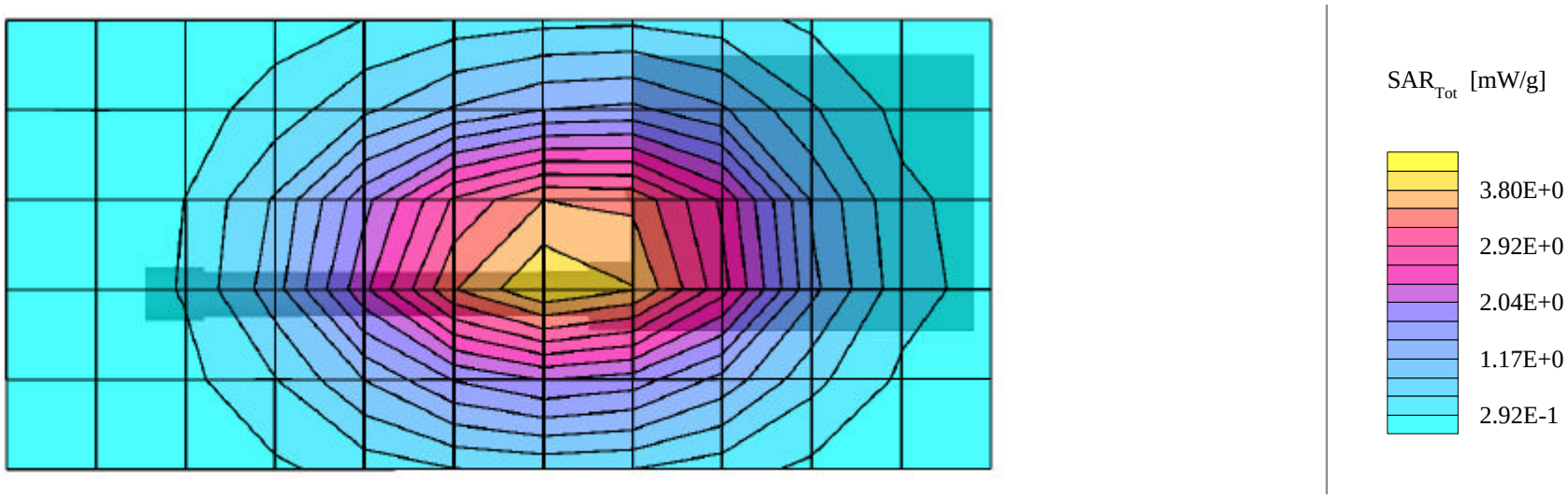

# M/A-COM PRS INC. FCC ID: OWDTR-0018-E

Small Planar Phantom; Planar Section; Position: (270°,180°)
Probe: ET3DV6 - SN1387; ConvF(6.30,6.30,6.30); Crest factor: 1.0
835 MHz Muscle: $\sigma$ = 0.98 mho/m $\varepsilon_r$ = 54.3 $\rho$ = 1.00 g/cm$^3$
Coarse: Dx = 20.0, Dy = 20.0, Dz = 10.0
Cube 5x5x7; Powerdrift: -0.19 dB
SAR (1g): 3.96 mW/g, SAR (10g): 2.76 mW/g

Body-Worn SAR with Speaker-Microphone Antenna Version Plus (KRY1011617/84R1A, KRY1011617/184R1A)
1.3cm Lapel-Clip Separation Distance to Planar Phantom
J7100(PI) Portable FM PTT Radio Transceiver
Whip Antenna (KRE1011223/1)
NiCd Battery (BKB191210/3)
Continuous Wave Mode
High Band Mid Channel [863.0000 MHz]
Conducted Power: 3.18 Watts
Ambient Temp: 21.6°C; Fluid Temp: 22.2°C
Date Tested: October 26, 2002

**This large area scan is intended to show the peak SAR location relative to the device**

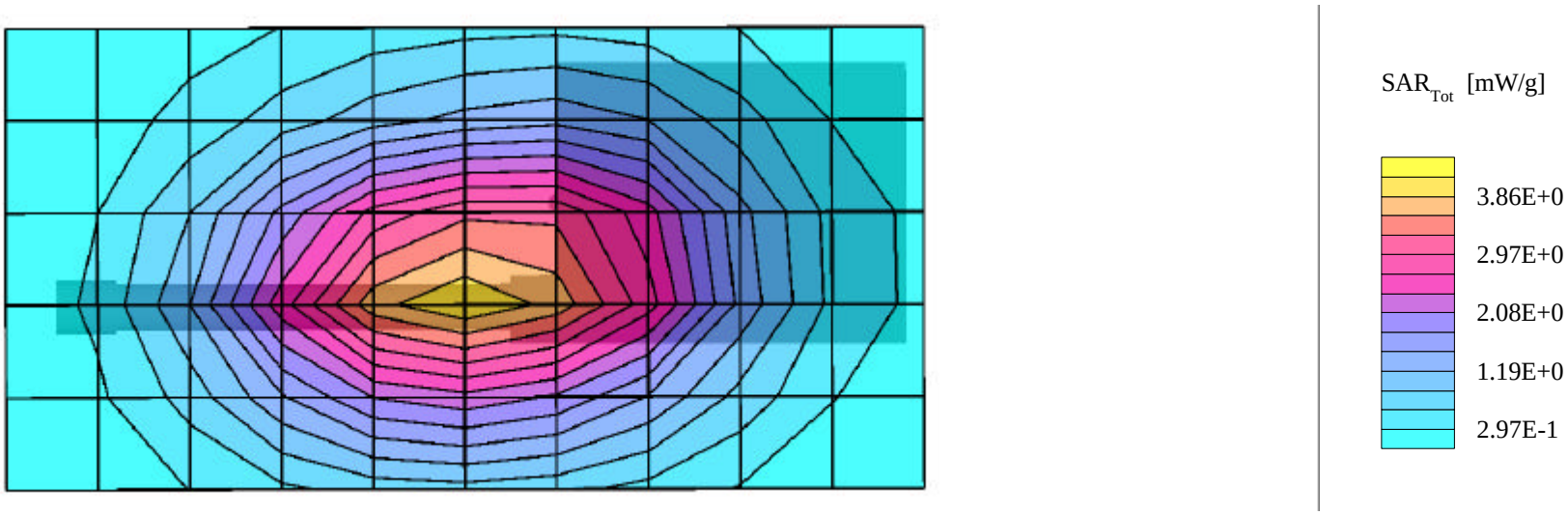

# M/A-COM PRS INC. FCC ID: OWDTR-0018-E

Small Planar Phantom; Planar Section; Position: (270°,180°)
Probe: ET3DV6 - SN1387; ConvF(6.30,6.30,6.30); Crest factor: 1.0
835 MHz Muscle: $\sigma$ = 0.98 mho/m $\varepsilon_r$ = 54.3 $\rho$ = 1.00 g/cm$^3$
Coarse: Dx = 20.0, Dy = 20.0, Dz = 10.0
Cube 5x5x7; Powerdrift: -0.18 dB
SAR (1g): 4.78 mW/g, SAR (10g): 3.36 mW/g

Body-Worn SAR with Speaker-Microphone Antenna Version Plus (KRY1011617/84R1A, KRY1011617/184R1A)
1.3cm Lapel-Clip Separation Distance to Planar Phantom
J7100(PI) Portable FM PTT Radio Transceiver
Whip Antenna (KRE1011223/1)
NiMH Battery (BKB191210/4)
Continuous Wave Mode
Low Band Low Channel [806.0125 MHz]
Conducted Power: 3.38 Watts
Ambient Temp: 21.6°C; Fluid Temp: 22.2°C
Date Tested: October 26, 2002



# M/A-COM PRS INC. FCC ID: OWDTR-0018-E

Small Planar Phantom; Planar Section; Position: (270°,180°)
Probe: ET3DV6 - SN1387; ConvF(6.30,6.30,6.30); Crest factor: 1.0
835 MHz Muscle: $\sigma$ = 0.98 mho/m $\varepsilon_r$ = 54.3 $\rho$ = 1.00 g/cm$^3$
Coarse: Dx = 20.0, Dy = 20.0, Dz = 10.0
Cube 5x5x7; Powerdrift: -0.22 dB
SAR (1g): 3.36 mW/g, SAR (10g): 2.35 mW/g

Body-Worn SAR with Speaker-Microphone Antenna Version Plus (KRY1011617/84R1A, KRY1011617/184R1A)
1.3cm Lapel-Clip Separation Distance to Planar Phantom
J7100(PI) Portable FM PTT Radio Transceiver
Whip Antenna (KRE1011223/1)
NiMH Battery (BKB191210/4)
Continuous Wave Mode
Low Band High Channel [823.9875 MHz]
Conducted Power: 3.33 Watts
Ambient Temp: 21.6°C; Fluid Temp: 22.2°C
Date Tested: October 26, 2002



# M/A-COM PRS INC. FCC ID: OWDTR-0018-E

Small Planar Phantom; Planar Section; Position: (270°,180°)
Probe: ET3DV6 - SN1387; ConvF(6.30,6.30,6.30); Crest factor: 1.0
835 MHz Muscle: $\sigma$ = 0.98 mho/m $\varepsilon_r$ = 54.3 $\rho$ = 1.00 g/cm$^3$
Coarse: Dx = 20.0, Dy = 20.0, Dz = 10.0
Cube 5x5x7; Powerdrift: -0.21 dB
SAR (1g): 3.31 mW/g, SAR (10g): 2.31 mW/g

Body-Worn SAR with Speaker-Microphone Antenna Version Plus (KRY1011617/84R1A, KRY1011617/184R1A)
1.3cm Lapel-Clip Separation Distance to Planar Phantom
J7100(PI) Portable FM PTT Radio Transceiver
Whip Antenna (KRE1011223/1)
NiCd Battery (BKB191210/3)
Continuous Wave Mode
High Band Low Channel [851.0125 MHz]
Conducted Power: 3.22 Watts
Ambient Temp: 21.6°C; Fluid Temp: 22.2°C
Date Tested: October 26, 2002



# M/A-COM PRS INC. FCC ID: OWDTR-0018-E

Small Planar Phantom; Planar Section; Position: (270°,180°)
Probe: ET3DV6 - SN1387; ConvF(6.30,6.30,6.30); Crest factor: 1.0
835 MHz Muscle: $\sigma$ = 0.98 mho/m $\varepsilon_r$ = 54.3 $\rho$ = 1.00 g/cm$^3$
Coarse: Dx = 20.0, Dy = 20.0, Dz = 10.0
Cube 5x5x7; Powerdrift: -0.22 dB
SAR (1g): 4.93 mW/g, SAR (10g): 3.40 mW/g

Body-Worn SAR with Speaker-Microphone Antenna Version Plus (KRY1011617/84R1A, KRY1011617/184R1A)
1.3cm Lapel-Clip Separation Distance to Planar Phantom
J7100(PI) Portable FM PTT Radio Transceiver
Whip Antenna (KRE1011223/1)
NiCd Battery (BKB191210/3)
Continuous Wave Mode
High Band High Channel [868.9875 MHz]
Conducted Power: 3.18 Watts
Ambient Temp: 21.6°C; Fluid Temp: 22.2°C
Date Tested: October 26, 2002



# M/A-COM PRS INC. FCC ID: OWDTR-0018-E

Small Planar Phantom; Planar Section
Probe: ET3DV6 - SN1387; ConvF(6.30,6.30,6.30); Crest factor: 1.0
835 MHz Muscle: $\sigma$ = 0.98 mho/m $\varepsilon_r$ = 54.3 $\rho$ = 1.00 g/cm$^3$

Z-Axis Extrapolation at Peak SAR Location

Body-Worn SAR with Speaker-Microphone Antenna Version Plus (KRY1011617/84R1A, KRY1011617/184R1A)
1.3cm Lapel-Clip Separation Distance to Planar Phantom
J7100(PI) Portable FM PTT Radio Transceiver
Whip Antenna (KRE1011223/1)
NiCd Battery (BKB191210/3)
Continuous Wave Mode
High Band High Channel [868.9875 MHz]
Conducted Power: 3.18 Watts
Ambient Temp: 21.6°C; Fluid Temp: 22.2°C
Date Tested: October 26, 2002

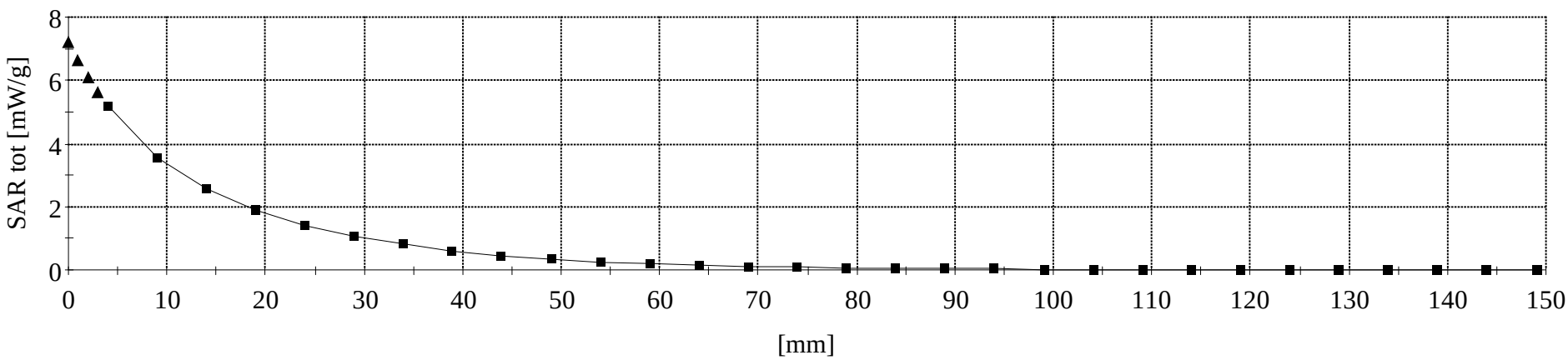

## Body-worn SAR Test Plots (with Metal Belt-Clip & Speaker-Microphone)

# M/A-COM PRS INC. FCC ID: OWDTR-0018-E

Small Planar Phantom; Planar Section; Position: (270°,180°)
Probe: ET3DV6 - SN1387; ConvF(6.30,6.30,6.30); Crest factor: 1.0
835 MHz Muscle: $\sigma$ = 0.95 mho/m $\varepsilon_r$ = 52.7 $\rho$ = 1.00 g/cm$^3$
Coarse: Dx = 20.0, Dy = 20.0, Dz = 10.0
Cube 5x5x7; Powerdrift: -0.19 dB
SAR (1g): 9.83 mW/g, SAR (10g): 6.80 mW/g

Body-Worn SAR with Metal Belt-Clip (KRY1011647/1) & Speaker-Microphone (KRY1011617/83R1A, KRY1011617/183R1A)
1.1cm Belt-Clip Separation Distance to Planar Phantom
J7100(PI) Portable FM PTT Radio Transceiver
Flexible Gain Antenna (KRE1011506/1)
NiMH Battery (BKB191210/4)
Continuous Wave Mode
Low Band Mid Channel [815.5000 MHz]
Conducted Power: 3.35 Watts
Ambient Temp: 21.4°C; Fluid Temp: 21.9°C
Date Tested: October 28, 2002

**This large area scan is intended to show the peak SAR location relative to the device**

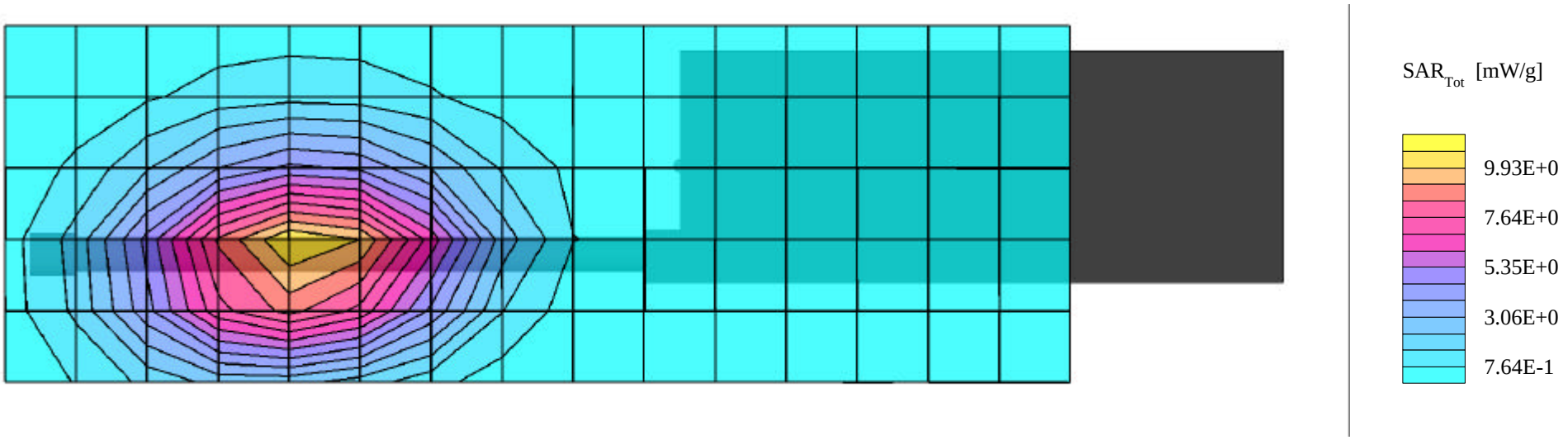

# M/A-COM PRS INC. FCC ID: OWDTR-0018-E

Small Planar Phantom; Planar Section; Position: (270°,180°)
Probe: ET3DV6 - SN1387; ConvF(6.30,6.30,6.30); Crest factor: 1.0
835 MHz Muscle: $\sigma$ = 0.95 mho/m $\varepsilon_r$ = 52.7 $\rho$ = 1.00 g/cm$^3$
Coarse: Dx = 20.0, Dy = 20.0, Dz = 10.0
Cube 5x5x7; Powerdrift: -0.18 dB
SAR (1g): 6.91 mW/g, SAR (10g): 4.71 mW/g

Body-Worn SAR with Metal Belt-Clip (KRY1011647/1) & Speaker-Microphone (KRY1011617/83R1A, KRY1011617/183R1A)
1.1cm Belt-Clip Separation Distance to Planar Phantom
J7100(PI) Portable FM PTT Radio Transceiver
Flexible Gain Antenna (KRE1011506/1)
NiMH Battery (BKB191210/4)
Continuous Wave Mode
High Band Mid Channel [863.0000 MHz]
Conducted Power: 3.18 Watts
Ambient Temp: 21.4°C; Fluid Temp: 21.9°C
Date Tested: October 28, 2002

**This large area scan is intended to show the peak SAR location relative to the device**

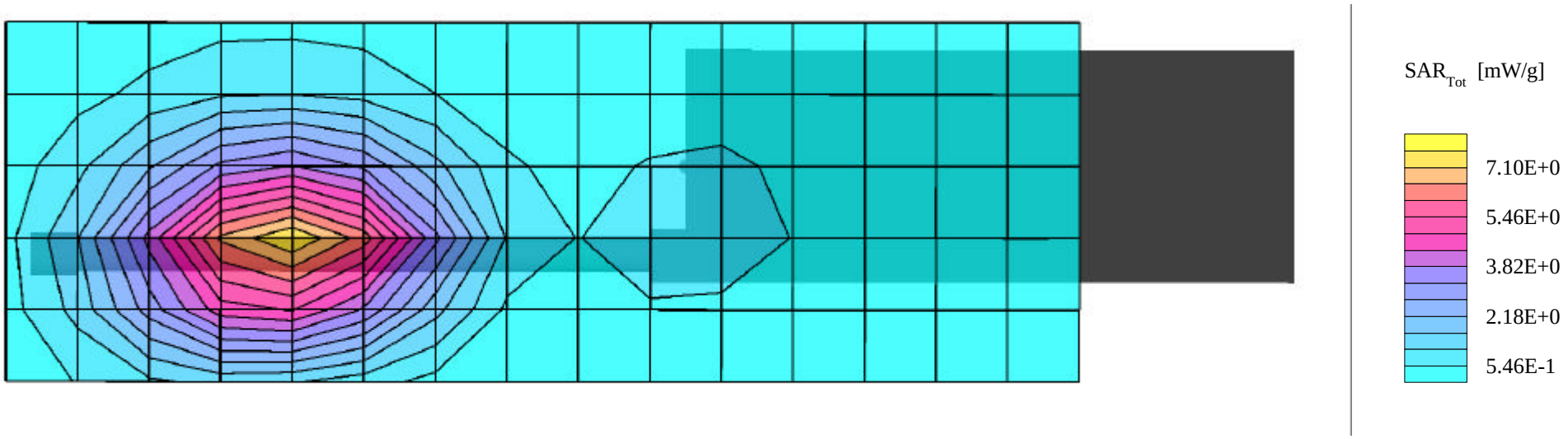

# M/A-COM PRS INC. FCC ID: OWDTR-0018-E

Small Planar Phantom; Planar Section; Position: (270°,180°)
Probe: ET3DV6 - SN1387; ConvF(6.30,6.30,6.30); Crest factor: 1.0
835 MHz Muscle: $\sigma$ = 0.95 mho/m $\varepsilon_r$ = 52.7 $\rho$ = 1.00 g/cm$^3$
Coarse: Dx = 20.0, Dy = 20.0, Dz = 10.0
Cube 5x5x7; Powerdrift: -0.22 dB
SAR (1g): 10.2 mW/g, SAR (10g): 7.03 mW/g

Body-Worn SAR with Metal Belt-Clip (KRY1011647/1) & Speaker-Microphone (KRY1011617/83R1A, KRY1011617/183R1A)
1.1cm Belt-Clip Separation Distance to Planar Phantom
J7100(PI) Portable FM PTT Radio Transceiver
Flexible Gain Antenna (KRE1011506/1)
NiCd Battery (BKB191210/3)
Continuous Wave Mode
Low Band Mid Channel [815.5000 MHz]
Conducted Power: 3.35 Watts
Ambient Temp: 21.4°C; Fluid Temp: 21.9°C
Date Tested: October 28, 2002

**This large area scan is intended to show the peak SAR location relative to the device**

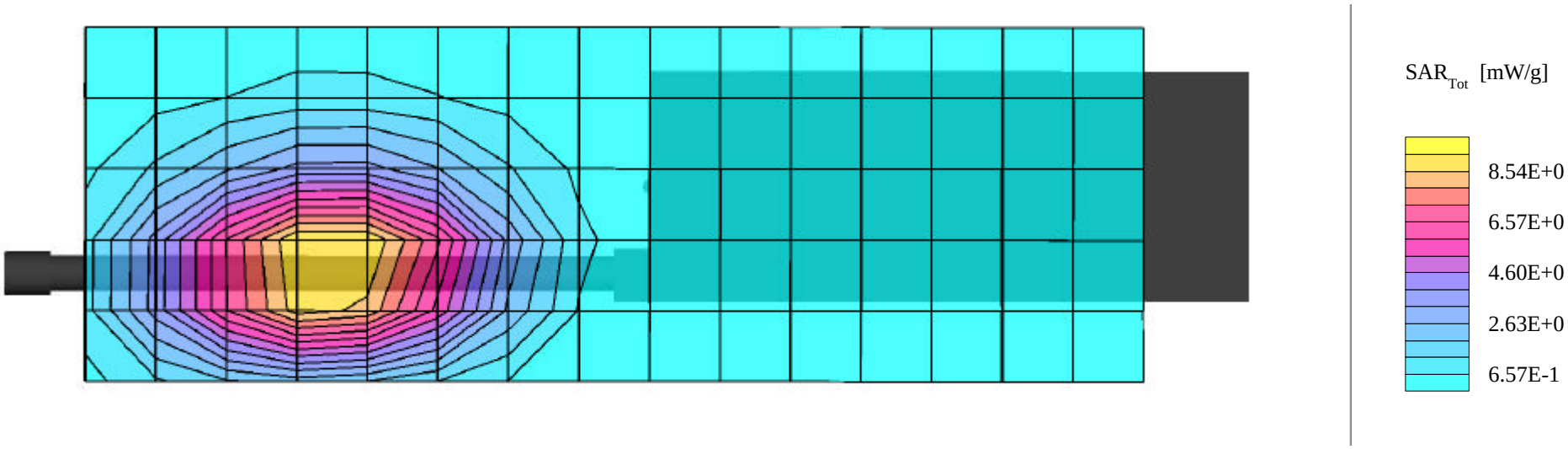

# M/A-COM PRS INC. FCC ID: OWDTR-0018-E

Small Planar Phantom; Planar Section; Position: (270°,180°)
Probe: ET3DV6 - SN1387; ConvF(6.30,6.30,6.30); Crest factor: 1.0
835 MHz Muscle: $\sigma$ = 0.95 mho/m $\varepsilon_r$ = 52.7 $\rho$ = 1.00 g/cm$^3$
Coarse: Dx = 20.0, Dy = 20.0, Dz = 10.0
Cube 5x5x7; Powerdrift: -0.21 dB
SAR (1g): 6.54 mW/g, SAR (10g): 4.47 mW/g

Body-Worn SAR with Metal Belt-Clip (KRY1011647/1) & Speaker-Microphone (KRY1011617/83R1A, KRY1011617/183R1A)
1.1cm Belt-Clip Separation Distance to Planar Phantom
J7100(PI) Portable FM PTT Radio Transceiver
Flexible Gain Antenna (KRE1011506/1)
NiCd Battery (BKB191210/3)
Continuous Wave Mode
High Band Mid Channel [863.0000 MHz]
Conducted Power: 3.18 Watts
Ambient Temp: 21.4°C; Fluid Temp: 21.9°C
Date Tested: October 28, 2002

**This large area scan is intended to show the peak SAR location relative to the device**

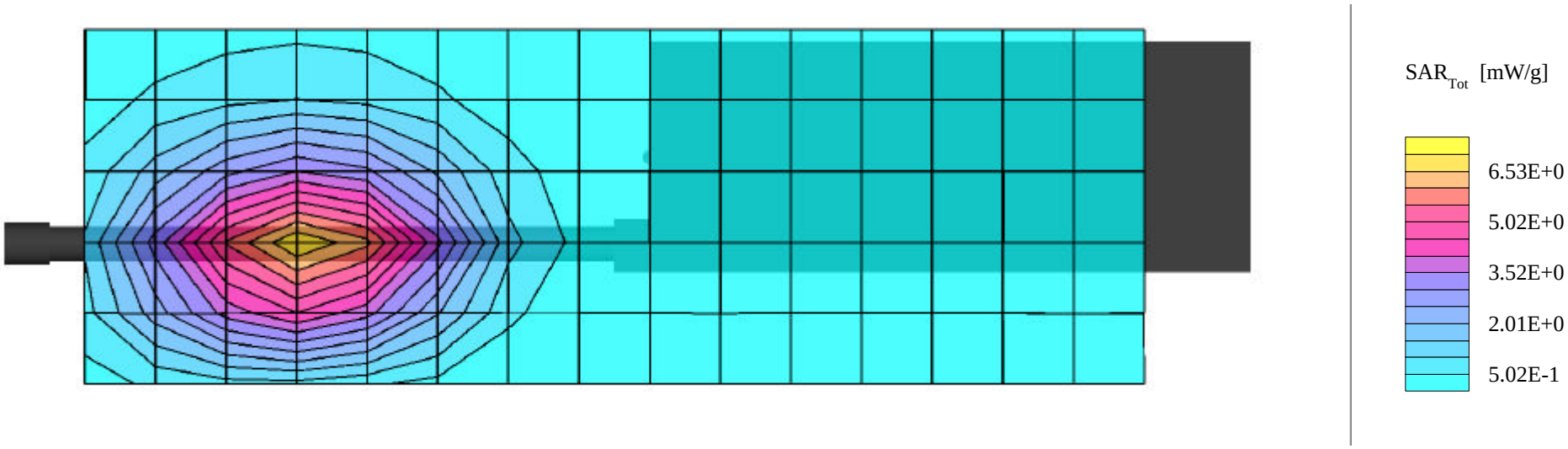

# M/A-COM PRS INC. FCC ID: OWDTR-0018-E

Small Planar Phantom; Planar Section; Position: (270°,180°)
Probe: ET3DV6 - SN1387; ConvF(6.30,6.30,6.30); Crest factor: 1.0
835 MHz Muscle: $\sigma$ = 0.95 mho/m $\varepsilon_r$ = 52.7 $\rho$ = 1.00 g/cm$^3$
Coarse: Dx = 20.0, Dy = 20.0, Dz = 10.0
Cube 5x5x7; Powerdrift: -0.22 dB
SAR (1g): 10.3 mW/g, SAR (10g): 7.15 mW/g

Body-Worn SAR with Metal Belt-Clip (KRY1011647/1) & Speaker-Microphone (KRY1011617/83R1A, KRY1011617/183R1A)
1.1cm Belt-Clip Separation Distance to Planar Phantom
J7100(PI) Portable FM PTT Radio Transceiver
Flexible Gain Antenna (KRE1011506/1)
NiCd Battery (BKB191210/3)
Continuous Wave Mode
Low Band Low Channel [806.0125 MHz]
Conducted Power: 3.38 Watts
Ambient Temp: 21.4°C; Fluid Temp: 21.9°C
Date Tested: October 28, 2002

# M/A-COM PRS INC. FCC ID: OWDTR-0018-E

Small Planar Phantom; Planar Section; Position: (270°,180°)
Probe: ET3DV6 - SN1387; ConvF(6.30,6.30,6.30); Crest factor: 1.0
835 MHz Muscle: $\sigma$ = 0.95 mho/m $\varepsilon_r$ = 52.7 $\rho$ = 1.00 g/cm$^3$
Coarse: Dx = 20.0, Dy = 20.0, Dz = 10.0
Cube 5x5x7; Powerdrift: -0.22 dB
SAR (1g): 12.1 mW/g, SAR (10g): 8.36 mW/g

Body-Worn SAR with Metal Belt-Clip (KRY1011647/1) & Speaker-Microphone (KRY1011617/83R1A, KRY1011617/183R1A)
1.1cm Belt-Clip Separation Distance to Planar Phantom
J7100(PI) Portable FM PTT Radio Transceiver
Flexible Gain Antenna (KRE1011506/1)
NiCd Battery (BKB191210/3)
Continuous Wave Mode
Low Band High Channel [823.9875 MHz]
Conducted Power: 3.33 Watts
Ambient Temp: 21.4°C; Fluid Temp: 21.9°C
Date Tested: October 28, 2002

# M/A-COM PRS INC. FCC ID: OWDTR-0018-E

Small Planar Phantom; Planar Section
Probe: ET3DV6 - SN1387; ConvF(6.30,6.30,6.30); Crest factor: 1.0
835 MHz Muscle: $\sigma$ = 0.95 mho/m $\varepsilon_r$ = 52.7 $\rho$ = 1.00 g/cm$^3$

Z-Axis Extrapolation at Peak SAR Location

Body-Worn SAR with Metal Belt-Clip (KRY1011647/1) & Speaker-Microphone (KRY1011617/83R1A, KRY1011617/183R1A)
1.1cm Belt-Clip Separation Distance to Planar Phantom
J7100(PI) Portable FM PTT Radio Transceiver
Flexible Gain Antenna (KRE1011506/1)
NiCd Battery (BKB191210/3)
Continuous Wave Mode
Low Band High Channel [823.9875 MHz]
Conducted Power: 3.33 Watts
Ambient Temp: 21.4°C; Fluid Temp: 21.9°C
Date Tested: October 28, 2002

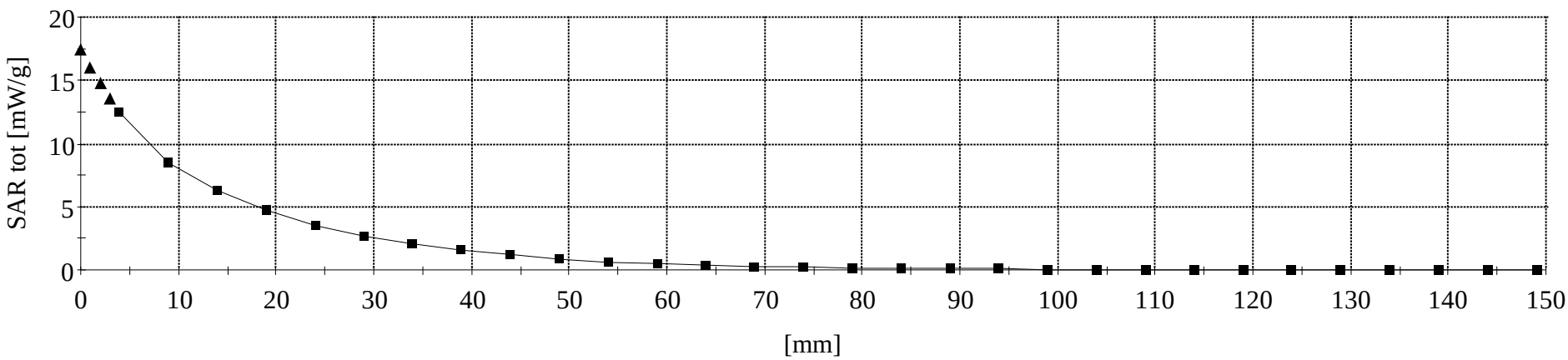

# M/A-COM PRS INC. FCC ID: OWDTR-0018-E

Small Planar Phantom; Planar Section; Position: (270°,180°)
Probe: ET3DV6 - SN1387; ConvF(6.30,6.30,6.30); Crest factor: 1.0
835 MHz Muscle: $\sigma$ = 0.95 mho/m $\varepsilon_r$ = 52.7 $\rho$ = 1.00 g/cm$^3$
Coarse: Dx = 20.0, Dy = 20.0, Dz = 10.0
Cube 5x5x7; Powerdrift: -0.19 dB
SAR (1g): 9.55 mW/g, SAR (10g): 6.49 mW/g

Body-Worn SAR with Metal Belt-Clip (KRY1011647/1) & Speaker-Microphone (KRY1011617/83R1A, KRY1011617/183R1A)
1.1cm Belt-Clip Separation Distance to Planar Phantom
J7100(PI) Portable FM PTT Radio Transceiver
Flexible Gain Antenna (KRE1011506/1)
NiMH Battery (BKB191210/4)
Continuous Wave Mode
High Band Low Channel [851.0125 MHz]
Conducted Power: 3.22 Watts
Ambient Temp: 21.4°C; Fluid Temp: 21.9°C
Date Tested: October 28, 2002

# M/A-COM PRS INC. FCC ID: OWDTR-0018-E

Small Planar Phantom; Planar Section; Position: (270°,180°)
Probe: ET3DV6 - SN1387; ConvF(6.30,6.30,6.30); Crest factor: 1.0
835 MHz Muscle: $\sigma$ = 0.95 mho/m $\varepsilon_r$ = 52.7 $\rho$ = 1.00 g/cm$^3$
Coarse: Dx = 20.0, Dy = 20.0, Dz = 10.0
Cube 5x5x7; Powerdrift: -0.20 dB
SAR (1g): 7.82 mW/g, SAR (10g): 5.34 mW/g

Body-Worn SAR with Metal Belt-Clip (KRY1011647/1) & Speaker-Microphone (KRY1011617/83R1A, KRY1011617/183R1A)
1.1cm Belt-Clip Separation Distance to Planar Phantom
J7100(PI) Portable FM PTT Radio Transceiver
Flexible Gain Antenna (KRE1011506/1)
NiMH Battery (BKB191210/4)
Continuous Wave Mode
High Band High Channel [868.9875 MHz]
Conducted Power: 3.18 Watts
Ambient Temp: 21.4°C; Fluid Temp: 21.9°C
Date Tested: October 28, 2002

# M/A-COM PRS INC. FCC ID: OWDTR-0018-E

Small Planar Phantom; Planar Section; Position: (270°,180°)
Probe: ET3DV6 - SN1387; ConvF(6.30,6.30,6.30); Crest factor: 1.0
835 MHz Muscle: $\sigma$ = 0.95 mho/m $\varepsilon_r$ = 52.7 $\rho$ = 1.00 g/cm$^3$
Coarse: Dx = 20.0, Dy = 20.0, Dz = 10.0
Cube 5x5x7; Powerdrift: -0.21 dB
SAR (1g): 5.89 mW/g, SAR (10g): 3.83 mW/g

Body-Worn SAR with Metal Belt-Clip (KRY1011647/1) & Speaker-Microphone (KRY1011617/83R1A, KRY1011617/183R1A)
1.1cm Belt-Clip Separation Distance to Planar Phantom
J7100(PI) Portable FM PTT Radio Transceiver
Whip Antenna (KRE1011223/01)
NiMH Battery (BKB191210/4)
Continuous Wave Mode
Low Band Mid Channel [815.5000 MHz]
Conducted Power: 3.35 Watts
Ambient Temp: 21.4°C; Fluid Temp: 21.9°C
Date Tested: October 28, 2002

**This large area scan is intended to show the peak SAR location relative to the device**

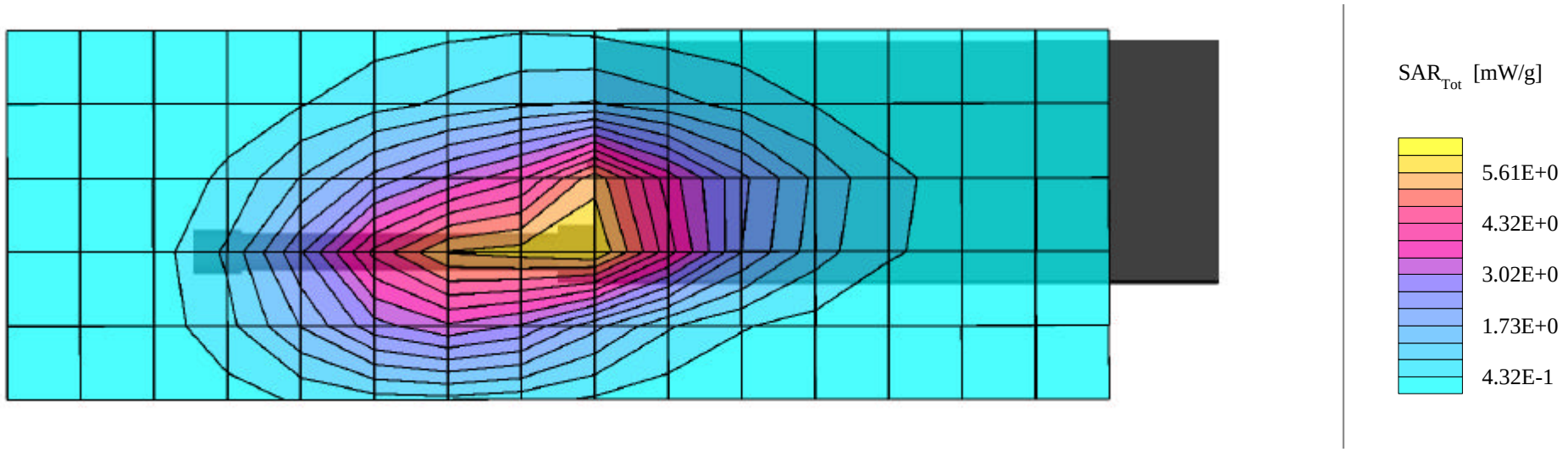

# M/A-COM PRS INC. FCC ID: OWDTR-0018-E

Small Planar Phantom; Planar Section; Position: (270°,180°)
Probe: ET3DV6 - SN1387; ConvF(6.30,6.30,6.30); Crest factor: 1.0
835 MHz Muscle: $\sigma$ = 0.95 mho/m $\varepsilon_r$ = 52.7 $\rho$ = 1.00 g/cm$^3$
Coarse: Dx = 20.0, Dy = 20.0, Dz = 10.0
Cube 5x5x7; Powerdrift: -0.18 dB
SAR (1g): 5.82 mW/g, SAR (10g): 3.78 mW/g

Body-Worn SAR with Metal Belt-Clip (KRY1011647/1) & Speaker-Microphone (KRY1011617/83R1A, KRY1011617/183R1A)
1.1cm Belt-Clip Separation Distance to Planar Phantom
J7100(PI) Portable FM PTT Radio Transceiver
Whip Antenna (KRE1011223/01)
NiMH Battery (BKB191210/4)
Continuous Wave Mode
High Band Mid Channel [863.0000 MHz]
Conducted Power: 3.18 Watts
Ambient Temp: 21.4°C; Fluid Temp: 21.9°C
Date Tested: October 28, 2002
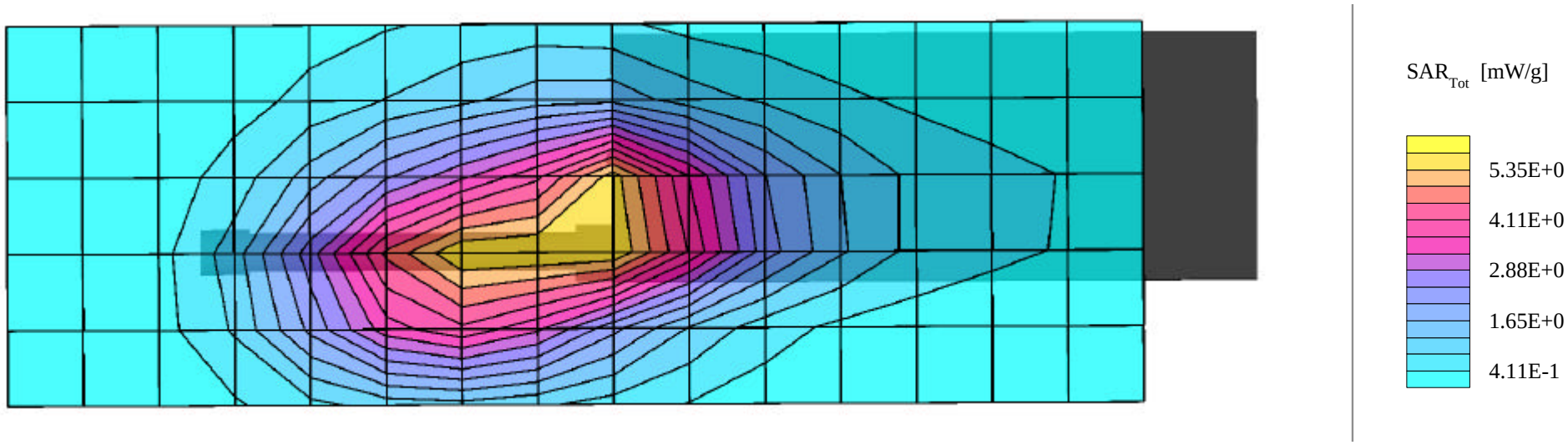
**This large area scan is intended to show the peak SAR location relative to the device**