Interior Photographs of Mastr III / SitePro Trunking Base Station Radio – RF Modules

FCC ID: OWDTR-0033-E
OWDTR-0034-E

May 10, 2004

Table of Figures

Figure 1 - Tx Synthesizer overall 3
Figure 2 - Tx Synthesizer - cover removed 4
Figure 3 - Tx Synthesizer board top 5
Figure 4 - Tx Synthesizer board bottom 6
Figure 5 - Tx Synthesizer VCO top 7
Figure 6 - Tx Synthesizer VCO bottom 8
Figure 7 - Tx Synthesizer disassembled 9
Figure 8 - Rx Synthesizer overall 10
Figure 9 - Rx Synthesizer cover removed 11
Figure 10 - Rx Synthesizer board top 12
Figure 11 - Rx Synthesizer board bottom 13
Figure 12 - Rx Synthesizer frequency reference 14
Figure 13 - Rx IF overall 15
Figure 14 - Rx IF board top 16
Figure 15 - Rx IF board bottom 17



Figure 1 - Tx Synthesizer overall



Figure 2 - Tx Synthesizer - cover removed



Figure 3 - Tx Synthesizer board top



Figure 4 - Tx Synthesizer board bottom



Figure 5 - Tx Synthesizer VCO top



Figure 6 - Tx Synthesizer VCO bottom



Figure 7 - Tx Synthesizer disassembled



Figure 8 - Rx Synthesizer overall



Figure 9 - Rx Synthesizer cover removed



Figure 10 - Rx Synthesizer board top



Figure 11 - Rx Synthesizer board bottom



Figure 12 - Rx Synthesizer frequency reference

Figure 13 - Rx IF overall



Figure 14 - Rx IF board top



Figure 15 - Rx IF board bottom