APPENDIX A - SAR MEASUREMENT PLOTS

Face SAR Plot F1

Date Tested: 10/18/2011

DUT: Harris XG-25P (SYSTEM); Type: Portable VHF PTT Radio Transceiver; Serial: No.19

Ambient Temp: 22C; Fluid Temp: 21.6C; Barometric Pressure: 101.1 kPa; Humidity: 35%

Communication CW
Frequency: 144 MHz; Duty Cycle: 1:1
Medium: HSL150 Medium parameters used (interpolated): f = 144 MHz; σ = 0.742 mho/m; ε_r = 53; ρ = 1000 kg/m^3

- Probe: ET3DV6 - SN1590; ConvF(8.9, 8.9, 8.9); Calibrated: 22/06/2011
- Sensor-Surface: 4mm (Mechanical Surface Detection (Locations From Previous Scan Used))Sensor-Surface: 4mm (Mechanical Surface Detection)
- Electronics: DAE4 Sn353; Calibrated: 27/04/2010
- Phantom: Side Planar; Type: Plexiglas; Serial: 161
- Measurement SW: DASY4, V4.7 Build 44; Postprocessing SW: SEMCAD, V1.8 Build 171

Area Scan (6x21x1): Measurement grid: dx=20mm, dy=20mm
Info: Interpolated medium parameters used for SAR evaluation.
Maximum value of SAR (measured) = 1.36 mW/g
Zoom Scan (5x5x7)/Cube 0: Measurement grid: dx=7.5mm, dy=7.5mm, dz=5mm
Reference Value = 41.7 V/m; Power Drift = 0.012 dB
Peak SAR (extrapolated) = 1.89 W/kg
SAR(1 g) = 1.32 mW/g; SAR(10 g) = 1.03 mW/g
Info: Interpolated medium parameters used for SAR evaluation.
Maximum value of SAR (measured) = 1.37 mW/g

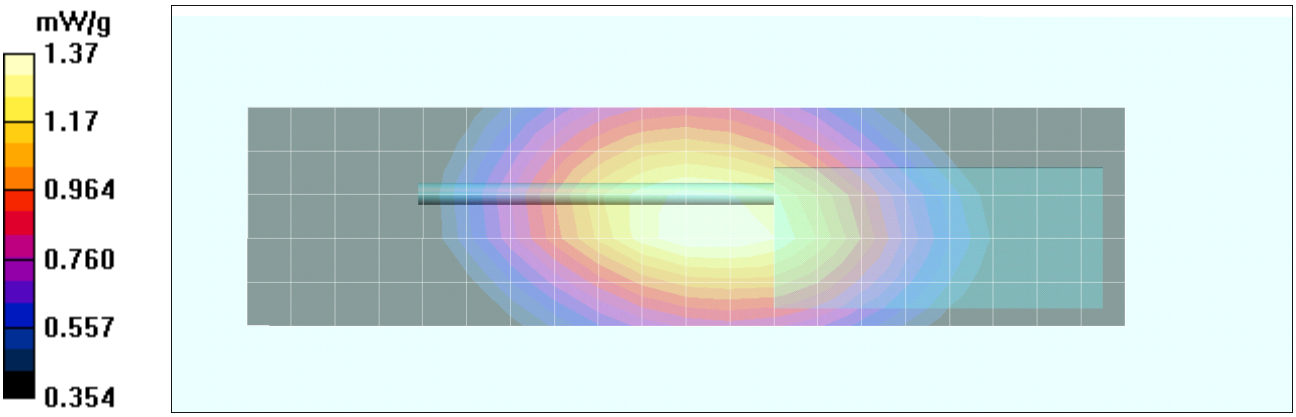

2011 Celltech Labs Inc. This document is not to be reproduced in whole or in part without the prior written permission of Celltech Labs Inc.

Face SAR Plot F2

Date Tested: 10/18/2011

DUT: Harris XG-25P (SYSTEM); Type: Portable VHF PTT Radio Transceiver; Serial: No.19

Ambient Temp: 22C; Fluid Temp: 21.6C; Barometric Pressure: 101.1 kPa; Humidity: 35%

Communication CW
Frequency: 150.8 MHz; Duty Cycle: 1:1
Medium: HSL150 Medium parameters used (interpolated): f = 150.8 MHz; σ = 0.761 mho/m; ε_r = 52.3; ρ = 1000 kg/m^3

- Probe: ET3DV6 - SN1590; ConvF(8.9, 8.9, 8.9); Calibrated: 22/06/2011
- Sensor-Surface: 4mm (Mechanical Surface Detection (Locations From Previous Scan Used))Sensor-Surface: 4mm (Mechanical Surface Detection)
- Electronics: DAE4 Sn353; Calibrated: 27/04/2010
- Phantom: Side Planar; Type: Plexiglas; Serial: 161
- Measurement SW: DASY4, V4.7 Build 44; Postprocessing SW: SEMCAD, V1.8 Build 171

Area Scan (6x21x1): Measurement grid: dx=20mm, dy=20mm
Info: Interpolated medium parameters used for SAR evaluation.
Maximum value of SAR (measured) = 0.419 mW/g
Zoom Scan (5x5x7)/Cube 0: Measurement grid: dx=7.5mm, dy=7.5mm, dz=5mm
Reference Value = 23.1 V/m; Power Drift = -0.104 dB
Peak SAR (extrapolated) = 0.588 W/kg
SAR(1 g) = 0.404 mW/g; SAR(10 g) = 0.313 mW/g
Info: Interpolated medium parameters used for SAR evaluation.
Maximum value of SAR (measured) = 0.417 mW/g

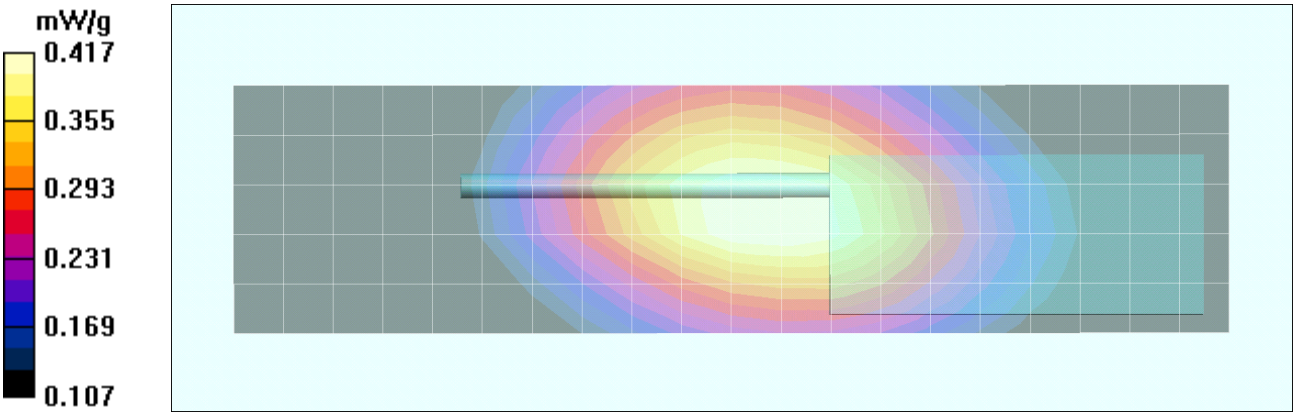

2011 Celltech Labs Inc. This document is not to be reproduced in whole or in part without the prior written permission of Celltech Labs Inc.

Face SAR Plot F3

Date Tested: 10/18/2011

DUT: Harris XG-25P (SYSTEM); Type: Portable VHF PTT Radio Transceiver; Serial: No.19

Ambient Temp: 22C; Fluid Temp: 21.6C; Barometric Pressure: 101.1 kPa; Humidity: 35%

Communication CW
Frequency: 173.4 MHz; Duty Cycle: 1:1
Medium: HSL150 Medium parameters used (interpolated): f = 173.4 MHz; σ = 0.773 mho/m; ε_r = 52.3; ρ = 1000 kg/m^3

- Probe: ET3DV6 - SN1590; ConvF(8.9, 8.9, 8.9); Calibrated: 22/06/2011
- Sensor-Surface: 4mm (Mechanical Surface Detection (Locations From Previous Scan Used))Sensor-Surface: 4mm (Mechanical Surface Detection)
- Electronics: DAE4 Sn353; Calibrated: 27/04/2010
- Phantom: Side Planar; Type: Plexiglas; Serial: 161
- Measurement SW: DASY4, V4.7 Build 44; Postprocessing SW: SEMCAD, V1.8 Build 171

Area Scan (6x21x1): Measurement grid: dx=20mm, dy=20mm
Info: Interpolated medium parameters used for SAR evaluation.
Maximum value of SAR (measured) = 0.214 mW/g
Zoom Scan (5x5x7)/Cube 0: Measurement grid: dx=7.5mm, dy=7.5mm, dz=5mm
Reference Value = 16.3 V/m; Power Drift = -0.384 dB
Peak SAR (extrapolated) = 0.297 W/kg
SAR(1 g) = 0.206 mW/g; SAR(10 g) = 0.157 mW/g
Info: Interpolated medium parameters used for SAR evaluation.
Maximum value of SAR (measured) = 0.213 mW/g

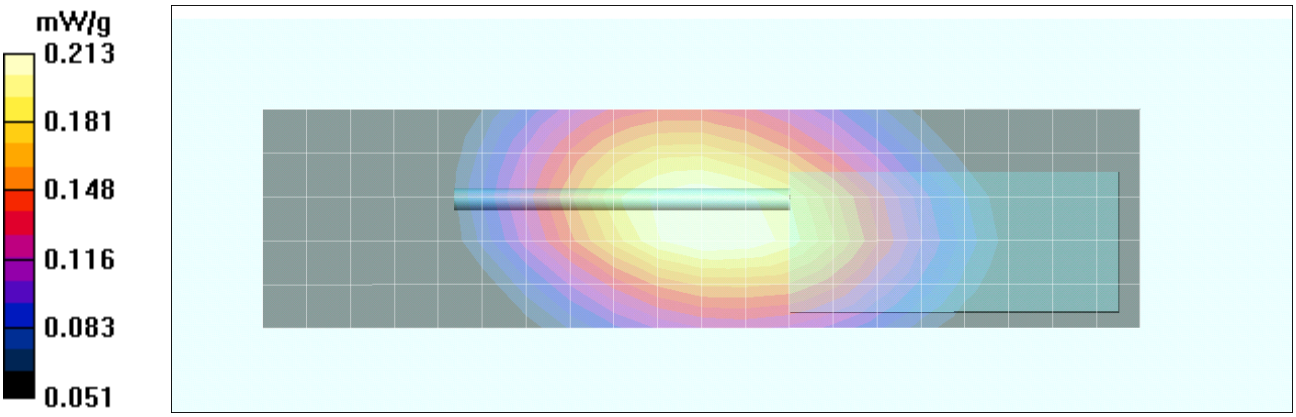

2011 Celltech Labs Inc. This document is not to be reproduced in whole or in part without the prior written permission of Celltech Labs Inc.

Face SAR Plot F4

Date Tested: 10/18/2011

DUT: Harris XG-25P (SYSTEM); Type: Portable VHF PTT Radio Transceiver; Serial: No.19

Ambient Temp: 22C; Fluid Temp: 21.6C; Barometric Pressure: 101.1 kPa; Humidity: 35%

Communication CW
Frequency: 173.4 MHz; Duty Cycle: 1:1
Medium: HSL150 Medium parameters used (interpolated): f = 173.4 MHz; σ = 0.773 mho/m; ε_r = 52.3; ρ = 1000 kg/m^3

- Probe: ET3DV6 - SN1590; ConvF(8.9, 8.9, 8.9); Calibrated: 22/06/2011
- Sensor-Surface: 4mm (Mechanical Surface Detection (Locations From Previous Scan Used))Sensor-Surface: 4mm (Mechanical Surface Detection)
- Electronics: DAE4 Sn353; Calibrated: 27/04/2010
- Phantom: Side Planar; Type: Plexiglas; Serial: 161
- Measurement SW: DASY4, V4.7 Build 44; Postprocessing SW: SEMCAD, V1.8 Build 171

Area Scan (6x21x1): Measurement grid: dx=20mm, dy=20mm
Info: Interpolated medium parameters used for SAR evaluation.
Maximum value of SAR (measured) = 1.29 mW/g
Zoom Scan (5x5x7)/Cube 0: Measurement grid: dx=7.5mm, dy=7.5mm, dz=5mm
Reference Value = 39.9 V/m; Power Drift = -0.233 dB
Peak SAR (extrapolated) = 1.79 W/kg
SAR(1 g) = 1.25 mW/g; SAR(10 g) = 0.964 mW/g
Info: Interpolated medium parameters used for SAR evaluation.
Maximum value of SAR (measured) = 1.30 mW/g

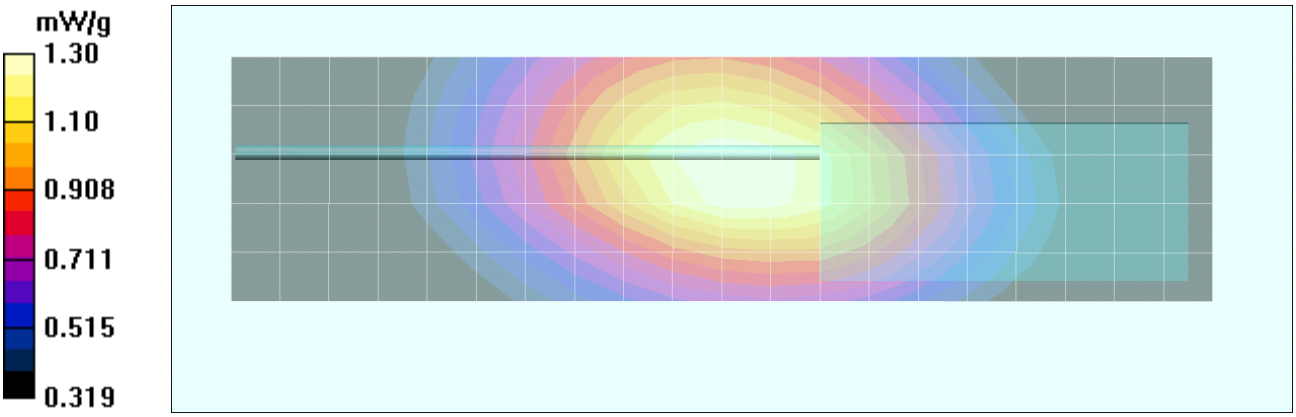

Face SAR Plot F5

Date Tested: 10/18/2011

DUT: Harris XG-25P (SYSTEM); Type: Portable VHF PTT Radio Transceiver; Serial: No.19

Ambient Temp: 22C; Fluid Temp: 21.6C; Barometric Pressure: 101.1 kPa; Humidity: 35%

Communication CW
Frequency: 144 MHz; Duty Cycle: 1:1
Medium: HSL150 Medium parameters used (interpolated): f = 144 MHz; σ = 0.742 mho/m; ε_r = 53; ρ = 1000 kg/m^3

- Probe: ET3DV6 - SN1590; ConvF(8.9, 8.9, 8.9); Calibrated: 22/06/2011
- Sensor-Surface: 4mm (Mechanical Surface Detection (Locations From Previous Scan Used))Sensor-Surface: 4mm (Mechanical Surface Detection)
- Electronics: DAE4 Sn353; Calibrated: 27/04/2010
- Phantom: Side Planar; Type: Plexiglas; Serial: 161
- Measurement SW: DASY4, V4.7 Build 44; Postprocessing SW: SEMCAD, V1.8 Build 171

Area Scan (6x21x1): Measurement grid: dx=20mm, dy=20mm
Info: Interpolated medium parameters used for SAR evaluation.
Maximum value of SAR (measured) = 1.29 mW/g
Zoom Scan (5x5x7)/Cube 0: Measurement grid: dx=7.5mm, dy=7.5mm, dz=5mm
Reference Value = 41.6 V/m; Power Drift = -0.387 dB
Peak SAR (extrapolated) = 1.79 W/kg
SAR(1 g) = 1.24 mW/g; SAR(10 g) = 0.962 mW/g
Info: Interpolated medium parameters used for SAR evaluation.

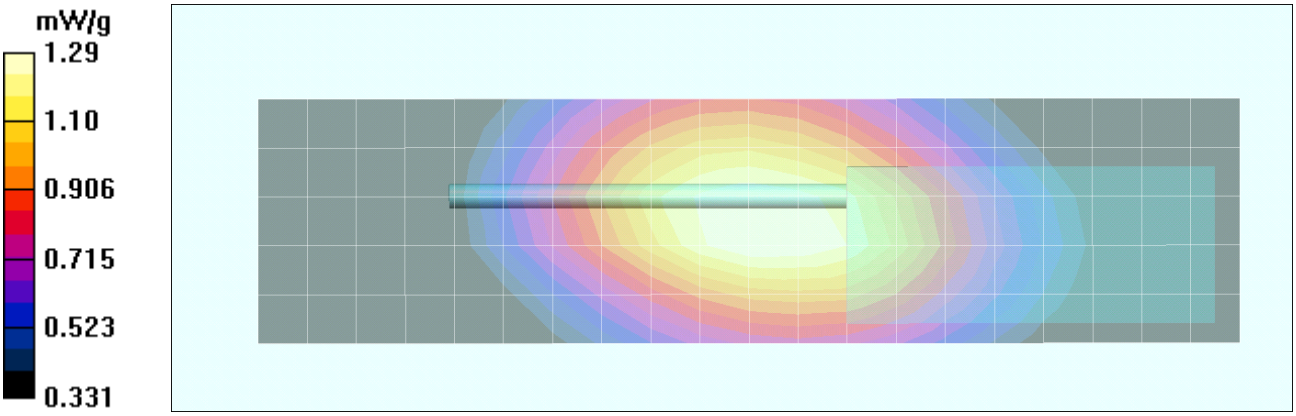

2011 Celltech Labs Inc. This document is not to be reproduced in whole or in part without the prior written permission of Celltech Labs Inc.

Face SAR Plot F6

Date Tested: 10/18/2011

DUT: Harris XG-25P (SYSTEM); Type: Portable VHF PTT Radio Transceiver; Serial: No.19

Ambient Temp: 22C; Fluid Temp: 21.6C; Barometric Pressure: 101.1 kPa; Humidity: 35%

Communication CW
Frequency: 144 MHz; Duty Cycle: 1:1
Medium: HSL150 Medium parameters used (interpolated): f = 144 MHz; σ = 0.742 mho/m; ε_r = 53; ρ = 1000 kg/m^3

- Probe: ET3DV6 - SN1590; ConvF(8.9, 8.9, 8.9); Calibrated: 22/06/2011
- Sensor-Surface: 4mm (Mechanical Surface Detection (Locations From Previous Scan Used))Sensor-Surface: 4mm (Mechanical Surface Detection)
- Electronics: DAE4 Sn353; Calibrated: 27/04/2010
- Phantom: Side Planar; Type: Plexiglas; Serial: 161
- Measurement SW: DASY4, V4.7 Build 44; Postprocessing SW: SEMCAD, V1.8 Build 171

Area Scan (6x21x1): Measurement grid: dx=20mm, dy=20mm
Info: Interpolated medium parameters used for SAR evaluation.
Maximum value of SAR (measured) = 1.19 mW/g
Zoom Scan (5x5x7)/Cube 0: Measurement grid: dx=7.5mm, dy=7.5mm, dz=5mm
Reference Value = 39.9 V/m; Power Drift = -0.228 dB
Peak SAR (extrapolated) = 1.65 W/kg
SAR(1 g) = 1.15 mW/g; SAR(10 g) = 0.895 mW/g
Info: Interpolated medium parameters used for SAR evaluation.



2011 Celltech Labs Inc. This document is not to be reproduced in whole or in part without the prior written permission of Celltech Labs Inc.

Face SAR Plot F7

Date Tested: 10/18/2011

DUT: Harris XG-25P (SYSTEM); Type: Portable VHF PTT Radio Transceiver; Serial: No.19

Ambient Temp: 22C; Fluid Temp: 21.6C; Barometric Pressure: 101.1 kPa; Humidity: 35%

Communication CW
Frequency: 144 MHz; Duty Cycle: 1:1
Medium: HSL150 Medium parameters used (interpolated): f = 144 MHz; σ = 0.742 mho/m; ε_r = 53; ρ = 1000 kg/m^3

- Probe: ET3DV6 - SN1590; ConvF(8.9, 8.9, 8.9); Calibrated: 22/06/2011
- Sensor-Surface: 4mm (Mechanical Surface Detection (Locations From Previous Scan Used))Sensor-Surface: 4mm (Mechanical Surface Detection)
- Electronics: DAE4 Sn353; Calibrated: 27/04/2010
- Phantom: Side Planar; Type: Plexiglas; Serial: 161
- Measurement SW: DASY4, V4.7 Build 44; Postprocessing SW: SEMCAD, V1.8 Build 171

Area Scan (6x21x1): Measurement grid: dx=20mm, dy=20mm
Info: Interpolated medium parameters used for SAR evaluation.
Maximum value of SAR (measured) = 1.46 mW/g
Zoom Scan (5x5x7)/Cube 0: Measurement grid: dx=7.5mm, dy=7.5mm, dz=5mm
Reference Value = 43.3 V/m; Power Drift = -0.113 dB
Peak SAR (extrapolated) = 2.05 W/kg
SAR(1 g) = 1.43 mW/g; SAR(10 g) = 1.11 mW/g
Info: Interpolated medium parameters used for SAR evaluation.
Maximum value of SAR (measured) = 1.47 mW/g

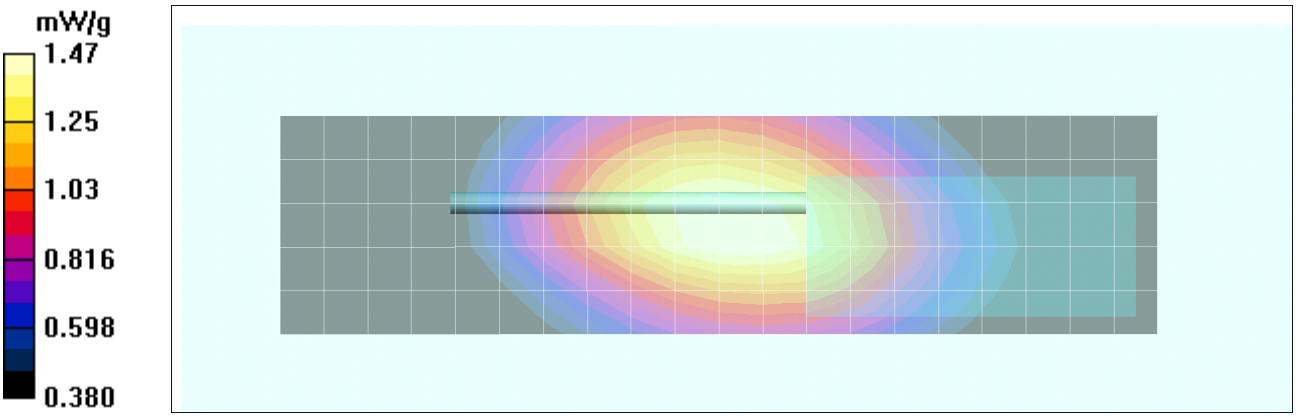

2011 Celltech Labs Inc. This document is not to be reproduced in whole or in part without the prior written permission of Celltech Labs Inc.

Z-axis Scan

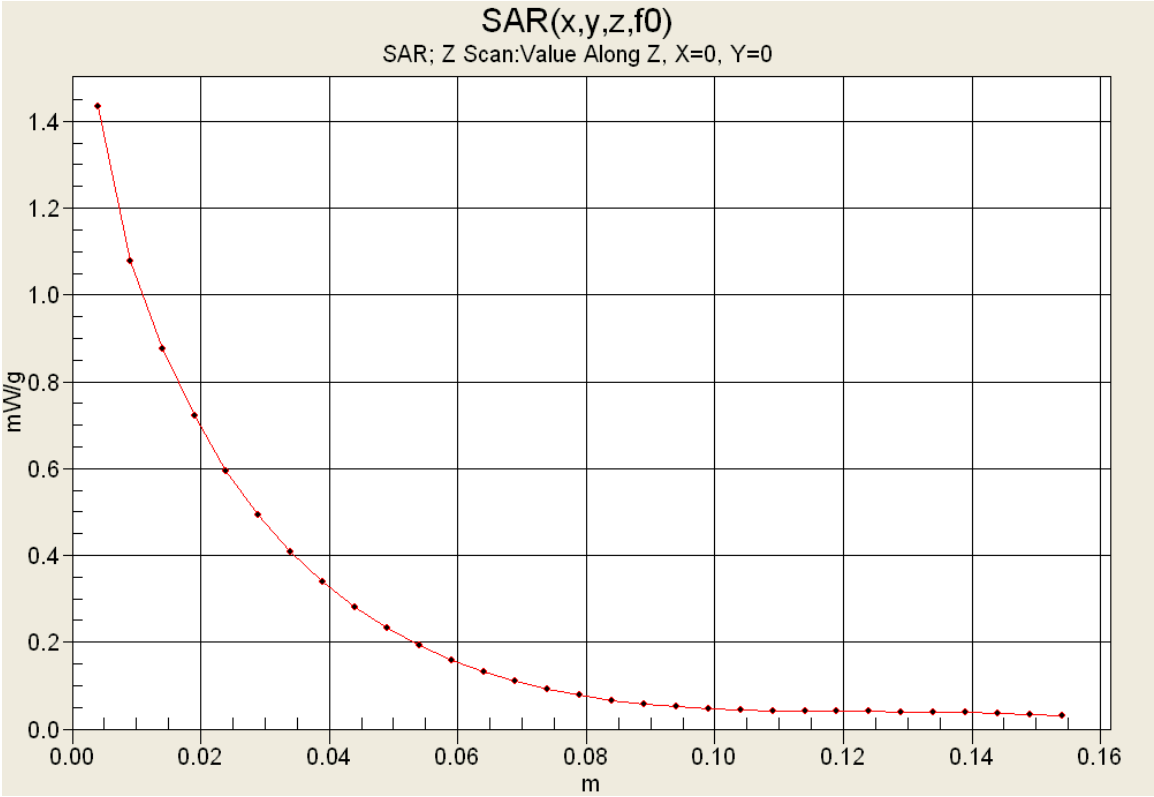

2011 Celltech Labs Inc. This document is not to be reproduced in whole or in part without the prior written permission of Celltech Labs Inc.

Face SAR Plot F8

Date Tested: 10/18/2011

DUT: Harris XG-25P (SCAN); Type: Portable VHF PTT Radio Transceiver; Serial: No.26

Ambient Temp: 22C; Fluid Temp: 21.6C; Barometric Pressure: 101.1 kPa; Humidity: 35%

Communication CW
Frequency: 144 MHz; Duty Cycle: 1:1
Medium: HSL150 Medium parameters used (interpolated): f = 144 MHz; σ = 0.742 mho/m; ε_r = 53; ρ = 1000 kg/m^3

- Probe: ET3DV6 - SN1590; ConvF(8.9, 8.9, 8.9); Calibrated: 22/06/2011
- Sensor-Surface: 4mm (Mechanical Surface Detection (Locations From Previous Scan Used))Sensor-Surface: 4mm (Mechanical Surface Detection)
- Electronics: DAE4 Sn353; Calibrated: 27/04/2010
- Phantom: Side Planar; Type: Plexiglas; Serial: 161
- Measurement SW: DASY4, V4.7 Build 44; Postprocessing SW: SEMCAD, V1.8 Build 171

Area Scan (6x21x1): Measurement grid: dx=20mm, dy=20mm
Info: Interpolated medium parameters used for SAR evaluation.
Maximum value of SAR (measured) = 1.54 mW/g
Zoom Scan (5x5x7)/Cube 0: Measurement grid: dx=7.5mm, dy=7.5mm, dz=5mm
Reference Value = 44.1 V/m; Power Drift = -0.115 dB
Peak SAR (extrapolated) = 2.14 W/kg
SAR(1 g) = 1.49 mW/g; SAR(10 g) = 1.15 mW/g
Info: Interpolated medium parameters used for SAR evaluation.

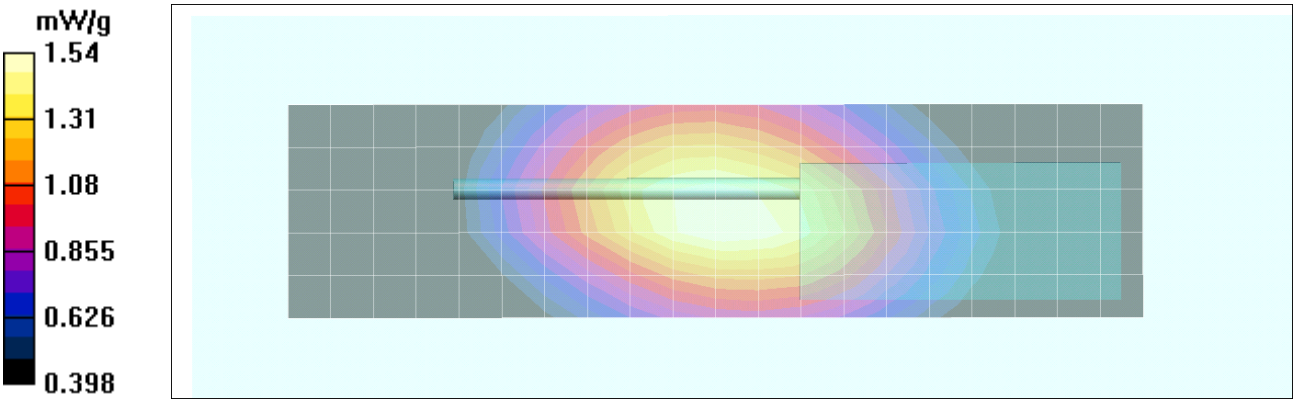

2011 Celltech Labs Inc. This document is not to be reproduced in whole or in part without the prior written permission of Celltech Labs Inc.

Z-axis Scan

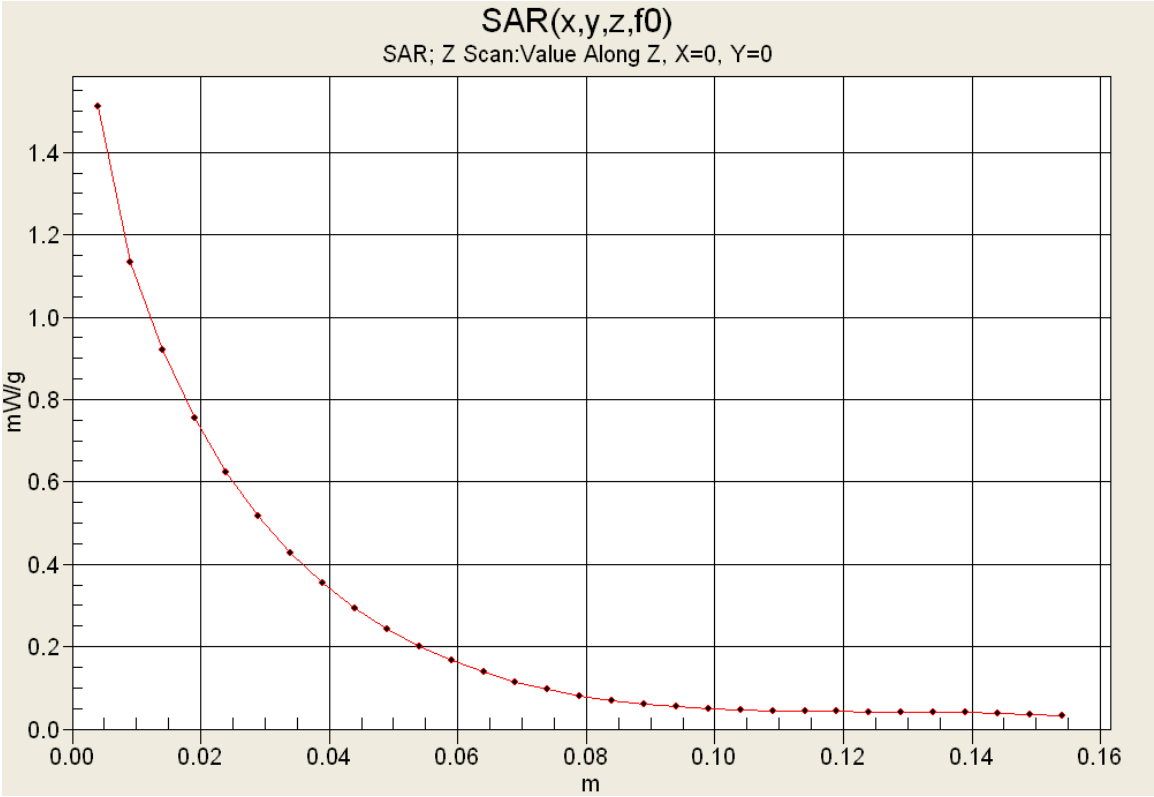

2011 Celltech Labs Inc. This document is not to be reproduced in whole or in part without the prior written permission of Celltech Labs Inc.

Face SAR Plot F9

Date Tested: 10/18/2011

DUT: Harris XG-25P (SCAN); Type: Portable VHF PTT Radio Transceiver; Serial: No.26

Ambient Temp: 22C; Fluid Temp: 21.6C; Barometric Pressure: 101.1 kPa; Humidity: 35%

Communication CW
Frequency: 150.8 MHz; Duty Cycle: 1:1
Medium: HSL150 Medium parameters used (interpolated): f = 150.8 MHz; σ = 0.761 mho/m; ε_r = 52.3; ρ = 1000 kg/m^3

- Probe: ET3DV6 - SN1590; ConvF(8.9, 8.9, 8.9); Calibrated: 22/06/2011
- Sensor-Surface: 4mm (Mechanical Surface Detection (Locations From Previous Scan Used))Sensor-Surface: 4mm (Mechanical Surface Detection)
- Electronics: DAE4 Sn353; Calibrated: 27/04/2010
- Phantom: Side Planar; Type: Plexiglas; Serial: 161
- Measurement SW: DASY4, V4.7 Build 44; Postprocessing SW: SEMCAD, V1.8 Build 171

Area Scan (6x21x1): Measurement grid: dx=20mm, dy=20mm
Info: Interpolated medium parameters used for SAR evaluation.
Maximum value of SAR (measured) = 0.444 mW/g
Zoom Scan (5x5x7)/Cube 0: Measurement grid: dx=7.5mm, dy=7.5mm, dz=5mm
Reference Value = 24.2 V/m; Power Drift = -0.181 dB
Peak SAR (extrapolated) = 0.626 W/kg
SAR(1 g) = 0.431 mW/g; SAR(10 g) = 0.332 mW/g
Info: Interpolated medium parameters used for SAR evaluation.
Maximum value of SAR (measured) = 0.445 mW/g

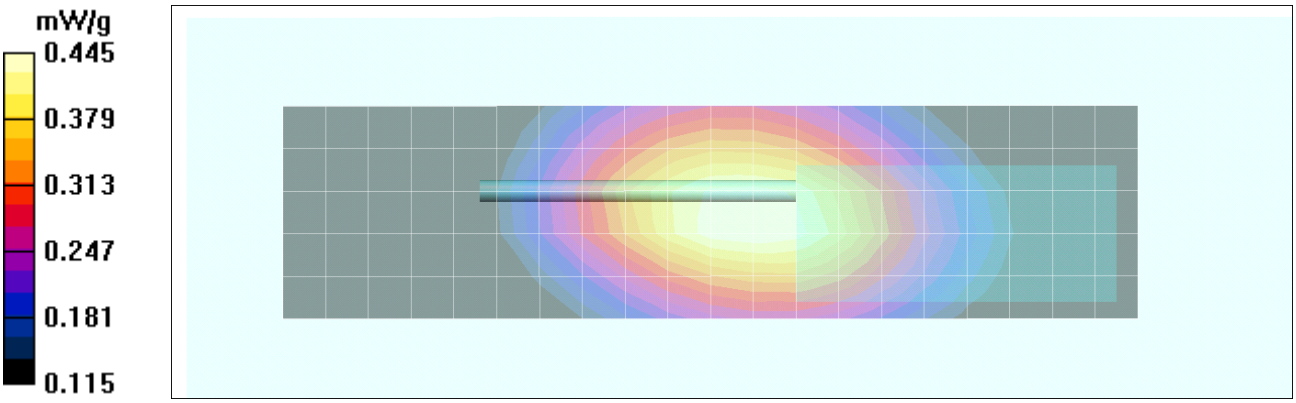

2011 Celltech Labs Inc. This document is not to be reproduced in whole or in part without the prior written permission of Celltech Labs Inc.

Face SAR Plot F10

Date Tested: 10/18/2011

DUT: Harris XG-25P (SCAN); Type: Portable VHF PTT Radio Transceiver; Serial: No.26

Ambient Temp: 22C; Fluid Temp: 21.6C; Barometric Pressure: 101.1 kPa; Humidity: 35%

Communication CW
Frequency: 173.4 MHz; Duty Cycle: 1:1
Medium: HSL150 Medium parameters used (interpolated): f = 173.4 MHz; σ = 0.773 mho/m; ε_r = 52.3; ρ = 1000 kg/m^3

- Probe: ET3DV6 - SN1590; ConvF(8.9, 8.9, 8.9); Calibrated: 22/06/2011
- Sensor-Surface: 4mm (Mechanical Surface Detection (Locations From Previous Scan Used))Sensor-Surface: 4mm (Mechanical Surface Detection)
- Electronics: DAE4 Sn353; Calibrated: 27/04/2010
- Phantom: Side Planar; Type: Plexiglas; Serial: 161
- Measurement SW: DASY4, V4.7 Build 44; Postprocessing SW: SEMCAD, V1.8 Build 171

Area Scan (6x21x1): Measurement grid: dx=20mm, dy=20mm
Info: Interpolated medium parameters used for SAR evaluation.
Maximum value of SAR (measured) = 0.212 mW/g
Zoom Scan (5x5x7)/Cube 0: Measurement grid: dx=7.5mm, dy=7.5mm, dz=5mm
Reference Value = 16.4 V/m; Power Drift = -0.408 dB
Peak SAR (extrapolated) = 0.292 W/kg
SAR(1 g) = 0.202 mW/g; SAR(10 g) = 0.154 mW/g
Info: Interpolated medium parameters used for SAR evaluation.
Maximum value of SAR (measured) = 0.209 mW/g

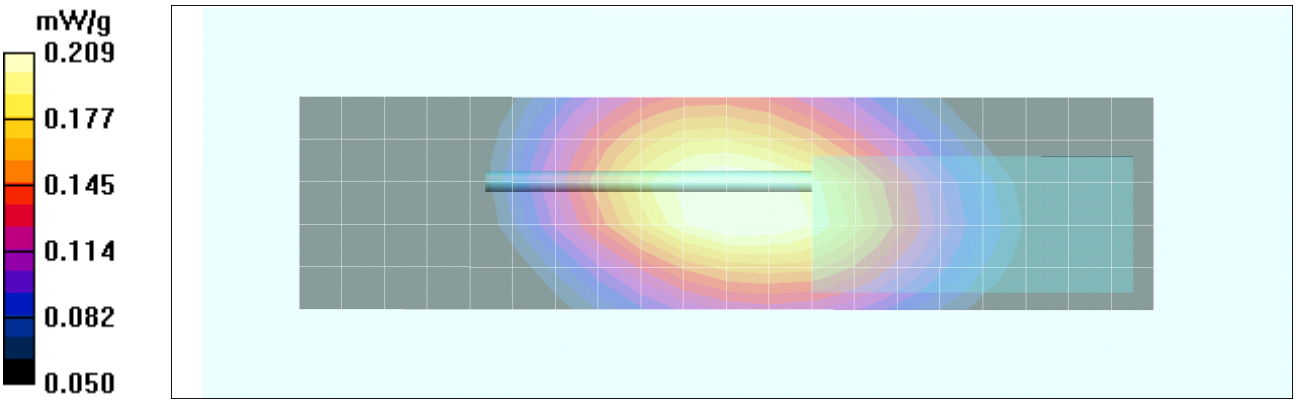

2011 Celltech Labs Inc. This document is not to be reproduced in whole or in part without the prior written permission of Celltech Labs Inc.

Face SAR Plot F11

Date Tested: 10/18/2011

DUT: Harris XG-25P (SCAN); Type: Portable VHF PTT Radio Transceiver; Serial: No.26

Ambient Temp: 22C; Fluid Temp: 21.6C; Barometric Pressure: 101.1 kPa; Humidity: 35%

Communication CW
Frequency: 173.4 MHz; Duty Cycle: 1:1
Medium: HSL150 Medium parameters used (interpolated): f = 173.4 MHz; σ = 0.773 mho/m; ε_r = 52.3; ρ = 1000 kg/m^3

- Probe: ET3DV6 - SN1590; ConvF(8.9, 8.9, 8.9); Calibrated: 22/06/2011
- Sensor-Surface: 4mm (Mechanical Surface Detection (Locations From Previous Scan Used))Sensor-Surface: 4mm (Mechanical Surface Detection)
- Electronics: DAE4 Sn353; Calibrated: 27/04/2010
- Phantom: Side Planar; Type: Plexiglas; Serial: 161
- Measurement SW: DASY4, V4.7 Build 44; Postprocessing SW: SEMCAD, V1.8 Build 171

Area Scan (6x21x1): Measurement grid: dx=20mm, dy=20mm
Info: Interpolated medium parameters used for SAR evaluation.
Maximum value of SAR (measured) = 1.32 mW/g
Zoom Scan (5x5x7)/Cube 0: Measurement grid: dx=7.5mm, dy=7.5mm, dz=5mm
Reference Value = 40.5 V/m; Power Drift = -0.241 dB
Peak SAR (extrapolated) = 1.84 W/kg
SAR(1 g) = 1.27 mW/g; SAR(10 g) = 0.976 mW/g
Info: Interpolated medium parameters used for SAR evaluation.
Maximum value of SAR (measured) = 1.31 mW/g

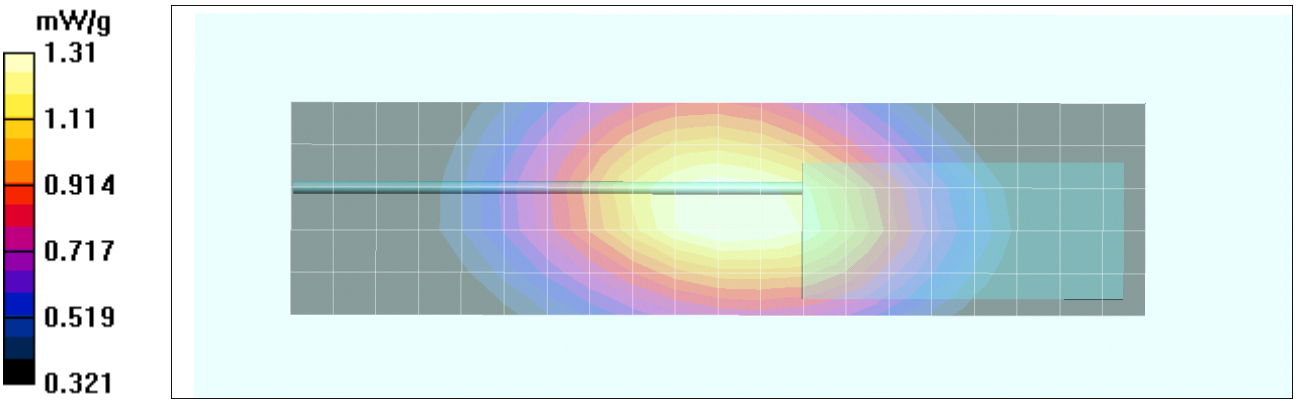

2011 Celltech Labs Inc. This document is not to be reproduced in whole or in part without the prior written permission of Celltech Labs Inc.

Body SAR Plot B1

Date Tested: 10/19/2011

DUT: Harris XG-25P (SYSTEM); Type: Portable VHF PTT Radio Transceiver; Serial: No.19

Ambient Temp: 22C; Fluid Temp: 21.0C; Barometric Pressure: 101.1 kPa; Humidity: 32%

Communication CW
Frequency: 144 MHz; Duty Cycle: 1:1
Medium: M150 Medium parameters used (interpolated): f = 144 MHz; σ = 0.77 mho/m; ε_r = 63.7; ρ = 1000 kg/m^3

- Probe: ET3DV6 - SN1590; ConvF(8.3, 8.3, 8.3); Calibrated: 22/06/2011
- Sensor-Surface: 4mm (Mechanical Surface Detection (Locations From Previous Scan Used))Sensor-Surface: 4mm (Mechanical Surface Detection)
- Electronics: DAE4 Sn353; Calibrated: 27/04/2010
- Phantom: Side Planar; Type: Plexiglas; Serial: 161
- Measurement SW: DASY4, V4.7 Build 44; Postprocessing SW: SEMCAD, V1.8 Build 171

Area Scan (6x21x1): Measurement grid: dx=20mm, dy=20mm
Info: Interpolated medium parameters used for SAR evaluation.
Maximum value of SAR (measured) = 0.585 mW/g
Zoom Scan (5x5x7)/Cube 0: Measurement grid: dx=7.5mm, dy=7.5mm, dz=5mm
Reference Value = 18.7 V/m; Power Drift = -0.167 dB
Peak SAR (extrapolated) = 1.39 W/kg
SAR(1 g) = 0.575 mW/g; SAR(10 g) = 0.369 mW/g
Info: Interpolated medium parameters used for SAR evaluation.
Maximum value of SAR (measured) = 0.581 mW/g

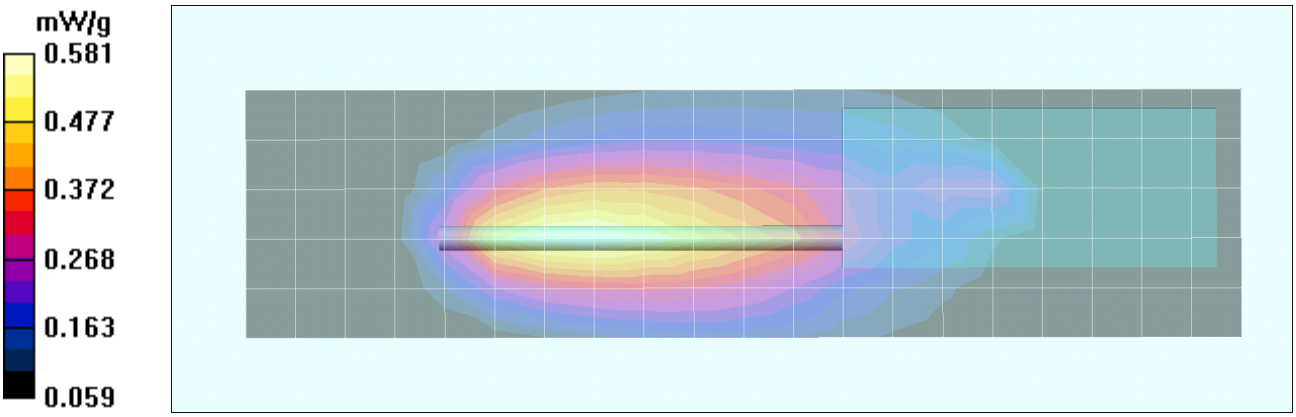

2011 Celltech Labs Inc. This document is not to be reproduced in whole or in part without the prior written permission of Celltech Labs Inc.

Body SAR Plot B2

Date Tested: 10/19/2011

DUT: Harris XG-25P (SYSTEM); Type: Portable VHF PTT Radio Transceiver; Serial: No.19

Ambient Temp: 22C; Fluid Temp: 21.0C; Barometric Pressure: 101.1 kPa; Humidity: 32%

Communication CW
Frequency: 150.8 MHz; Duty Cycle: 1:1
Medium: M150 Medium parameters used (interpolated): f = 150.8 MHz; σ = 0.77 mho/m; ε_r = 63.6; ρ = 1000 kg/m^3

- Probe: ET3DV6 - SN1590; ConvF(8.3, 8.3, 8.3); Calibrated: 22/06/2011
- Sensor-Surface: 4mm (Mechanical Surface Detection (Locations From Previous Scan Used))Sensor-Surface: 4mm (Mechanical Surface Detection)
- Electronics: DAE4 Sn353; Calibrated: 27/04/2010
- Phantom: Side Planar; Type: Plexiglas; Serial: 161
- Measurement SW: DASY4, V4.7 Build 44; Postprocessing SW: SEMCAD, V1.8 Build 171

Area Scan (6x21x1): Measurement grid: dx=20mm, dy=20mm
Info: Interpolated medium parameters used for SAR evaluation.
Maximum value of SAR (measured) = 9.94 mW/g
Zoom Scan (5x5x7)/Cube 0: Measurement grid: dx=7.5mm, dy=7.5mm, dz=5mm
Reference Value = 55.2 V/m; Power Drift = -0.211 dB
Peak SAR (extrapolated) = 40.3 W/kg
SAR(1 g) = 9.16 mW/g; SAR(10 g) = 4.02 mW/g
Info: Interpolated medium parameters used for SAR evaluation.
Maximum value of SAR (measured) = 8.63 mW/g



2011 Celltech Labs Inc. This document is not to be reproduced in whole or in part without the prior written permission of Celltech Labs Inc.

Body SAR Plot B3

Date Tested: 10/19/2011

DUT: Harris XG-25P (SYSTEM); Type: Portable VHF PTT Radio Transceiver; Serial: No.19

Ambient Temp: 22C; Fluid Temp: 21.0C; Barometric Pressure: 101.1 kPa; Humidity: 32%

Communication CW
Frequency: 156.4 MHz; Duty Cycle: 1:1
Medium: M150 Medium parameters used (interpolated): f = 156.4 MHz; σ = 0.77 mho/m; ε_r = 62.7; ρ = 1000 kg/m^3

- Probe: ET3DV6 - SN1590; ConvF(8.3, 8.3, 8.3); Calibrated: 22/06/2011
- Sensor-Surface: 4mm (Mechanical Surface Detection (Locations From Previous Scan Used))Sensor-Surface: 4mm (Mechanical Surface Detection)
- Electronics: DAE4 Sn353; Calibrated: 27/04/2010
- Phantom: Side Planar; Type: Plexiglas; Serial: 161
- Measurement SW: DASY4, V4.7 Build 44; Postprocessing SW: SEMCAD, V1.8 Build 171

Area Scan (6x21x1): Measurement grid: dx=20mm, dy=20mm
Info: Interpolated medium parameters used for SAR evaluation.
Maximum value of SAR (measured) = 5.85 mW/g
Zoom Scan (5x5x7)/Cube 0: Measurement grid: dx=7.5mm, dy=7.5mm, dz=5mm
Reference Value = 50.2 V/m; Power Drift = -0.274 dB
Peak SAR (extrapolated) = 29.8 W/kg
SAR(1 g) = 6.68 mW/g; SAR(10 g) = 2.99 mW/g
Info: Interpolated medium parameters used for SAR evaluation.
Maximum value of SAR (measured) = 6.01 mW/g

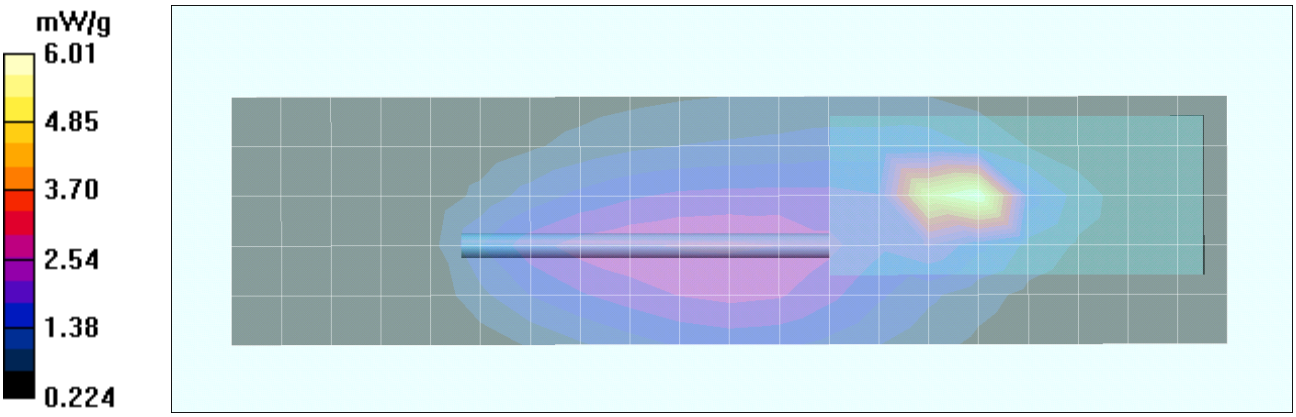

2011 Celltech Labs Inc. This document is not to be reproduced in whole or in part without the prior written permission of Celltech Labs Inc.

Body SAR Plot B4

Date Tested: 10/19/2011

DUT: Harris XG-25P (SYSTEM); Type: Portable VHF PTT Radio Transceiver; Serial: No.19

Ambient Temp: 22C; Fluid Temp: 21.0C; Barometric Pressure: 101.1 kPa; Humidity: 32%

Communication CW
Frequency: 173.4 MHz; Duty Cycle: 1:1
Medium: M150 Medium parameters used (interpolated): f = 173.4 MHz; σ = 0.783 mho/m; ε_r = 62; ρ = 1000 kg/m^3

- Probe: ET3DV6 - SN1590; ConvF(8.3, 8.3, 8.3); Calibrated: 22/06/2011
- Sensor-Surface: 4mm (Mechanical Surface Detection (Locations From Previous Scan Used))Sensor-Surface: 4mm (Mechanical Surface Detection)
- Electronics: DAE4 Sn353; Calibrated: 27/04/2010
- Phantom: Side Planar; Type: Plexiglas; Serial: 161
- Measurement SW: DASY4, V4.7 Build 44; Postprocessing SW: SEMCAD, V1.8 Build 171

Area Scan (6x21x1): Measurement grid: dx=20mm, dy=20mm
Info: Interpolated medium parameters used for SAR evaluation.
Maximum value of SAR (measured) = 0.350 mW/g
Zoom Scan (5x5x7)/Cube 0: Measurement grid: dx=7.5mm, dy=7.5mm, dz=5mm
Reference Value = 16.7 V/m; Power Drift = -0.250 dB
Peak SAR (extrapolated) = 1.27 W/kg
SAR(1 g) = 0.345 mW/g; SAR(10 g) = 0.171 mW/g
Info: Interpolated medium parameters used for SAR evaluation.
Maximum value of SAR (measured) = 0.332 mW/g

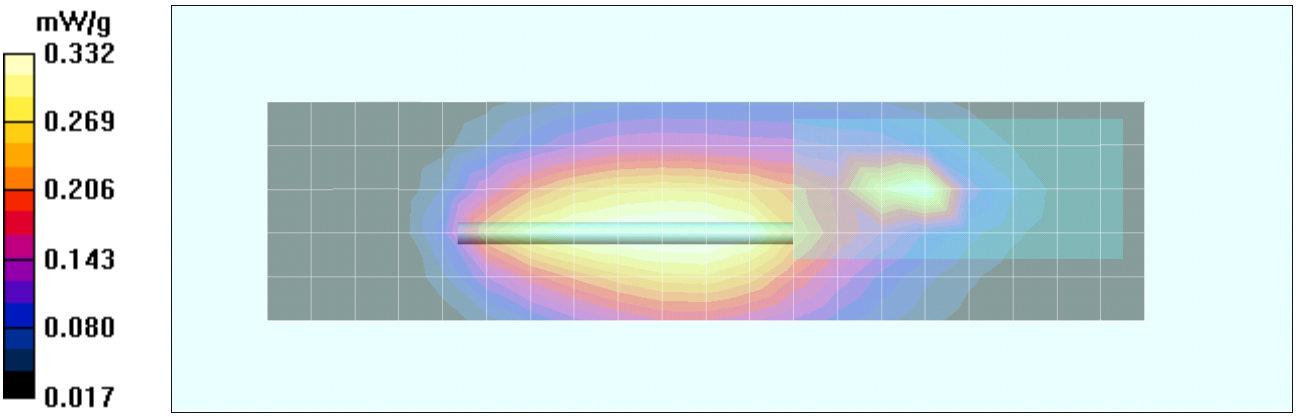

2011 Celltech Labs Inc. This document is not to be reproduced in whole or in part without the prior written permission of Celltech Labs Inc.

Body SAR Plot B5

Date Tested: 10/19/2011

DUT: Harris XG-25P (SYSTEM); Type: Portable VHF PTT Radio Transceiver; Serial: No.19

Ambient Temp: 22C; Fluid Temp: 21.0C; Barometric Pressure: 101.1 kPa; Humidity: 32%

Communication CW
Frequency: 173.4 MHz; Duty Cycle: 1:1
Medium: M150 Medium parameters used (interpolated): f = 173.4 MHz; σ = 0.783 mho/m; ε_r = 62; ρ = 1000 kg/m^3

- Probe: ET3DV6 - SN1590; ConvF(8.3, 8.3, 8.3); Calibrated: 22/06/2011
- Sensor-Surface: 4mm (Mechanical Surface Detection (Locations From Previous Scan Used))Sensor-Surface: 4mm (Mechanical Surface Detection)
- Electronics: DAE4 Sn353; Calibrated: 27/04/2010
- Phantom: Side Planar; Type: Plexiglas; Serial: 161
- Measurement SW: DASY4, V4.7 Build 44; Postprocessing SW: SEMCAD, V1.8 Build 171

Area Scan (6x21x1): Measurement grid: dx=20mm, dy=20mm
Info: Interpolated medium parameters used for SAR evaluation.
Maximum value of SAR (measured) = 1.21 mW/g
Zoom Scan (5x5x7)/Cube 0: Measurement grid: dx=7.5mm, dy=7.5mm, dz=5mm
Reference Value = 32.8 V/m; Power Drift = -0.180 dB
Peak SAR (extrapolated) = 4.21 W/kg
SAR(1 g) = 1.26 mW/g; SAR(10 g) = 0.637 mW/g
Info: Interpolated medium parameters used for SAR evaluation.
Maximum value of SAR (measured) = 1.25 mW/g

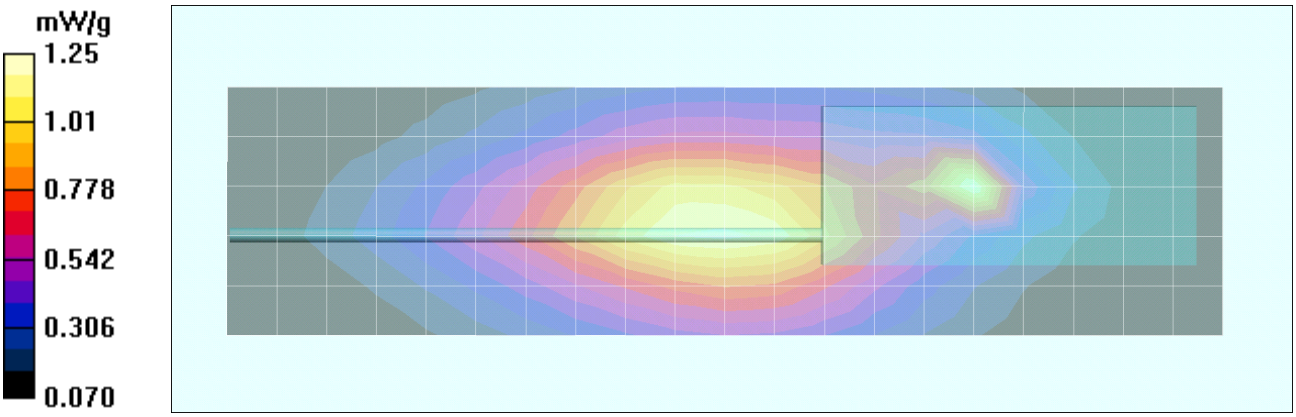

2011 Celltech Labs Inc. This document is not to be reproduced in whole or in part without the prior written permission of Celltech Labs Inc.

Body SAR Plot B6

Date Tested: 10/19/2011

DUT: Harris XG-25P (SYSTEM); Type: Portable VHF PTT Radio Transceiver; Serial: No.19

Ambient Temp: 22C; Fluid Temp: 21.0C; Barometric Pressure: 101.1 kPa; Humidity: 32%

Communication CW
Frequency: 150.8 MHz; Duty Cycle: 1:1
Medium: M150 Medium parameters used (interpolated): f = 150.8 MHz; σ = 0.77 mho/m; ε_r = 63.6; ρ = 1000 kg/m^3

- Probe: ET3DV6 - SN1590; ConvF(8.3, 8.3, 8.3); Calibrated: 22/06/2011
- Sensor-Surface: 4mm (Mechanical Surface Detection (Locations From Previous Scan Used))Sensor-Surface: 4mm (Mechanical Surface Detection)
- Electronics: DAE4 Sn353; Calibrated: 27/04/2010
- Phantom: Side Planar; Type: Plexiglas; Serial: 161
- Measurement SW: DASY4, V4.7 Build 44; Postprocessing SW: SEMCAD, V1.8 Build 171

Area Scan (6x21x1): Measurement grid: dx=20mm, dy=20mm
Info: Interpolated medium parameters used for SAR evaluation.
Maximum value of SAR (measured) = 1.44 mW/g
Zoom Scan (5x5x7)/Cube 0: Measurement grid: dx=7.5mm, dy=7.5mm, dz=5mm
Reference Value = 24.9 V/m; Power Drift = -0.141 dB
Peak SAR (extrapolated) = 6.10 W/kg
SAR(1 g) = 1.47 mW/g; SAR(10 g) = 0.651 mW/g
Info: Interpolated medium parameters used for SAR evaluation.
Maximum value of SAR (measured) = 1.42 mW/g

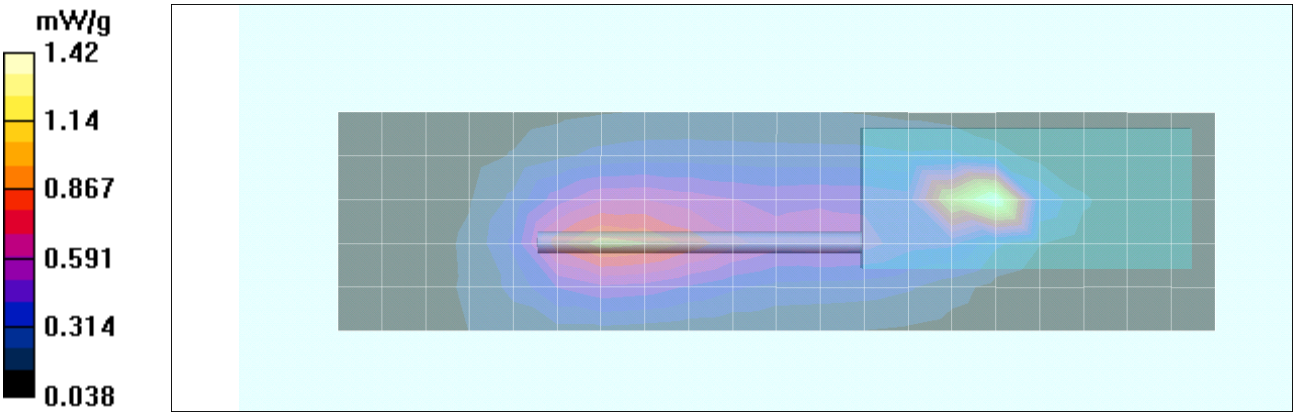

2011 Celltech Labs Inc. This document is not to be reproduced in whole or in part without the prior written permission of Celltech Labs Inc.

Body SAR Plot B7

Date Tested: 10/19/2011

DUT: Harris XG-25P (SYSTEM); Type: Portable VHF PTT Radio Transceiver; Serial: No.19

Ambient Temp: 22C; Fluid Temp: 21.0C; Barometric Pressure: 101.1 kPa; Humidity: 32%

Communication CW
Frequency: 150.8 MHz; Duty Cycle: 1:1
Medium: M150 Medium parameters used (interpolated): f = 150.8 MHz; σ = 0.77 mho/m; ε_r = 63.6; ρ = 1000 kg/m^3

- Probe: ET3DV6 - SN1590; ConvF(8.3, 8.3, 8.3); Calibrated: 22/06/2011
- Sensor-Surface: 4mm (Mechanical Surface Detection (Locations From Previous Scan Used))Sensor-Surface: 4mm (Mechanical Surface Detection)
- Electronics: DAE4 Sn353; Calibrated: 27/04/2010
- Phantom: Side Planar; Type: Plexiglas; Serial: 161
- Measurement SW: DASY4, V4.7 Build 44; Postprocessing SW: SEMCAD, V1.8 Build 171

Area Scan (6x21x1): Measurement grid: dx=20mm, dy=20mm
Info: Interpolated medium parameters used for SAR evaluation.
Maximum value of SAR (measured) = 9.96 mW/g
Zoom Scan (5x5x7)/Cube 0: Measurement grid: dx=7.5mm, dy=7.5mm, dz=5mm
Reference Value = 55.4 V/m; Power Drift = 0.061 dB
Peak SAR (extrapolated) = 39.4 W/kg
SAR(1 g) = 9.29 mW/g; SAR(10 g) = 4.17 mW/g
Info: Interpolated medium parameters used for SAR evaluation.
Maximum value of SAR (measured) = 8.53 mW/g

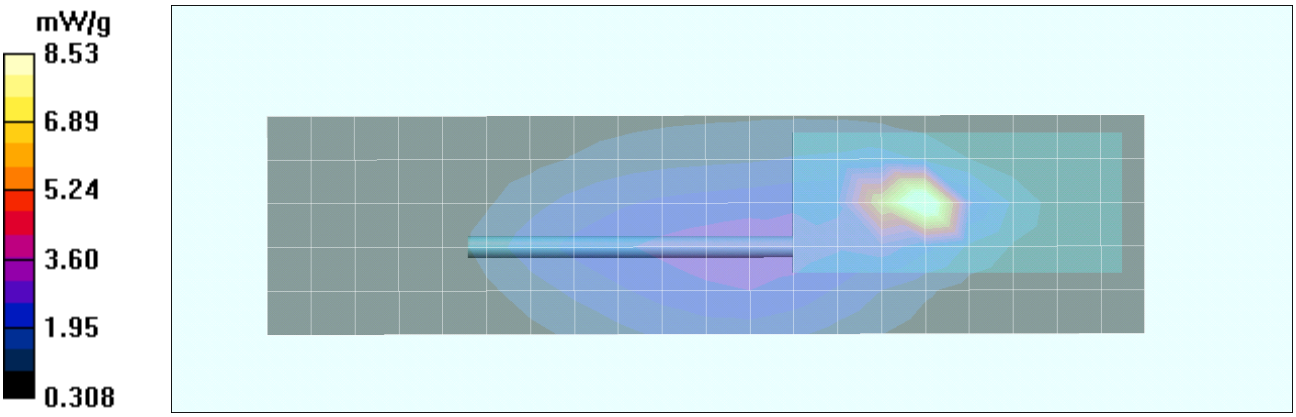

2011 Celltech Labs Inc. This document is not to be reproduced in whole or in part without the prior written permission of Celltech Labs Inc.

Body SAR Plot B8

Date Tested: 10/19/2011

DUT: Harris XG-25P (SYSTEM); Type: Portable VHF PTT Radio Transceiver; Serial: No.19

Ambient Temp: 22C; Fluid Temp: 21.0C; Barometric Pressure: 101.1 kPa; Humidity: 32%

Communication CW
Frequency: 150.8 MHz; Duty Cycle: 1:1
Medium: M150 Medium parameters used (interpolated): f = 150.8 MHz; σ = 0.77 mho/m; ε_r = 63.6; ρ = 1000 kg/m^3

- Probe: ET3DV6 - SN1590; ConvF(8.3, 8.3, 8.3); Calibrated: 22/06/2011
- Sensor-Surface: 4mm (Mechanical Surface Detection (Locations From Previous Scan Used))Sensor-Surface: 4mm (Mechanical Surface Detection)
- Electronics: DAE4 Sn353; Calibrated: 27/04/2010
- Phantom: Side Planar; Type: Plexiglas; Serial: 161
- Measurement SW: DASY4, V4.7 Build 44; Postprocessing SW: SEMCAD, V1.8 Build 171

Area Scan (6x21x1): Measurement grid: dx=20mm, dy=20mm
Info: Interpolated medium parameters used for SAR evaluation.
Maximum value of SAR (measured) = 10.3 mW/g
Zoom Scan (5x5x7)/Cube 0: Measurement grid: dx=7.5mm, dy=7.5mm, dz=5mm
Reference Value = 58.9 V/m; Power Drift = 0.243 dB
Peak SAR (extrapolated) = 45.2 W/kg
SAR(1 g) = 10.8 mW/g; SAR(10 g) = 4.84 mW/g
Info: Interpolated medium parameters used for SAR evaluation.
Maximum value of SAR (measured) = 10.5 mW/g

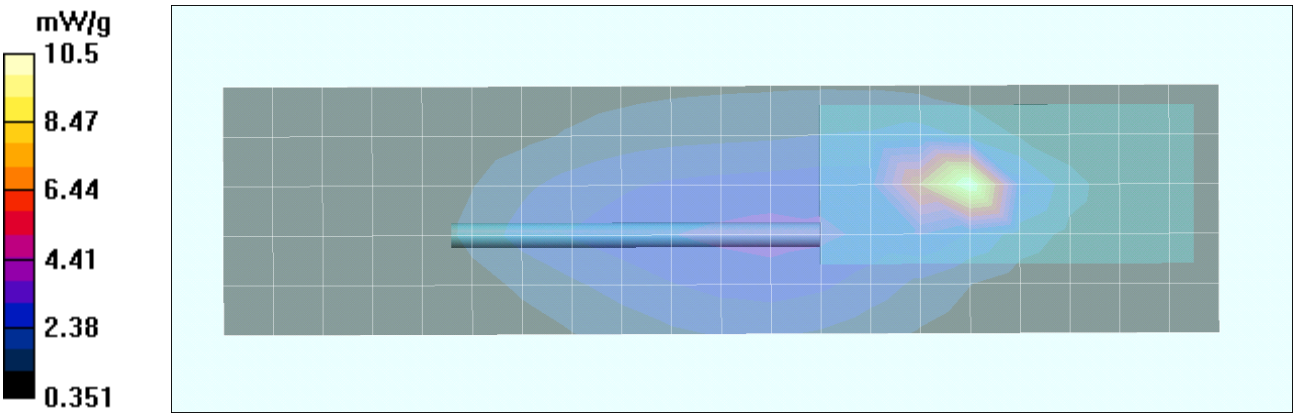

2011 Celltech Labs Inc. This document is not to be reproduced in whole or in part without the prior written permission of Celltech Labs Inc.

Z-axis Scan

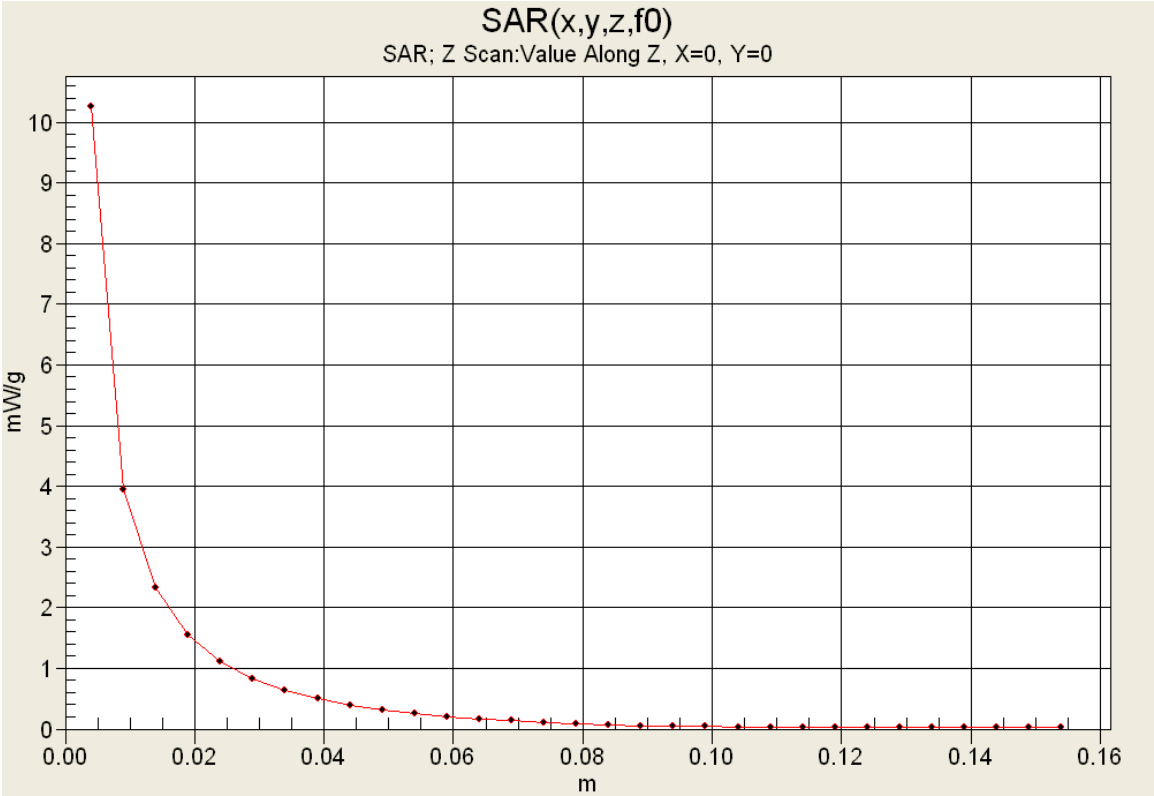

SAR vs. TIME

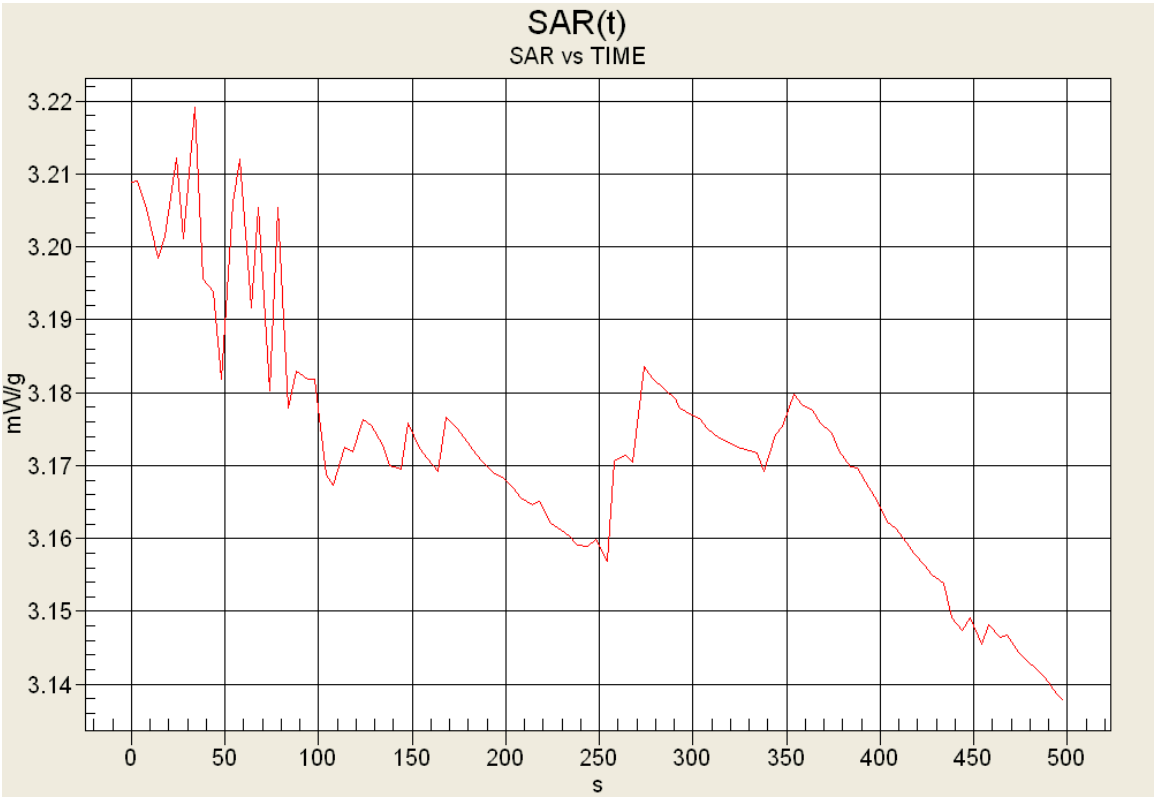

2011 Celltech Labs Inc. This document is not to be reproduced in whole or in part without the prior written permission of Celltech Labs Inc.

Body SAR Plot B9

Date Tested: 10/20/2011

DUT: Harris XG-25P (SYSTEM); Type: Portable VHF PTT Radio Transceiver; Serial: No.19

Ambient Temp: 22C; Fluid Temp: 21.6C; Barometric Pressure: 101.1 kPa; Humidity: 32%

Communication CW
Frequency: 144 MHz; Duty Cycle: 1:1
Medium: M150 Medium parameters used (interpolated): f = 144 MHz; σ = 0.79 mho/m; ε_r = 64.5; ρ = 1000 kg/m^3

- Probe: ET3DV6 - SN1590; ConvF(8.3, 8.3, 8.3); Calibrated: 22/06/2011
- Sensor-Surface: 4mm (Mechanical Surface Detection (Locations From Previous Scan Used))Sensor-Surface: 4mm (Mechanical Surface Detection)
- Electronics: DAE4 Sn353; Calibrated: 27/04/2010
- Phantom: Side Planar; Type: Plexiglas; Serial: 161
- Measurement SW: DASY4, V4.7 Build 44; Postprocessing SW: SEMCAD, V1.8 Build 171

Area Scan (6x21x1): Measurement grid: dx=20mm, dy=20mm
Info: Interpolated medium parameters used for SAR evaluation.
Maximum value of SAR (measured) = 0.142 mW/g
Zoom Scan (5x5x7)/Cube 0: Measurement grid: dx=7.5mm, dy=7.5mm, dz=5mm
Reference Value = 12.6 V/m; Power Drift = -1.65 dB
Peak SAR (extrapolated) = 0.242 W/kg
SAR(1 g) = 0.125 mW/g; SAR(10 g) = 0.091 mW/g
Info: Interpolated medium parameters used for SAR evaluation.
Maximum value of SAR (measured) = 0.126 mW/g

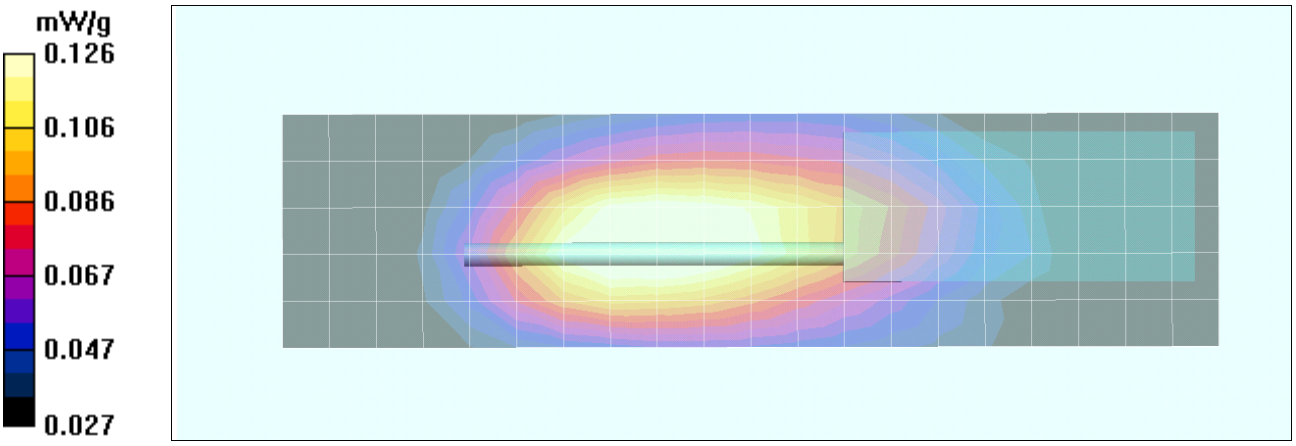

2011 Celltech Labs Inc. This document is not to be reproduced in whole or in part without the prior written permission of Celltech Labs Inc.

Body SAR Plot B10

Date Tested: 10/20/2011

DUT: Harris XG-25P (SYSTEM); Type: Portable VHF PTT Radio Transceiver; Serial: No.19

Ambient Temp: 22C; Fluid Temp: 21.6C; Barometric Pressure: 101.1 kPa; Humidity: 32%

Communication CW
Frequency: 150.8 MHz; Duty Cycle: 1:1
Medium: M150 Medium parameters used (interpolated): f = 150.8 MHz; σ = 0.788 mho/m; ε_r = 63.9; ρ = 1000 kg/m^3

- Probe: ET3DV6 - SN1590; ConvF(8.3, 8.3, 8.3); Calibrated: 22/06/2011
- Sensor-Surface: 4mm (Mechanical Surface Detection (Locations From Previous Scan Used))Sensor-Surface: 4mm (Mechanical Surface Detection)
- Electronics: DAE4 Sn353; Calibrated: 27/04/2010
- Phantom: Side Planar; Type: Plexiglas; Serial: 161
- Measurement SW: DASY4, V4.7 Build 44; Postprocessing SW: SEMCAD, V1.8 Build 171

Area Scan (6x21x1): Measurement grid: dx=20mm, dy=20mm
Info: Interpolated medium parameters used for SAR evaluation.
Maximum value of SAR (measured) = 0.261 mW/g
Zoom Scan (5x5x7)/Cube 0: Measurement grid: dx=7.5mm, dy=7.5mm, dz=5mm
Reference Value = 17.6 V/m; Power Drift = -0.227 dB
Peak SAR (extrapolated) = 0.801 W/kg
SAR(1 g) = 0.223 mW/g; SAR(10 g) = 0.125 mW/g
Info: Interpolated medium parameters used for SAR evaluation.
Maximum value of SAR (measured) = 0.222 mW/g

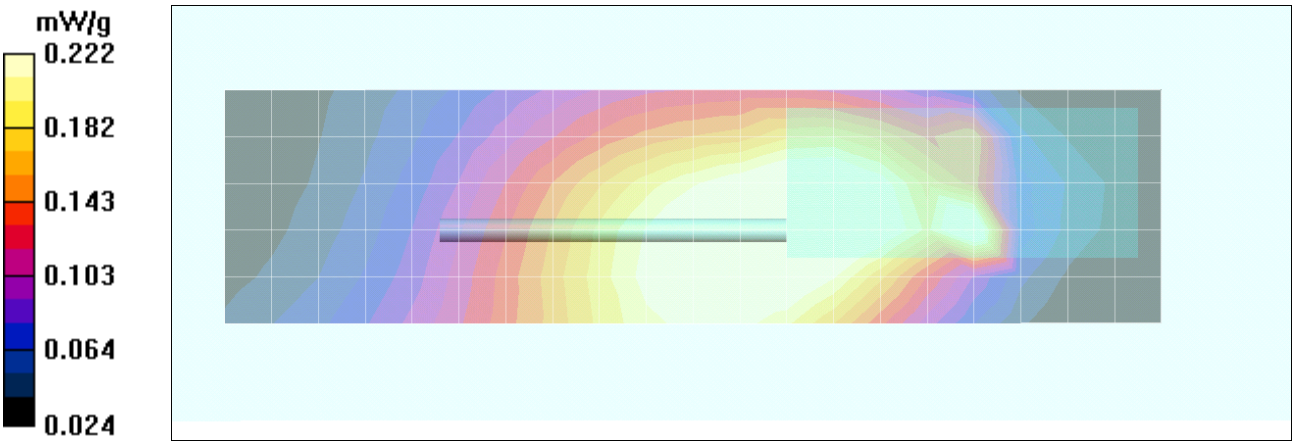

2011 Celltech Labs Inc. This document is not to be reproduced in whole or in part without the prior written permission of Celltech Labs Inc.

Body SAR Plot B11

Date Tested: 10/20/2011

DUT: Harris XG-25P (SYSTEM); Type: Portable VHF PTT Radio Transceiver; Serial: No.19

Ambient Temp: 22C; Fluid Temp: 21.6C; Barometric Pressure: 101.1 kPa; Humidity: 32%

Communication CW
Frequency: 173.4 MHz; Duty Cycle: 1:1
Medium: M150 Medium parameters used (interpolated): f = 173.4 MHz; σ = 0.793 mho/m; ε_r = 63.2; ρ = 1000 kg/m^3

- Probe: ET3DV6 - SN1590; ConvF(8.3, 8.3, 8.3); Calibrated: 22/06/2011
- Sensor-Surface: 4mm (Mechanical Surface Detection (Locations From Previous Scan Used))Sensor-Surface: 4mm (Mechanical Surface Detection)
- Electronics: DAE4 Sn353; Calibrated: 27/04/2010
- Phantom: Side Planar; Type: Plexiglas; Serial: 161
- Measurement SW: DASY4, V4.7 Build 44; Postprocessing SW: SEMCAD, V1.8 Build 171

Area Scan (6x21x1): Measurement grid: dx=20mm, dy=20mm
Info: Interpolated medium parameters used for SAR evaluation.
Maximum value of SAR (measured) = 0.206 mW/g
Zoom Scan (5x5x7)/Cube 0: Measurement grid: dx=7.5mm, dy=7.5mm, dz=5mm
Reference Value = 14.5 V/m; Power Drift = -0.253 dB
Peak SAR (extrapolated) = 0.270 W/kg
SAR(1 g) = 0.190 mW/g; SAR(10 g) = 0.147 mW/g
Info: Interpolated medium parameters used for SAR evaluation.
Maximum value of SAR (measured) = 0.196 mW/g

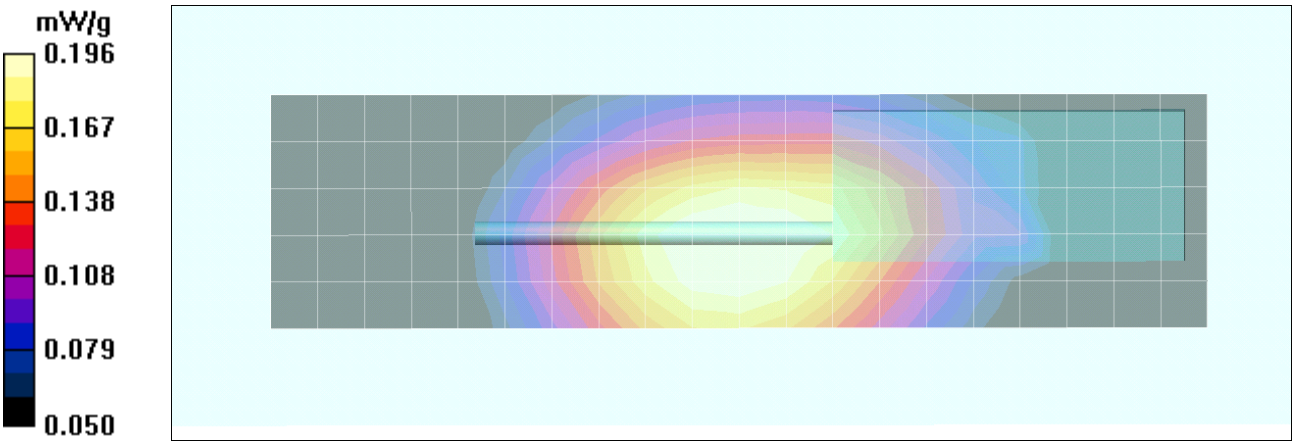

2011 Celltech Labs Inc. This document is not to be reproduced in whole or in part without the prior written permission of Celltech Labs Inc.

Body SAR Plot B12

Date Tested: 10/20/2011

DUT: Harris XG-25P (SYSTEM); Type: Portable VHF PTT Radio Transceiver; Serial: No.19

Ambient Temp: 22C; Fluid Temp: 21.6C; Barometric Pressure: 101.1 kPa; Humidity: 32%

Communication CW
Frequency: 173.4 MHz; Duty Cycle: 1:1
Medium: M150 Medium parameters used (interpolated): f = 173.4 MHz; σ = 0.793 mho/m; ε_r = 63.2; ρ = 1000 kg/m^3

- Probe: ET3DV6 - SN1590; ConvF(8.3, 8.3, 8.3); Calibrated: 22/06/2011
- Sensor-Surface: 4mm (Mechanical Surface Detection (Locations From Previous Scan Used))Sensor-Surface: 4mm (Mechanical Surface Detection)
- Electronics: DAE4 Sn353; Calibrated: 27/04/2010
- Phantom: Side Planar; Type: Plexiglas; Serial: 161
- Measurement SW: DASY4, V4.7 Build 44; Postprocessing SW: SEMCAD, V1.8 Build 171

Area Scan (6x21x1): Measurement grid: dx=20mm, dy=20mm
Info: Interpolated medium parameters used for SAR evaluation.
Maximum value of SAR (measured) = 1.29 mW/g
Zoom Scan (5x5x7)/Cube 0: Measurement grid: dx=7.5mm, dy=7.5mm, dz=5mm
Reference Value = 35.7 V/m; Power Drift = -0.178 dB
Peak SAR (extrapolated) = 1.67 W/kg
SAR(1 g) = 1.16 mW/g; SAR(10 g) = 0.890 mW/g

Info: Interpolated medium parameters used for SAR evaluation.
Maximum value of SAR (measured) = 1.20 mW/g

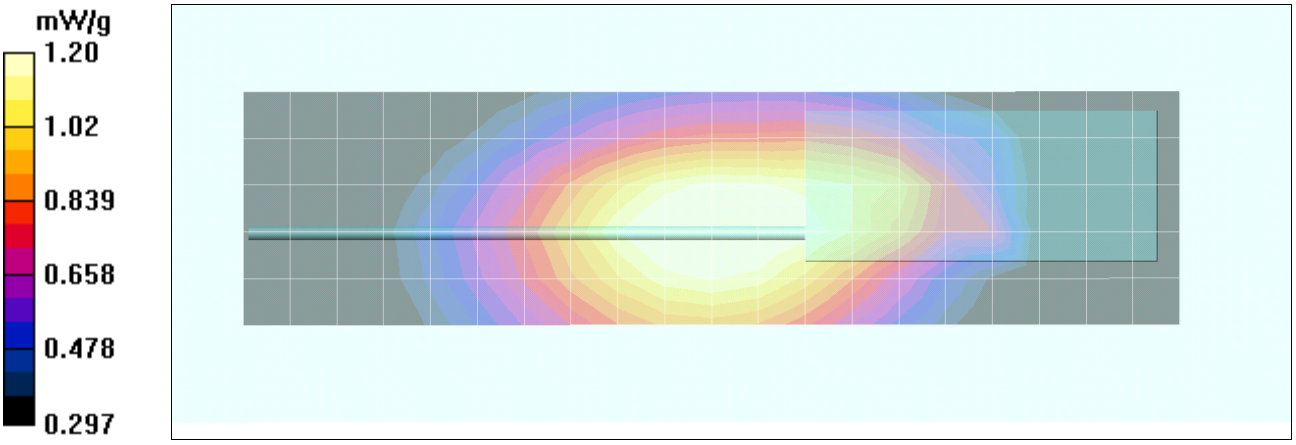

2011 Celltech Labs Inc. This document is not to be reproduced in whole or in part without the prior written permission of Celltech Labs Inc.

Body SAR Plot B13

Date Tested: 10/20/2011

DUT: Harris XG-25P (SYSTEM); Type: Portable VHF PTT Radio Transceiver; Serial: No.19

Ambient Temp: 22C; Fluid Temp: 21.6C; Barometric Pressure: 101.1 kPa; Humidity: 32%

Communication CW
Frequency: 173.4 MHz; Duty Cycle: 1:1
Medium: M150 Medium parameters used (interpolated): f = 173.4 MHz; σ = 0.793 mho/m; ε_r = 63.2; ρ = 1000 kg/m^3

- Probe: ET3DV6 - SN1590; ConvF(8.3, 8.3, 8.3); Calibrated: 22/06/2011
- Sensor-Surface: 4mm (Mechanical Surface Detection (Locations From Previous Scan Used))Sensor-Surface: 4mm (Mechanical Surface Detection)
- Electronics: DAE4 Sn353; Calibrated: 27/04/2010
- Phantom: Side Planar; Type: Plexiglas; Serial: 161
- Measurement SW: DASY4, V4.7 Build 44; Postprocessing SW: SEMCAD, V1.8 Build 171

Area Scan (6x21x1): Measurement grid: dx=20mm, dy=20mm
Info: Interpolated medium parameters used for SAR evaluation.
Maximum value of SAR (measured) = 1.12 mW/g
Zoom Scan (5x5x7)/Cube 0: Measurement grid: dx=7.5mm, dy=7.5mm, dz=5mm
Reference Value = 35.2 V/m; Power Drift = -1.57 dB
Peak SAR (extrapolated) = 1.45 W/kg
SAR(1 g) = 1.02 mW/g; SAR(10 g) = 0.784 mW/g
Info: Interpolated medium parameters used for SAR evaluation.
Maximum value of SAR (measured) = 1.05 mW/g

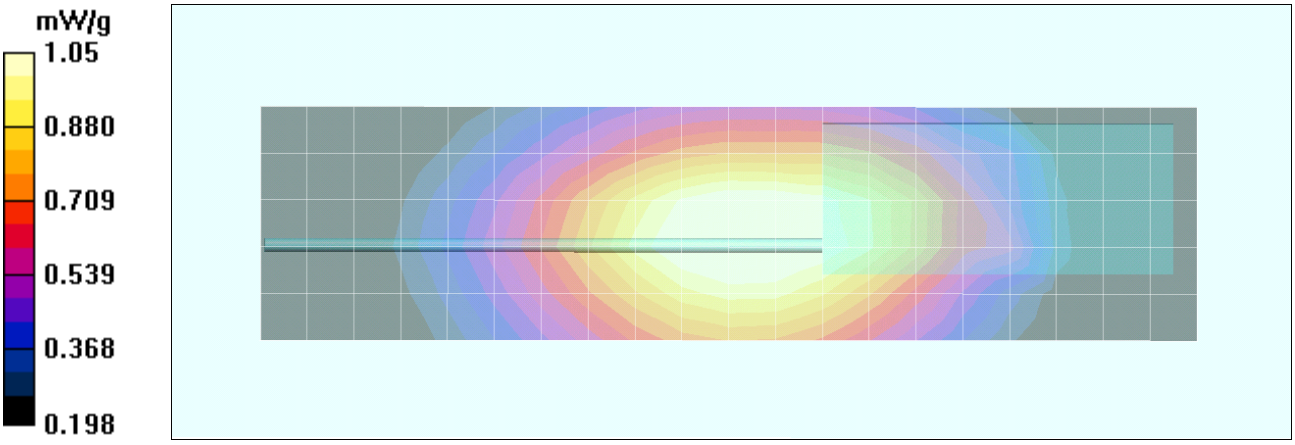

2011 Celltech Labs Inc. This document is not to be reproduced in whole or in part without the prior written permission of Celltech Labs Inc.

Body SAR Plot B14

Date Tested: 10/20/2011

DUT: Harris XG-25P (SYSTEM); Type: Portable VHF PTT Radio Transceiver; Serial: No.19

Ambient Temp: 22C; Fluid Temp: 21.6C; Barometric Pressure: 101.1 kPa; Humidity: 32%

Communication CW
Frequency: 173.4 MHz; Duty Cycle: 1:1
Medium: M150 Medium parameters used (interpolated): f = 173.4 MHz; σ = 0.793 mho/m; ε_r = 63.2; ρ = 1000 kg/m^3

- Probe: ET3DV6 - SN1590; ConvF(8.3, 8.3, 8.3); Calibrated: 22/06/2011
- Sensor-Surface: 4mm (Mechanical Surface Detection (Locations From Previous Scan Used))Sensor-Surface: 4mm (Mechanical Surface Detection)
- Electronics: DAE4 Sn353; Calibrated: 27/04/2010
- Phantom: Side Planar; Type: Plexiglas; Serial: 161
- Measurement SW: DASY4, V4.7 Build 44; Postprocessing SW: SEMCAD, V1.8 Build 171

Area Scan (6x21x1): Measurement grid: dx=20mm, dy=20mm
Info: Interpolated medium parameters used for SAR evaluation.
Maximum value of SAR (measured) = 1.10 mW/g
Zoom Scan (5x5x7)/Cube 0: Measurement grid: dx=7.5mm, dy=7.5mm, dz=5mm
Reference Value = 34.0 V/m; Power Drift = -0.195 dB
Peak SAR (extrapolated) = 1.44 W/kg
SAR(1 g) = 1.01 mW/g; SAR(10 g) = 0.786 mW/g
Info: Interpolated medium parameters used for SAR evaluation.
Maximum value of SAR (measured) = 1.04 mW/g

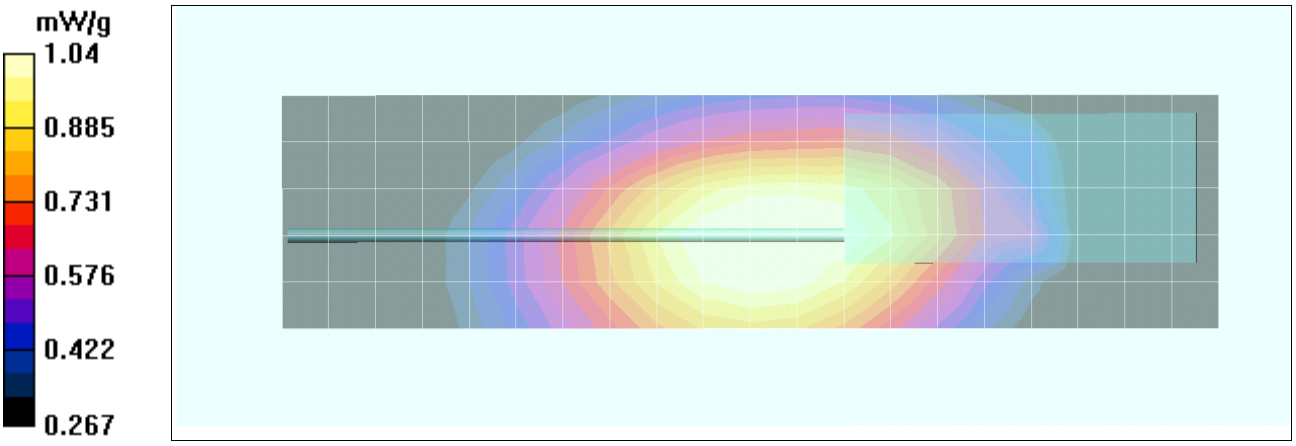

2011 Celltech Labs Inc. This document is not to be reproduced in whole or in part without the prior written permission of Celltech Labs Inc.

Body SAR Plot B15

Date Tested: 10/20/2011

DUT: Harris XG-25P (SYSTEM); Type: Portable VHF PTT Radio Transceiver; Serial: No.19

Ambient Temp: 22C; Fluid Temp: 21.6C; Barometric Pressure: 101.1 kPa; Humidity: 32%

Communication CW
Frequency: 173.4 MHz; Duty Cycle: 1:1
Medium: M150 Medium parameters used (interpolated): f = 173.4 MHz; σ = 0.793 mho/m; ε_r = 63.2; ρ = 1000 kg/m^3

- Probe: ET3DV6 - SN1590; ConvF(8.3, 8.3, 8.3); Calibrated: 22/06/2011
- Sensor-Surface: 4mm (Mechanical Surface Detection (Locations From Previous Scan Used))Sensor-Surface: 4mm (Mechanical Surface Detection)
- Electronics: DAE4 Sn353; Calibrated: 27/04/2010
- Phantom: Side Planar; Type: Plexiglas; Serial: 161
- Measurement SW: DASY4, V4.7 Build 44; Postprocessing SW: SEMCAD, V1.8 Build 171

Area Scan (6x21x1): Measurement grid: dx=20mm, dy=20mm
Info: Interpolated medium parameters used for SAR evaluation.
Maximum value of SAR (measured) = 1.22 mW/g
Zoom Scan (5x5x7)/Cube 0: Measurement grid: dx=7.5mm, dy=7.5mm, dz=5mm
Reference Value = 35.7 V/m; Power Drift = -0.164 dB
Peak SAR (extrapolated) = 1.60 W/kg
SAR(1 g) = 1.12 mW/g; SAR(10 g) = 0.864 mW/g
Info: Interpolated medium parameters used for SAR evaluation.
Maximum value of SAR (measured) = 1.16 mW/g

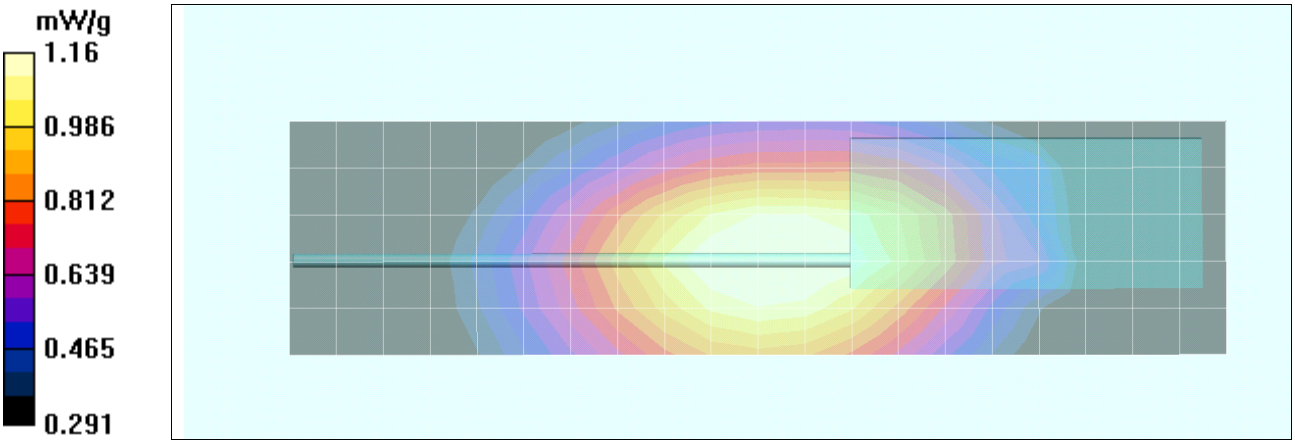

2011 Celltech Labs Inc. This document is not to be reproduced in whole or in part without the prior written permission of Celltech Labs Inc.

Body SAR Plot B16

Date Tested: 10/21/2011

DUT: Harris XG-25P (SYSTEM); Type: Portable VHF PTT Radio Transceiver; Serial: No.19

Ambient Temp: 22C; Fluid Temp: 21.4C; Barometric Pressure: 101.1 kPa; Humidity: 32%

Communication CW
Frequency: 144 MHz; Duty Cycle: 1:1
Medium: M150 Medium parameters used (interpolated): f = 144 MHz; σ = 0.76 mho/m; ε_r = 62.6; ρ = 1000 kg/m^3

- Probe: ET3DV6 - SN1590; ConvF(8.3, 8.3, 8.3); Calibrated: 22/06/2011
- Sensor-Surface: 4mm (Mechanical Surface Detection (Locations From Previous Scan Used))Sensor-Surface: 4mm (Mechanical Surface Detection)
- Electronics: DAE4 Sn353; Calibrated: 27/04/2010
- Phantom: Side Planar; Type: Plexiglas; Serial: 161
- Measurement SW: DASY4, V4.7 Build 44; Postprocessing SW: SEMCAD, V1.8 Build 171

Area Scan (6x21x1): Measurement grid: dx=20mm, dy=20mm
Info: Interpolated medium parameters used for SAR evaluation.
Maximum value of SAR (measured) = 0.155 mW/g
Zoom Scan (5x5x7)/Cube 0: Measurement grid: dx=7.5mm, dy=7.5mm, dz=5mm
Reference Value = 12.0 V/m; Power Drift = -1.71 dB
Peak SAR (extrapolated) = 0.173 W/kg
SAR(1 g) = 0.104 mW/g; SAR(10 g) = 0.077 mW/g
Info: Interpolated medium parameters used for SAR evaluation.
Maximum value of SAR (measured) = 0.106 mW/g

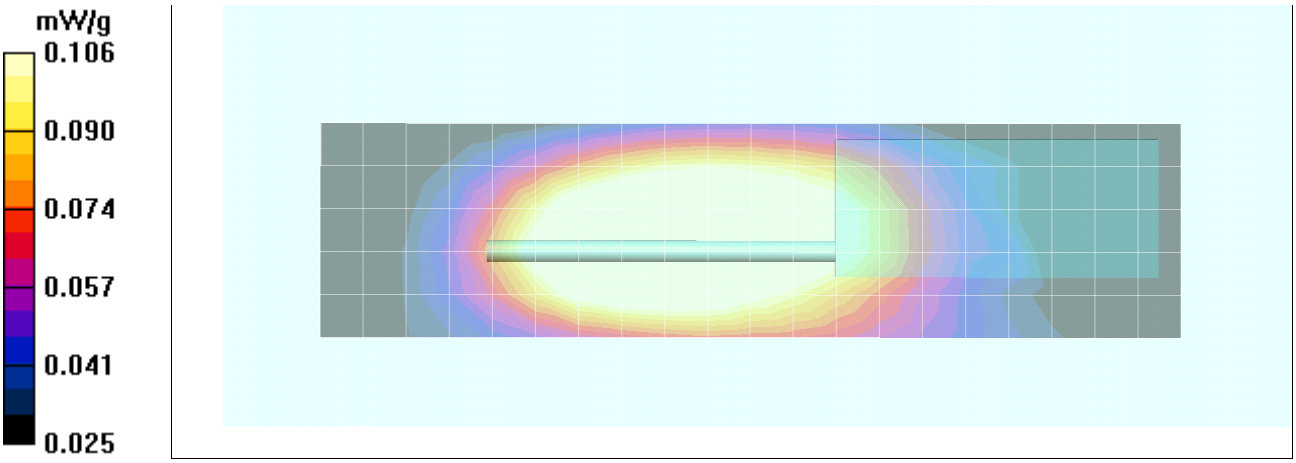

Body SAR Plot B17

Date Tested: 10/21/2011

DUT: Harris XG-25P (SYSTEM); Type: Portable VHF PTT Radio Transceiver; Serial: No.19

Ambient Temp: 22C; Fluid Temp: 21.4C; Barometric Pressure: 101.1 kPa; Humidity: 32%

Communication CW
Frequency: 150.8 MHz; Duty Cycle: 1:1
Medium: M150 Medium parameters used (interpolated): f = 150.8 MHz; σ = 0.762 mho/m; ε_r = 64; ρ = 1000 kg/m^3

- Probe: ET3DV6 - SN1590; ConvF(8.3, 8.3, 8.3); Calibrated: 22/06/2011
- Sensor-Surface: 4mm (Mechanical Surface Detection (Locations From Previous Scan Used))Sensor-Surface: 4mm (Mechanical Surface Detection)
- Electronics: DAE4 Sn353; Calibrated: 27/04/2010
- Phantom: Side Planar; Type: Plexiglas; Serial: 161
- Measurement SW: DASY4, V4.7 Build 44; Postprocessing SW: SEMCAD, V1.8 Build 171

Area Scan (6x21x1): Measurement grid: dx=20mm, dy=20mm
Info: Interpolated medium parameters used for SAR evaluation.
Maximum value of SAR (measured) = 0.283 mW/g
Zoom Scan (5x5x7)/Cube 0: Measurement grid: dx=7.5mm, dy=7.5mm, dz=5mm
Reference Value = 17.1 V/m; Power Drift = -0.306 dB
Peak SAR (extrapolated) = 1.09 W/kg
SAR(1 g) = 0.244 mW/g; SAR(10 g) = 0.119 mW/g
Info: Interpolated medium parameters used for SAR evaluation.
Maximum value of SAR (measured) = 0.251 mW/g

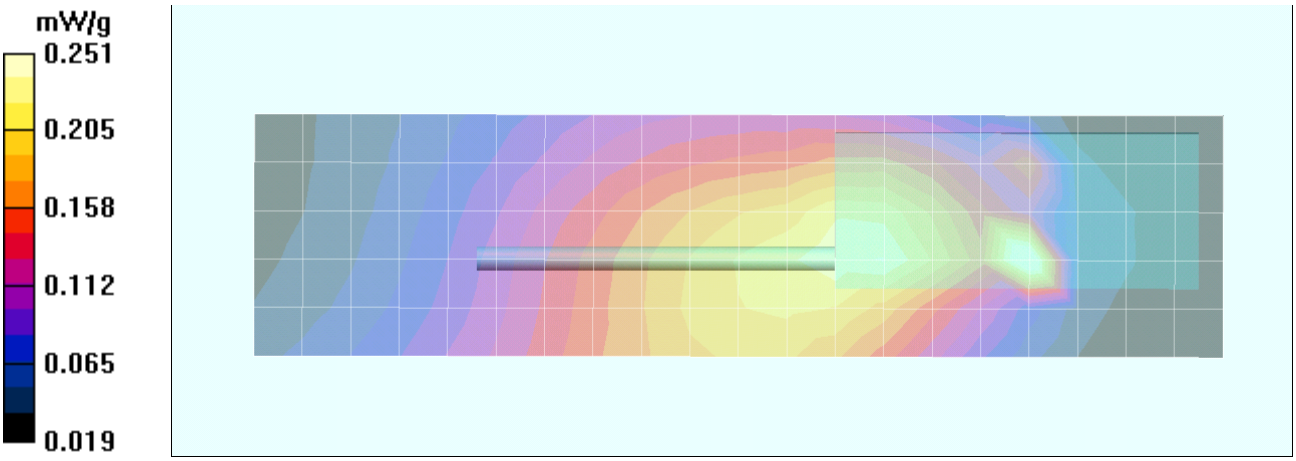

2011 Celltech Labs Inc. This document is not to be reproduced in whole or in part without the prior written permission of Celltech Labs Inc.

Body SAR Plot B18

Date Tested: 10/20/2011

DUT: Harris XG-25P (SYSTEM); Type: Portable VHF PTT Radio Transceiver; Serial: No.19

Ambient Temp: 22C; Fluid Temp: 21.6C; Barometric Pressure: 101.1 kPa; Humidity: 32%

Communication CW
Frequency: 173.4 MHz; Duty Cycle: 1:1
Medium: M150 Medium parameters used (interpolated): f = 173.4 MHz; σ = 0.793 mho/m; ε_r = 63.2; ρ = 1000 kg/m^3

- Probe: ET3DV6 - SN1590; ConvF(8.3, 8.3, 8.3); Calibrated: 22/06/2011
- Sensor-Surface: 4mm (Mechanical Surface Detection (Locations From Previous Scan Used))Sensor-Surface: 4mm (Mechanical Surface Detection)
- Electronics: DAE4 Sn353; Calibrated: 27/04/2010
- Phantom: Side Planar; Type: Plexiglas; Serial: 161
- Measurement SW: DASY4, V4.7 Build 44; Postprocessing SW: SEMCAD, V1.8 Build 171

Area Scan (6x21x1): Measurement grid: dx=20mm, dy=20mm
Info: Interpolated medium parameters used for SAR evaluation.
Maximum value of SAR (measured) = 0.191 mW/g
Zoom Scan (5x5x7)/Cube 0: Measurement grid: dx=7.5mm, dy=7.5mm, dz=5mm
Reference Value = 14.0 V/m; Power Drift = -0.299 dB
Peak SAR (extrapolated) = 0.247 W/kg
SAR(1 g) = 0.175 mW/g; SAR(10 g) = 0.136 mW/g
Info: Interpolated medium parameters used for SAR evaluation.
Maximum value of SAR (measured) = 0.180 mW/g

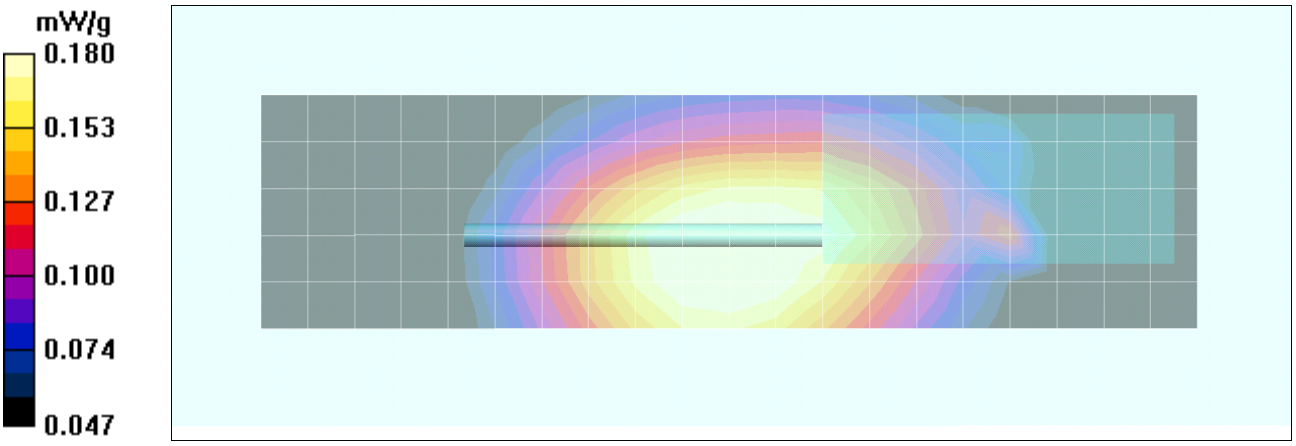

2011 Celltech Labs Inc. This document is not to be reproduced in whole or in part without the prior written permission of Celltech Labs Inc.

Body SAR Plot B19

Date Tested: 10/20/2011

DUT: Harris XG-25P (SYSTEM); Type: Portable VHF PTT Radio Transceiver; Serial: No.19

Ambient Temp: 22C; Fluid Temp: 21.6C; Barometric Pressure: 101.1 kPa; Humidity: 32%

Communication CW
Frequency: 173.4 MHz; Duty Cycle: 1:1
Medium: M150 Medium parameters used (interpolated): f = 173.4 MHz; σ = 0.793 mho/m; ε_r = 63.2; ρ = 1000 kg/m^3

- Probe: ET3DV6 - SN1590; ConvF(8.3, 8.3, 8.3); Calibrated: 22/06/2011
- Sensor-Surface: 4mm (Mechanical Surface Detection (Locations From Previous Scan Used))Sensor-Surface: 4mm (Mechanical Surface Detection)
- Electronics: DAE4 Sn353; Calibrated: 27/04/2010
- Phantom: Side Planar; Type: Plexiglas; Serial: 161
- Measurement SW: DASY4, V4.7 Build 44; Postprocessing SW: SEMCAD, V1.8 Build 171

Area Scan (6x21x1): Measurement grid: dx=20mm, dy=20mm
Info: Interpolated medium parameters used for SAR evaluation.
Maximum value of SAR (measured) = 1.11 mW/g
Zoom Scan (5x5x7)/Cube 0: Measurement grid: dx=7.5mm, dy=7.5mm, dz=5mm
Reference Value = 32.6 V/m; Power Drift = 0.279 dB
Peak SAR (extrapolated) = 1.43 W/kg
SAR(1 g) = 0.987 mW/g; SAR(10 g) = 0.756 mW/g
Info: Interpolated medium parameters used for SAR evaluation.
Maximum value of SAR (measured) = 1.05 mW/g

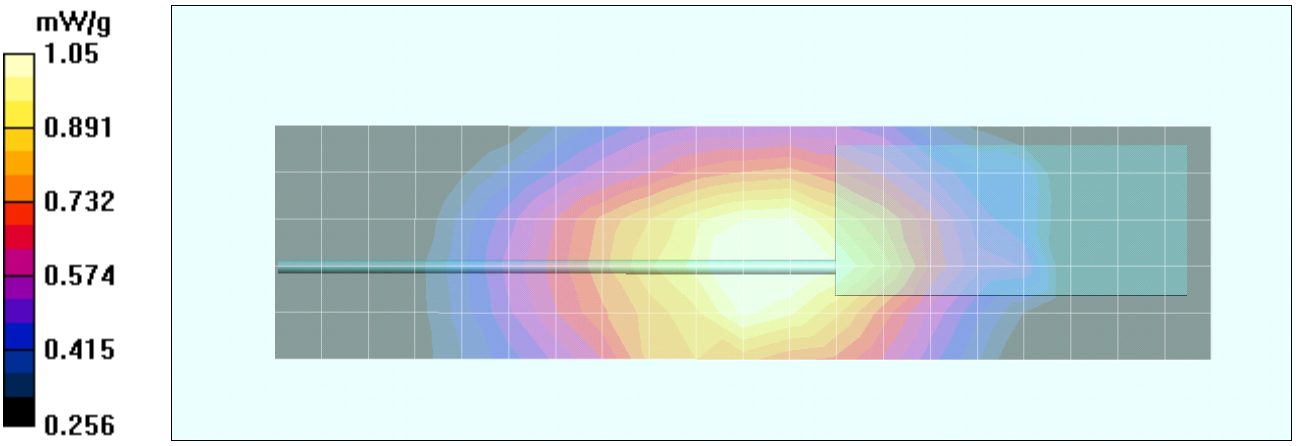

2011 Celltech Labs Inc. This document is not to be reproduced in whole or in part without the prior written permission of Celltech Labs Inc.

Body SAR Plot B20

Date Tested: 10/21/2011

DUT: Harris XG-25P (SYSTEM); Type: Portable VHF PTT Radio Transceiver; Serial: No.19

Ambient Temp: 22C; Fluid Temp: 21.4C; Barometric Pressure: 101.1 kPa; Humidity: 32%

Communication CW
Frequency: 173.4 MHz; Duty Cycle: 1:1
Medium: M150 Medium parameters used (interpolated): f = 173.4 MHz; σ = 0.767 mho/m; ε_r = 63; ρ = 1000 kg/m^3

- Probe: ET3DV6 - SN1590; ConvF(8.3, 8.3, 8.3); Calibrated: 22/06/2011
- Sensor-Surface: 4mm (Mechanical Surface Detection (Locations From Previous Scan Used))Sensor-Surface: 4mm (Mechanical Surface Detection)
- Electronics: DAE4 Sn353; Calibrated: 27/04/2010
- Phantom: Side Planar; Type: Plexiglas; Serial: 161
- Measurement SW: DASY4, V4.7 Build 44; Postprocessing SW: SEMCAD, V1.8 Build 171

Area Scan (6x21x1): Measurement grid: dx=20mm, dy=20mm
Info: Interpolated medium parameters used for SAR evaluation.
Maximum value of SAR (measured) = 0.866 mW/g
Zoom Scan (5x5x7)/Cube 0: Measurement grid: dx=7.5mm, dy=7.5mm, dz=5mm
Reference Value = 31.6 V/m; Power Drift = -1.62 dB
Peak SAR (extrapolated) = 1.19 W/kg
SAR(1 g) = 0.811 mW/g; SAR(10 g) = 0.580 mW/g
Info: Interpolated medium parameters used for SAR evaluation.
Maximum value of SAR (measured) = 0.827 mW/g

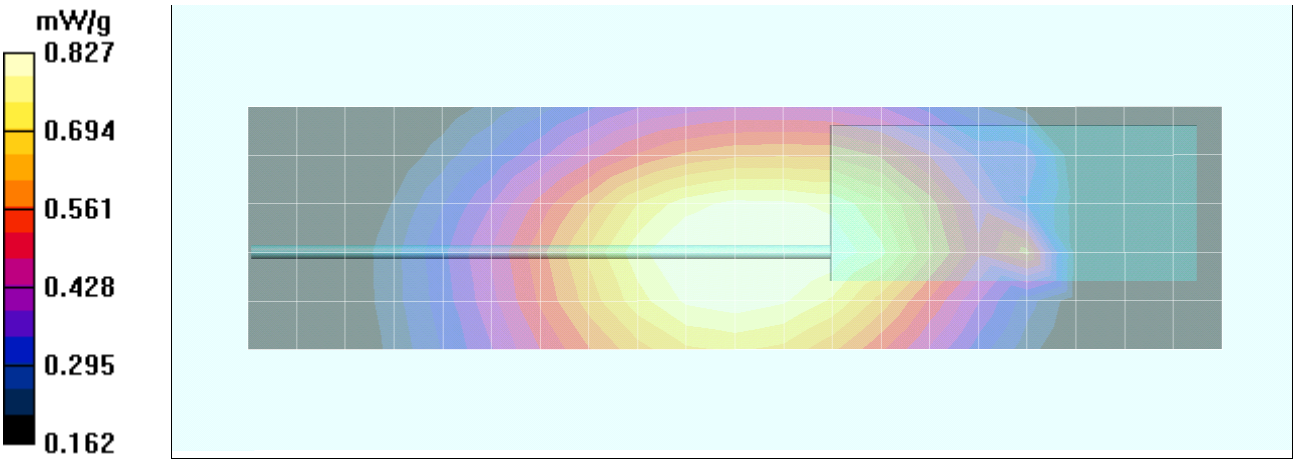

2011 Celltech Labs Inc. This document is not to be reproduced in whole or in part without the prior written permission of Celltech Labs Inc.

Body SAR Plot B21

Date Tested: 10/21/2011

DUT: Harris XG-25P (SYSTEM); Type: Portable VHF PTT Radio Transceiver; Serial: No.19

Ambient Temp: 22C; Fluid Temp: 21.4C; Barometric Pressure: 101.1 kPa; Humidity: 32%

Communication CW
Frequency: 173.4 MHz; Duty Cycle: 1:1
Medium: M150 Medium parameters used (interpolated): f = 173.4 MHz; σ = 0.767 mho/m; ε_r = 63; ρ = 1000 kg/m^3

- Probe: ET3DV6 - SN1590; ConvF(8.3, 8.3, 8.3); Calibrated: 22/06/2011
- Sensor-Surface: 4mm (Mechanical Surface Detection (Locations From Previous Scan Used))Sensor-Surface: 4mm (Mechanical Surface Detection)
- Electronics: DAE4 Sn353; Calibrated: 27/04/2010
- Phantom: Side Planar; Type: Plexiglas; Serial: 161
- Measurement SW: DASY4, V4.7 Build 44; Postprocessing SW: SEMCAD, V1.8 Build 171

Area Scan (6x21x1): Measurement grid: dx=20mm, dy=20mm
Info: Interpolated medium parameters used for SAR evaluation.
Maximum value of SAR (measured) = 0.881 mW/g
Zoom Scan (5x5x7)/Cube 0: Measurement grid: dx=7.5mm, dy=7.5mm, dz=5mm
Reference Value = 31.9 V/m; Power Drift = -0.180 dB
Peak SAR (extrapolated) = 1.15 W/kg
SAR(1 g) = 0.813 mW/g; SAR(10 g) = 0.630 mW/g
Info: Interpolated medium parameters used for SAR evaluation.
Maximum value of SAR (measured) = 0.839 mW/g

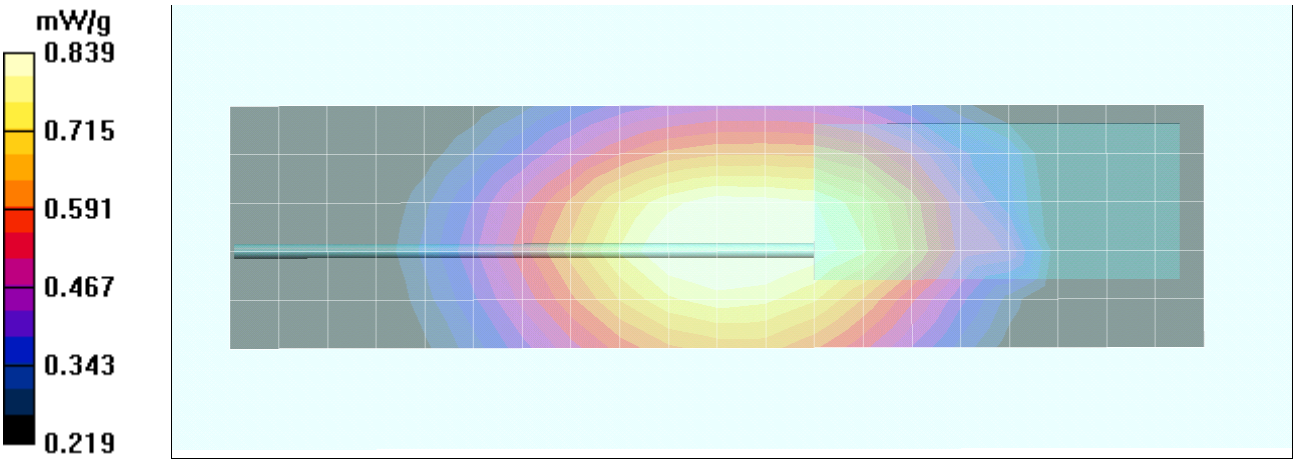

2011 Celltech Labs Inc. This document is not to be reproduced in whole or in part without the prior written permission of Celltech Labs Inc.

Body SAR Plot B22

Date Tested: 10/21/2011

DUT: Harris XG-25P (SYSTEM); Type: Portable VHF PTT Radio Transceiver; Serial: No.19

Ambient Temp: 22C; Fluid Temp: 21.4C; Barometric Pressure: 101.1 kPa; Humidity: 32%

Communication CW
Frequency: 173.4 MHz; Duty Cycle: 1:1
Medium: M150 Medium parameters used (interpolated): f = 173.4 MHz; σ = 0.767 mho/m; ε_r = 63; ρ = 1000 kg/m^3

- Probe: ET3DV6 - SN1590; ConvF(8.3, 8.3, 8.3); Calibrated: 22/06/2011
- Sensor-Surface: 4mm (Mechanical Surface Detection (Locations From Previous Scan Used))Sensor-Surface: 4mm (Mechanical Surface Detection)
- Electronics: DAE4 Sn353; Calibrated: 27/04/2010
- Phantom: Side Planar; Type: Plexiglas; Serial: 161
- Measurement SW: DASY4, V4.7 Build 44; Postprocessing SW: SEMCAD, V1.8 Build 171

Area Scan (6x21x1): Measurement grid: dx=20mm, dy=20mm
Info: Interpolated medium parameters used for SAR evaluation.
Maximum value of SAR (measured) = 0.999 mW/g
Zoom Scan (5x5x7)/Cube 0: Measurement grid: dx=7.5mm, dy=7.5mm, dz=5mm
Reference Value = 34.0 V/m; Power Drift = -0.175 dB
Peak SAR (extrapolated) = 1.31 W/kg
SAR(1 g) = 0.929 mW/g; SAR(10 g) = 0.721 mW/g
Info: Interpolated medium parameters used for SAR evaluation.
Maximum value of SAR (measured) = 0.959 mW/g

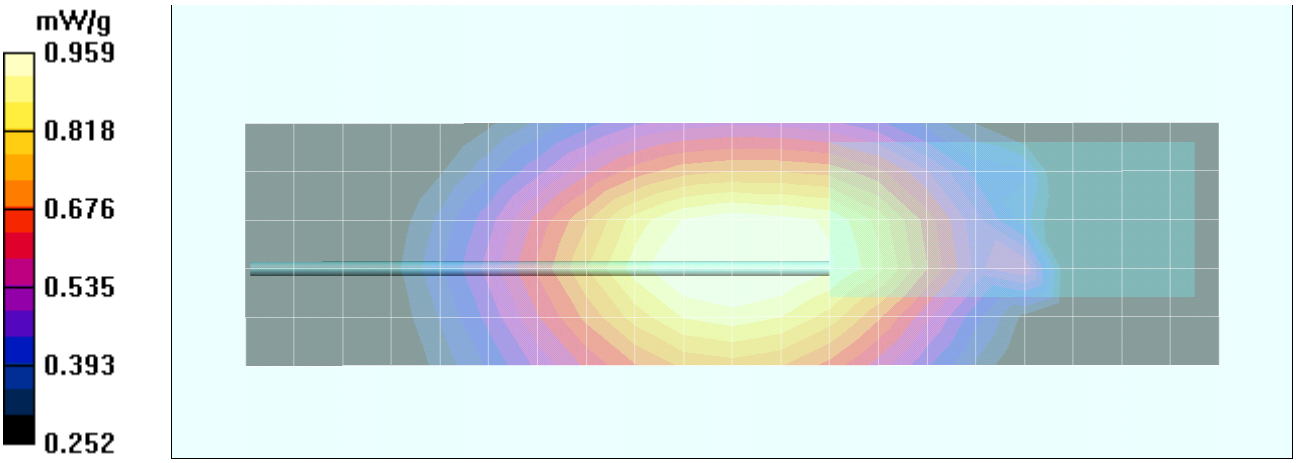

2011 Celltech Labs Inc. This document is not to be reproduced in whole or in part without the prior written permission of Celltech Labs Inc.

Body SAR Plot B23

Date Tested: 10/19/2011

DUT: Harris XG-25P (SYSTEM); Type: Portable VHF PTT Radio Transceiver; Serial: No.19

Ambient Temp: 22C; Fluid Temp: 21.0C; Barometric Pressure: 101.1 kPa; Humidity: 32%

Communication CW
Frequency: 144 MHz; Duty Cycle: 1:1
Medium: M150 Medium parameters used (interpolated): f = 144 MHz; σ = 0.77 mho/m; ε_r = 63.7; ρ = 1000 kg/m^3

- Probe: ET3DV6 - SN1590; ConvF(8.3, 8.3, 8.3); Calibrated: 22/06/2011
- Sensor-Surface: 4mm (Mechanical Surface Detection (Locations From Previous Scan Used))Sensor-Surface: 4mm (Mechanical Surface Detection)
- Electronics: DAE4 Sn353; Calibrated: 27/04/2010
- Phantom: Side Planar; Type: Plexiglas; Serial: 161
- Measurement SW: DASY4, V4.7 Build 44; Postprocessing SW: SEMCAD, V1.8 Build 171

Area Scan (6x21x1): Measurement grid: dx=20mm, dy=20mm
Info: Interpolated medium parameters used for SAR evaluation.
Maximum value of SAR (measured) = 2.66 mW/g
Zoom Scan (5x5x7)/Cube 0: Measurement grid: dx=7.5mm, dy=7.5mm, dz=5mm
Reference Value = 20.0 V/m; Power Drift = 0.335 dB
Peak SAR (extrapolated) = 4.23 W/kg
SAR(1 g) = 1.56 mW/g; SAR(10 g) = 0.558 mW/g
Info: Interpolated medium parameters used for SAR evaluation.
Maximum value of SAR (measured) = 2.05 mW/g

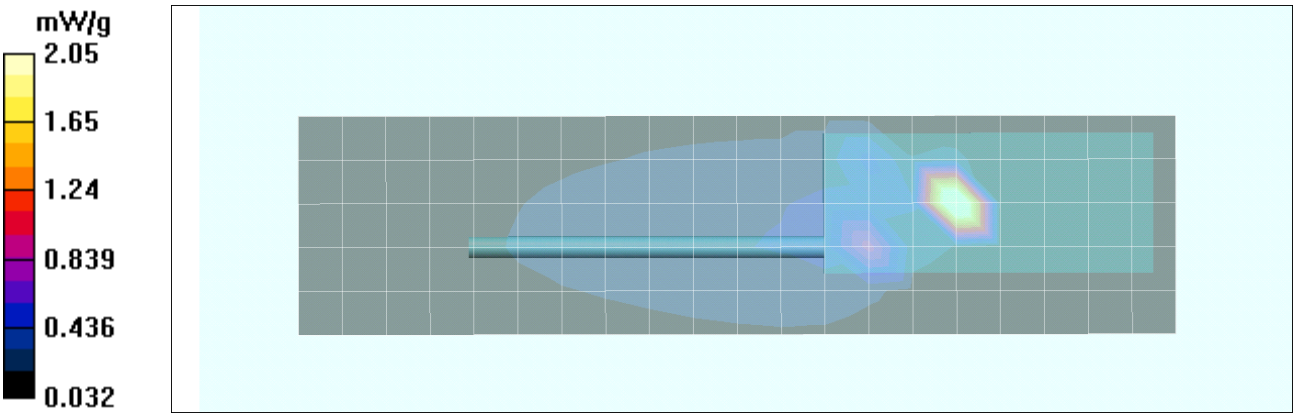

2011 Celltech Labs Inc. This document is not to be reproduced in whole or in part without the prior written permission of Celltech Labs Inc.

Body SAR Plot B24

Date Tested: 10/19/2011

DUT: Harris XG-25P (SYSTEM); Type: Portable VHF PTT Radio Transceiver; Serial: No.19

Ambient Temp: 22C; Fluid Temp: 21.0C; Barometric Pressure: 101.1 kPa; Humidity: 32%

Communication CW
Frequency: 150.8 MHz; Duty Cycle: 1:1
Medium: M150 Medium parameters used (interpolated): f = 150.8 MHz; σ = 0.77 mho/m; ε_r = 63.6; ρ = 1000 kg/m^3

- Probe: ET3DV6 - SN1590; ConvF(8.3, 8.3, 8.3); Calibrated: 22/06/2011
- Sensor-Surface: 4mm (Mechanical Surface Detection (Locations From Previous Scan Used))Sensor-Surface: 4mm (Mechanical Surface Detection)
- Electronics: DAE4 Sn353; Calibrated: 27/04/2010
- Phantom: Side Planar; Type: Plexiglas; Serial: 161
- Measurement SW: DASY4, V4.7 Build 44; Postprocessing SW: SEMCAD, V1.8 Build 171

Area Scan (6x21x1): Measurement grid: dx=20mm, dy=20mm
Info: Interpolated medium parameters used for SAR evaluation.
Maximum value of SAR (measured) = 3.70 mW/g
Zoom Scan (5x5x7)/Cube 0: Measurement grid: dx=7.5mm, dy=7.5mm, dz=5mm
Reference Value = 30.8 V/m; Power Drift = -0.180 dB
Peak SAR (extrapolated) = 8.49 W/kg
SAR(1 g) = 3.21 mW/g; SAR(10 g) = 1.24 mW/g
Info: Interpolated medium parameters used for SAR evaluation.
Maximum value of SAR (measured) = 3.86 mW/g

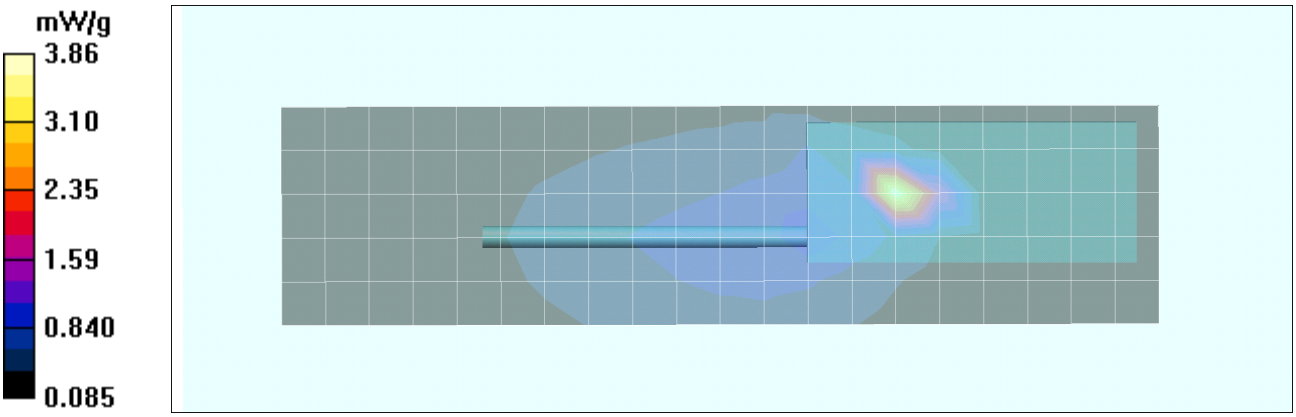

2011 Celltech Labs Inc. This document is not to be reproduced in whole or in part without the prior written permission of Celltech Labs Inc.

Body SAR Plot B25

Date Tested: 10/19/2011

DUT: Harris XG-25P (SYSTEM); Type: Portable VHF PTT Radio Transceiver; Serial: No.19

Ambient Temp: 22C; Fluid Temp: 21.0C; Barometric Pressure: 101.1 kPa; Humidity: 32%

Communication CW
Frequency: 173.4 MHz; Duty Cycle: 1:1
Medium: M150 Medium parameters used (interpolated): f = 173.4 MHz; σ = 0.783 mho/m; ε_r = 62; ρ = 1000 kg/m^3

- Probe: ET3DV6 - SN1590; ConvF(8.3, 8.3, 8.3); Calibrated: 22/06/2011
- Sensor-Surface: 4mm (Mechanical Surface Detection (Locations From Previous Scan Used))Sensor-Surface: 4mm (Mechanical Surface Detection)
- Electronics: DAE4 Sn353; Calibrated: 27/04/2010
- Phantom: Side Planar; Type: Plexiglas; Serial: 161
- Measurement SW: DASY4, V4.7 Build 44; Postprocessing SW: SEMCAD, V1.8 Build 171

Area Scan (6x21x1): Measurement grid: dx=20mm, dy=20mm
Info: Interpolated medium parameters used for SAR evaluation.
Maximum value of SAR (measured) = 0.426 mW/g
Zoom Scan (5x5x7)/Cube 0: Measurement grid: dx=7.5mm, dy=7.5mm, dz=5mm
Reference Value = 16.8 V/m; Power Drift = -0.245 dB
Peak SAR (extrapolated) = 0.918 W/kg
SAR(1 g) = 0.381 mW/g; SAR(10 g) = 0.161 mW/g
Info: Interpolated medium parameters used for SAR evaluation.
Maximum value of SAR (measured) = 0.470 mW/g

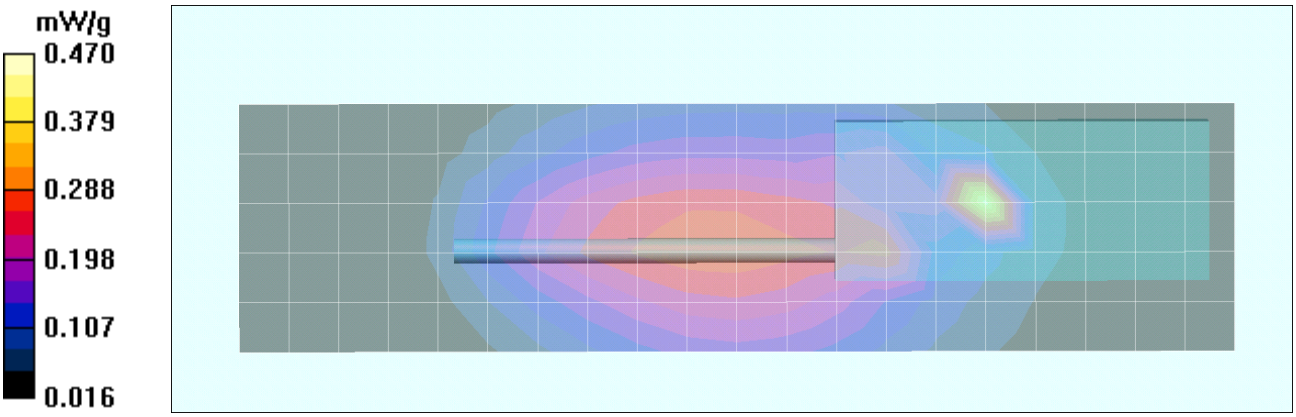

2011 Celltech Labs Inc. This document is not to be reproduced in whole or in part without the prior written permission of Celltech Labs Inc.

Body SAR Plot B26

Date Tested: 10/19/2011

DUT: Harris XG-25P (SYSTEM); Type: Portable VHF PTT Radio Transceiver; Serial: No.19

Ambient Temp: 22C; Fluid Temp: 21.0C; Barometric Pressure: 101.1 kPa; Humidity: 32%

Communication CW
Frequency: 173.4 MHz; Duty Cycle: 1:1
Medium: M150 Medium parameters used (interpolated): f = 173.4 MHz; σ = 0.783 mho/m; ε_r = 62; ρ = 1000 kg/m^3

- Probe: ET3DV6 - SN1590; ConvF(8.3, 8.3, 8.3); Calibrated: 22/06/2011
- Sensor-Surface: 4mm (Mechanical Surface Detection (Locations From Previous Scan Used))Sensor-Surface: 4mm (Mechanical Surface Detection)
- Electronics: DAE4 Sn353; Calibrated: 27/04/2010
- Phantom: Side Planar; Type: Plexiglas; Serial: 161
- Measurement SW: DASY4, V4.7 Build 44; Postprocessing SW: SEMCAD, V1.8 Build 171

Area Scan (6x21x1): Measurement grid: dx=20mm, dy=20mm
Info: Interpolated medium parameters used for SAR evaluation.
Maximum value of SAR (measured) = 1.11 mW/g
Zoom Scan (5x5x7)/Cube 0: Measurement grid: dx=7.5mm, dy=7.5mm, dz=5mm
Reference Value = 31.4 V/m; Power Drift = -0.295 dB
Peak SAR (extrapolated) = 4.03 W/kg
SAR(1 g) = 1.26 mW/g; SAR(10 g) = 0.683 mW/g
Info: Interpolated medium parameters used for SAR evaluation.
Maximum value of SAR (measured) = 1.35 mW/g

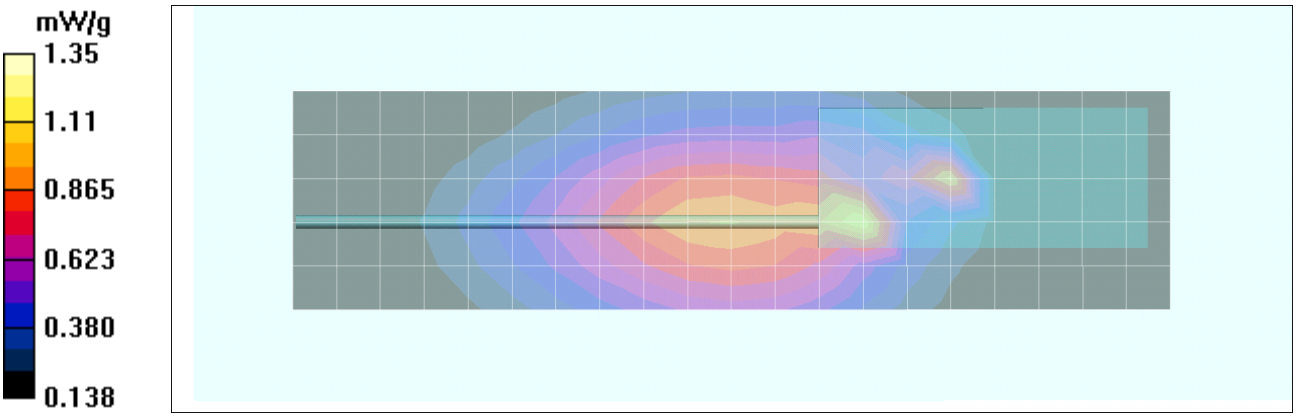

Body SAR Plot B27

Date Tested: 10/20/2011

DUT: Harris XG-25P (SYSTEM); Type: Portable VHF PTT Radio Transceiver; Serial: No.19

Ambient Temp: 22C; Fluid Temp: 21.6C; Barometric Pressure: 101.1 kPa; Humidity: 32%

Communication CW
Frequency: 150.8 MHz; Duty Cycle: 1:1
Medium: M150 Medium parameters used (interpolated): f = 150.8 MHz; σ = 0.788 mho/m; ε_r = 63.9; ρ = 1000 kg/m^3

- Probe: ET3DV6 - SN1590; ConvF(8.3, 8.3, 8.3); Calibrated: 22/06/2011
- Sensor-Surface: 4mm (Mechanical Surface Detection (Locations From Previous Scan Used))Sensor-Surface: 4mm (Mechanical Surface Detection)
- Electronics: DAE4 Sn353; Calibrated: 27/04/2010
- Phantom: Side Planar; Type: Plexiglas; Serial: 161
- Measurement SW: DASY4, V4.7 Build 44; Postprocessing SW: SEMCAD, V1.8 Build 171

Area Scan (6x21x1): Measurement grid: dx=20mm, dy=20mm
Info: Interpolated medium parameters used for SAR evaluation.
Maximum value of SAR (measured) = 1.40 mW/g
Zoom Scan (5x5x7)/Cube 0: Measurement grid: dx=7.5mm, dy=7.5mm, dz=5mm
Reference Value = 21.0 V/m; Power Drift = -0.217 dB
Peak SAR (extrapolated) = 3.16 W/kg
SAR(1 g) = 1.19 mW/g; SAR(10 g) = 0.438 mW/g
Info: Interpolated medium parameters used for SAR evaluation.
Maximum value of SAR (measured) = 1.52 mW/g

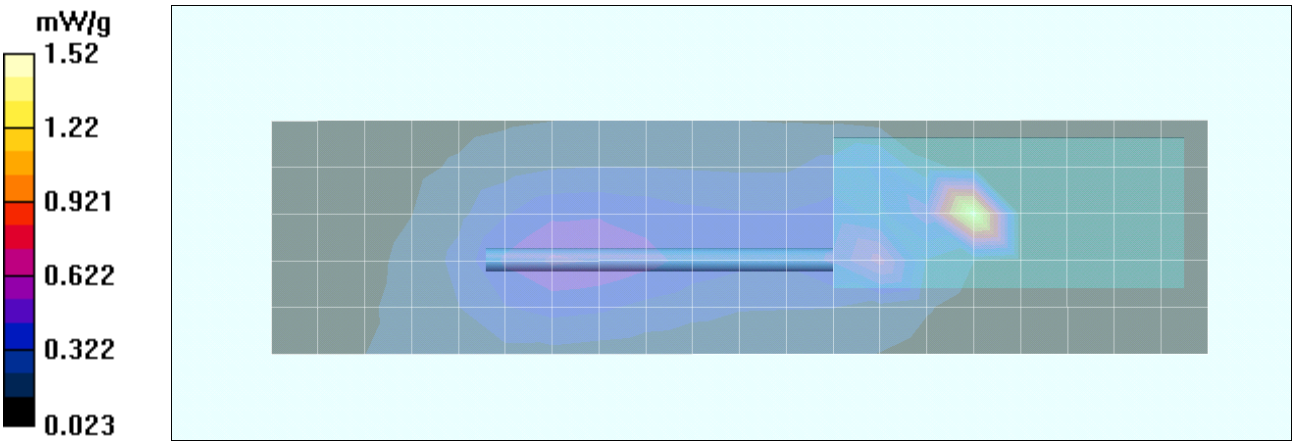

2011 Celltech Labs Inc. This document is not to be reproduced in whole or in part without the prior written permission of Celltech Labs Inc.

Body SAR Plot B28

Date Tested: 10/20/2011

DUT: Harris XG-25P (SYSTEM); Type: Portable VHF PTT Radio Transceiver; Serial: No.19

Ambient Temp: 22C; Fluid Temp: 21.6C; Barometric Pressure: 101.1 kPa; Humidity: 32%

Communication CW
Frequency: 150.8 MHz; Duty Cycle: 1:1
Medium: M150 Medium parameters used (interpolated): f = 150.8 MHz; σ = 0.788 mho/m; ε_r = 63.9; ρ = 1000 kg/m^3

- Probe: ET3DV6 - SN1590; ConvF(8.3, 8.3, 8.3); Calibrated: 22/06/2011
- Sensor-Surface: 4mm (Mechanical Surface Detection (Locations From Previous Scan Used))Sensor-Surface: 4mm (Mechanical Surface Detection)
- Electronics: DAE4 Sn353; Calibrated: 27/04/2010
- Phantom: Side Planar; Type: Plexiglas; Serial: 161
- Measurement SW: DASY4, V4.7 Build 44; Postprocessing SW: SEMCAD, V1.8 Build 171

Area Scan (6x21x1): Measurement grid: dx=20mm, dy=20mm
Info: Interpolated medium parameters used for SAR evaluation.
Maximum value of SAR (measured) = 4.23 mW/g
Zoom Scan (5x5x7)/Cube 0: Measurement grid: dx=7.5mm, dy=7.5mm, dz=5mm
Reference Value = 37.2 V/m; Power Drift = -0.237 dB
Peak SAR (extrapolated) = 9.35 W/kg
SAR(1 g) = 3.63 mW/g; SAR(10 g) = 1.42 mW/g
Info: Interpolated medium parameters used for SAR evaluation.
Maximum value of SAR (measured) = 4.74 mW/g

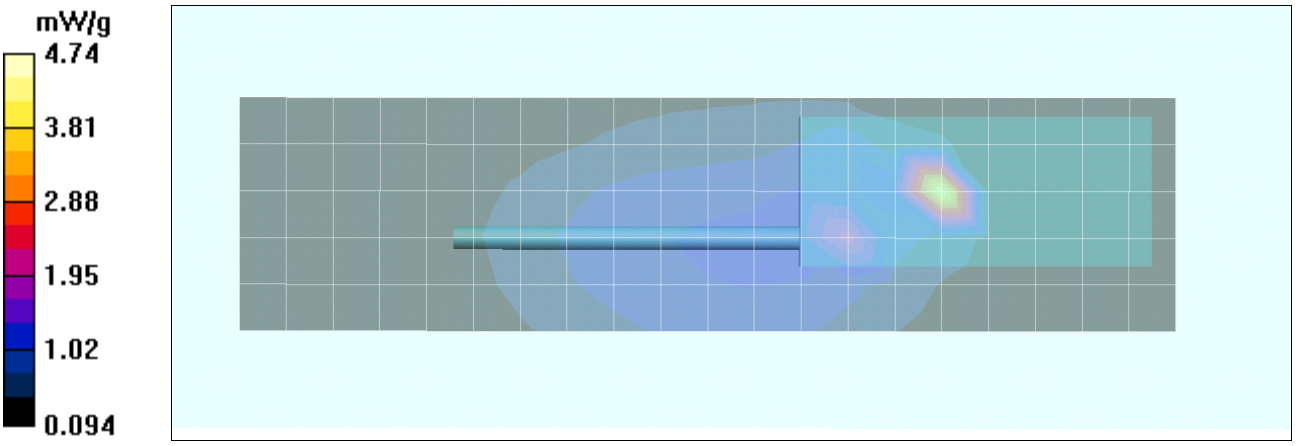

2011 Celltech Labs Inc. This document is not to be reproduced in whole or in part without the prior written permission of Celltech Labs Inc.

Z-axis Scan

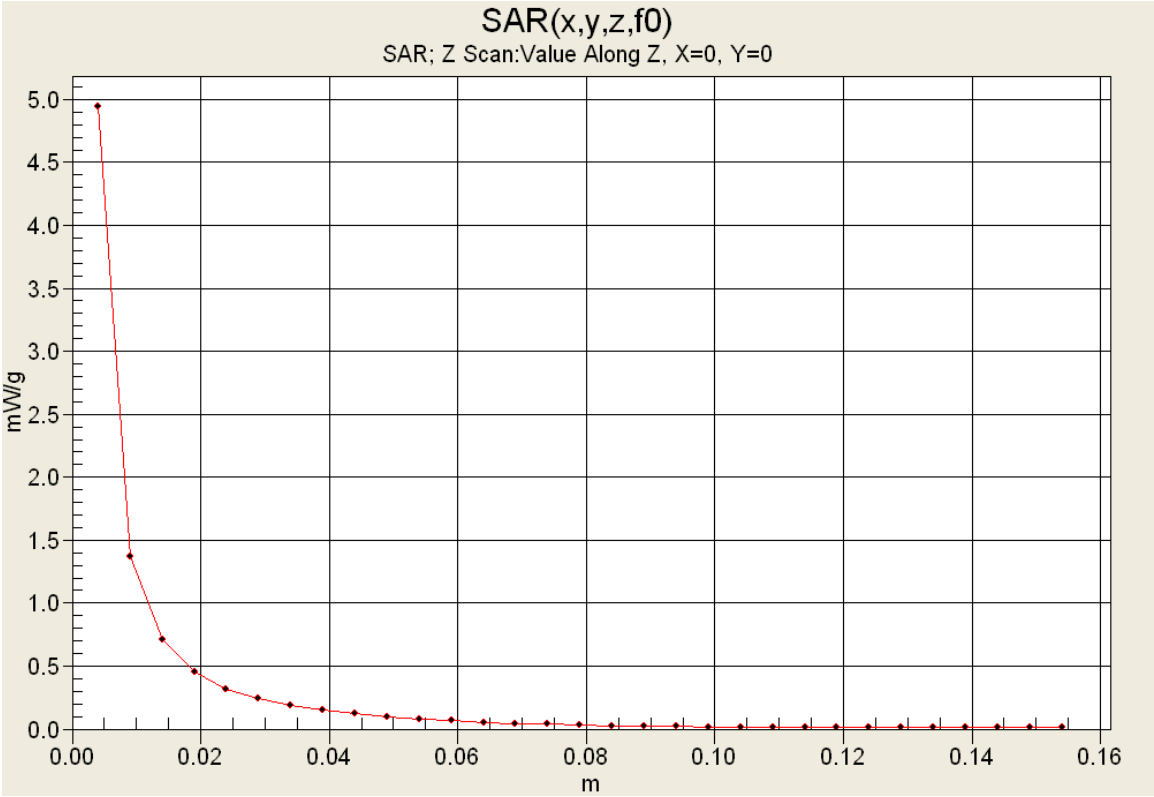

2011 Celltech Labs Inc. This document is not to be reproduced in whole or in part without the prior written permission of Celltech Labs Inc.

Body SAR Plot B29

Date Tested: 10/20/2011

DUT: Harris XG-25P (SYSTEM); Type: Portable VHF PTT Radio Transceiver; Serial: No.19

Ambient Temp: 22C; Fluid Temp: 21.6C; Barometric Pressure: 101.1 kPa; Humidity: 32%

Communication CW
Frequency: 150.8 MHz; Duty Cycle: 1:1
Medium: M150 Medium parameters used (interpolated): f = 150.8 MHz; σ = 0.788 mho/m; ε_r = 63.9; ρ = 1000 kg/m^3

- Probe: ET3DV6 - SN1590; ConvF(8.3, 8.3, 8.3); Calibrated: 22/06/2011
- Sensor-Surface: 4mm (Mechanical Surface Detection (Locations From Previous Scan Used))Sensor-Surface: 4mm (Mechanical Surface Detection)
- Electronics: DAE4 Sn353; Calibrated: 27/04/2010
- Phantom: Side Planar; Type: Plexiglas; Serial: 161
- Measurement SW: DASY4, V4.7 Build 44; Postprocessing SW: SEMCAD, V1.8 Build 171

Area Scan (6x21x1): Measurement grid: dx=20mm, dy=20mm
Info: Interpolated medium parameters used for SAR evaluation.
Maximum value of SAR (measured) = 7.05 mW/g
Zoom Scan (5x5x7)/Cube 0: Measurement grid: dx=7.5mm, dy=7.5mm, dz=5mm
Reference Value = 35.9 V/m; Power Drift = -0.188 dB
Peak SAR (extrapolated) = 9.28 W/kg
SAR(1 g) = 3.56 mW/g; SAR(10 g) = 1.39 mW/g
Info: Interpolated medium parameters used for SAR evaluation.
Maximum value of SAR (measured) = 4.62 mW/g

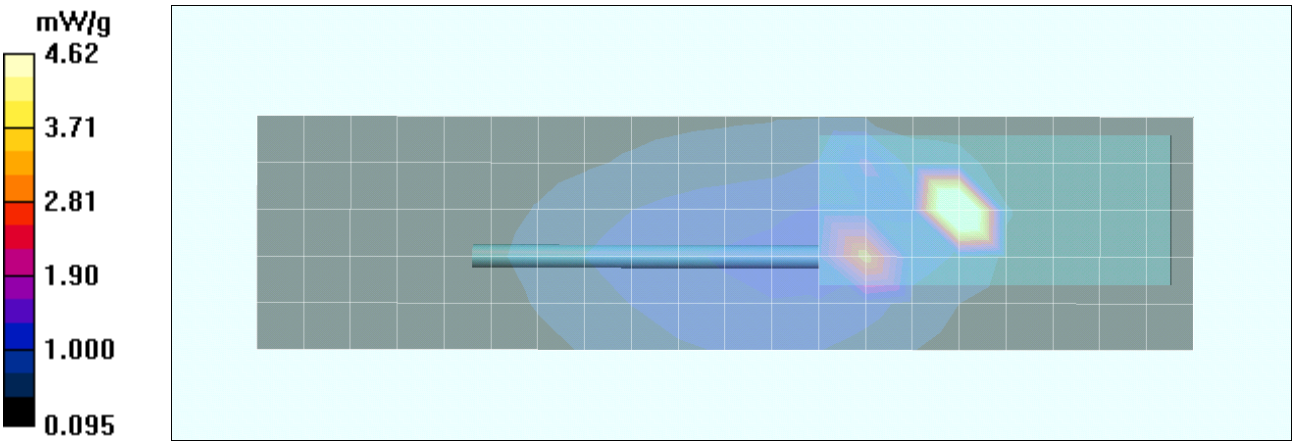

2011 Celltech Labs Inc. This document is not to be reproduced in whole or in part without the prior written permission of Celltech Labs Inc.

Body SAR Plot B30

Date Tested: 12/07/2011

DUT: Harris XG-25P (SYSTEM); Type: Portable VHF PTT Radio Transceiver; Serial: No.19

Ambient Temp: 22C; Fluid Temp: 22.4C; Barometric Pressure: 101.1 kPa; Humidity: 30%

Communication CW
Frequency: 144 MHz; Duty Cycle: 1:1
Medium: M150 Medium parameters used (interpolated): f = 144 MHz; σ = 0.788 mho/m; ε_r = 63.8; ρ = 1000 kg/m^3

- Probe: ET3DV6 - SN1590; ConvF(8.3, 8.3, 8.3); Calibrated: 22/06/2011
- Sensor-Surface: 4mm (Mechanical Surface Detection (Locations From Previous Scan Used))Sensor-Surface: 4mm (Mechanical Surface Detection)
- Electronics: DAE4 Sn353; Calibrated: 27/04/2010
- Phantom: Side Planar; Type: Plexiglas; Serial: 161
- Measurement SW: DASY4, V4.7 Build 44; Postprocessing SW: SEMCAD, V1.8 Build 171

Area Scan (6x21x1): Measurement grid: dx=20mm, dy=20mm
Info: Interpolated medium parameters used for SAR evaluation.
Maximum value of SAR (measured) = 0.141 mW/g
Zoom Scan (5x5x7)/Cube 0: Measurement grid: dx=7.5mm, dy=7.5mm, dz=5mm
Reference Value = 9.97 V/m; Power Drift = -0.058 dB
Peak SAR (extrapolated) = 0.299 W/kg
SAR(1 g) = 0.140 mW/g; SAR(10 g) = 0.097 mW/g
Info: Interpolated medium parameters used for SAR evaluation.
Maximum value of SAR (measured) = 0.139 mW/g

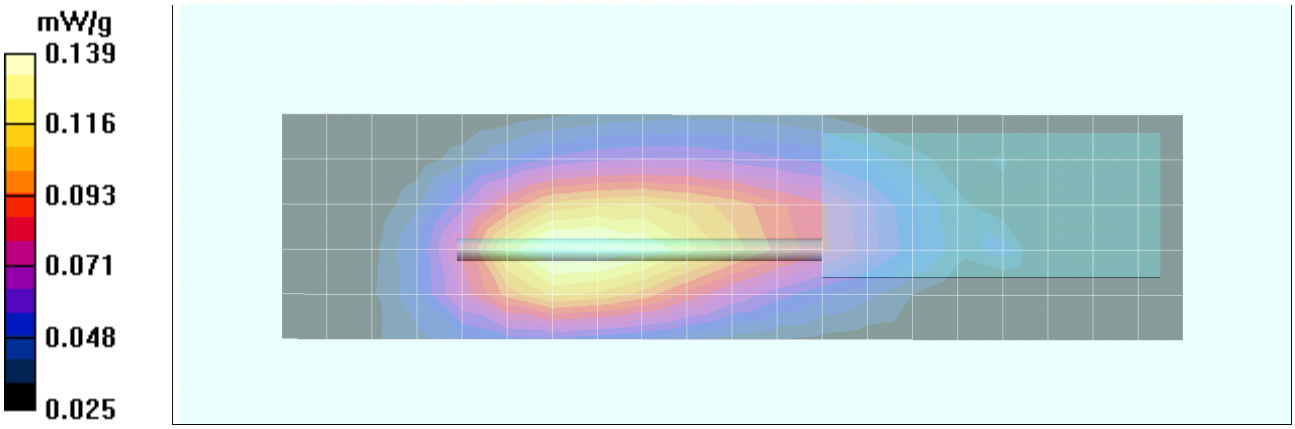

2011 Celltech Labs Inc. This document is not to be reproduced in whole or in part without the prior written permission of Celltech Labs Inc.

Body SAR Plot B31

Date Tested: 12/07/2011

DUT: Harris XG-25P (SYSTEM); Type: Portable VHF PTT Radio Transceiver; Serial: No.19

Ambient Temp: 22C; Fluid Temp: 22.4C; Barometric Pressure: 101.1 kPa; Humidity: 30%

Communication CW
Frequency: 150.8 MHz; Duty Cycle: 1:1
Medium: M150 Medium parameters used (interpolated): f = 150.8 MHz; σ = 0.772 mho/m; ε_r = 63.2; ρ = 1000 kg/m^3

- Probe: ET3DV6 - SN1590; ConvF(8.3, 8.3, 8.3); Calibrated: 22/06/2011
- Sensor-Surface: 4mm (Mechanical Surface Detection (Locations From Previous Scan Used))Sensor-Surface: 4mm (Mechanical Surface Detection)
- Electronics: DAE4 Sn353; Calibrated: 27/04/2010
- Phantom: Side Planar; Type: Plexiglas; Serial: 161
- Measurement SW: DASY4, V4.7 Build 44; Postprocessing SW: SEMCAD, V1.8 Build 171

Area Scan (6x21x1): Measurement grid: dx=20mm, dy=20mm
Info: Interpolated medium parameters used for SAR evaluation.
Maximum value of SAR (measured) = 0.532 mW/g
Zoom Scan (5x5x7)/Cube 0: Measurement grid: dx=7.5mm, dy=7.5mm, dz=5mm
Reference Value = 24.4 V/m; Power Drift = -0.085 dB
Peak SAR (extrapolated) = 0.756 W/kg
SAR(1 g) = 0.498 mW/g; SAR(10 g) = 0.377 mW/g
Info: Interpolated medium parameters used for SAR evaluation.
Maximum value of SAR (measured) = 0.512 mW/g

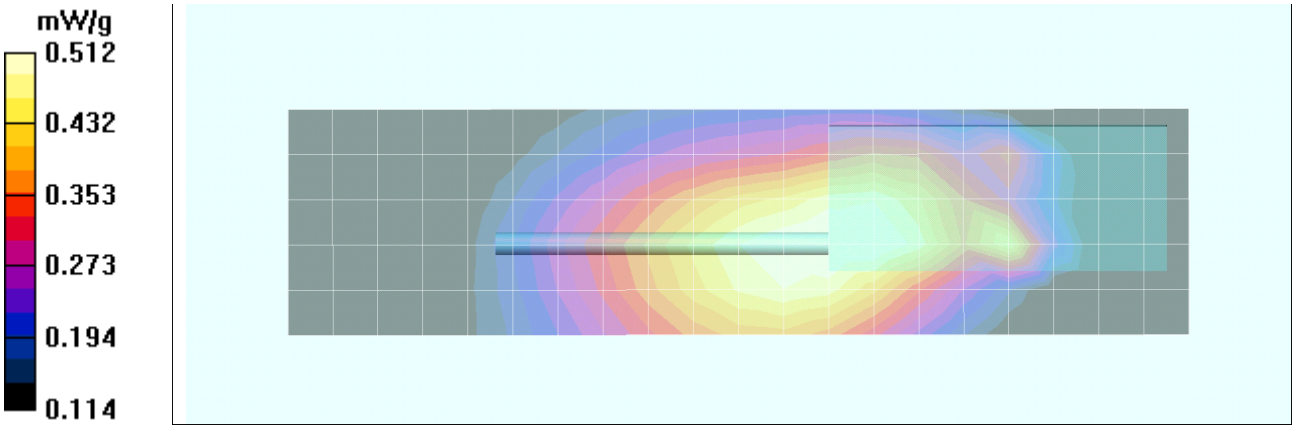

2011 Celltech Labs Inc. This document is not to be reproduced in whole or in part without the prior written permission of Celltech Labs Inc.

Body SAR Plot B32

Date Tested: 12/07/2011

DUT: Harris XG-25P (SYSTEM); Type: Portable VHF PTT Radio Transceiver; Serial: No.19

Ambient Temp: 22C; Fluid Temp: 22.4C; Barometric Pressure: 101.1 kPa; Humidity: 30%

Communication CW
Frequency: 173.4 MHz; Duty Cycle: 1:1
Medium: M150 Medium parameters used (interpolated): f = 173.4 MHz; σ = 0.81 mho/m; ε_r = 62.4; ρ = 1000 kg/m^3

- Probe: ET3DV6 - SN1590; ConvF(8.3, 8.3, 8.3); Calibrated: 22/06/2011
- Sensor-Surface: 4mm (Mechanical Surface Detection (Locations From Previous Scan Used))Sensor-Surface: 4mm (Mechanical Surface Detection)
- Electronics: DAE4 Sn353; Calibrated: 27/04/2010
- Phantom: Side Planar; Type: Plexiglas; Serial: 161
- Measurement SW: DASY4, V4.7 Build 44; Postprocessing SW: SEMCAD, V1.8 Build 171

Area Scan (6x21x1): Measurement grid: dx=20mm, dy=20mm
Info: Interpolated medium parameters used for SAR evaluation.
Maximum value of SAR (measured) = 0.270 mW/g
Zoom Scan (5x5x7)/Cube 0: Measurement grid: dx=7.5mm, dy=7.5mm, dz=5mm
Reference Value = 15.6 V/m; Power Drift = -0.227 dB
Peak SAR (extrapolated) = 0.374 W/kg
SAR(1 g) = 0.255 mW/g; SAR(10 g) = 0.192 mW/g
Info: Interpolated medium parameters used for SAR evaluation.
Maximum value of SAR (measured) = 0.265 mW/g

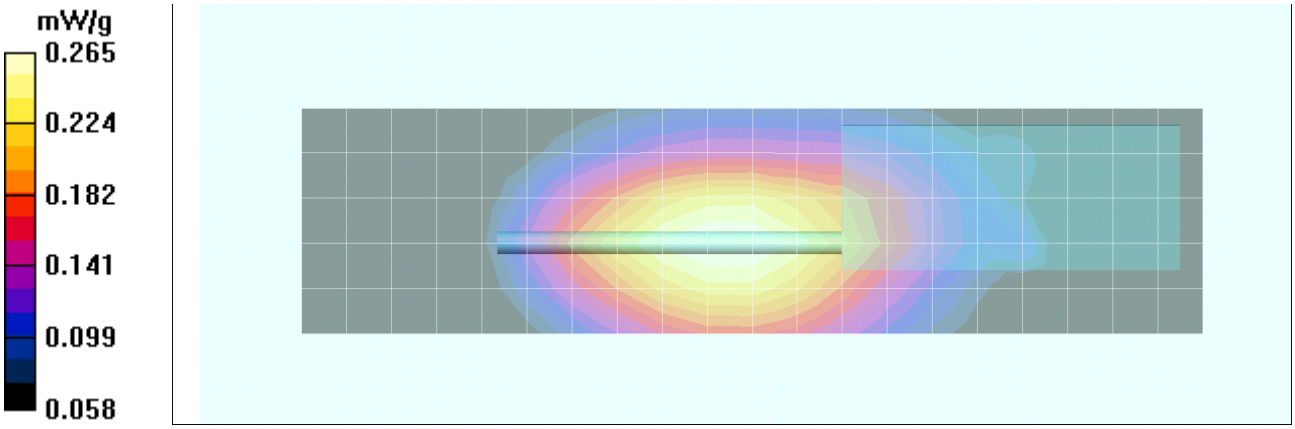

2011 Celltech Labs Inc. This document is not to be reproduced in whole or in part without the prior written permission of Celltech Labs Inc.

Body SAR Plot B33

Date Tested: 12/07/2011

DUT: Harris XG-25P (SYSTEM); Type: Portable VHF PTT Radio Transceiver; Serial: No.19

Ambient Temp: 22C; Fluid Temp: 22.4C; Barometric Pressure: 101.1 kPa; Humidity: 30%

Communication CW
Frequency: 173.4 MHz; Duty Cycle: 1:1
Medium: M150 Medium parameters used (interpolated): f = 173.4 MHz; σ = 0.81 mho/m; ε_r = 62.4; ρ = 1000 kg/m^3

- Probe: ET3DV6 - SN1590; ConvF(8.3, 8.3, 8.3); Calibrated: 22/06/2011
- Sensor-Surface: 4mm (Mechanical Surface Detection (Locations From Previous Scan Used))Sensor-Surface: 4mm (Mechanical Surface Detection)
- Electronics: DAE4 Sn353; Calibrated: 27/04/2010
- Phantom: Side Planar; Type: Plexiglas; Serial: 161
- Measurement SW: DASY4, V4.7 Build 44; Postprocessing SW: SEMCAD, V1.8 Build 171

Area Scan (6x21x1): Measurement grid: dx=20mm, dy=20mm
Info: Interpolated medium parameters used for SAR evaluation.
Maximum value of SAR (measured) = 1.42 mW/g
Zoom Scan (5x5x7)/Cube 0: Measurement grid: dx=7.5mm, dy=7.5mm, dz=5mm
Reference Value = 36.9 V/m; Power Drift = -0.210 dB
Peak SAR (extrapolated) = 1.94 W/kg
SAR(1 g) = 1.33 mW/g; SAR(10 g) = 1 mW/g
Info: Interpolated medium parameters used for SAR evaluation.
Maximum value of SAR (measured) = 1.39 mW/g

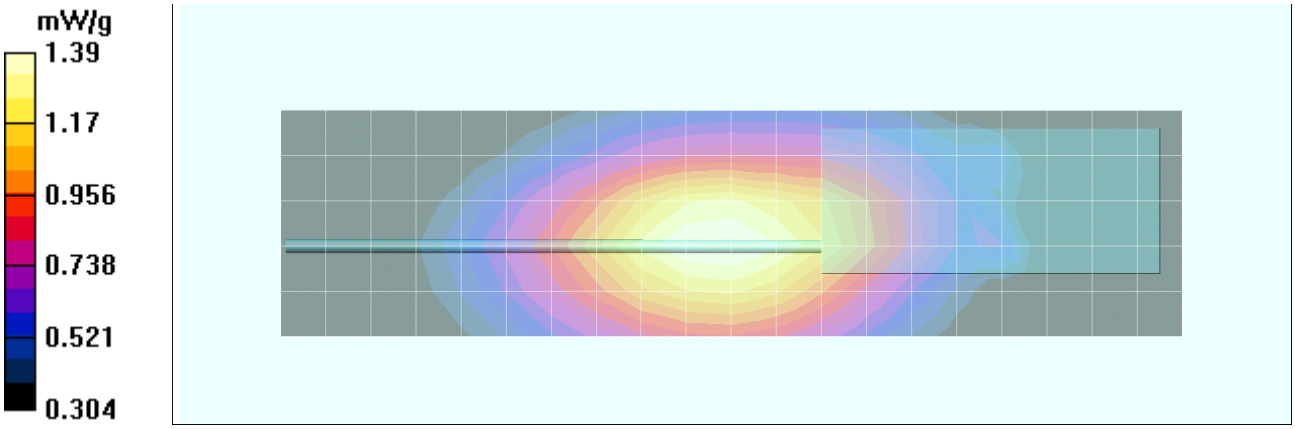

2011 Celltech Labs Inc. This document is not to be reproduced in whole or in part without the prior written permission of Celltech Labs Inc.

Body SAR Plot B34

Date Tested: 12/07/2011

DUT: Harris XG-25P (SYSTEM); Type: Portable VHF PTT Radio Transceiver; Serial: No.19

Ambient Temp: 22C; Fluid Temp: 22.4C; Barometric Pressure: 101.1 kPa; Humidity: 30%

Communication CW
Frequency: 173.4 MHz; Duty Cycle: 1:1
Medium: M150 Medium parameters used (interpolated): f = 173.4 MHz; σ = 0.81 mho/m; ε_r = 62.4; ρ = 1000 kg/m^3

- Probe: ET3DV6 - SN1590; ConvF(8.3, 8.3, 8.3); Calibrated: 22/06/2011
- Sensor-Surface: 4mm (Mechanical Surface Detection (Locations From Previous Scan Used))Sensor-Surface: 4mm (Mechanical Surface Detection)
- Electronics: DAE4 Sn353; Calibrated: 27/04/2010
- Phantom: Side Planar; Type: Plexiglas; Serial: 161
- Measurement SW: DASY4, V4.7 Build 44; Postprocessing SW: SEMCAD, V1.8 Build 171

Area Scan (6x21x1): Measurement grid: dx=20mm, dy=20mm
Info: Interpolated medium parameters used for SAR evaluation.
Maximum value of SAR (measured) = 0.936 mW/g
Zoom Scan (5x5x7)/Cube 0: Measurement grid: dx=7.5mm, dy=7.5mm, dz=5mm
Reference Value = 35.6 V/m; Power Drift = -1.58 dB
Peak SAR (extrapolated) = 1.27 W/kg
SAR(1 g) = 0.872 mW/g; SAR(10 g) = 0.657 mW/g
Info: Interpolated medium parameters used for SAR evaluation.
Maximum value of SAR (measured) = 0.905 mW/g

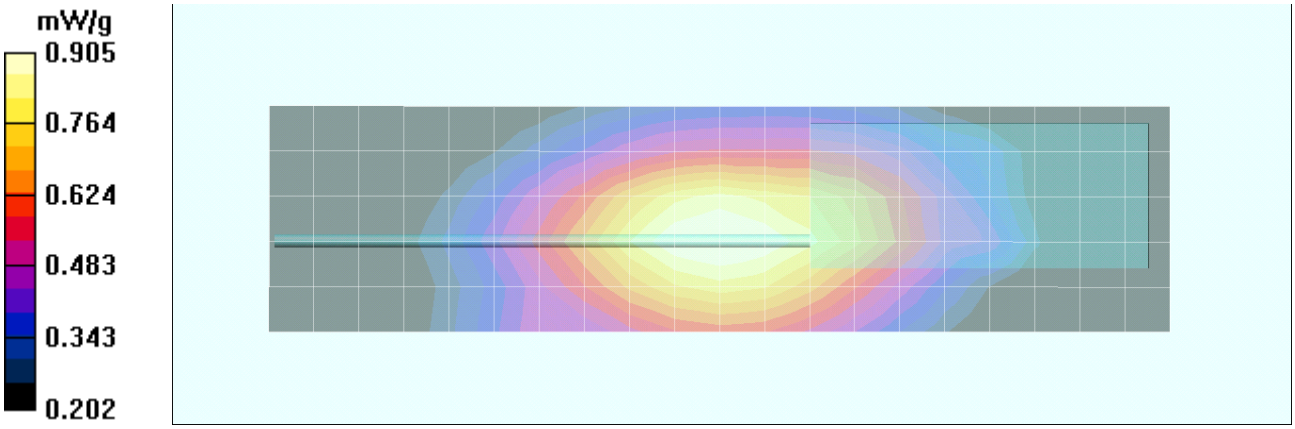

2011 Celltech Labs Inc. This document is not to be reproduced in whole or in part without the prior written permission of Celltech Labs Inc.

Body SAR Plot B35

Date Tested: 12/07/2011

DUT: Harris XG-25P (SYSTEM); Type: Portable VHF PTT Radio Transceiver; Serial: No.19

Ambient Temp: 22C; Fluid Temp: 22.4C; Barometric Pressure: 101.1 kPa; Humidity: 30%

Communication CW
Frequency: 173.4 MHz; Duty Cycle: 1:1
Medium: M150 Medium parameters used (interpolated): f = 173.4 MHz; σ = 0.81 mho/m; ε_r = 62.4; ρ = 1000 kg/m^3

- Probe: ET3DV6 - SN1590; ConvF(8.3, 8.3, 8.3); Calibrated: 22/06/2011
- Sensor-Surface: 4mm (Mechanical Surface Detection (Locations From Previous Scan Used))Sensor-Surface: 4mm (Mechanical Surface Detection)
- Electronics: DAE4 Sn353; Calibrated: 27/04/2010
- Phantom: Side Planar; Type: Plexiglas; Serial: 161
- Measurement SW: DASY4, V4.7 Build 44; Postprocessing SW: SEMCAD, V1.8 Build 171

Area Scan (6x21x1): Measurement grid: dx=20mm, dy=20mm
Info: Interpolated medium parameters used for SAR evaluation.
Maximum value of SAR (measured) = 1.24 mW/g
Zoom Scan (5x5x7)/Cube 0: Measurement grid: dx=7.5mm, dy=7.5mm, dz=5mm
Reference Value = 35.4 V/m; Power Drift = -1.55 dB
Peak SAR (extrapolated) = 1.24 W/kg
SAR(1 g) = 0.851 mW/g; SAR(10 g) = 0.646 mW/g
Info: Interpolated medium parameters used for SAR evaluation.
Maximum value of SAR (measured) = 0.883 mW/g

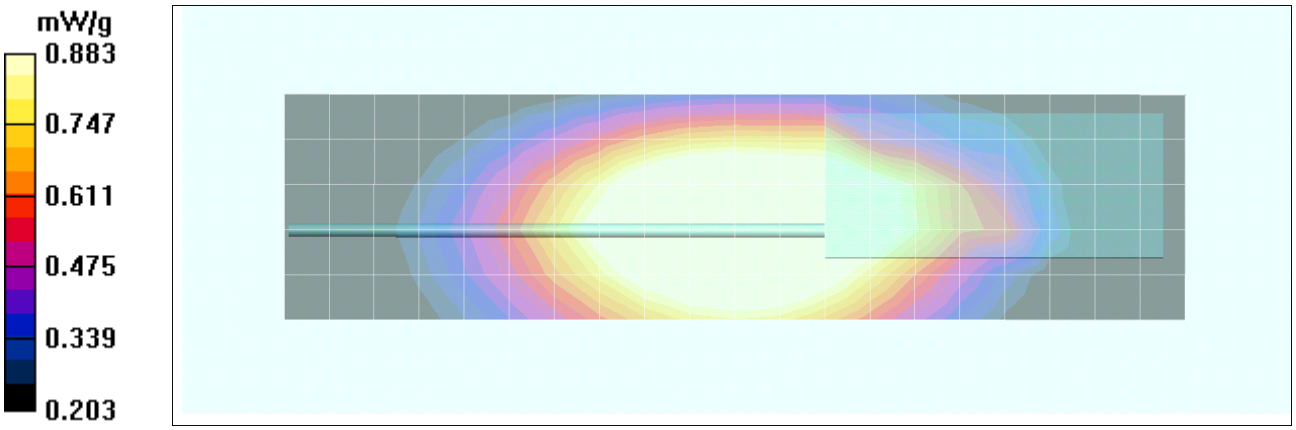

2011 Celltech Labs Inc. This document is not to be reproduced in whole or in part without the prior written permission of Celltech Labs Inc.

Body SAR Plot B36

Date Tested: 12/07/2011

DUT: Harris XG-25P (SYSTEM); Type: Portable VHF PTT Radio Transceiver; Serial: No.19

Ambient Temp: 22C; Fluid Temp: 22.4C; Barometric Pressure: 101.1 kPa; Humidity: 30%

Communication CW
Frequency: 173.4 MHz; Duty Cycle: 1:1
Medium: M150 Medium parameters used (interpolated): f = 173.4 MHz; σ = 0.81 mho/m; ε_r = 62.4; ρ = 1000 kg/m^3

- Probe: ET3DV6 - SN1590; ConvF(8.3, 8.3, 8.3); Calibrated: 22/06/2011
- Sensor-Surface: 4mm (Mechanical Surface Detection (Locations From Previous Scan Used))Sensor-Surface: 4mm (Mechanical Surface Detection)
- Electronics: DAE4 Sn353; Calibrated: 27/04/2010
- Phantom: Side Planar; Type: Plexiglas; Serial: 161
- Measurement SW: DASY4, V4.7 Build 44; Postprocessing SW: SEMCAD, V1.8 Build 171

Area Scan (6x21x1): Measurement grid: dx=20mm, dy=20mm
Info: Interpolated medium parameters used for SAR evaluation.
Maximum value of SAR (measured) = 1.39 mW/g
Zoom Scan (5x5x7)/Cube 0: Measurement grid: dx=7.5mm, dy=7.5mm, dz=5mm
Reference Value = 36.9 V/m; Power Drift = -1.57 dB
Peak SAR (extrapolated) = 1.38 W/kg
SAR(1 g) = 0.952 mW/g; SAR(10 g) = 0.712 mW/g
Info: Interpolated medium parameters used for SAR evaluation.
Maximum value of SAR (measured) = 0.988 mW/g

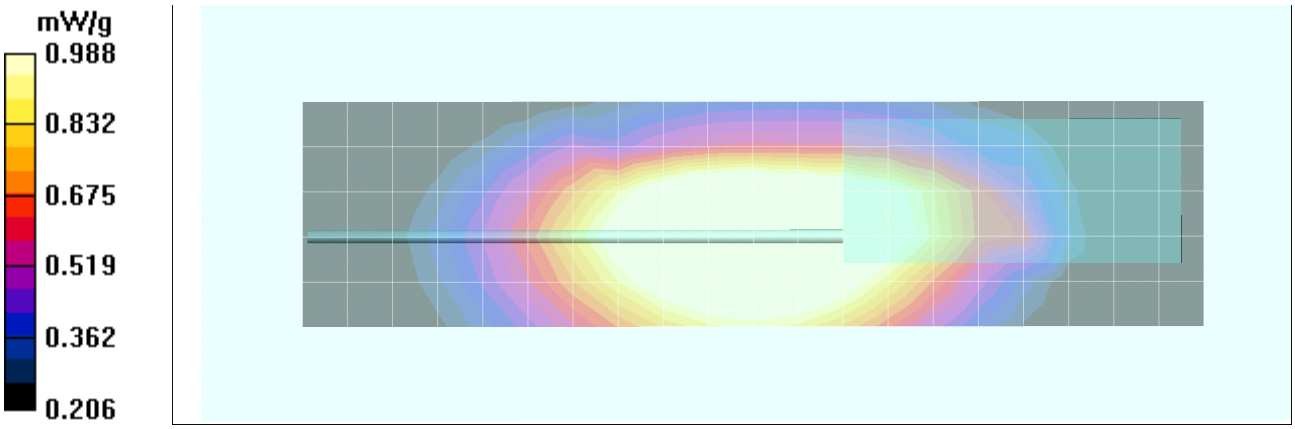

2011 Celltech Labs Inc. This document is not to be reproduced in whole or in part without the prior written permission of Celltech Labs Inc.

Body SAR Plot B37

Date Tested: 10/19/2011

DUT: Harris XG-25P (SCAN); Type: Portable VHF PTT Radio Transceiver; Serial: No.26

Ambient Temp: 22C; Fluid Temp: 21.0C; Barometric Pressure: 101.1 kPa; Humidity: 32%

Communication CW
Frequency: 144 MHz; Duty Cycle: 1:1
Medium: M150 Medium parameters used (interpolated): f = 144 MHz; σ = 0.77 mho/m; ε_r = 63.7; ρ = 1000 kg/m^3

- Probe: ET3DV6 - SN1590; ConvF(8.3, 8.3, 8.3); Calibrated: 22/06/2011
- Sensor-Surface: 4mm (Mechanical Surface Detection (Locations From Previous Scan Used))Sensor-Surface: 4mm (Mechanical Surface Detection)
- Electronics: DAE4 Sn353; Calibrated: 27/04/2010
- Phantom: Side Planar; Type: Plexiglas; Serial: 161
- Measurement SW: DASY4, V4.7 Build 44; Postprocessing SW: SEMCAD, V1.8 Build 171

Area Scan (6x21x1): Measurement grid: dx=20mm, dy=20mm
Info: Interpolated medium parameters used for SAR evaluation.
Maximum value of SAR (measured) = 0.598 mW/g
Zoom Scan (5x5x7)/Cube 0: Measurement grid: dx=7.5mm, dy=7.5mm, dz=5mm
Reference Value = 19.4 V/m; Power Drift = -0.080 dB
Peak SAR (extrapolated) = 1.28 W/kg
SAR(1 g) = 0.584 mW/g; SAR(10 g) = 0.387 mW/g
Info: Interpolated medium parameters used for SAR evaluation.
Maximum value of SAR (measured) = 0.597 mW/g

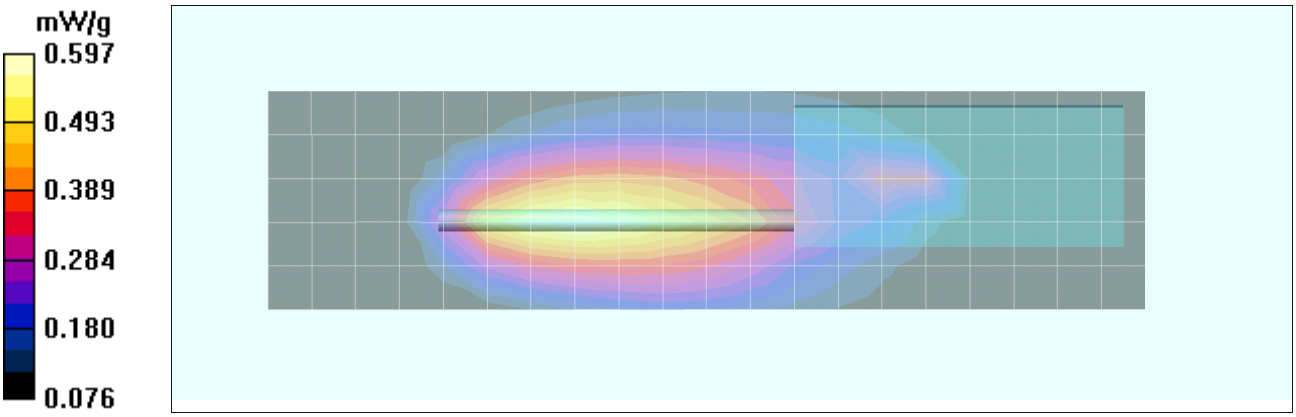

2011 Celltech Labs Inc. This document is not to be reproduced in whole or in part without the prior written permission of Celltech Labs Inc.

Body SAR Plot B38

Date Tested: 10/19/2011

DUT: Harris XG-25P (SCAN); Type: Portable VHF PTT Radio Transceiver; Serial: No.26

Ambient Temp: 22C; Fluid Temp: 21.0C; Barometric Pressure: 101.1 kPa; Humidity: 32%

Communication CW
Frequency: 150.8 MHz; Duty Cycle: 1:1
Medium: M150 Medium parameters used (interpolated): f = 150.8 MHz; σ = 0.77 mho/m; ε_r = 63.6; ρ = 1000 kg/m^3

- Probe: ET3DV6 - SN1590; ConvF(8.3, 8.3, 8.3); Calibrated: 22/06/2011
- Sensor-Surface: 4mm (Mechanical Surface Detection (Locations From Previous Scan Used))Sensor-Surface: 4mm (Mechanical Surface Detection)
- Electronics: DAE4 Sn353; Calibrated: 27/04/2010
- Phantom: Side Planar; Type: Plexiglas; Serial: 161
- Measurement SW: DASY4, V4.7 Build 44; Postprocessing SW: SEMCAD, V1.8 Build 171

Area Scan (6x21x1): Measurement grid: dx=20mm, dy=20mm
Info: Interpolated medium parameters used for SAR evaluation.
Maximum value of SAR (measured) = 10.4 mW/g
Zoom Scan (5x5x7)/Cube 0: Measurement grid: dx=7.5mm, dy=7.5mm, dz=5mm
Reference Value = 50.4 V/m; Power Drift = -0.164 dB
Peak SAR (extrapolated) = 39.8 W/kg
SAR(1 g) = 8.56 mW/g; SAR(10 g) = 3.71 mW/g
Info: Interpolated medium parameters used for SAR evaluation.
Maximum value of SAR (measured) = 7.91 mW/g

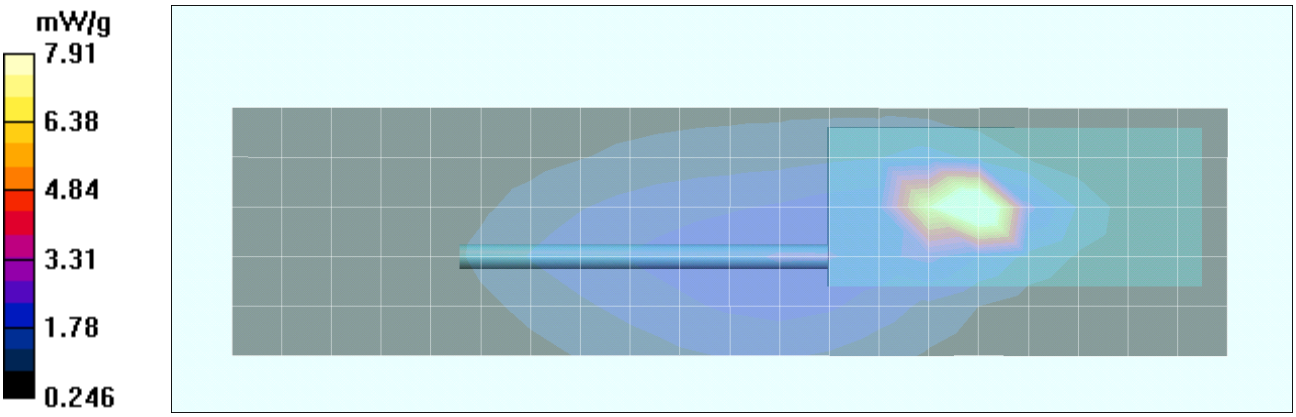

2011 Celltech Labs Inc. This document is not to be reproduced in whole or in part without the prior written permission of Celltech Labs Inc.

Z-axis Scan

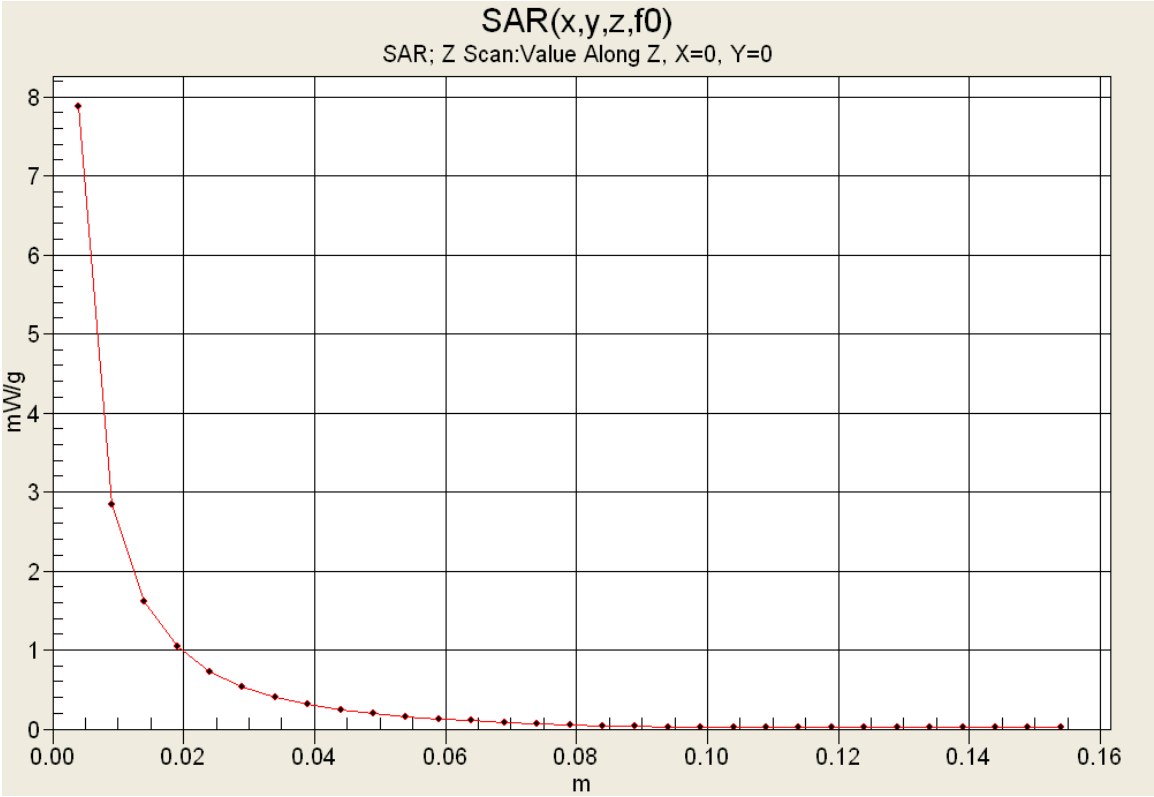

2011 Celltech Labs Inc. This document is not to be reproduced in whole or in part without the prior written permission of Celltech Labs Inc.

Body SAR Plot B39

Date Tested: 10/19/2011

DUT: Harris XG-25P (SCAN); Type: Portable VHF PTT Radio Transceiver; Serial: No.26

Ambient Temp: 22C; Fluid Temp: 21.0C; Barometric Pressure: 101.1 kPa; Humidity: 32%

Communication CW
Frequency: 173.4 MHz; Duty Cycle: 1:1
Medium: M150 Medium parameters used (interpolated): f = 173.4 MHz; σ = 0.783 mho/m; ε_r = 62; ρ = 1000 kg/m^3

- Probe: ET3DV6 - SN1590; ConvF(8.3, 8.3, 8.3); Calibrated: 22/06/2011
- Sensor-Surface: 4mm (Mechanical Surface Detection (Locations From Previous Scan Used))Sensor-Surface: 4mm (Mechanical Surface Detection)
- Electronics: DAE4 Sn353; Calibrated: 27/04/2010
- Phantom: Side Planar; Type: Plexiglas; Serial: 161
- Measurement SW: DASY4, V4.7 Build 44; Postprocessing SW: SEMCAD, V1.8 Build 171

Area Scan (6x21x1): Measurement grid: dx=20mm, dy=20mm
Info: Interpolated medium parameters used for SAR evaluation.
Maximum value of SAR (measured) = 0.360 mW/g
Zoom Scan (5x5x7)/Cube 0: Measurement grid: dx=7.5mm, dy=7.5mm, dz=5mm
Reference Value = 16.8 V/m; Power Drift = -0.313 dB
Peak SAR (extrapolated) = 0.526 W/kg
SAR(1 g) = 0.338 mW/g; SAR(10 g) = 0.245 mW/g
Info: Interpolated medium parameters used for SAR evaluation.
Maximum value of SAR (measured) = 0.353 mW/g

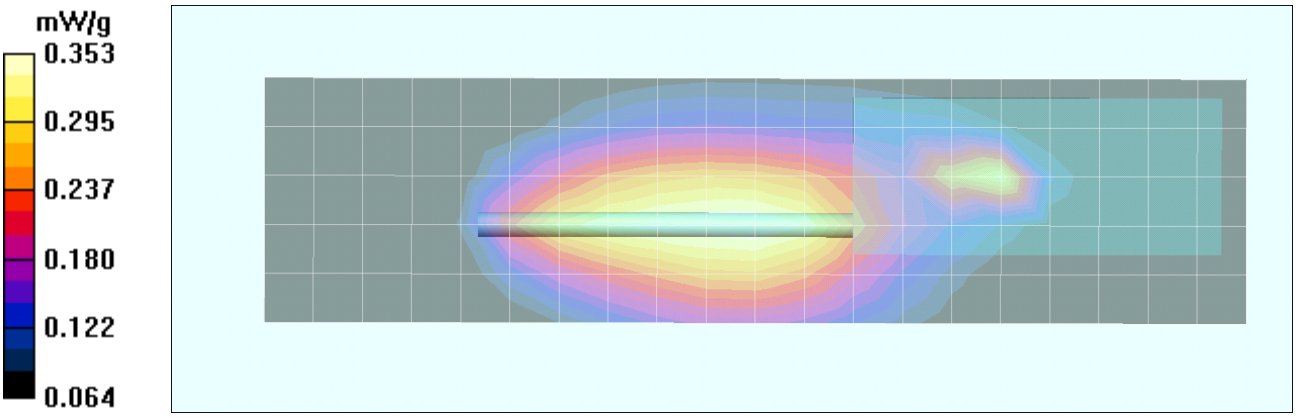

2011 Celltech Labs Inc. This document is not to be reproduced in whole or in part without the prior written permission of Celltech Labs Inc.

Body SAR Plot B40

Date Tested: 10/19/2011

DUT: Harris XG-25P (SCAN); Type: Portable VHF PTT Radio Transceiver; Serial: No.26

Ambient Temp: 22C; Fluid Temp: 21.0C; Barometric Pressure: 101.1 kPa; Humidity: 32%

Communication CW
Frequency: 173.4 MHz; Duty Cycle: 1:1
Medium: M150 Medium parameters used (interpolated): f = 173.4 MHz; σ = 0.783 mho/m; ε_r = 62; ρ = 1000 kg/m^3

- Probe: ET3DV6 - SN1590; ConvF(8.3, 8.3, 8.3); Calibrated: 22/06/2011
- Sensor-Surface: 4mm (Mechanical Surface Detection (Locations From Previous Scan Used))Sensor-Surface: 4mm (Mechanical Surface Detection)
- Electronics: DAE4 Sn353; Calibrated: 27/04/2010
- Phantom: Side Planar; Type: Plexiglas; Serial: 161
- Measurement SW: DASY4, V4.7 Build 44; Postprocessing SW: SEMCAD, V1.8 Build 171

Area Scan (6x21x1): Measurement grid: dx=20mm, dy=20mm
Info: Interpolated medium parameters used for SAR evaluation.
Maximum value of SAR (measured) = 1.35 mW/g
Zoom Scan (5x5x7)/Cube 0: Measurement grid: dx=7.5mm, dy=7.5mm, dz=5mm
Reference Value = 31.8 V/m; Power Drift = -0.281 dB
Peak SAR (extrapolated) = 4.14 W/kg
SAR(1 g) = 1.23 mW/g; SAR(10 g) = 0.628 mW/g
Info: Interpolated medium parameters used for SAR evaluation.
Maximum value of SAR (measured) = 1.22 mW/g

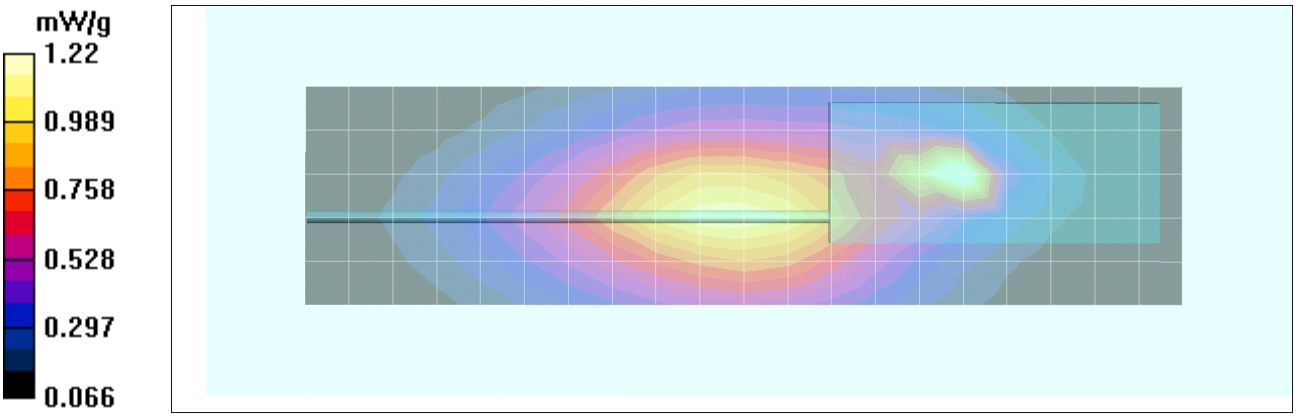

2011 Celltech Labs Inc. This document is not to be reproduced in whole or in part without the prior written permission of Celltech Labs Inc.

Body SAR Plot B41

Date Tested: 10/20/2011

DUT: Harris XG-25P (SCAN); Type: Portable VHF PTT Radio Transceiver; Serial: No.26

Ambient Temp: 22C; Fluid Temp: 21.6C; Barometric Pressure: 101.1 kPa; Humidity: 32%

Communication CW
Frequency: 144 MHz; Duty Cycle: 1:1
Medium: M150 Medium parameters used (interpolated): f = 144 MHz; σ = 0.79 mho/m; ε_r = 64.5; ρ = 1000 kg/m^3

- Probe: ET3DV6 - SN1590; ConvF(8.3, 8.3, 8.3); Calibrated: 22/06/2011
- Sensor-Surface: 4mm (Mechanical Surface Detection (Locations From Previous Scan Used))Sensor-Surface: 4mm (Mechanical Surface Detection)
- Electronics: DAE4 Sn353; Calibrated: 27/04/2010
- Phantom: Side Planar; Type: Plexiglas; Serial: 161
- Measurement SW: DASY4, V4.7 Build 44; Postprocessing SW: SEMCAD, V1.8 Build 171

Area Scan (6x21x1): Measurement grid: dx=20mm, dy=20mm
Info: Interpolated medium parameters used for SAR evaluation.
Maximum value of SAR (measured) = 0.380 mW/g
Zoom Scan (5x5x7)/Cube 0: Measurement grid: dx=7.5mm, dy=7.5mm, dz=5mm
Reference Value = 19.3 V/m; Power Drift = -0.517 dB
Peak SAR (extrapolated) = 0.531 W/kg
SAR(1 g) = 0.336 mW/g; SAR(10 g) = 0.253 mW/g
Info: Interpolated medium parameters used for SAR evaluation.
Maximum value of SAR (measured) = 0.345 mW/g

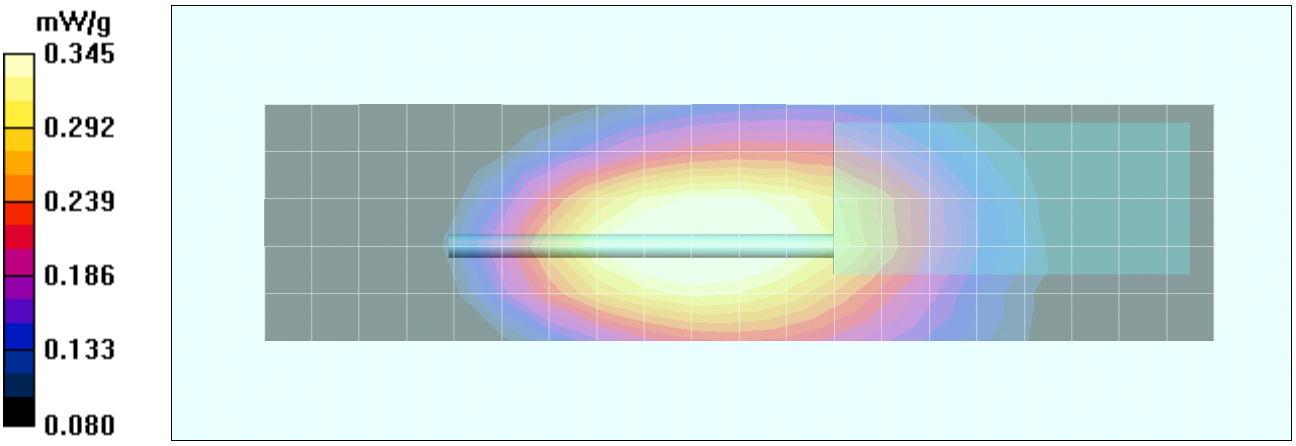

2011 Celltech Labs Inc. This document is not to be reproduced in whole or in part without the prior written permission of Celltech Labs Inc.

Body SAR Plot B42

Date Tested: 10/20/2011

DUT: Harris XG-25P (SCAN); Type: Portable VHF PTT Radio Transceiver; Serial: No.26

Ambient Temp: 22C; Fluid Temp: 21.6C; Barometric Pressure: 101.1 kPa; Humidity: 32%

Communication CW
Frequency: 150.8 MHz; Duty Cycle: 1:1
Medium: M150 Medium parameters used (interpolated): f = 150.8 MHz; σ = 0.788 mho/m; ε_r = 63.9; ρ = 1000 kg/m^3

- Probe: ET3DV6 - SN1590; ConvF(8.3, 8.3, 8.3); Calibrated: 22/06/2011
- Sensor-Surface: 4mm (Mechanical Surface Detection (Locations From Previous Scan Used))Sensor-Surface: 4mm (Mechanical Surface Detection)
- Electronics: DAE4 Sn353; Calibrated: 27/04/2010
- Phantom: Side Planar; Type: Plexiglas; Serial: 161
- Measurement SW: DASY4, V4.7 Build 44; Postprocessing SW: SEMCAD, V1.8 Build 171

Area Scan (6x21x1): Measurement grid: dx=20mm, dy=20mm
Info: Interpolated medium parameters used for SAR evaluation.
Maximum value of SAR (measured) = 0.303 mW/g
Zoom Scan (5x5x7)/Cube 0: Measurement grid: dx=7.5mm, dy=7.5mm, dz=5mm
Reference Value = 18.1 V/m; Power Drift = -0.050 dB
Peak SAR (extrapolated) = 0.438 W/kg
SAR(1 g) = 0.281 mW/g; SAR(10 g) = 0.212 mW/g
Info: Interpolated medium parameters used for SAR evaluation.
Maximum value of SAR (measured) = 0.288 mW/g

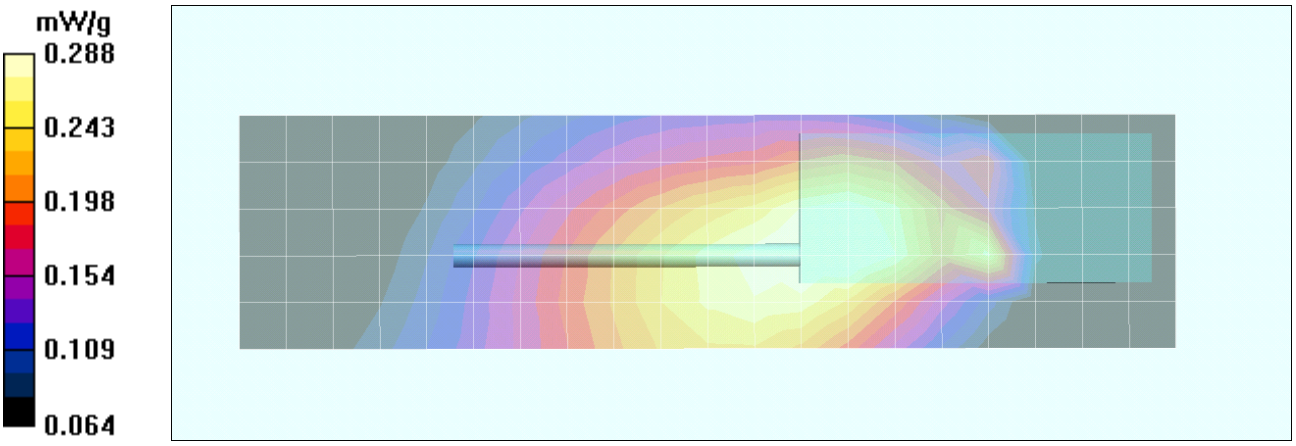

2011 Celltech Labs Inc. This document is not to be reproduced in whole or in part without the prior written permission of Celltech Labs Inc.

Body SAR Plot B43

Date Tested: 10/20/2011

DUT: Harris XG-25P (SCAN); Type: Portable VHF PTT Radio Transceiver; Serial: No.26

Ambient Temp: 22C; Fluid Temp: 21.6C; Barometric Pressure: 101.1 kPa; Humidity: 32%

Communication CW
Frequency: 173.4 MHz; Duty Cycle: 1:1
Medium: M150 Medium parameters used (interpolated): f = 173.4 MHz; σ = 0.793 mho/m; ε_r = 63.2; ρ = 1000 kg/m^3

- Probe: ET3DV6 - SN1590; ConvF(8.3, 8.3, 8.3); Calibrated: 22/06/2011
- Sensor-Surface: 4mm (Mechanical Surface Detection (Locations From Previous Scan Used))Sensor-Surface: 4mm (Mechanical Surface Detection)
- Electronics: DAE4 Sn353; Calibrated: 27/04/2010
- Phantom: Side Planar; Type: Plexiglas; Serial: 161
- Measurement SW: DASY4, V4.7 Build 44; Postprocessing SW: SEMCAD, V1.8 Build 171

Area Scan (6x21x1): Measurement grid: dx=20mm, dy=20mm
Info: Interpolated medium parameters used for SAR evaluation.
Maximum value of SAR (measured) = 0.203 mW/g
Zoom Scan (5x5x7)/Cube 0: Measurement grid: dx=7.5mm, dy=7.5mm, dz=5mm
Reference Value = 14.7 V/m; Power Drift = -0.352 dB
Peak SAR (extrapolated) = 0.260 W/kg
SAR(1 g) = 0.183 mW/g; SAR(10 g) = 0.141 mW/g
Info: Interpolated medium parameters used for SAR evaluation.
Maximum value of SAR (measured) = 0.189 mW/g

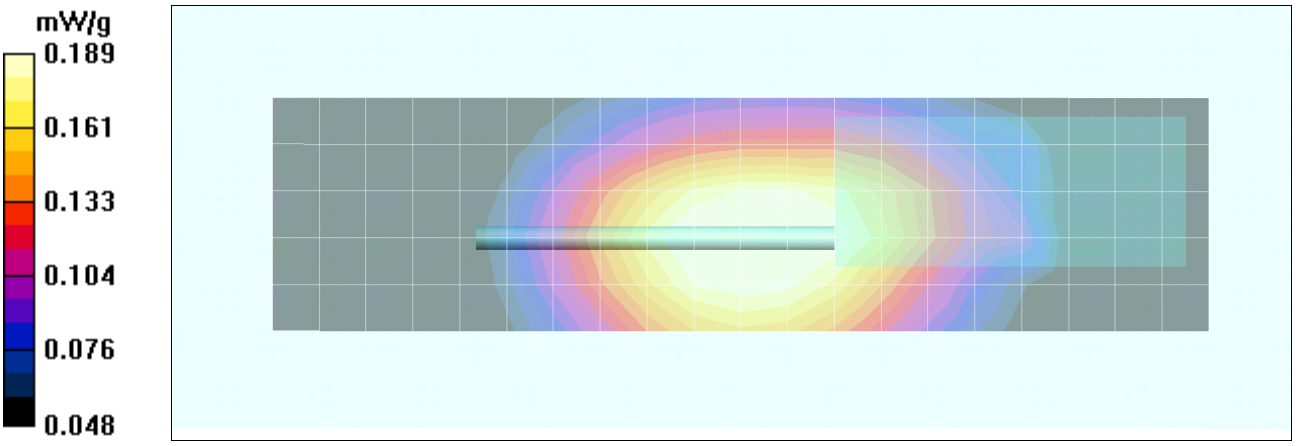

2011 Celltech Labs Inc. This document is not to be reproduced in whole or in part without the prior written permission of Celltech Labs Inc.

Body SAR Plot B44

Date Tested: 10/20/2011

DUT: Harris XG-25P (SCAN); Type: Portable VHF PTT Radio Transceiver; Serial: No.26

Ambient Temp: 22C; Fluid Temp: 21.6C; Barometric Pressure: 101.1 kPa; Humidity: 32%

Communication CW
Frequency: 173.4 MHz; Duty Cycle: 1:1
Medium: M150 Medium parameters used (interpolated): f = 173.4 MHz; σ = 0.793 mho/m; ε_r = 63.2; ρ = 1000 kg/m^3

- Probe: ET3DV6 - SN1590; ConvF(8.3, 8.3, 8.3); Calibrated: 22/06/2011
- Sensor-Surface: 4mm (Mechanical Surface Detection (Locations From Previous Scan Used))Sensor-Surface: 4mm (Mechanical Surface Detection)
- Electronics: DAE4 Sn353; Calibrated: 27/04/2010
- Phantom: Side Planar; Type: Plexiglas; Serial: 161
- Measurement SW: DASY4, V4.7 Build 44; Postprocessing SW: SEMCAD, V1.8 Build 171

Area Scan (6x21x1): Measurement grid: dx=20mm, dy=20mm
Info: Interpolated medium parameters used for SAR evaluation.
Maximum value of SAR (measured) = 1.23 mW/g
Zoom Scan (5x5x7)/Cube 0: Measurement grid: dx=7.5mm, dy=7.5mm, dz=5mm
Reference Value = 36.4 V/m; Power Drift = -0.234 dB
Peak SAR (extrapolated) = 1.59 W/kg
SAR(1 g) = 1.12 mW/g; SAR(10 g) = 0.862 mW/g
Info: Interpolated medium parameters used for SAR evaluation.
Maximum value of SAR (measured) = 1.16 mW/g

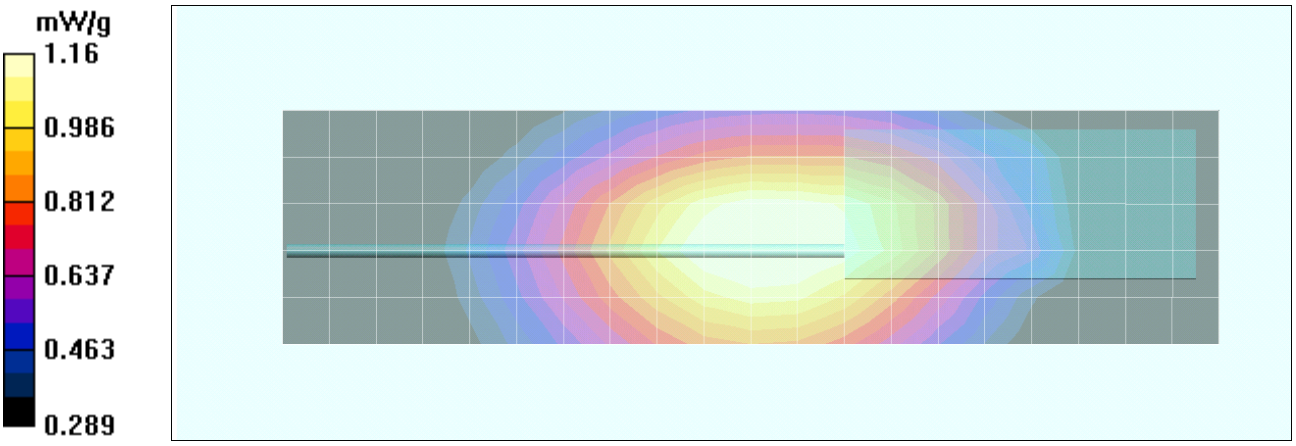

2011 Celltech Labs Inc. This document is not to be reproduced in whole or in part without the prior written permission of Celltech Labs Inc.

Body SAR Plot B45

Date Tested: 10/21/2011

DUT: Harris XG-25P (SCAN); Type: Portable VHF PTT Radio Transceiver; Serial: No.26

Ambient Temp: 22C; Fluid Temp: 21.4C; Barometric Pressure: 101.1 kPa; Humidity: 32%

Communication CW
Frequency: 144 MHz; Duty Cycle: 1:1
Medium: M150 Medium parameters used (interpolated): f = 144 MHz; σ = 0.76 mho/m; ε_r = 62.6; ρ = 1000 kg/m^3

- Probe: ET3DV6 - SN1590; ConvF(8.3, 8.3, 8.3); Calibrated: 22/06/2011
- Sensor-Surface: 4mm (Mechanical Surface Detection (Locations From Previous Scan Used))Sensor-Surface: 4mm (Mechanical Surface Detection)
- Electronics: DAE4 Sn353; Calibrated: 27/04/2010
- Phantom: Side Planar; Type: Plexiglas; Serial: 161
- Measurement SW: DASY4, V4.7 Build 44; Postprocessing SW: SEMCAD, V1.8 Build 171

Area Scan (6x21x1): Measurement grid: dx=20mm, dy=20mm
Info: Interpolated medium parameters used for SAR evaluation.
Maximum value of SAR (measured) = 0.240 mW/g
Zoom Scan (5x5x7)/Cube 0: Measurement grid: dx=7.5mm, dy=7.5mm, dz=5mm
Reference Value = 15.5 V/m; Power Drift = -0.303 dB
Peak SAR (extrapolated) = 0.353 W/kg
SAR(1 g) = 0.223 mW/g; SAR(10 g) = 0.168 mW/g
Info: Interpolated medium parameters used for SAR evaluation.
Maximum value of SAR (measured) = 0.229 mW/g

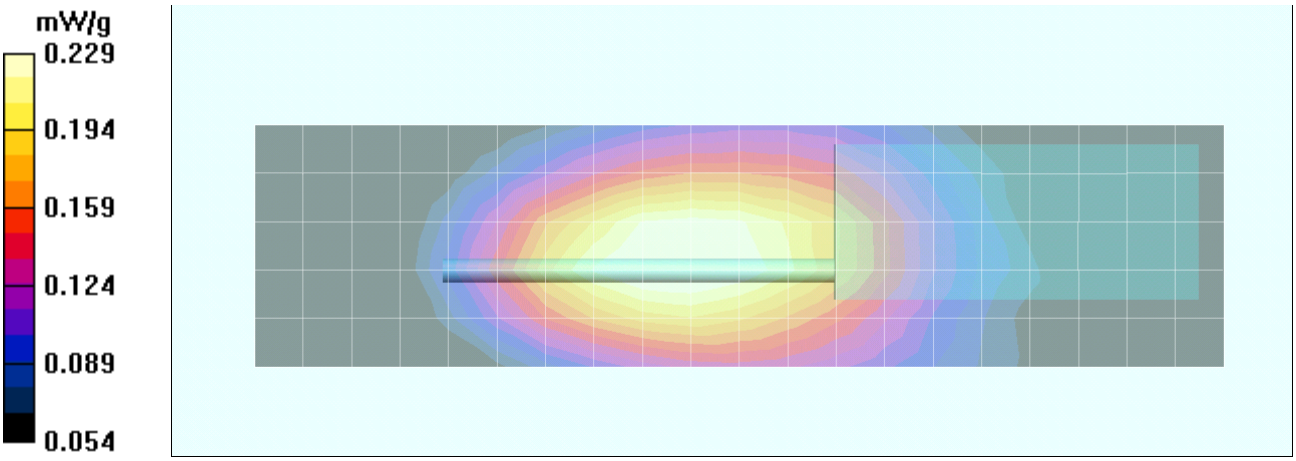

2011 Celltech Labs Inc. This document is not to be reproduced in whole or in part without the prior written permission of Celltech Labs Inc.

Body SAR Plot B46

Date Tested: 10/20/2011

DUT: Harris XG-25P (SCAN); Type: Portable VHF PTT Radio Transceiver; Serial: No.26

Ambient Temp: 22C; Fluid Temp: 21.6C; Barometric Pressure: 101.1 kPa; Humidity: 32%

Communication CW
Frequency: 150.8 MHz; Duty Cycle: 1:1
Medium: M150 Medium parameters used (interpolated): f = 150.8 MHz; σ = 0.788 mho/m; ε_r = 63.9; ρ = 1000 kg/m^3

- Probe: ET3DV6 - SN1590; ConvF(8.3, 8.3, 8.3); Calibrated: 22/06/2011
- Sensor-Surface: 4mm (Mechanical Surface Detection (Locations From Previous Scan Used))Sensor-Surface: 4mm (Mechanical Surface Detection)
- Electronics: DAE4 Sn353; Calibrated: 27/04/2010
- Phantom: Side Planar; Type: Plexiglas; Serial: 161
- Measurement SW: DASY4, V4.7 Build 44; Postprocessing SW: SEMCAD, V1.8 Build 171

Area Scan (6x21x1): Measurement grid: dx=20mm, dy=20mm
Info: Interpolated medium parameters used for SAR evaluation.
Maximum value of SAR (measured) = 0.313 mW/g
Zoom Scan (5x5x7)/Cube 0: Measurement grid: dx=7.5mm, dy=7.5mm, dz=5mm
Reference Value = 18.4 V/m; Power Drift = -0.051 dB
Peak SAR (extrapolated) = 0.570 W/kg
SAR(1 g) = 0.265 mW/g; SAR(10 g) = 0.141 mW/g
Info: Interpolated medium parameters used for SAR evaluation.
Maximum value of SAR (measured) = 0.302 mW/g

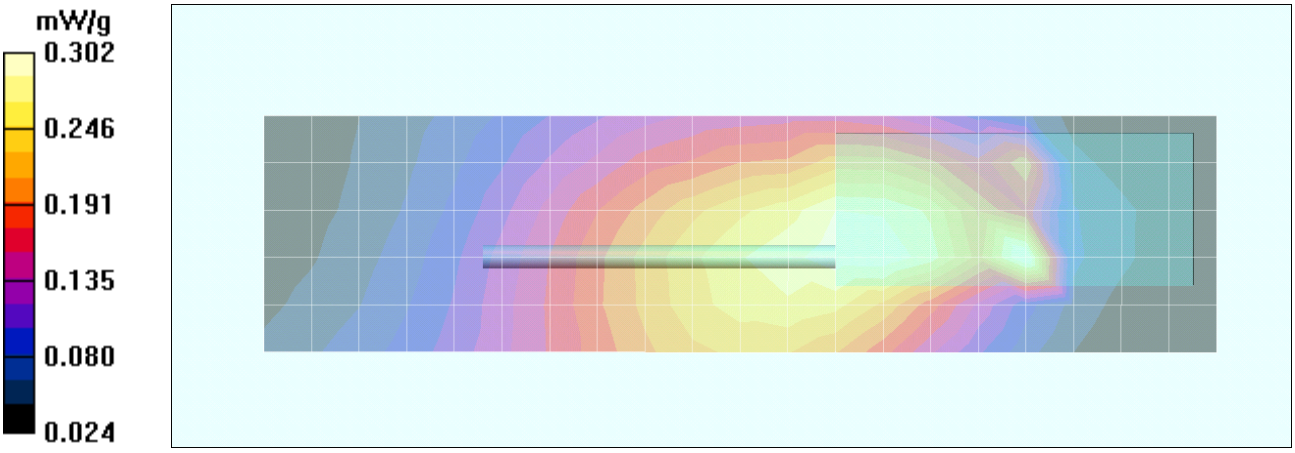

2011 Celltech Labs Inc. This document is not to be reproduced in whole or in part without the prior written permission of Celltech Labs Inc.

Body SAR Plot B47

Date Tested: 10/20/2011

DUT: Harris XG-25P (SCAN); Type: Portable VHF PTT Radio Transceiver; Serial: No.26

Ambient Temp: 22C; Fluid Temp: 21.6C; Barometric Pressure: 101.1 kPa; Humidity: 32%

Communication CW
Frequency: 173.4 MHz; Duty Cycle: 1:1
Medium: M150 Medium parameters used (interpolated): f = 173.4 MHz; σ = 0.793 mho/m; ε_r = 63.2; ρ = 1000 kg/m^3

- Probe: ET3DV6 - SN1590; ConvF(8.3, 8.3, 8.3); Calibrated: 22/06/2011
- Sensor-Surface: 4mm (Mechanical Surface Detection (Locations From Previous Scan Used))Sensor-Surface: 4mm (Mechanical Surface Detection)
- Electronics: DAE4 Sn353; Calibrated: 27/04/2010
- Phantom: Side Planar; Type: Plexiglas; Serial: 161
- Measurement SW: DASY4, V4.7 Build 44; Postprocessing SW: SEMCAD, V1.8 Build 171

Area Scan (6x21x1): Measurement grid: dx=20mm, dy=20mm
Info: Interpolated medium parameters used for SAR evaluation.
Maximum value of SAR (measured) = 0.182 mW/g
Zoom Scan (5x5x7)/Cube 0: Measurement grid: dx=7.5mm, dy=7.5mm, dz=5mm
Reference Value = 14.0 V/m; Power Drift = -0.300 dB
Peak SAR (extrapolated) = 0.235 W/kg
SAR(1 g) = 0.165 mW/g; SAR(10 g) = 0.128 mW/g
Info: Interpolated medium parameters used for SAR evaluation.
Maximum value of SAR (measured) = 0.170 mW/g

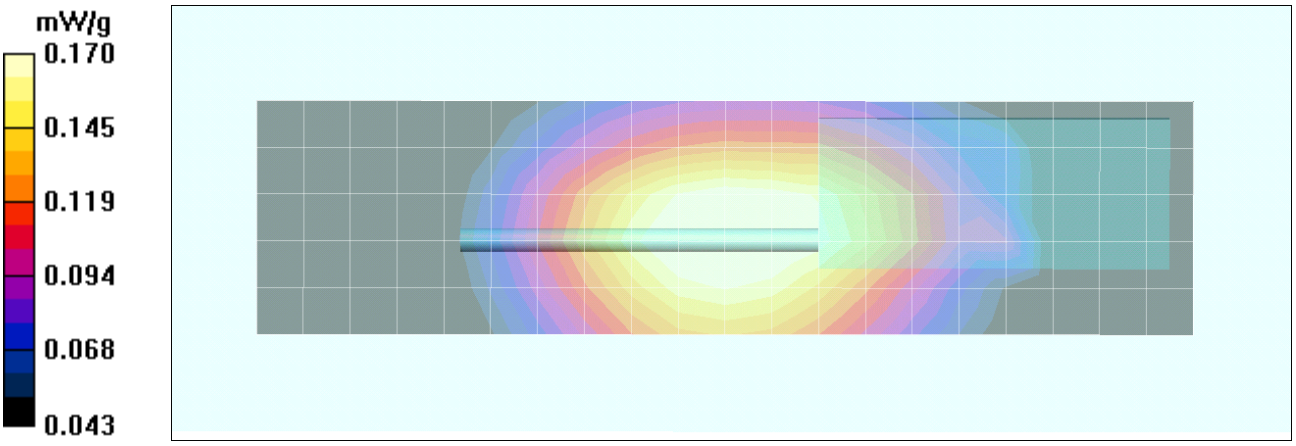

2011 Celltech Labs Inc. This document is not to be reproduced in whole or in part without the prior written permission of Celltech Labs Inc.

Body SAR Plot B48

Date Tested: 10/21/2011

DUT: Harris XG-25P (SCAN); Type: Portable VHF PTT Radio Transceiver; Serial: No.26

Ambient Temp: 22C; Fluid Temp: 21.4C; Barometric Pressure: 101.1 kPa; Humidity: 32%

Communication CW
Frequency: 173.4 MHz; Duty Cycle: 1:1
Medium: M150 Medium parameters used (interpolated): f = 173.4 MHz; σ = 0.767 mho/m; ε_r = 63; ρ = 1000 kg/m^3

- Probe: ET3DV6 - SN1590; ConvF(8.3, 8.3, 8.3); Calibrated: 22/06/2011
- Sensor-Surface: 4mm (Mechanical Surface Detection (Locations From Previous Scan Used))Sensor-Surface: 4mm (Mechanical Surface Detection)
- Electronics: DAE4 Sn353; Calibrated: 27/04/2010
- Phantom: Side Planar; Type: Plexiglas; Serial: 161
- Measurement SW: DASY4, V4.7 Build 44; Postprocessing SW: SEMCAD, V1.8 Build 171

Area Scan (6x21x1): Measurement grid: dx=20mm, dy=20mm
Info: Interpolated medium parameters used for SAR evaluation.
Maximum value of SAR (measured) = 0.685 mW/g
Zoom Scan (5x5x7)/Cube 0: Measurement grid: dx=7.5mm, dy=7.5mm, dz=5mm
Reference Value = 27.7 V/m; Power Drift = -0.308 dB
Peak SAR (extrapolated) = 0.881 W/kg
SAR(1 g) = 0.624 mW/g; SAR(10 g) = 0.485 mW/g
Info: Interpolated medium parameters used for SAR evaluation.
Maximum value of SAR (measured) = 0.643 mW/g

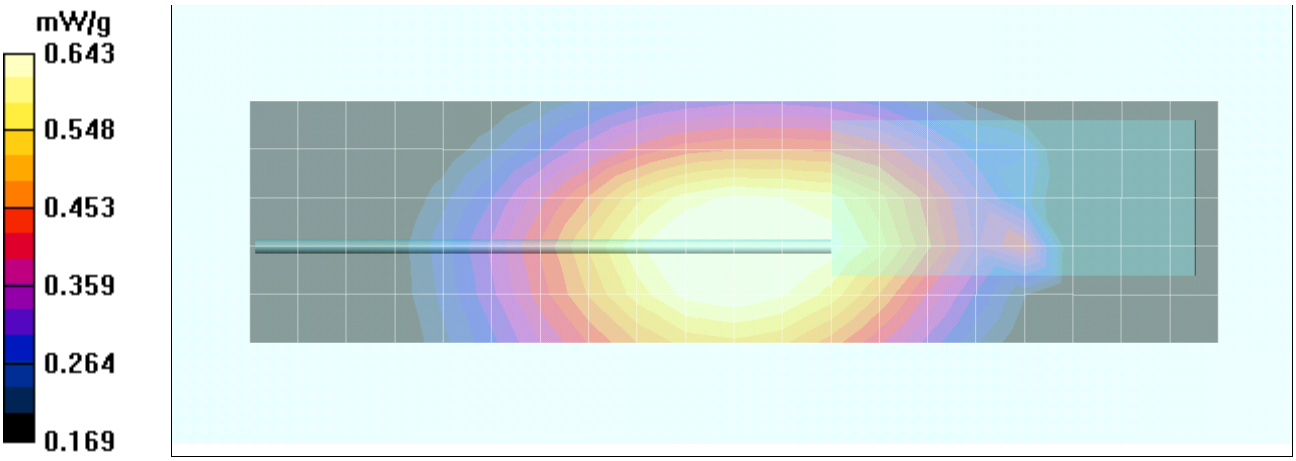

2011 Celltech Labs Inc. This document is not to be reproduced in whole or in part without the prior written permission of Celltech Labs Inc.

Body SAR Plot B49

Date Tested: 10/20/2011

DUT: Harris XG-25P (SCAN); Type: Portable VHF PTT Radio Transceiver; Serial: No.26

Ambient Temp: 22C; Fluid Temp: 21.6C; Barometric Pressure: 101.1 kPa; Humidity: 32%

Communication CW
Frequency: 144 MHz; Duty Cycle: 1:1
Medium: M150 Medium parameters used (interpolated): f = 144 MHz; σ = 0.79 mho/m; ε_r = 64.5; ρ = 1000 kg/m^3

- Probe: ET3DV6 - SN1590; ConvF(8.3, 8.3, 8.3); Calibrated: 22/06/2011
- Sensor-Surface: 4mm (Mechanical Surface Detection (Locations From Previous Scan Used))Sensor-Surface: 4mm (Mechanical Surface Detection)
- Electronics: DAE4 Sn353; Calibrated: 27/04/2010
- Phantom: Side Planar; Type: Plexiglas; Serial: 161
- Measurement SW: DASY4, V4.7 Build 44; Postprocessing SW: SEMCAD, V1.8 Build 171

Area Scan (6x21x1): Measurement grid: dx=20mm, dy=20mm
Info: Interpolated medium parameters used for SAR evaluation.
Maximum value of SAR (measured) = 0.646 mW/g
Zoom Scan (5x5x7)/Cube 0: Measurement grid: dx=7.5mm, dy=7.5mm, dz=5mm
Reference Value = 22.2 V/m; Power Drift = -1.97 dB
Peak SAR (extrapolated) = 0.756 W/kg
SAR(1 g) = 0.397 mW/g; SAR(10 g) = 0.277 mW/g
Info: Interpolated medium parameters used for SAR evaluation.
Maximum value of SAR (measured) = 0.402 mW/g

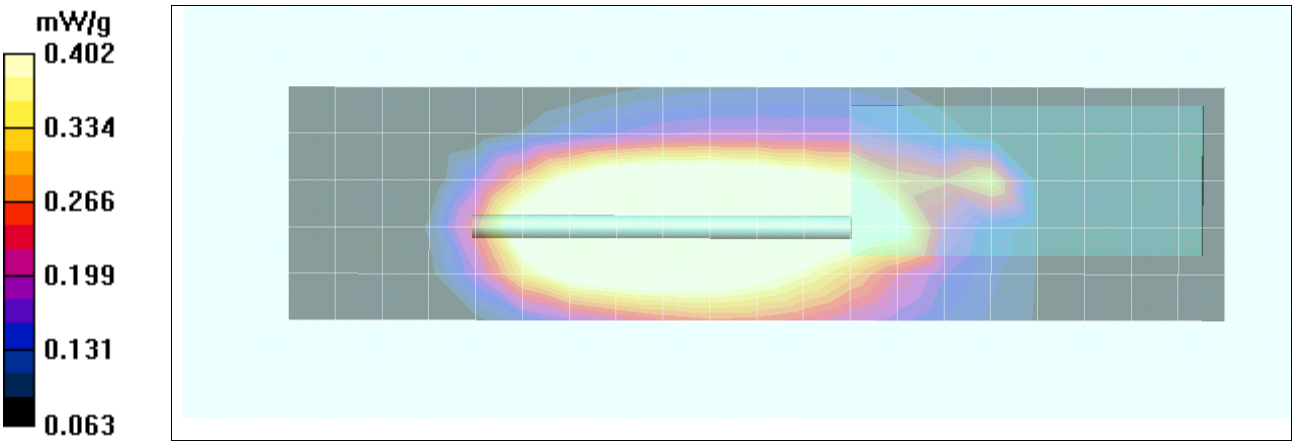

2011 Celltech Labs Inc. This document is not to be reproduced in whole or in part without the prior written permission of Celltech Labs Inc.

Body SAR Plot B50

Date Tested: 10/20/2011

DUT: Harris XG-25P (SCAN); Type: Portable VHF PTT Radio Transceiver; Serial: No.26

Ambient Temp: 22C; Fluid Temp: 21.6C; Barometric Pressure: 101.1 kPa; Humidity: 32%

Communication CW
Frequency: 150.8 MHz; Duty Cycle: 1:1
Medium: M150 Medium parameters used (interpolated): f = 150.8 MHz; σ = 0.788 mho/m; ε_r = 63.9; ρ = 1000 kg/m^3

- Probe: ET3DV6 - SN1590; ConvF(8.3, 8.3, 8.3); Calibrated: 22/06/2011
- Sensor-Surface: 4mm (Mechanical Surface Detection (Locations From Previous Scan Used))Sensor-Surface: 4mm (Mechanical Surface Detection)
- Electronics: DAE4 Sn353; Calibrated: 27/04/2010
- Phantom: Side Planar; Type: Plexiglas; Serial: 161
- Measurement SW: DASY4, V4.7 Build 44; Postprocessing SW: SEMCAD, V1.8 Build 171

Area Scan (6x21x1): Measurement grid: dx=20mm, dy=20mm
Info: Interpolated medium parameters used for SAR evaluation.
Maximum value of SAR (measured) = 1.46 mW/g
Zoom Scan (5x5x7)/Cube 0: Measurement grid: dx=7.5mm, dy=7.5mm, dz=5mm
Reference Value = 22.9 V/m; Power Drift = -0.464 dB
Peak SAR (extrapolated) = 3.59 W/kg
SAR(1 g) = 1.35 mW/g; SAR(10 g) = 0.512 mW/g
Info: Interpolated medium parameters used for SAR evaluation.
Maximum value of SAR (measured) = 1.71 mW/g

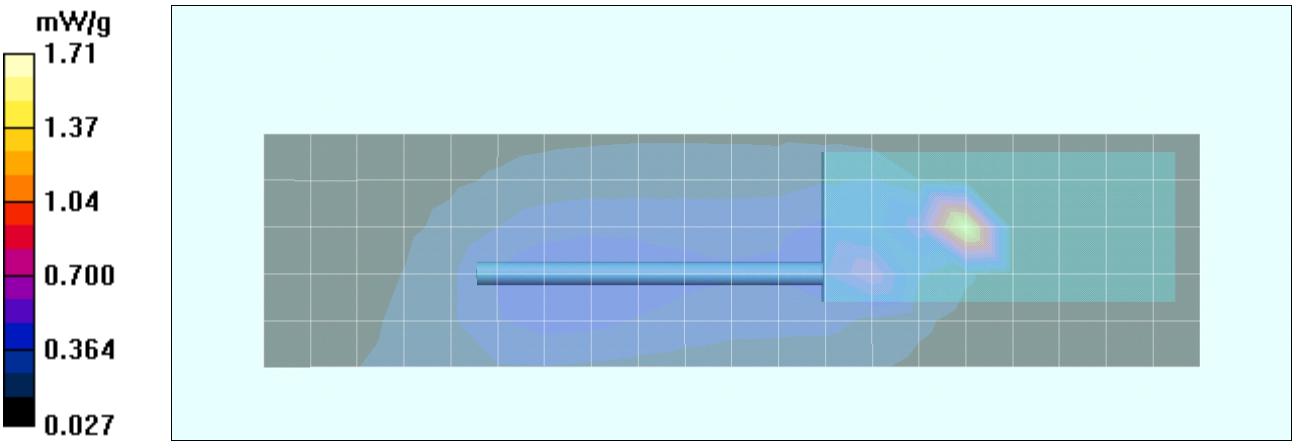

2011 Celltech Labs Inc. This document is not to be reproduced in whole or in part without the prior written permission of Celltech Labs Inc.

Body SAR Plot B51

Date Tested: 10/19/2011

DUT: Harris XG-25P (SCAN); Type: Portable VHF PTT Radio Transceiver; Serial: No.26

Ambient Temp: 22C; Fluid Temp: 21.0C; Barometric Pressure: 101.1 kPa; Humidity: 32%

Communication CW
Frequency: 173.4 MHz; Duty Cycle: 1:1
Medium: M150 Medium parameters used (interpolated): f = 173.4 MHz; σ = 0.783 mho/m; ε_r = 62; ρ = 1000 kg/m^3

- Probe: ET3DV6 - SN1590; ConvF(8.3, 8.3, 8.3); Calibrated: 22/06/2011
- Sensor-Surface: 4mm (Mechanical Surface Detection (Locations From Previous Scan Used))Sensor-Surface: 4mm (Mechanical Surface Detection)
- Electronics: DAE4 Sn353; Calibrated: 27/04/2010
- Phantom: Side Planar; Type: Plexiglas; Serial: 161
- Measurement SW: DASY4, V4.7 Build 44; Postprocessing SW: SEMCAD, V1.8 Build 171

Area Scan (6x21x1): Measurement grid: dx=20mm, dy=20mm
Info: Interpolated medium parameters used for SAR evaluation.
Maximum value of SAR (measured) = 0.383 mW/g
Zoom Scan (5x5x7)/Cube 0: Measurement grid: dx=7.5mm, dy=7.5mm, dz=5mm
Reference Value = 16.4 V/m; Power Drift = -0.372 dB
Peak SAR (extrapolated) = 0.842 W/kg
SAR(1 g) = 0.352 mW/g; SAR(10 g) = 0.157 mW/g
Info: Interpolated medium parameters used for SAR evaluation.
Maximum value of SAR (measured) = 0.437 mW/g

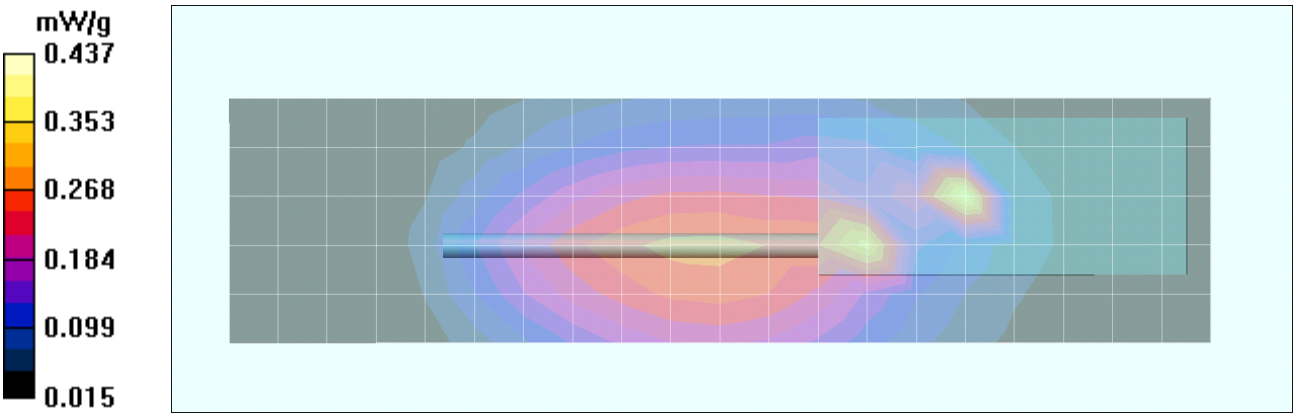

2011 Celltech Labs Inc. This document is not to be reproduced in whole or in part without the prior written permission of Celltech Labs Inc.

Body SAR Plot B52

Date Tested: 10/19/2011

DUT: Harris XG-25P (SCAN); Type: Portable VHF PTT Radio Transceiver; Serial: No.26

Ambient Temp: 22C; Fluid Temp: 21.0C; Barometric Pressure: 101.1 kPa; Humidity: 32%

Communication CW
Frequency: 173.4 MHz; Duty Cycle: 1:1
Medium: M150 Medium parameters used (interpolated): f = 173.4 MHz; σ = 0.783 mho/m; ε_r = 62; ρ = 1000 kg/m^3

- Probe: ET3DV6 - SN1590; ConvF(8.3, 8.3, 8.3); Calibrated: 22/06/2011
- Sensor-Surface: 4mm (Mechanical Surface Detection (Locations From Previous Scan Used))Sensor-Surface: 4mm (Mechanical Surface Detection)
- Electronics: DAE4 Sn353; Calibrated: 27/04/2010
- Phantom: Side Planar; Type: Plexiglas; Serial: 161
- Measurement SW: DASY4, V4.7 Build 44; Postprocessing SW: SEMCAD, V1.8 Build 171

Area Scan (6x21x1): Measurement grid: dx=20mm, dy=20mm
Info: Interpolated medium parameters used for SAR evaluation.
Maximum value of SAR (measured) = 1.61 mW/g
Zoom Scan (5x5x7)/Cube 0: Measurement grid: dx=7.5mm, dy=7.5mm, dz=5mm
Reference Value = 37.6 V/m; Power Drift = -1.95 dB
Peak SAR (extrapolated) = 2.78 W/kg
SAR(1 g) = 1.18 mW/g; SAR(10 g) = 0.527 mW/g
Info: Interpolated medium parameters used for SAR evaluation.
Maximum value of SAR (measured) = 1.45 mW/g

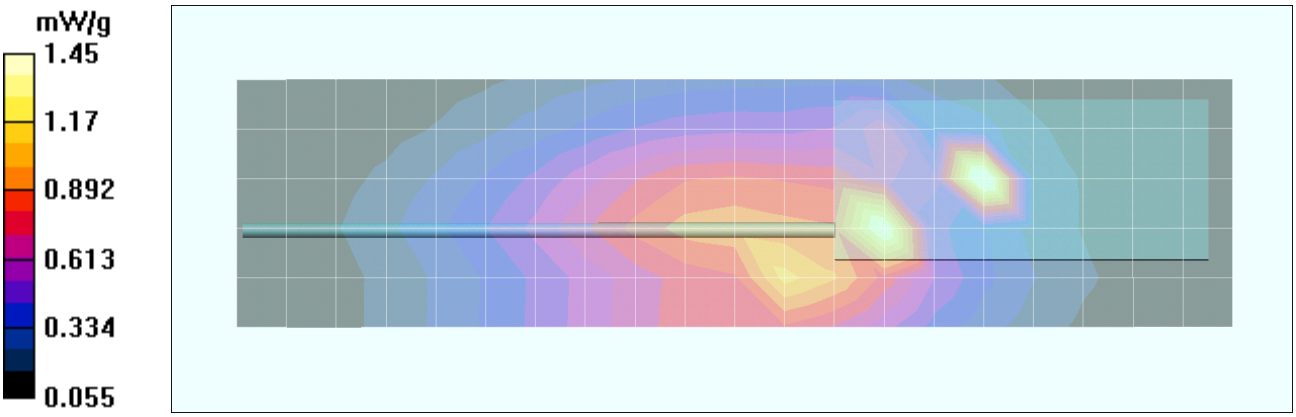

2011 Celltech Labs Inc. This document is not to be reproduced in whole or in part without the prior written permission of Celltech Labs Inc.

Body SAR Plot B53

Date Tested: 12/07/2011

DUT: Harris XG-25P (SCAN); Type: Portable VHF PTT Radio Transceiver; Serial: No.26

Ambient Temp: 22C; Fluid Temp: 22.4C; Barometric Pressure: 101.1 kPa; Humidity: 30%

Communication CW
Frequency: 144 MHz; Duty Cycle: 1:1
Medium: M150 Medium parameters used (interpolated): f = 144 MHz; σ = 0.788 mho/m; ε_r = 63.8; ρ = 1000 kg/m^3

- Probe: ET3DV6 - SN1590; ConvF(8.3, 8.3, 8.3); Calibrated: 22/06/2011
- Sensor-Surface: 4mm (Mechanical Surface Detection (Locations From Previous Scan Used))Sensor-Surface: 4mm (Mechanical Surface Detection)
- Electronics: DAE4 Sn353; Calibrated: 27/04/2010
- Phantom: Side Planar; Type: Plexiglas; Serial: 161
- Measurement SW: DASY4, V4.7 Build 44; Postprocessing SW: SEMCAD, V1.8 Build 171

Area Scan (6x21x1): Measurement grid: dx=20mm, dy=20mm
Info: Interpolated medium parameters used for SAR evaluation.
Maximum value of SAR (measured) = 0.422 mW/g
Zoom Scan (5x5x7)/Cube 0: Measurement grid: dx=7.5mm, dy=7.5mm, dz=5mm
Reference Value = 18.7 V/m; Power Drift = -2.05 dB
Peak SAR (extrapolated) = 0.698 W/kg
SAR(1 g) = 0.290 mW/g; SAR(10 g) = 0.194 mW/g
Info: Interpolated medium parameters used for SAR evaluation.
Maximum value of SAR (measured) = 0.369 mW/g

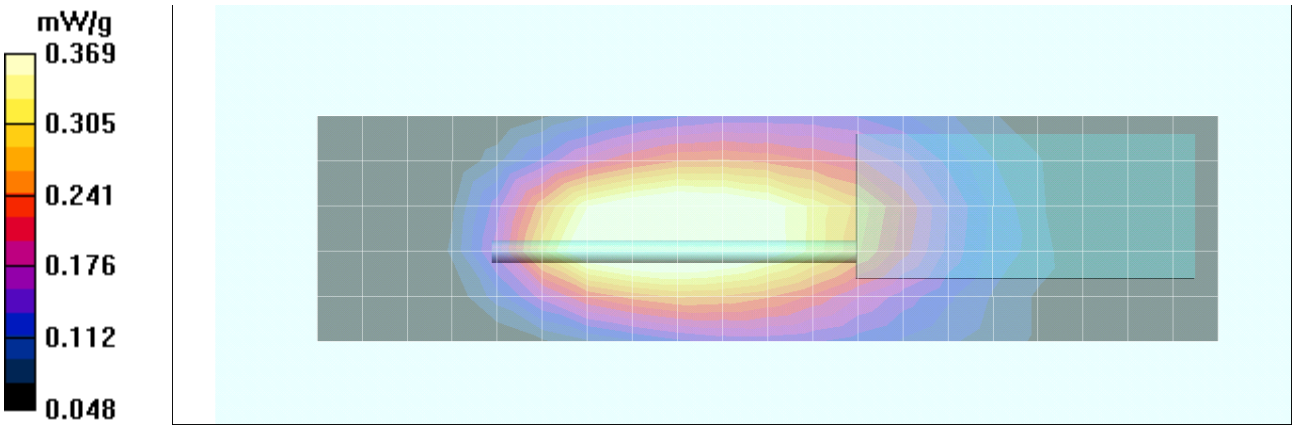

2011 Celltech Labs Inc. This document is not to be reproduced in whole or in part without the prior written permission of Celltech Labs Inc.

Body SAR Plot B54

Date Tested: 12/07/2011

DUT: Harris XG-25P (SCAN); Type: Portable VHF PTT Radio Transceiver; Serial: No.26

Ambient Temp: 22C; Fluid Temp: 22.4C; Barometric Pressure: 101.1 kPa; Humidity: 30%

Communication CW
Frequency: 150.8 MHz; Duty Cycle: 1:1
Medium: M150 Medium parameters used (interpolated): f = 150.8 MHz; σ = 0.772 mho/m; ε_r = 63.2; ρ = 1000 kg/m^3

- Probe: ET3DV6 - SN1590; ConvF(8.3, 8.3, 8.3); Calibrated: 22/06/2011
- Sensor-Surface: 4mm (Mechanical Surface Detection (Locations From Previous Scan Used))Sensor-Surface: 4mm (Mechanical Surface Detection)
- Electronics: DAE4 Sn353; Calibrated: 27/04/2010
- Phantom: Side Planar; Type: Plexiglas; Serial: 161
- Measurement SW: DASY4, V4.7 Build 44; Postprocessing SW: SEMCAD, V1.8 Build 171

Area Scan (6x21x1): Measurement grid: dx=20mm, dy=20mm
Info: Interpolated medium parameters used for SAR evaluation.
Maximum value of SAR (measured) = 0.670 mW/g
Zoom Scan (5x5x7)/Cube 0: Measurement grid: dx=7.5mm, dy=7.5mm, dz=5mm
Reference Value = 27.8 V/m; Power Drift = -0.084 dB
Peak SAR (extrapolated) = 0.926 W/kg
SAR(1 g) = 0.641 mW/g; SAR(10 g) = 0.491 mW/g
Info: Interpolated medium parameters used for SAR evaluation.
Maximum value of SAR (measured) = 0.663 mW/g

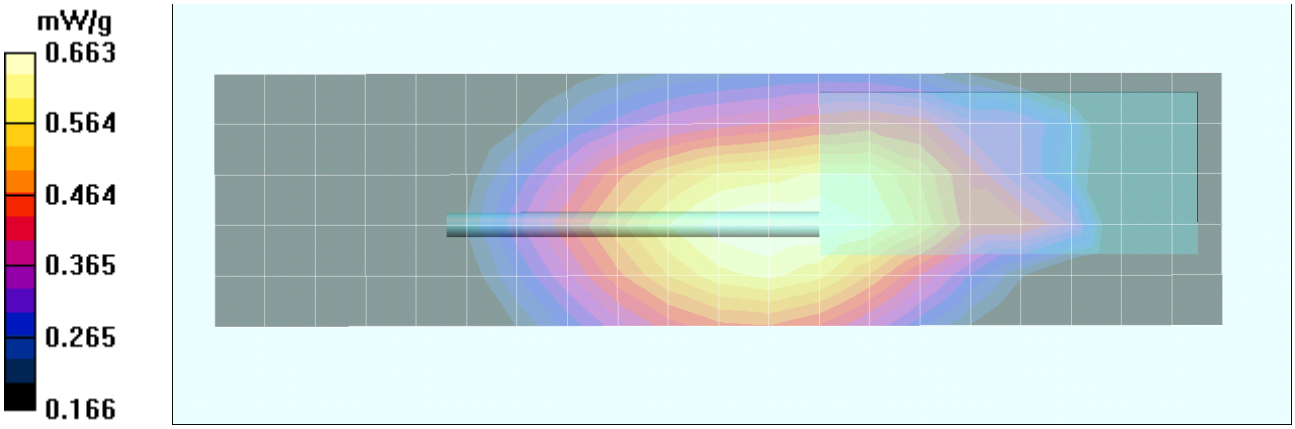

2011 Celltech Labs Inc. This document is not to be reproduced in whole or in part without the prior written permission of Celltech Labs Inc.

Body SAR Plot B55

Date Tested: 12/07/2011

DUT: Harris XG-25P (SCAN); Type: Portable VHF PTT Radio Transceiver; Serial: No.26

Ambient Temp: 22C; Fluid Temp: 22.4C; Barometric Pressure: 101.1 kPa; Humidity: 30%

Communication CW
Frequency: 173.4 MHz; Duty Cycle: 1:1
Medium: M150 Medium parameters used (interpolated): f = 173.4 MHz; σ = 0.81 mho/m; ε_r = 62.4; ρ = 1000 kg/m^3

- Probe: ET3DV6 - SN1590; ConvF(8.3, 8.3, 8.3); Calibrated: 22/06/2011
- Sensor-Surface: 4mm (Mechanical Surface Detection (Locations From Previous Scan Used))Sensor-Surface: 4mm (Mechanical Surface Detection)
- Electronics: DAE4 Sn353; Calibrated: 27/04/2010
- Phantom: Side Planar; Type: Plexiglas; Serial: 161
- Measurement SW: DASY4, V4.7 Build 44; Postprocessing SW: SEMCAD, V1.8 Build 171

Area Scan (6x21x1): Measurement grid: dx=20mm, dy=20mm
Info: Interpolated medium parameters used for SAR evaluation.
Maximum value of SAR (measured) = 0.276 mW/g
Zoom Scan (5x5x7)/Cube 0: Measurement grid: dx=7.5mm, dy=7.5mm, dz=5mm
Reference Value = 15.8 V/m; Power Drift = -0.340 dB
Peak SAR (extrapolated) = 0.369 W/kg
SAR(1 g) = 0.253 mW/g; SAR(10 g) = 0.191 mW/g
Info: Interpolated medium parameters used for SAR evaluation.
Maximum value of SAR (measured) = 0.262 mW/g

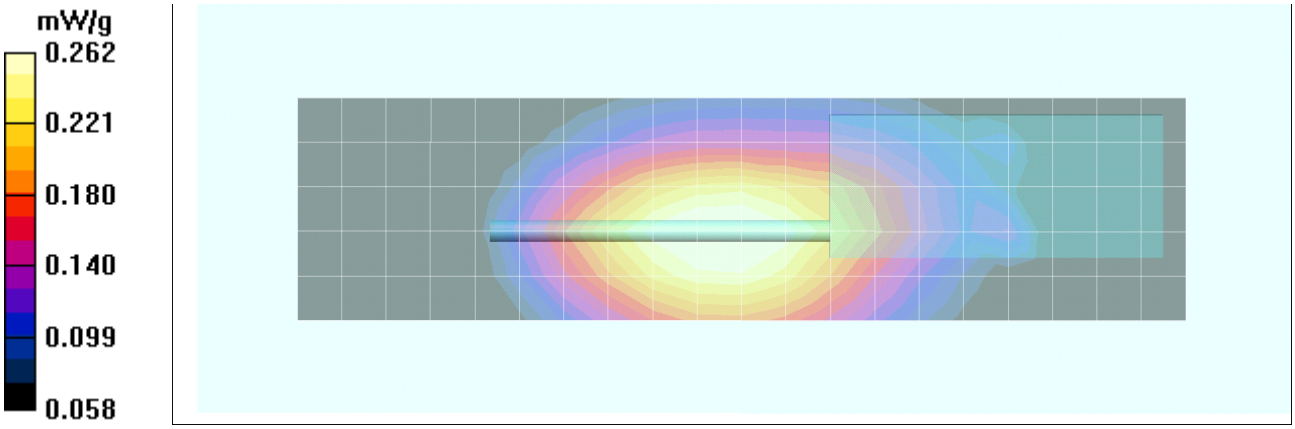

2011 Celltech Labs Inc. This document is not to be reproduced in whole or in part without the prior written permission of Celltech Labs Inc.

Body SAR Plot B56

Date Tested: 12/07/2011

DUT: Harris XG-25P (SCAN); Type: Portable VHF PTT Radio Transceiver; Serial: No.26

Ambient Temp: 22C; Fluid Temp: 22.4C; Barometric Pressure: 101.1 kPa; Humidity: 30%

Communication CW
Frequency: 173.4 MHz; Duty Cycle: 1:1
Medium: M150 Medium parameters used (interpolated): f = 173.4 MHz; σ = 0.81 mho/m; ε_r = 62.4; ρ = 1000 kg/m^3

- Probe: ET3DV6 - SN1590; ConvF(8.3, 8.3, 8.3); Calibrated: 22/06/2011
- Sensor-Surface: 4mm (Mechanical Surface Detection (Locations From Previous Scan Used))Sensor-Surface: 4mm (Mechanical Surface Detection)
- Electronics: DAE4 Sn353; Calibrated: 27/04/2010
- Phantom: Side Planar; Type: Plexiglas; Serial: 161
- Measurement SW: DASY4, V4.7 Build 44; Postprocessing SW: SEMCAD, V1.8 Build 171

Area Scan (6x21x1): Measurement grid: dx=20mm, dy=20mm
Info: Interpolated medium parameters used for SAR evaluation.
Maximum value of SAR (measured) = 1.44 mW/g
Zoom Scan (5x5x7)/Cube 0: Measurement grid: dx=7.5mm, dy=7.5mm, dz=5mm
Reference Value = 37.0 V/m; Power Drift = -1.82 dB
Peak SAR (extrapolated) = 2.00 W/kg
SAR(1 g) = 1.37 mW/g; SAR(10 g) = 1.03 mW/g
Info: Interpolated medium parameters used for SAR evaluation.
Maximum value of SAR (measured) = 1.40 mW/g

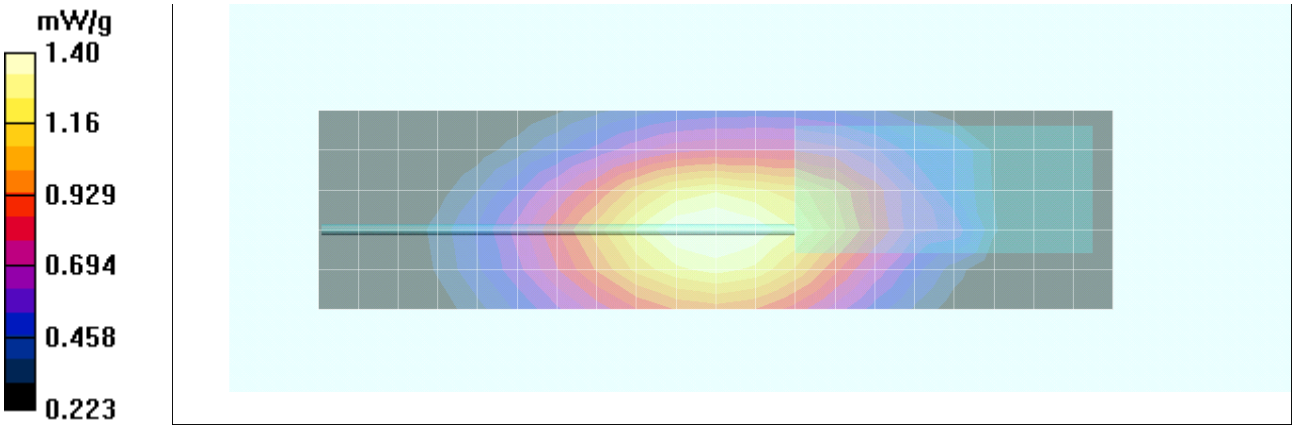

2011 Celltech Labs Inc. This document is not to be reproduced in whole or in part without the prior written permission of Celltech Labs Inc.

Z-axis Scan

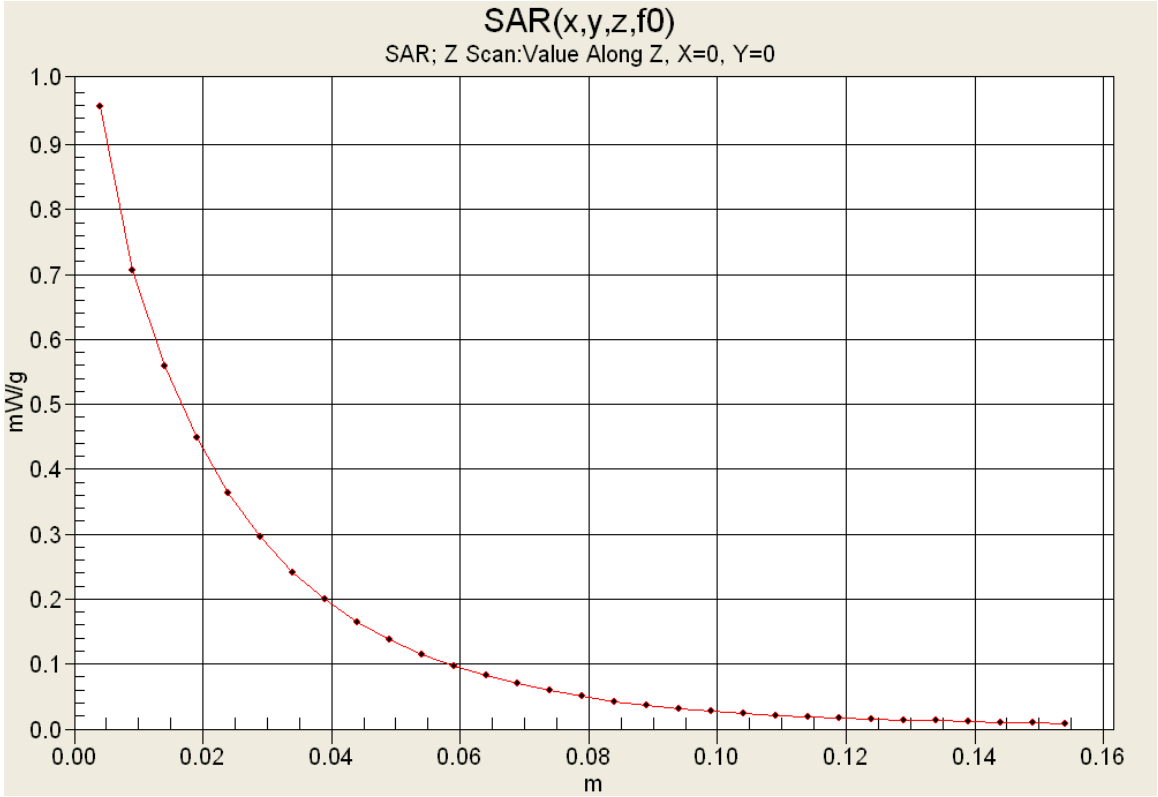

2011 Celltech Labs Inc. This document is not to be reproduced in whole or in part without the prior written permission of Celltech Labs Inc.

Body SAR Plot A1

Date Tested: 10/21/2011

DUT: Harris XG-25P (SYSTEM); Type: Portable VHF PTT Radio Transceiver; Serial: No.19

Ambient Temp: 22C; Fluid Temp: 21.4C; Barometric Pressure: 101.1 kPa; Humidity: 32%

Communication CW
Frequency: 150.8 MHz; Duty Cycle: 1:1
Medium: M150 Medium parameters used (interpolated): f = 150.8 MHz; σ = 0.762 mho/m; ε_r = 64; ρ = 1000 kg/m^3

- Probe: ET3DV6 - SN1590; ConvF(8.3, 8.3, 8.3); Calibrated: 22/06/2011
- Sensor-Surface: 4mm (Mechanical Surface Detection (Locations From Previous Scan Used))Sensor-Surface: 4mm (Mechanical Surface Detection)
- Electronics: DAE4 Sn353; Calibrated: 27/04/2010
- Phantom: Side Planar; Type: Plexiglas; Serial: 161
- Measurement SW: DASY4, V4.7 Build 44; Postprocessing SW: SEMCAD, V1.8 Build 171

Area Scan (6x21x1): Measurement grid: dx=20mm, dy=20mm
Info: Interpolated medium parameters used for SAR evaluation.
Maximum value of SAR (measured) = 7.81 mW/g
Zoom Scan (5x5x7)/Cube 0: Measurement grid: dx=7.5mm, dy=7.5mm, dz=5mm
Reference Value = 67.3 V/m; Power Drift = -0.095 dB
Peak SAR (extrapolated) = 34.6 W/kg
SAR(1 g) = 9.01 mW/g; SAR(10 g) = 4.22 mW/g
Info: Interpolated medium parameters used for SAR evaluation.
Maximum value of SAR (measured) = 9.09 mW/g

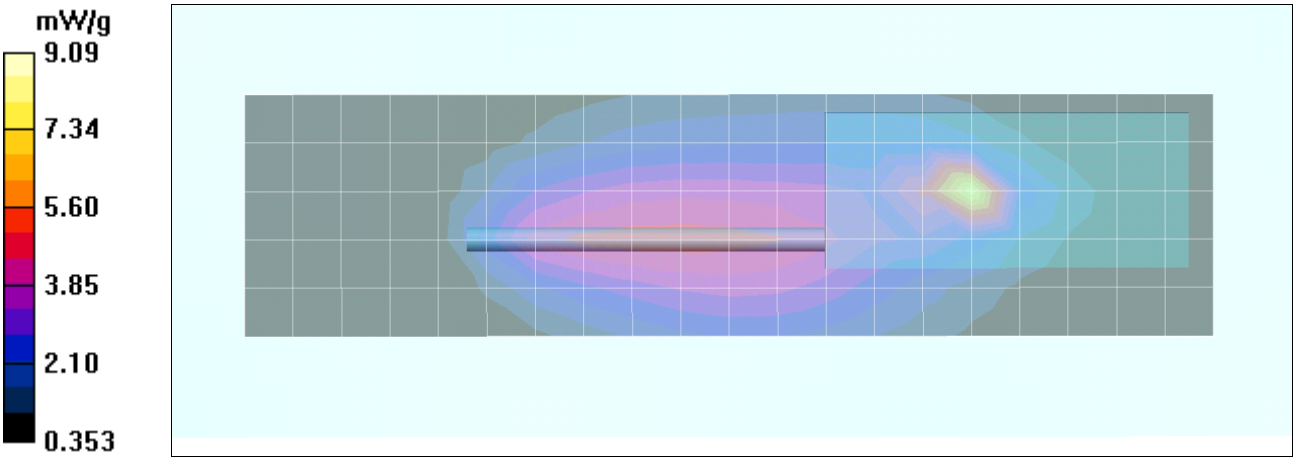

2011 Celltech Labs Inc. This document is not to be reproduced in whole or in part without the prior written permission of Celltech Labs Inc.

Body SAR Plot A2

Date Tested: 10/21/2011

DUT: Harris XG-25P (SYSTEM); Type: Portable VHF PTT Radio Transceiver; Serial: No.19

Ambient Temp: 22C; Fluid Temp: 21.4C; Barometric Pressure: 101.1 kPa; Humidity: 32%

Communication CW
Frequency: 150.8 MHz; Duty Cycle: 1:1
Medium: M150 Medium parameters used (interpolated): f = 150.8 MHz; σ = 0.762 mho/m; ε_r = 64; ρ = 1000 kg/m^3

- Probe: ET3DV6 - SN1590; ConvF(8.3, 8.3, 8.3); Calibrated: 22/06/2011
- Sensor-Surface: 4mm (Mechanical Surface Detection (Locations From Previous Scan Used))Sensor-Surface: 4mm (Mechanical Surface Detection)
- Electronics: DAE4 Sn353; Calibrated: 27/04/2010
- Phantom: Side Planar; Type: Plexiglas; Serial: 161
- Measurement SW: DASY4, V4.7 Build 44; Postprocessing SW: SEMCAD, V1.8 Build 171

Area Scan (6x21x1): Measurement grid: dx=20mm, dy=20mm
Info: Interpolated medium parameters used for SAR evaluation.
Maximum value of SAR (measured) = 9.03 mW/g
Zoom Scan (5x5x7)/Cube 0: Measurement grid: dx=7.5mm, dy=7.5mm, dz=5mm
Reference Value = 66.9 V/m; Power Drift = -0.084 dB
Peak SAR (extrapolated) = 31.6 W/kg
SAR(1 g) = 8.52 mW/g; SAR(10 g) = 4.1 mW/g
Info: Interpolated medium parameters used for SAR evaluation.
Maximum value of SAR (measured) = 8.42 mW/g

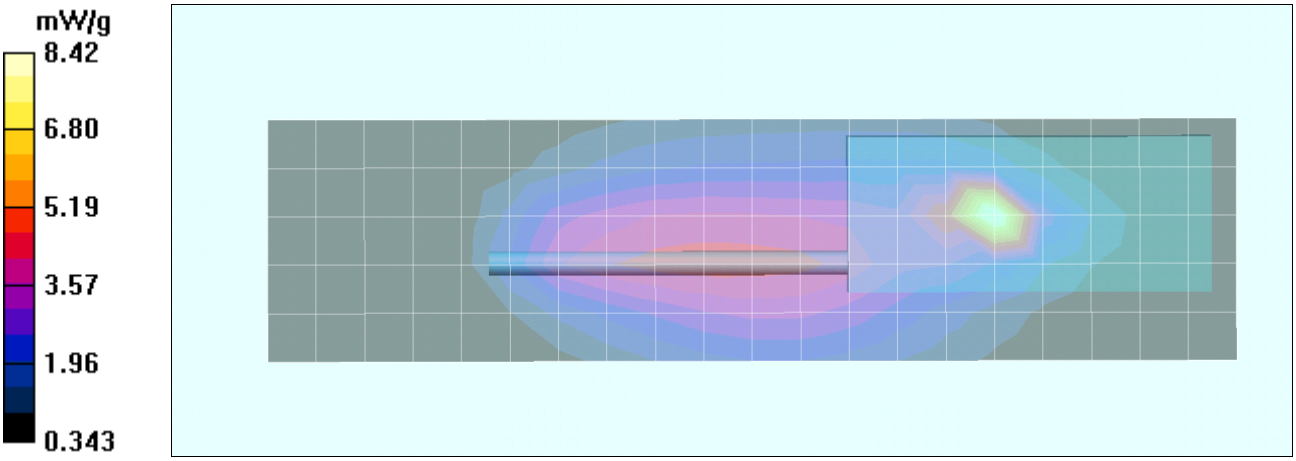

2011 Celltech Labs Inc. This document is not to be reproduced in whole or in part without the prior written permission of Celltech Labs Inc.

Body SAR Plot A3

Date Tested: 10/21/2011

DUT: Harris XG-25P (SYSTEM); Type: Portable VHF PTT Radio Transceiver; Serial: No.19

Ambient Temp: 22C; Fluid Temp: 21.4C; Barometric Pressure: 101.1 kPa; Humidity: 32%

Communication CW
Frequency: 150.8 MHz; Duty Cycle: 1:1
Medium: M150 Medium parameters used (interpolated): f = 150.8 MHz; σ = 0.762 mho/m; ε_r = 64; ρ = 1000 kg/m^3

- Probe: ET3DV6 - SN1590; ConvF(8.3, 8.3, 8.3); Calibrated: 22/06/2011
- Sensor-Surface: 4mm (Mechanical Surface Detection (Locations From Previous Scan Used))Sensor-Surface: 4mm (Mechanical Surface Detection)
- Electronics: DAE4 Sn353; Calibrated: 27/04/2010
- Phantom: Side Planar; Type: Plexiglas; Serial: 161
- Measurement SW: DASY4, V4.7 Build 44; Postprocessing SW: SEMCAD, V1.8 Build 171

Area Scan (6x21x1): Measurement grid: dx=20mm, dy=20mm
Info: Interpolated medium parameters used for SAR evaluation.
Maximum value of SAR (measured) = 10.2 mW/g
Zoom Scan (5x5x7)/Cube 0: Measurement grid: dx=7.5mm, dy=7.5mm, dz=5mm
Reference Value = 68.4 V/m; Power Drift = -0.151 dB
Peak SAR (extrapolated) = 36.5 W/kg
SAR(1 g) = 9.44 mW/g; SAR(10 g) = 4.42 mW/g
Info: Interpolated medium parameters used for SAR evaluation.
Maximum value of SAR (measured) = 9.35 mW/g

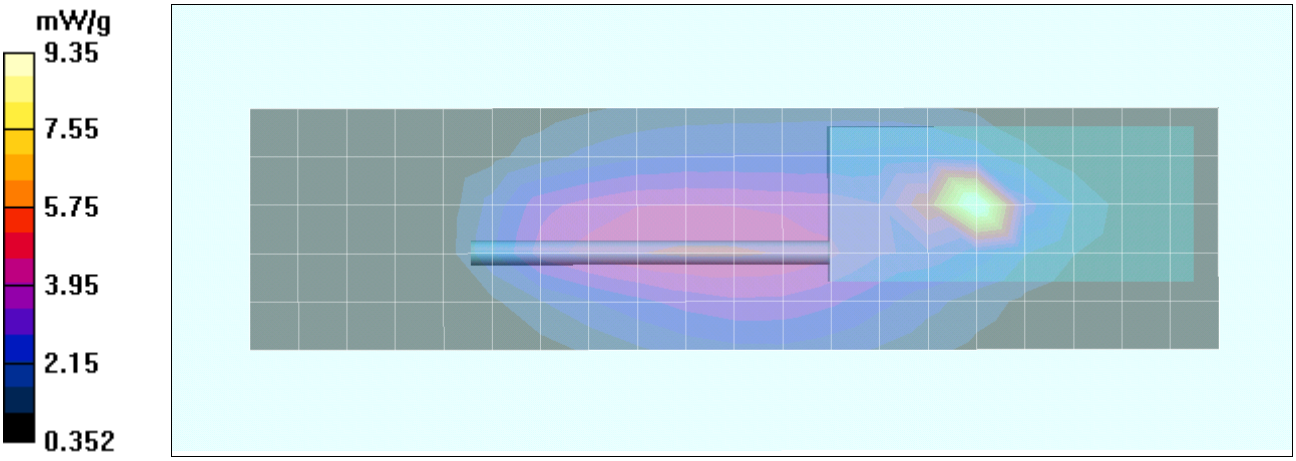

2011 Celltech Labs Inc. This document is not to be reproduced in whole or in part without the prior written permission of Celltech Labs Inc.

Z-axis Scan

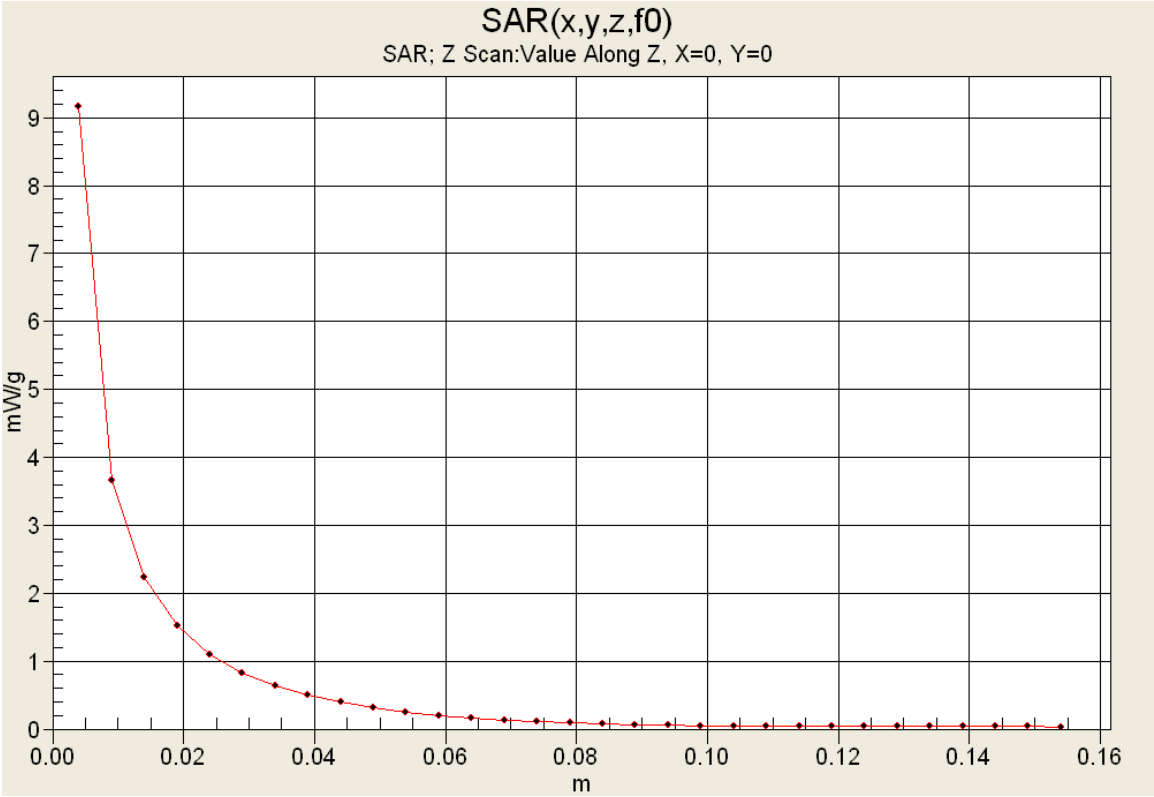

2011 Celltech Labs Inc. This document is not to be reproduced in whole or in part without the prior written permission of Celltech Labs Inc.

Body SAR Plot A4

Date Tested: 10/21/2011

DUT: Harris XG-25P (SYSTEM); Type: Portable VHF PTT Radio Transceiver; Serial: No.19

Ambient Temp: 22C; Fluid Temp: 21.4C; Barometric Pressure: 101.1 kPa; Humidity: 32%

Communication CW
Frequency: 150.8 MHz; Duty Cycle: 1:1
Medium: M150 Medium parameters used (interpolated): f = 150.8 MHz; σ = 0.762 mho/m; ε_r = 64; ρ = 1000 kg/m^3

- Probe: ET3DV6 - SN1590; ConvF(8.3, 8.3, 8.3); Calibrated: 22/06/2011
- Sensor-Surface: 4mm (Mechanical Surface Detection (Locations From Previous Scan Used))Sensor-Surface: 4mm (Mechanical Surface Detection)
- Electronics: DAE4 Sn353; Calibrated: 27/04/2010
- Phantom: Side Planar; Type: Plexiglas; Serial: 161
- Measurement SW: DASY4, V4.7 Build 44; Postprocessing SW: SEMCAD, V1.8 Build 171

Area Scan (6x21x1): Measurement grid: dx=20mm, dy=20mm
Info: Interpolated medium parameters used for SAR evaluation.
Maximum value of SAR (measured) = 11.1 mW/g
Zoom Scan (5x5x7)/Cube 0: Measurement grid: dx=7.5mm, dy=7.5mm, dz=5mm
Reference Value = 65.1 V/m; Power Drift = -0.148 dB
Peak SAR (extrapolated) = 38.0 W/kg
SAR(1 g) = 9.3 mW/g; SAR(10 g) = 4.33 mW/g
Info: Interpolated medium parameters used for SAR evaluation.
Maximum value of SAR (measured) = 8.60 mW/g

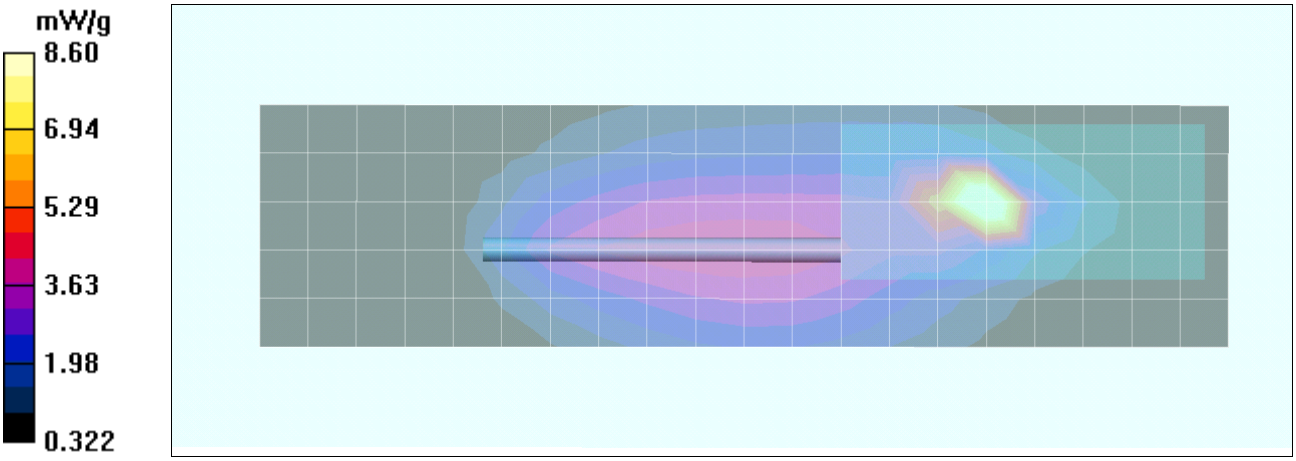

2011 Celltech Labs Inc. This document is not to be reproduced in whole or in part without the prior written permission of Celltech Labs Inc.

Body SAR Plot A5

Date Tested: 10/21/2011

DUT: Harris XG-25P (SYSTEM); Type: Portable VHF PTT Radio Transceiver; Serial: No.19

Ambient Temp: 22C; Fluid Temp: 21.4C; Barometric Pressure: 101.1 kPa; Humidity: 32%

Communication CW
Frequency: 150.8 MHz; Duty Cycle: 1:1
Medium: M150 Medium parameters used (interpolated): f = 150.8 MHz; σ = 0.762 mho/m; ε_r = 64; ρ = 1000 kg/m^3

- Probe: ET3DV6 - SN1590; ConvF(8.3, 8.3, 8.3); Calibrated: 22/06/2011
- Sensor-Surface: 4mm (Mechanical Surface Detection (Locations From Previous Scan Used))Sensor-Surface: 4mm (Mechanical Surface Detection)
- Electronics: DAE4 Sn353; Calibrated: 27/04/2010
- Phantom: Side Planar; Type: Plexiglas; Serial: 161
- Measurement SW: DASY4, V4.7 Build 44; Postprocessing SW: SEMCAD, V1.8 Build 171

Area Scan (6x21x1): Measurement grid: dx=20mm, dy=20mm
Info: Interpolated medium parameters used for SAR evaluation.
Maximum value of SAR (measured) = 8.75 mW/g
Zoom Scan (5x5x7)/Cube 0: Measurement grid: dx=7.5mm, dy=7.5mm, dz=5mm
Reference Value = 65.7 V/m; Power Drift = -0.123 dB
Peak SAR (extrapolated) = 33.2 W/kg
SAR(1 g) = 8.15 mW/g; SAR(10 g) = 3.86 mW/g
Info: Interpolated medium parameters used for SAR evaluation.
Maximum value of SAR (measured) = 7.69 mW/g

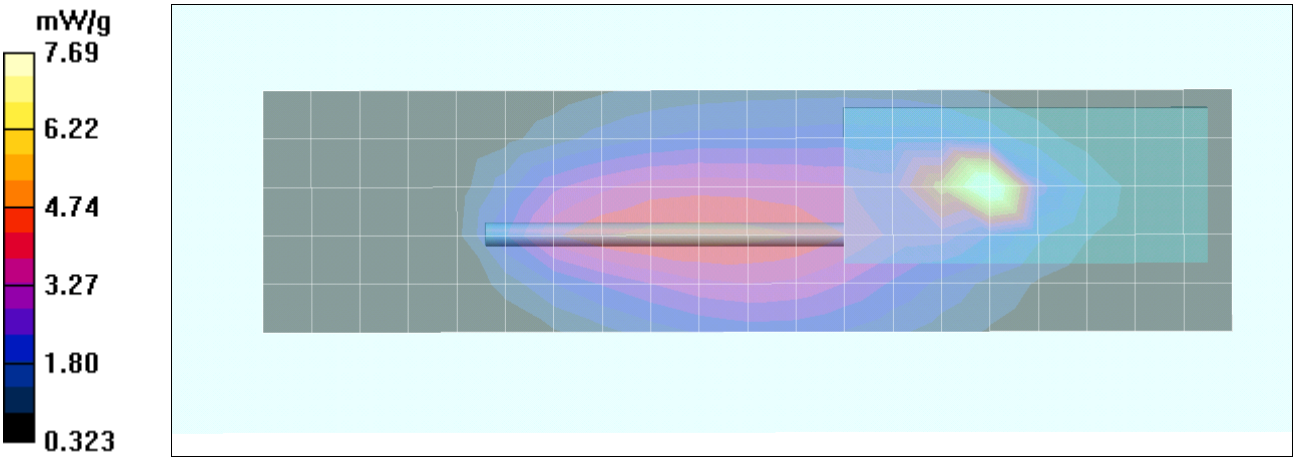

2011 Celltech Labs Inc. This document is not to be reproduced in whole or in part without the prior written permission of Celltech Labs Inc.

Body SAR Plot A6

Date Tested: 10/21/2011

DUT: Harris XG-25P (SYSTEM); Type: Portable VHF PTT Radio Transceiver; Serial: No.19

Ambient Temp: 22C; Fluid Temp: 21.4C; Barometric Pressure: 101.1 kPa; Humidity: 32%

Communication CW
Frequency: 150.8 MHz; Duty Cycle: 1:1
Medium: M150 Medium parameters used (interpolated): f = 150.8 MHz; σ = 0.762 mho/m; ε_r = 64; ρ = 1000 kg/m^3

- Probe: ET3DV6 - SN1590; ConvF(8.3, 8.3, 8.3); Calibrated: 22/06/2011
- Sensor-Surface: 4mm (Mechanical Surface Detection (Locations From Previous Scan Used))Sensor-Surface: 4mm (Mechanical Surface Detection)
- Electronics: DAE4 Sn353; Calibrated: 27/04/2010
- Phantom: Side Planar; Type: Plexiglas; Serial: 161
- Measurement SW: DASY4, V4.7 Build 44; Postprocessing SW: SEMCAD, V1.8 Build 171

Area Scan (6x21x1): Measurement grid: dx=20mm, dy=20mm
Info: Interpolated medium parameters used for SAR evaluation.
Maximum value of SAR (measured) = 9.25 mW/g
Zoom Scan (5x5x7)/Cube 0: Measurement grid: dx=7.5mm, dy=7.5mm, dz=5mm
Reference Value = 62.2 V/m; Power Drift = -0.101 dB
Peak SAR (extrapolated) = 30.2 W/kg
SAR(1 g) = 7.48 mW/g; SAR(10 g) = 3.52 mW/g
Info: Interpolated medium parameters used for SAR evaluation.
Maximum value of SAR (measured) = 7.06 mW/g

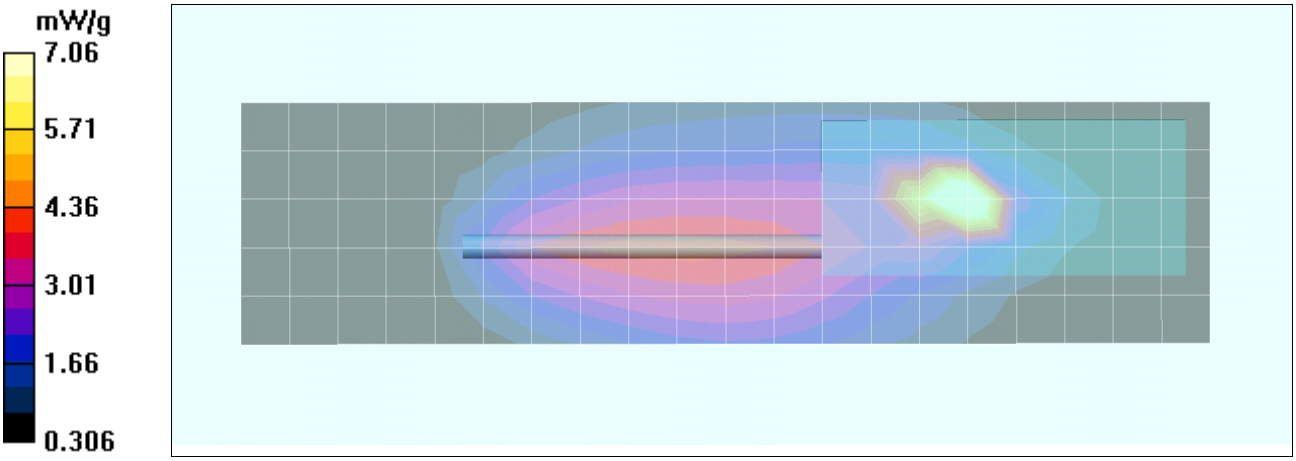

2011 Celltech Labs Inc. This document is not to be reproduced in whole or in part without the prior written permission of Celltech Labs Inc.

Body SAR Plot A7

Date Tested: 10/21/2011

DUT: Harris XG-25P (SYSTEM); Type: Portable VHF PTT Radio Transceiver; Serial: No.19

Ambient Temp: 22C; Fluid Temp: 21.4C; Barometric Pressure: 101.1 kPa; Humidity: 32%

Communication CW
Frequency: 150.8 MHz; Duty Cycle: 1:1
Medium: M150 Medium parameters used (interpolated): f = 150.8 MHz; σ = 0.762 mho/m; ε_r = 64; ρ = 1000 kg/m^3

- Probe: ET3DV6 - SN1590; ConvF(8.3, 8.3, 8.3); Calibrated: 22/06/2011
- Sensor-Surface: 4mm (Mechanical Surface Detection (Locations From Previous Scan Used))Sensor-Surface: 4mm (Mechanical Surface Detection)
- Electronics: DAE4 Sn353; Calibrated: 27/04/2010
- Phantom: Side Planar; Type: Plexiglas; Serial: 161
- Measurement SW: DASY4, V4.7 Build 44; Postprocessing SW: SEMCAD, V1.8 Build 171

Area Scan (6x21x1): Measurement grid: dx=20mm, dy=20mm
Info: Interpolated medium parameters used for SAR evaluation.
Maximum value of SAR (measured) = 9.80 mW/g
Zoom Scan (5x5x7)/Cube 0: Measurement grid: dx=7.5mm, dy=7.5mm, dz=5mm
Reference Value = 65.9 V/m; Power Drift = -0.117 dB
Peak SAR (extrapolated) = 30.9 W/kg
SAR(1 g) = 8.07 mW/g; SAR(10 g) = 3.89 mW/g
Info: Interpolated medium parameters used for SAR evaluation.
Maximum value of SAR (measured) = 7.60 mW/g

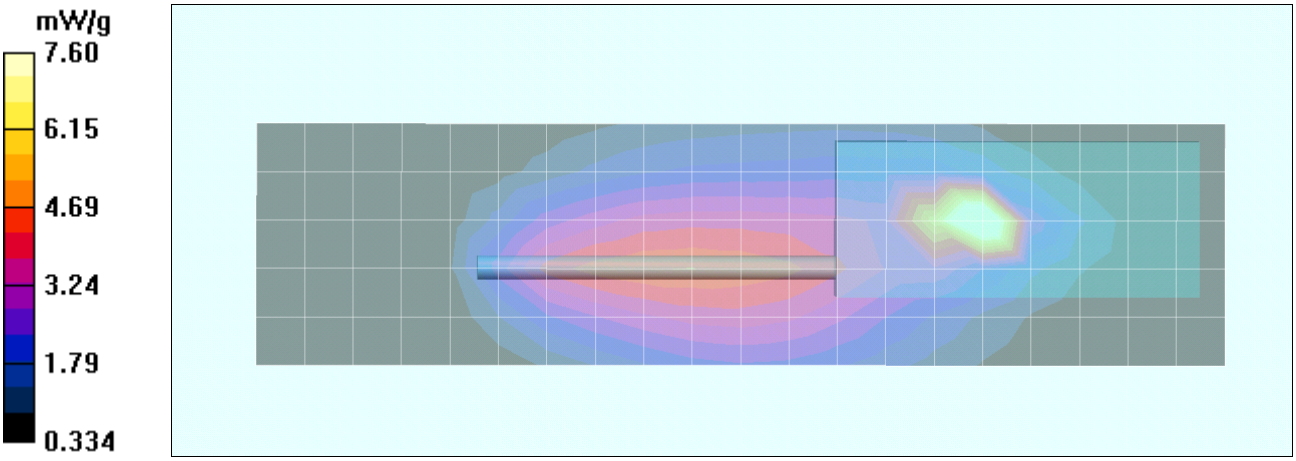

2011 Celltech Labs Inc. This document is not to be reproduced in whole or in part without the prior written permission of Celltech Labs Inc.

Body SAR Plot A8

Date Tested: 10/21/2011

DUT: Harris XG-25P (SYSTEM); Type: Portable VHF PTT Radio Transceiver; Serial: No.19

Ambient Temp: 22C; Fluid Temp: 21.4C; Barometric Pressure: 101.1 kPa; Humidity: 32%

Communication CW
Frequency: 150.8 MHz; Duty Cycle: 1:1
Medium: M150 Medium parameters used (interpolated): f = 150.8 MHz; σ = 0.762 mho/m; ε_r = 64; ρ = 1000 kg/m^3

- Probe: ET3DV6 - SN1590; ConvF(8.3, 8.3, 8.3); Calibrated: 22/06/2011
- Sensor-Surface: 4mm (Mechanical Surface Detection (Locations From Previous Scan Used))Sensor-Surface: 4mm (Mechanical Surface Detection)
- Electronics: DAE4 Sn353; Calibrated: 27/04/2010
- Phantom: Side Planar; Type: Plexiglas; Serial: 161
- Measurement SW: DASY4, V4.7 Build 44; Postprocessing SW: SEMCAD, V1.8 Build 171

Area Scan (6x21x1): Measurement grid: dx=20mm, dy=20mm
Info: Interpolated medium parameters used for SAR evaluation.
Maximum value of SAR (measured) = 12.0 mW/g
Zoom Scan (5x5x7)/Cube 0: Measurement grid: dx=7.5mm, dy=7.5mm, dz=5mm
Reference Value = 61.4 V/m; Power Drift = -0.155 dB
Peak SAR (extrapolated) = 31.6 W/kg
SAR(1 g) = 7.58 mW/g; SAR(10 g) = 3.57 mW/g
Info: Interpolated medium parameters used for SAR evaluation.
Maximum value of SAR (measured) = 7.57 mW/g

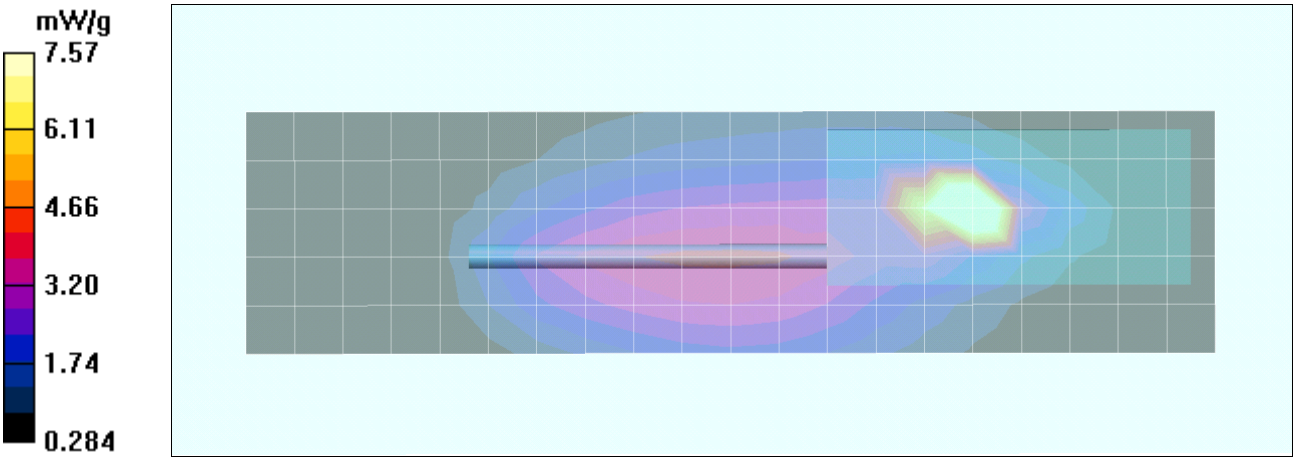

2011 Celltech Labs Inc. This document is not to be reproduced in whole or in part without the prior written permission of Celltech Labs Inc.

Body SAR Plot A9

Date Tested: 10/21/2011

DUT: Harris XG-25P (SYSTEM); Type: Portable VHF PTT Radio Transceiver; Serial: No.19

Ambient Temp: 22C; Fluid Temp: 21.4C; Barometric Pressure: 101.1 kPa; Humidity: 32%

Communication CW
Frequency: 150.8 MHz; Duty Cycle: 1:1
Medium: M150 Medium parameters used (interpolated): f = 150.8 MHz; σ = 0.762 mho/m; ε_r = 64; ρ = 1000 kg/m^3

- Probe: ET3DV6 - SN1590; ConvF(8.3, 8.3, 8.3); Calibrated: 22/06/2011
- Sensor-Surface: 4mm (Mechanical Surface Detection (Locations From Previous Scan Used))Sensor-Surface: 4mm (Mechanical Surface Detection)
- Electronics: DAE4 Sn353; Calibrated: 27/04/2010
- Phantom: Side Planar; Type: Plexiglas; Serial: 161
- Measurement SW: DASY4, V4.7 Build 44; Postprocessing SW: SEMCAD, V1.8 Build 171

Area Scan (6x21x1): Measurement grid: dx=20mm, dy=20mm
Info: Interpolated medium parameters used for SAR evaluation.
Maximum value of SAR (measured) = 10.4 mW/g
Zoom Scan (5x5x7)/Cube 0: Measurement grid: dx=7.5mm, dy=7.5mm, dz=5mm
Reference Value = 66.0 V/m; Power Drift = -0.118 dB
Peak SAR (extrapolated) = 37.0 W/kg
SAR(1 g) = 8.82 mW/g; SAR(10 g) = 4.1 mW/g
Info: Interpolated medium parameters used for SAR evaluation.
Maximum value of SAR (measured) = 8.38 mW/g

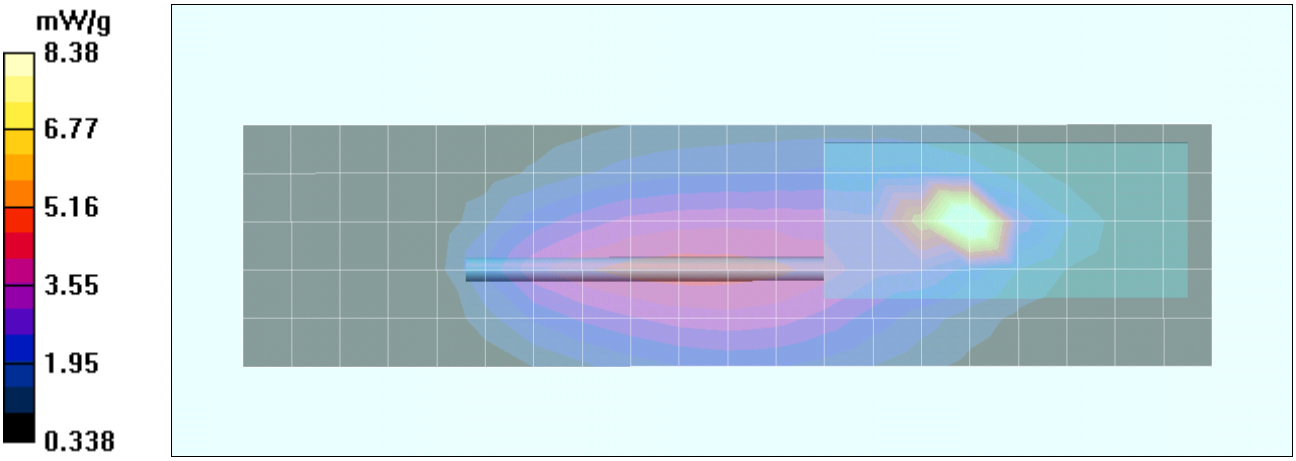

2011 Celltech Labs Inc. This document is not to be reproduced in whole or in part without the prior written permission of Celltech Labs Inc.

Body SAR Plot A10

Date Tested: 10/21/2011

DUT: Harris XG-25P (SYSTEM); Type: Portable VHF PTT Radio Transceiver; Serial: No.19

Ambient Temp: 22C; Fluid Temp: 21.4C; Barometric Pressure: 101.1 kPa; Humidity: 32%

Communication CW
Frequency: 150.8 MHz; Duty Cycle: 1:1
Medium: M150 Medium parameters used (interpolated): f = 150.8 MHz; σ = 0.762 mho/m; ε_r = 64; ρ = 1000 kg/m^3

- Probe: ET3DV6 - SN1590; ConvF(8.3, 8.3, 8.3); Calibrated: 22/06/2011
- Sensor-Surface: 4mm (Mechanical Surface Detection (Locations From Previous Scan Used))Sensor-Surface: 4mm (Mechanical Surface Detection)
- Electronics: DAE4 Sn353; Calibrated: 27/04/2010
- Phantom: Side Planar; Type: Plexiglas; Serial: 161
- Measurement SW: DASY4, V4.7 Build 44; Postprocessing SW: SEMCAD, V1.8 Build 171

Area Scan (6x21x1): Measurement grid: dx=20mm, dy=20mm
Info: Interpolated medium parameters used for SAR evaluation.
Maximum value of SAR (measured) = 10.6 mW/g
Zoom Scan (5x5x7)/Cube 0: Measurement grid: dx=7.5mm, dy=7.5mm, dz=5mm
Reference Value = 65.3 V/m; Power Drift = -0.244 dB
Peak SAR (extrapolated) = 34.9 W/kg
SAR(1 g) = 8.5 mW/g; SAR(10 g) = 3.97 mW/g
Info: Interpolated medium parameters used for SAR evaluation.
Maximum value of SAR (measured) = 7.91 mW/g

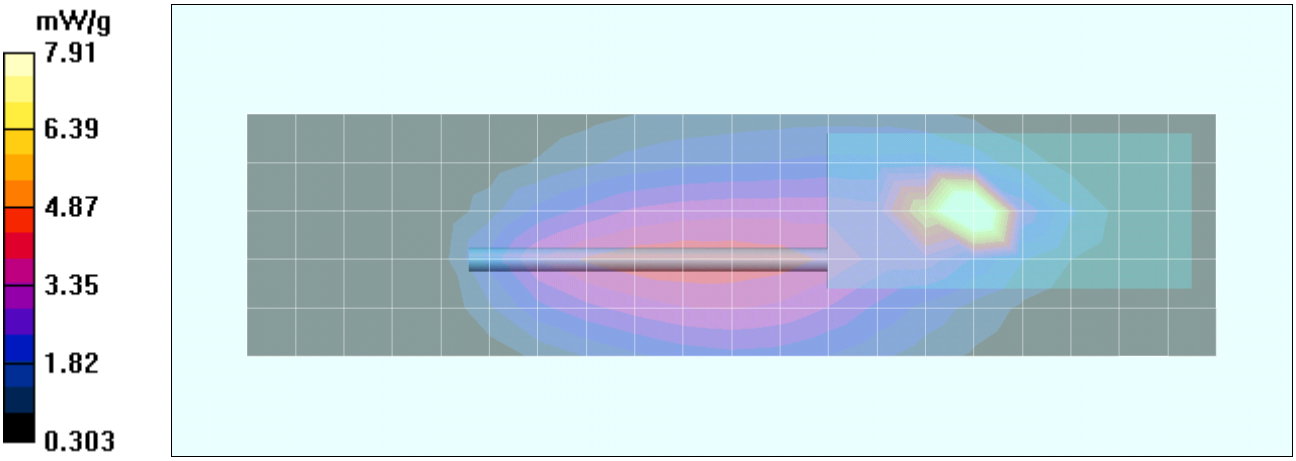

2011 Celltech Labs Inc. This document is not to be reproduced in whole or in part without the prior written permission of Celltech Labs Inc.

Body SAR Plot A11

Date Tested: 10/21/2011

DUT: Harris XG-25P (SYSTEM); Type: Portable VHF PTT Radio Transceiver; Serial: No.19

Ambient Temp: 22C; Fluid Temp: 21.4C; Barometric Pressure: 101.1 kPa; Humidity: 32%

Communication CW
Frequency: 150.8 MHz; Duty Cycle: 1:1
Medium: M150 Medium parameters used (interpolated): f = 150.8 MHz; σ = 0.762 mho/m; ε_r = 64; ρ = 1000 kg/m^3

- Probe: ET3DV6 - SN1590; ConvF(8.3, 8.3, 8.3); Calibrated: 22/06/2011
- Sensor-Surface: 4mm (Mechanical Surface Detection (Locations From Previous Scan Used))Sensor-Surface: 4mm (Mechanical Surface Detection)
- Electronics: DAE4 Sn353; Calibrated: 27/04/2010
- Phantom: Side Planar; Type: Plexiglas; Serial: 161
- Measurement SW: DASY4, V4.7 Build 44; Postprocessing SW: SEMCAD, V1.8 Build 171

Area Scan (6x21x1): Measurement grid: dx=20mm, dy=20mm
Info: Interpolated medium parameters used for SAR evaluation.
Maximum value of SAR (measured) = 12.8 mW/g
Zoom Scan (5x5x7)/Cube 0: Measurement grid: dx=7.5mm, dy=7.5mm, dz=5mm
Reference Value = 63.4 V/m; Power Drift = -0.156 dB
Peak SAR (extrapolated) = 37.1 W/kg
SAR(1 g) = 9.26 mW/g; SAR(10 g) = 4.22 mW/g
Info: Interpolated medium parameters used for SAR evaluation.
Maximum value of SAR (measured) = 9.17 mW/g

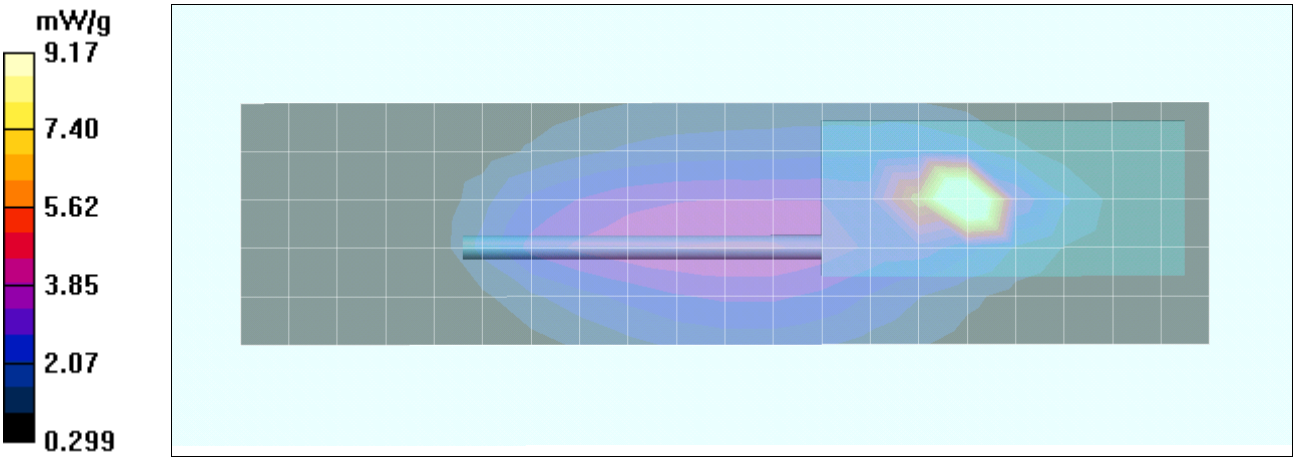

2011 Celltech Labs Inc. This document is not to be reproduced in whole or in part without the prior written permission of Celltech Labs Inc.

APPENDIX B - SYSTEM PERFORMANCE CHECK PLOTS

2011 Celltech Labs Inc. This document is not to be reproduced in whole or in part without the prior written permission of Celltech Labs Inc.

Date Tested: 10/17/2011

System Performance Check - 300 MHz Dipole - Head

DUT: Dipole 300 MHz; Type: D300V3; Serial: 1009; Calibrated: 01/18/2010

Ambient Temp: 22C; Fluid Temp: 21.5C; Barometric Pressure: 101.1 kPa; Humidity: 32%

Communication System: CW
Frequency: 300 MHz; Duty Cycle: 1:1
Medium: 300 HSL Medium parameters used: f = 300 MHz; σ = 0.84 mho/m; ε_r = 45.9; ρ = 1000 kg/m^3

- Probe: ET3DV6 - SN1590; ConvF(8, 8, 8); Calibrated: 22/06/2011
- Sensor-Surface: 5mm (Mechanical Surface Detection)
- Electronics: DAE4 Sn353; Calibrated: 27/04/2010
- Phantom: Barski Industries; Type: Fiberglas Planar; Serial: 03-01
- Measurement SW: DASY4, V4.7 Build 44; Postprocessing SW: SEMCAD, V1.8 Build 171

Head d=15mm, Pin = 398mW/Area Scan (6x11x1): Measurement grid: dx=15mm, dy=15mm
Maximum value of SAR (measured) = 1.13 mW/g
Head d=15mm, Pin = 398mW/Zoom Scan (7x7x7)/Cube 0: Measurement grid: dx=5mm, dy=5mm, dz=5mm
Reference Value = 35.6 V/m; Power Drift = -0.030 dB
Peak SAR (extrapolated) = 1.86 W/kg
SAR(1 g) = 1.17 mW/g; SAR(10 g) = 0.772 mW/g
Maximum value of SAR (measured) = 1.12 mW/g

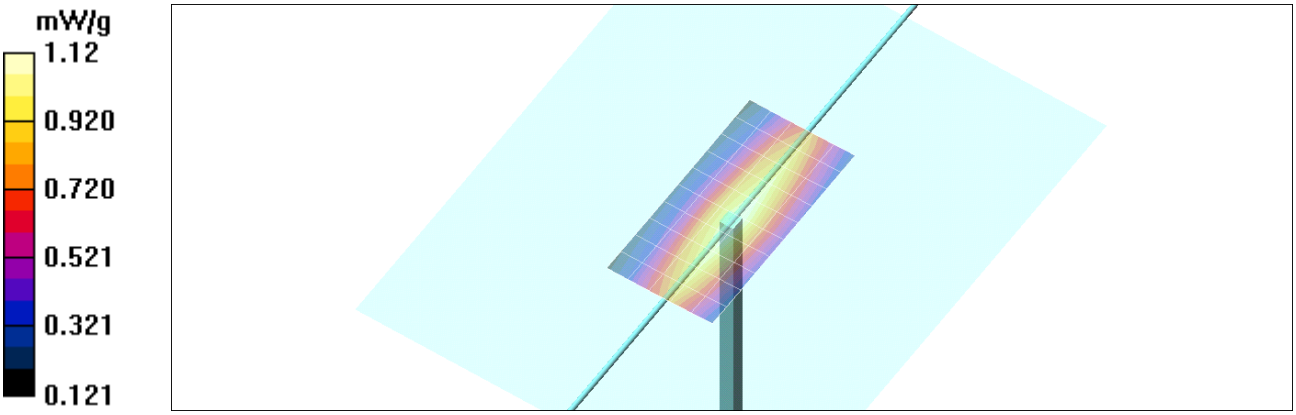

2011 Celltech Labs Inc. This document is not to be reproduced in whole or in part without the prior written permission of Celltech Labs Inc.

Z-Axis Scan

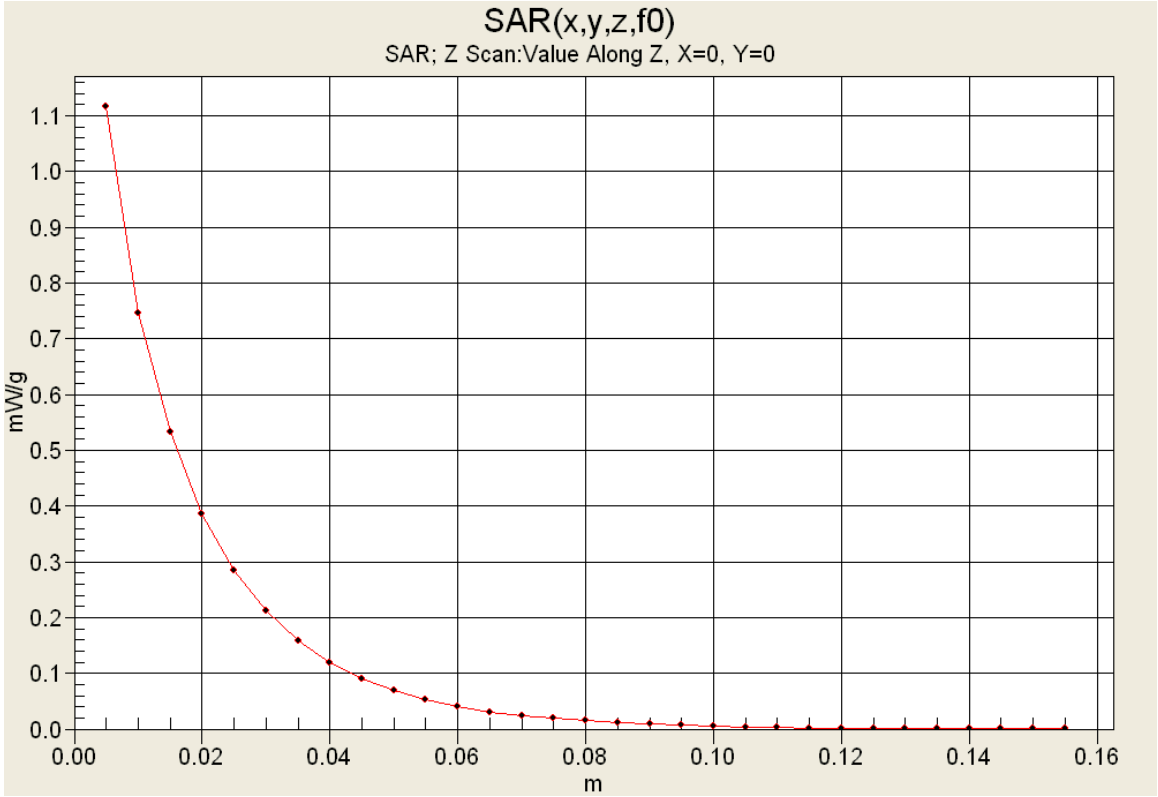

2011 Celltech Labs Inc. This document is not to be reproduced in whole or in part without the prior written permission of Celltech Labs Inc.

Date Tested: 10/20/2011

System Performance Check - 300 MHz Dipole - Head

DUT: Dipole 300 MHz; Type: D300V3; Serial: 1009; Calibrated: 01/18/2010

Ambient Temp: 22C; Fluid Temp: 22.0C; Barometric Pressure: 101.1 kPa; Humidity: 32%

Communication System: CW
Frequency: 300 MHz; Duty Cycle: 1:1
Medium: 300 HSL Medium parameters used: f = 300 MHz; σ = 0.88 mho/m; ε_r = 46.3; ρ = 1000 kg/m^3

- Probe: ET3DV6 - SN1590; ConvF(8, 8, 8); Calibrated: 22/06/2011
- Sensor-Surface: 5mm (Mechanical Surface Detection)
- Electronics: DAE4 Sn353; Calibrated: 27/04/2010
- Phantom: Barski Industries; Type: Fiberglas Planar; Serial: 03-01
- Measurement SW: DASY4, V4.7 Build 44; Postprocessing SW: SEMCAD, V1.8 Build 171

Head d=15mm, Pin = 398mW/Area Scan (6x11x1): Measurement grid: dx=15mm, dy=15mm
Maximum value of SAR (measured) = 1.14 mW/g
Head d=15mm, Pin = 398mW/Zoom Scan (7x7x7)/Cube 0: Measurement grid: dx=5mm, dy=5mm, dz=5mm
Reference Value = 35.8 V/m; Power Drift = 0.005 dB
Peak SAR (extrapolated) = 1.93 W/kg
SAR(1 g) = 1.2 mW/g; SAR(10 g) = 0.788 mW/g
Maximum value of SAR (measured) = 1.15 mW/g

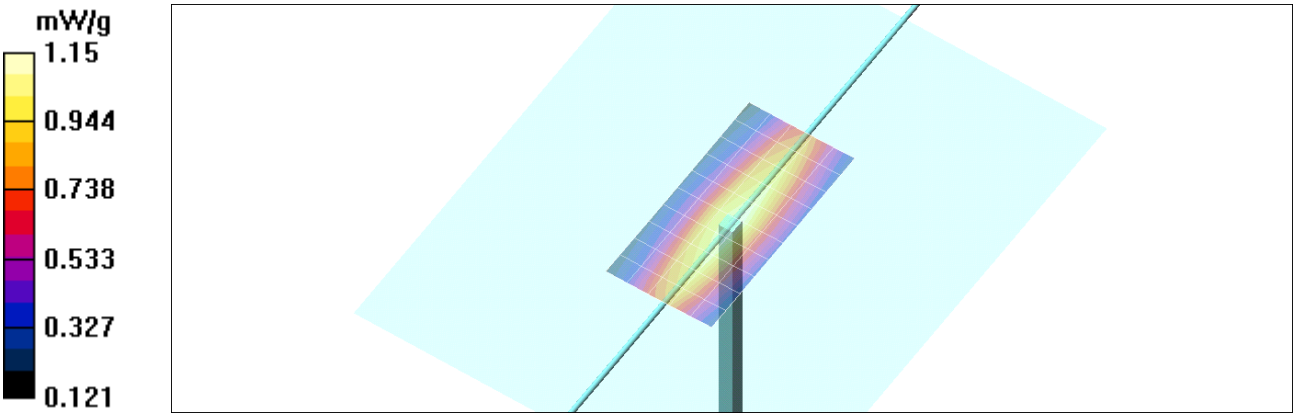

2011 Celltech Labs Inc. This document is not to be reproduced in whole or in part without the prior written permission of Celltech Labs Inc.

Z-axis Scan

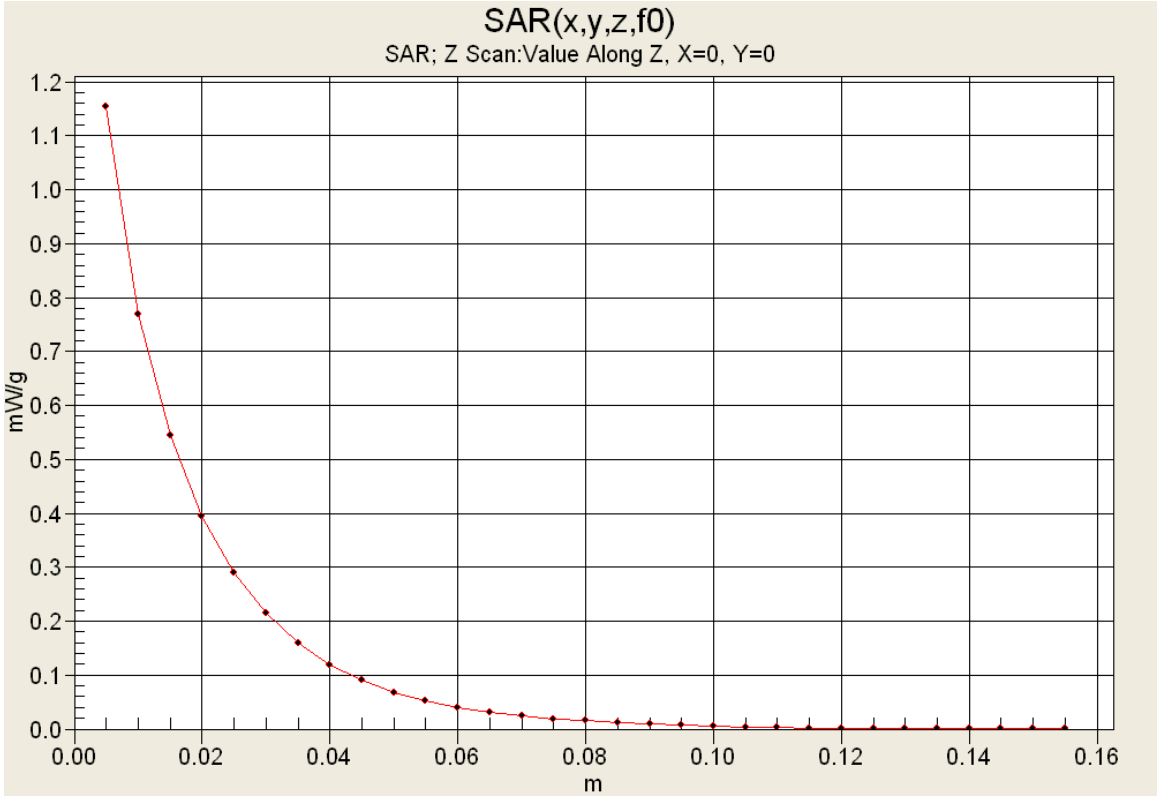

2011 Celltech Labs Inc. This document is not to be reproduced in whole or in part without the prior written permission of Celltech Labs Inc.

Date Tested: 12/07/2011

System Performance Check - 300 MHz Dipole - Head

DUT: Dipole 300 MHz; Type: D300V3; Serial: 1009; Calibrated: 18/01/2010

Ambient Temp: 22C; Fluid Temp: 20.2C; Barometric Pressure: 101.1 kPa; Humidity: 30%

Communication System: CW
Frequency: 300 MHz; Duty Cycle: 1:1
Medium: 300 HSL Medium parameters used: f = 300 MHz; σ = 0.86 mho/m; ε_r = 45.9; ρ = 1000 kg/m^3

- Probe: ET3DV6 - SN1590; ConvF(8, 8, 8); Calibrated: 22/06/2011
- Sensor-Surface: 5mm (Mechanical Surface Detection)
- Electronics: DAE4 Sn353; Calibrated: 27/04/2010
- Phantom: Barski Industries; Type: Fiberglas Planar; Serial: 03-01
- Measurement SW: DASY4, V4.7 Build 44; Postprocessing SW: SEMCAD, V1.8 Build 171

Head d=15mm, Pin = 398mW/Area Scan (6x11x1): Measurement grid: dx=15mm, dy=15mm
Maximum value of SAR (measured) = 1.14 mW/g
Head d=15mm, Pin = 398mW/Zoom Scan (7x7x7)/Cube 0: Measurement grid: dx=5mm, dy=5mm, dz=5mm
Reference Value = 36.5 V/m; Power Drift = -0.050 dB
Peak SAR (extrapolated) = 1.90 W/kg
SAR(1 g) = 1.2 mW/g; SAR(10 g) = 0.804 mW/g
Maximum value of SAR (measured) = 1.16 mW/g

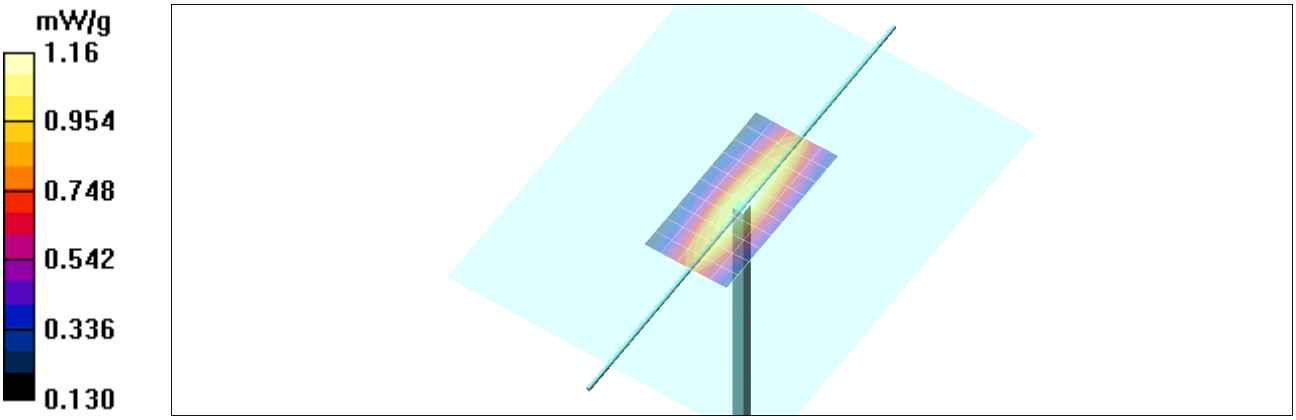

2011 Celltech Labs Inc. This document is not to be reproduced in whole or in part without the prior written permission of Celltech Labs Inc.

Z-axis Scan

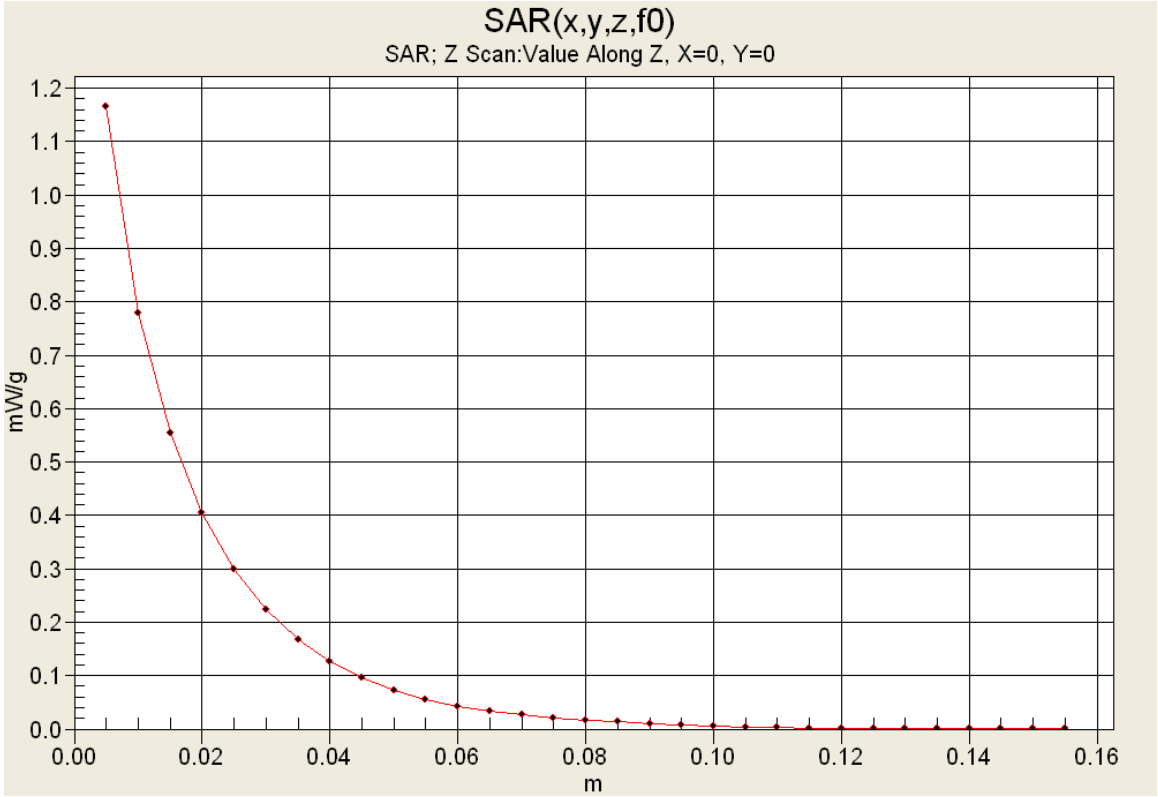

2011 Celltech Labs Inc. This document is not to be reproduced in whole or in part without the prior written permission of Celltech Labs Inc.

APPENDIX C - MEASURED FLUID DIELECTRIC PARAMETERS

300 MHz Head

****

Celltech Labs
Test Result for UIM Dielectric Parameter
17/Oct/2011
Frequency (GHz)
FCC_eH FCC OET 65 Supplement C (June 2001) Limits for Head Epsilon
FCC_sH FCC OET 65 Supplement C (June 2001) Limits for Head Sigma
Test_e Epsilon of UIM
Test_s Sigma of UIM

****

Freq	FCC_eH	FCC_sH	Test_e	Test_s
0.2000	49.97	0.80	51.25	0.75
0.2100	49.50	0.80	50.19	0.75
0.2200	49.03	0.81	49.44	0.76
0.2300	48.57	0.82	48.49	0.77
0.2400	48.10	0.83	48.47	0.78
0.2500	47.63	0.83	47.97	0.79
0.2600	47.17	0.84	47.42	0.80
0.2700	46.70	0.85	47.72	0.80
0.2800	46.23	0.86	47.15	0.81
0.2900	45.77	0.86	46.47	0.82
0.3000	45.30	0.87	45.94	0.84
0.3100	45.18	0.87	45.27	0.83
0.3200	45.06	0.87	45.04	0.86
0.3300	44.94	0.87	45.11	0.86
0.3400	44.82	0.87	44.41	0.87
0.3500	44.70	0.87	42.90	0.87
0.3600	44.58	0.87	43.50	0.89
0.3700	44.46	0.87	43.19	0.88
0.3800	44.34	0.87	43.18	0.90
0.3900	44.22	0.87	42.56	0.91
0.4000	44.10	0.87	42.82	0.90

2011 Celltech Labs Inc. This document is not to be reproduced in whole or in part without the prior written permission of Celltech Labs Inc.

150 MHz Head

****

Celltech Labs
Test Result for UIM Dielectric Parameter
18/Oct/2011
Frequency (GHz)
FCC_eH FCC OET 65 Supplement C (June 2001) Limits for Head Epsilon
FCC_sH FCC OET 65 Supplement C (June 2001) Limits for Head Sigma
Test_e Epsilon of UIM
Test_s Sigma of UIM

****

Freq	FCC_eH	FCC_sH	Test_e	Test_s
0.0500	56.97	0.69	91.06	0.63
0.0600	56.50	0.69	69.65	0.66
0.0700	56.03	0.70	74.44	0.70
0.0800	55.57	0.71	74.58	0.67
0.0900	55.10	0.72	57.88	0.68
0.1000	54.63	0.72	62.96	0.69
0.1100	54.17	0.73	57.37	0.71
0.1200	53.70	0.74	58.79	0.71
0.1300	53.23	0.75	56.24	0.73
0.1400	52.77	0.75	53.55	0.73
0.1500	52.30	0.76	52.14	0.76
0.1600	51.83	0.77	54.36	0.77
0.1700	51.37	0.77	51.78	0.77
0.1800	50.90	0.78	53.27	0.78
0.1900	50.43	0.79	52.63	0.78
0.2000	49.97	0.80	51.47	0.79
0.2100	49.50	0.80	50.97	0.79
0.2200	49.03	0.81	49.56	0.80
0.2300	48.57	0.82	49.00	0.81
0.2400	48.10	0.83	50.31	0.81
0.2500	47.63	0.83	49.31	0.83

2011 Celltech Labs Inc. This document is not to be reproduced in whole or in part without the prior written permission of Celltech Labs Inc.

150 MHz Body

****

Celltech Labs
Test Result for UIM Dielectric Parameter
19/Oct/2011
Frequency (GHz)
FCC_eB FCC Limits for Body Epsilon
FCC_sB FCC Limits for Body Sigma
Test_e Epsilon of UIM
Test_s Sigma of UIM

****

Freq	FCC_eB	FCC_sB	Test_e	Test_s
0.0500	64.37	0.72	125.42	0.71
0.0600	64.12	0.73	87.77	0.71
0.0700	63.87	0.74	76.92	0.70
0.0800	63.63	0.74	81.16	0.72
0.0900	63.38	0.75	72.85	0.73
0.1000	63.13	0.76	70.22	0.75
0.1100	62.89	0.77	65.44	0.74
0.1200	62.64	0.78	68.68	0.77
0.1300	62.39	0.78	63.63	0.76
0.1400	62.15	0.79	63.60	0.77
0.1500	61.90	0.80	63.77	0.77
0.1600	61.65	0.81	62.09	0.77
0.1700	61.41	0.82	61.92	0.78
0.1800	61.16	0.82	62.29	0.79
0.1900	60.91	0.83	63.28	0.79
0.2000	60.67	0.84	63.82	0.81
0.2100	60.42	0.85	61.18	0.81
0.2200	60.17	0.86	61.46	0.81
0.2300	59.93	0.86	60.67	0.82
0.2400	59.68	0.87	59.76	0.82
0.2500	59.43	0.88	60.54	0.84

2011 Celltech Labs Inc. This document is not to be reproduced in whole or in part without the prior written permission of Celltech Labs Inc.

300 MHz Head

****

Celltech Labs
Test Result for UIM Dielectric Parameter
20/Oct/2011
Frequency (GHz)
FCC_eH FCC OET 65 Supplement C (June 2001) Limits for Head Epsilon
FCC_sH FCC OET 65 Supplement C (June 2001) Limits for Head Sigma
Test_e Epsilon of UIM
Test_s Sigma of UIM

****

Freq	FCC_eH	FCC_sH	Test_e	Test_s
0.2000	49.97	0.80	50.79	0.77
0.2100	49.50	0.80	50.44	0.79
0.2200	49.03	0.81	49.14	0.81
0.2300	48.57	0.82	48.62	0.81
0.2400	48.10	0.83	48.15	0.81
0.2500	47.63	0.83	46.35	0.82
0.2600	47.17	0.84	47.30	0.85
0.2700	46.70	0.85	48.42	0.84
0.2800	46.23	0.86	46.40	0.85
0.2900	45.77	0.86	46.79	0.85
0.3000	45.30	0.87	46.26	0.88
0.3100	45.18	0.87	46.31	0.87
0.3200	45.06	0.87	46.10	0.88
0.3300	44.94	0.87	45.69	0.89
0.3400	44.82	0.87	45.03	0.89
0.3500	44.70	0.87	43.55	0.90
0.3600	44.58	0.87	43.92	0.91
0.3700	44.46	0.87	43.91	0.93
0.3800	44.34	0.87	42.88	0.92
0.3900	44.22	0.87	43.30	0.94
0.4000	44.10	0.87	43.83	0.94

2011 Celltech Labs Inc. This document is not to be reproduced in whole or in part without the prior written permission of Celltech Labs Inc.

150 MHz Body

****

Celltech Labs
Test Result for UIM Dielectric Parameter
20/Oct/2011
Frequency (GHz)
FCC_eB FCC Limits for Body Epsilon
FCC_sB FCC Limits for Body Sigma
Test_e Epsilon of UIM
Test_s Sigma of UIM

****

Freq	FCC_eB	FCC_sB	Test_e	Test_s
0.0500	64.37	0.72	65.29	0.76
0.0600	64.12	0.73	85.62	0.74
0.0700	63.87	0.74	77.61	0.74
0.0800	63.63	0.74	72.04	0.73
0.0900	63.38	0.75	68.62	0.73
0.1000	63.13	0.76	67.53	0.76
0.1100	62.89	0.77	66.53	0.76
0.1200	62.64	0.78	63.82	0.79
0.1300	62.39	0.78	62.91	0.79
0.1400	62.15	0.79	64.78	0.79
0.1500	61.90	0.80	64.02	0.79
0.1600	61.65	0.81	62.95	0.77
0.1700	61.41	0.82	62.89	0.79
0.1800	61.16	0.82	63.66	0.80
0.1900	60.91	0.83	60.76	0.81
0.2000	60.67	0.84	61.48	0.81
0.2100	60.42	0.85	61.27	0.82
0.2200	60.17	0.86	61.58	0.82
0.2300	59.93	0.86	61.26	0.84
0.2400	59.68	0.87	60.12	0.84
0.2500	59.43	0.88	61.53	0.85

2011 Celltech Labs Inc. This document is not to be reproduced in whole or in part without the prior written permission of Celltech Labs Inc.

150 MHz Body

****

Celltech Labs
Test Result for UIM Dielectric Parameter
21/Oct/2011
Frequency (GHz)
FCC_eB FCC Limits for Body Epsilon
FCC_sB FCC Limits for Body Sigma
Test_e Epsilon of UIM
Test_s Sigma of UIM

****

Freq	FCC_eB	FCC_sB	Test_e	Test_s
0.0500	64.37	0.72	82.48	0.71
0.0600	64.12	0.73	78.31	0.71
0.0700	63.87	0.74	87.36	0.72
0.0800	63.63	0.74	71.84	0.73
0.0900	63.38	0.75	77.20	0.74
0.1000	63.13	0.76	69.25	0.75
0.1100	62.89	0.77	67.22	0.76
0.1200	62.64	0.78	63.08	0.75
0.1300	62.39	0.78	64.18	0.76
0.1400	62.15	0.79	61.66	0.76
0.1500	61.90	0.80	64.05	0.76
0.1600	61.65	0.81	62.86	0.78
0.1700	61.41	0.82	63.45	0.76
0.1800	61.16	0.82	62.22	0.78
0.1900	60.91	0.83	61.20	0.78
0.2000	60.67	0.84	61.35	0.81
0.2100	60.42	0.85	60.92	0.81
0.2200	60.17	0.86	62.98	0.80
0.2300	59.93	0.86	61.03	0.82
0.2400	59.68	0.87	59.80	0.84
0.2500	59.43	0.88	60.95	0.82

2011 Celltech Labs Inc. This document is not to be reproduced in whole or in part without the prior written permission of Celltech Labs Inc.

300 MHz Head

****

Celltech Labs
Test Result for UIM Dielectric Parameter
07/Dec/2011
Frequency (GHz)
FCC_eH FCC OET 65 Supplement C (June 2001) Limits for Head Epsilon
FCC_sH FCC OET 65 Supplement C (June 2001) Limits for Head Sigma
Test_e Epsilon of UIM
Test_s Sigma of UIM

****

Freq	FCC_eH	FCC_sH	Test_e	Test_s
0.2000	49.97	0.80	50.59	0.76
0.2100	49.50	0.80	51.68	0.79
0.2200	49.03	0.81	49.40	0.79
0.2300	48.57	0.82	49.61	0.81
0.2400	48.10	0.83	49.15	0.81
0.2500	47.63	0.83	48.12	0.83
0.2600	47.17	0.84	48.02	0.83
0.2700	46.70	0.85	47.09	0.84
0.2800	46.23	0.86	47.30	0.87
0.2900	45.77	0.86	46.30	0.87
0.3000	45.30	0.87	45.90	0.86
0.3100	45.18	0.87	46.51	0.88
0.3200	45.06	0.87	45.77	0.89
0.3300	44.94	0.87	46.16	0.89
0.3400	44.82	0.87	44.97	0.91
0.3500	44.70	0.87	44.65	0.91
0.3600	44.58	0.87	44.39	0.92
0.3700	44.46	0.87	43.64	0.93
0.3800	44.34	0.87	43.92	0.92
0.3900	44.22	0.87	44.28	0.94
0.4000	44.10	0.87	43.44	0.96

150 MHz Body

****

Celltech Labs
Test Result for UIM Dielectric Parameter
07/Dec/2011
Frequency (GHz)
FCC_eB FCC Limits for Body Epsilon
FCC_sB FCC Limits for Body Sigma
Test_e Epsilon of UIM
Test_s Sigma of UIM

****

Freq	FCC_eB	FCC_sB	Test_e	Test_s
0.0500	64.37	0.72	115.90	0.71
0.0600	64.12	0.73	93.63	0.72
0.0700	63.87	0.74	87.46	0.71
0.0800	63.63	0.74	75.62	0.76
0.0900	63.38	0.75	72.31	0.75
0.1000	63.13	0.76	71.69	0.75
0.1100	62.89	0.77	65.61	0.76
0.1200	62.64	0.78	69.25	0.79
0.1300	62.39	0.78	62.16	0.78
0.1400	62.15	0.79	64.29	0.80
0.1500	61.90	0.80	63.18	0.77
0.1600	61.65	0.81	63.95	0.80
0.1700	61.41	0.82	62.42	0.81
0.1800	61.16	0.82	62.39	0.81
0.1900	60.91	0.83	61.53	0.81
0.2000	60.67	0.84	62.13	0.82
0.2100	60.42	0.85	60.42	0.81
0.2200	60.17	0.86	61.98	0.83
0.2300	59.93	0.86	60.31	0.83
0.2400	59.68	0.87	61.08	0.85
0.2500	59.43	0.88	59.88	0.84

2011 Celltech Labs Inc. This document is not to be reproduced in whole or in part without the prior written permission of Celltech Labs Inc.