Plot B28

Date Tested: 06/05/2013

DUT: Harris XG-25P; Type: UHF-L PTT Radio Transceiver; Serial: 25

Program Notes: Ambient Temp: 23C; Fluid Temp: 21.8C; Barometric Pressure: 102.1 kPa; Humidity: 36%

Communication System: UHF-L
Frequency: 408 MHz; Duty Cycle: 1:1
Medium: M450 Medium parameters used (interpolated): f = 408 MHz; σ = 0.908 mho/m; ε_r = 58.2; ρ = 1000 kg/m^3

- Probe: ET3DV6 - SN1590; ConvF(7.98, 7.98, 7.98); Calibrated: 24/04/2013
- Sensor-Surface: 4mm (Mechanical Surface Detection (Locations From Previous Scan Used))Sensor-Surface: 4mm (Mechanical Surface Detection)
- Electronics: DAE4 Sn353; Calibrated: 19/04/2012
- Phantom: Barski Industries; Type: Fiberglass Planar; Serial: 03-01
- Measurement SW: DASY4, V4.7 Build 80; Postprocessing SW: SEMCAD, V1.8 Build 186

408 - Li-poly - 1223/10 - Leather Belt-loop/Area Scan (7x23x1): Measurement grid: dx=15mm, dy=15mm

Info: Interpolated medium parameters used for SAR evaluation.
Maximum value of SAR (measured) = 1.51 mW/g

408 - Li-poly - 1223/10 - Leather Belt-loop/Zoom Scan (7x7x7)/Cube 0: Measurement grid: dx=5mm, dy=5mm, dz=5mm
Reference Value = 40.5 V/m; Power Drift = -0.221 dB
Peak SAR (extrapolated) = 1.86 W/kg
SAR(1 g) = 1.36 mW/g; SAR(10 g) = 1.03 mW/g

Info: Interpolated medium parameters used for SAR evaluation.
Maximum value of SAR (measured) = 1.42 mW/g

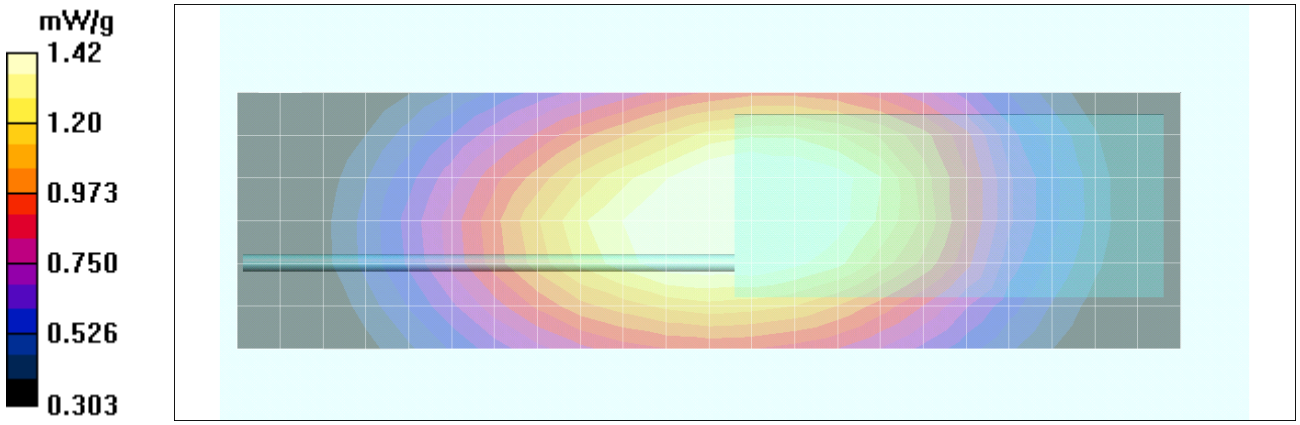

Plot B29

Date Tested: 06/05/2013

DUT: Harris XG-25P; Type: UHF-L PTT Radio Transceiver; Serial: 25

Program Notes: Ambient Temp: 23C; Fluid Temp: 21.8C; Barometric Pressure: 102.1 kPa; Humidity: 36%

Communication System: UHF-L
Frequency: 470 MHz; Duty Cycle: 1:1
Medium: M450 Medium parameters used: f = 470 MHz; σ = 0.95 mho/m; ε_r = 56.9; ρ = 1000 kg/m^3

- Probe: ET3DV6 - SN1590; ConvF(7.98, 7.98, 7.98); Calibrated: 24/04/2013
- Sensor-Surface: 4mm (Mechanical Surface Detection (Locations From Previous Scan Used))Sensor-Surface: 4mm (Mechanical Surface Detection)
- Electronics: DAE4 Sn353; Calibrated: 19/04/2012
- Phantom: Barski Industries; Type: Fiberglass Planar; Serial: 03-01
- Measurement SW: DASY4, V4.7 Build 80; Postprocessing SW: SEMCAD, V1.8 Build 186

470 - Li-poly - 1223/12 - Leather Belt-loop/Area Scan (7x23x1): Measurement grid: dx=15mm, dy=15mm
Maximum value of SAR (measured) = 2.09 mW/g

470 - Li-poly - 1223/12 - Leather Belt-loop/Zoom Scan (7x7x7)/Cube 0: Measurement grid: dx=5mm, dy=5mm, dz=5mm
Reference Value = 46.0 V/m; Power Drift = -0.162 dB
Peak SAR (extrapolated) = 2.55 W/kg
SAR(1 g) = 1.85 mW/g; SAR(10 g) = 1.4 mW/g
Maximum value of SAR (measured) = 1.93 mW/g

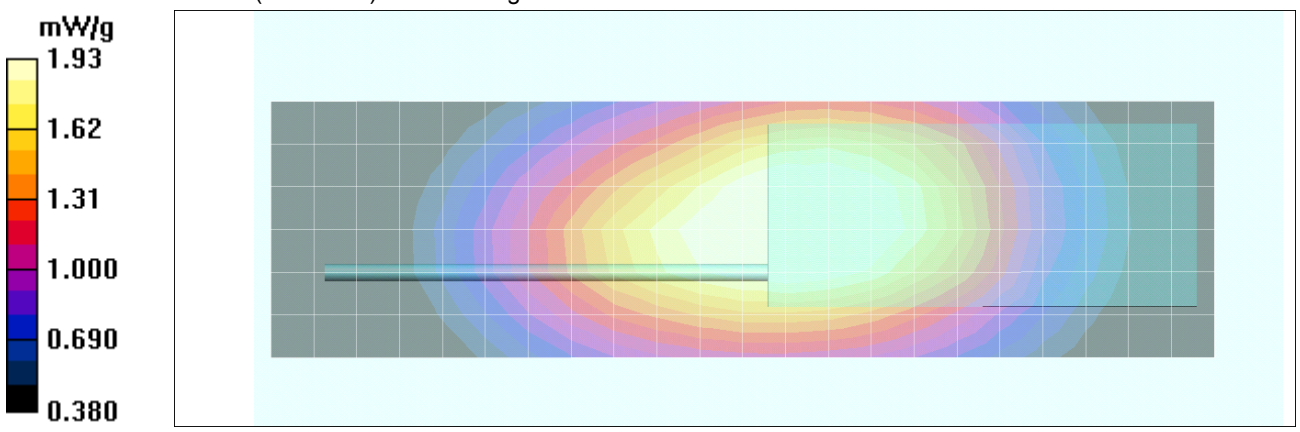

2013 Celltech Labs Inc. This document is not to be reproduced in whole or in part without the prior written permission of Celltech Labs Inc.

Plot B30

Date Tested: 06/05/2013

DUT: Harris XG-25P; Type: UHF-L PTT Radio Transceiver; Serial: 25

Program Notes: Ambient Temp: 23C; Fluid Temp: 21.8C; Barometric Pressure: 102.1 kPa; Humidity: 36%

Communication System: UHF-L
Frequency: 470 MHz; Duty Cycle: 1:1
Medium: M450 Medium parameters used: f = 470 MHz; σ = 0.95 mho/m; ε_r = 56.9; ρ = 1000 kg/m^3

- Probe: ET3DV6 - SN1590; ConvF(7.98, 7.98, 7.98); Calibrated: 24/04/2013
- Sensor-Surface: 4mm (Mechanical Surface Detection (Locations From Previous Scan Used))Sensor-Surface: 4mm (Mechanical Surface Detection)
- Electronics: DAE4 Sn353; Calibrated: 19/04/2012
- Phantom: Barski Industries; Type: Fiberglass Planar; Serial: 03-01
- Measurement SW: DASY4, V4.7 Build 80; Postprocessing SW: SEMCAD, V1.8 Build 186

470 - NiMH NIS - 1219/12 - Leather Belt-loop/Area Scan (7x23x1): Measurement grid: dx=15mm, dy=15mm
Maximum value of SAR (measured) = 2.20 mW/g

470 - NiMH NIS - 1219/12 - Leather Belt-loop/Zoom Scan (7x7x7)/Cube 0: Measurement grid: dx=5mm, dy=5mm, dz=5mm
Reference Value = 45.8 V/m; Power Drift = -0.336 dB
Peak SAR (extrapolated) = 2.62 W/kg
SAR(1 g) = 1.9 mW/g; SAR(10 g) = 1.43 mW/g
Maximum value of SAR (measured) = 1.98 mW/g

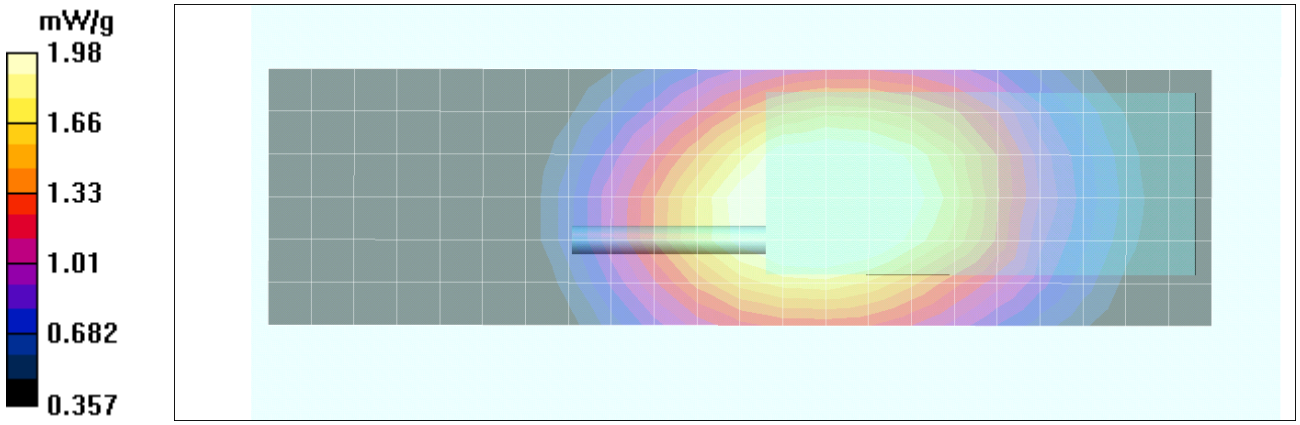

Plot B31

Date Tested: 06/06/2013

DUT: Harris XG-25P; Type: UHF-L PTT Radio Transceiver; Serial: 25

Program Notes: Ambient Temp: 22C; Fluid Temp: 21.9C; Barometric Pressure: 101.3 kPa; Humidity: 31%

Communication System: UHF-L
Frequency: 470 MHz; Duty Cycle: 1:1
Medium: M450 Medium parameters used: f = 470 MHz; σ = 0.94 mho/m; ε_r = 56.9; ρ = 1000 kg/m^3

- Probe: ET3DV6 - SN1590; ConvF(7.98, 7.98, 7.98); Calibrated: 24/04/2013
- Sensor-Surface: 4mm (Mechanical Surface Detection (Locations From Previous Scan Used))Sensor-Surface: 4mm (Mechanical Surface Detection)
- Electronics: DAE4 Sn353; Calibrated: 19/04/2012
- Phantom: Barski Industries; Type: Fiberglass Planar; Serial: 03-01
- Measurement SW: DASY4, V4.7 Build 80; Postprocessing SW: SEMCAD, V1.8 Build 186

470 - NiMH IS - 1219/12 - Leather Belt-loop/Area Scan (7x23x1): Measurement grid: dx=15mm, dy=15mm
Maximum value of SAR (measured) = 2.05 mW/g

470 - NiMH IS - 1219/12 - Leather Belt-loop/Zoom Scan (7x7x7)/Cube 0: Measurement grid: dx=5mm, dy=5mm, dz=5mm
Reference Value = 43.3 V/m; Power Drift = -0.340 dB
Peak SAR (extrapolated) = 2.51 W/kg
SAR(1 g) = 1.82 mW/g; SAR(10 g) = 1.37 mW/g
Maximum value of SAR (measured) = 1.90 mW/g

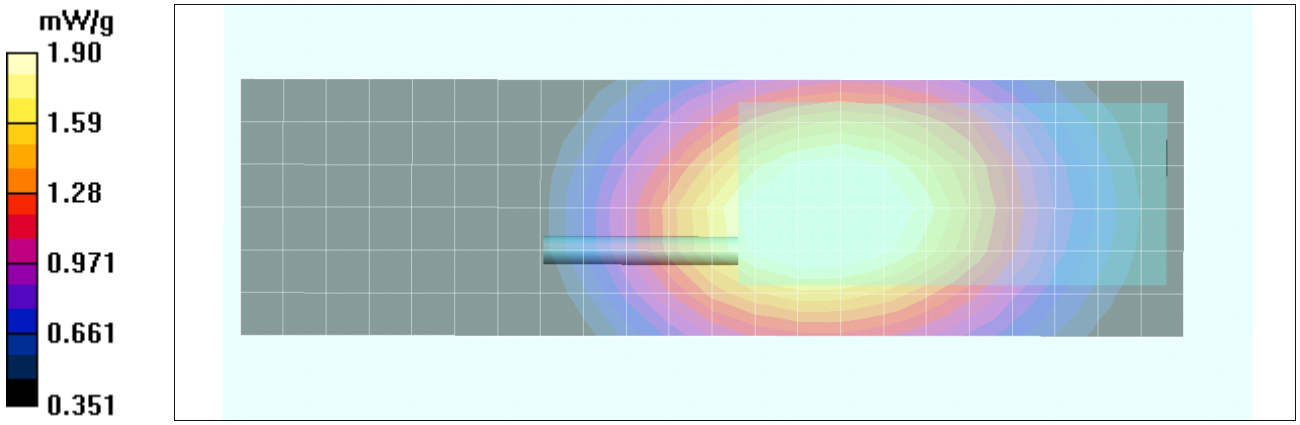

Plot B32

Date Tested: 06/06/2013

DUT: Harris XG-25P; Type: UHF-L PTT Radio Transceiver; Serial: 25

Program Notes: Ambient Temp: 22C; Fluid Temp: 21.9C; Barometric Pressure: 101.3 kPa; Humidity: 31%

Communication System: UHF-L
Frequency: 470 MHz; Duty Cycle: 1:1
Medium: M450 Medium parameters used: f = 470 MHz; σ = 0.94 mho/m; ε_r = 56.9; ρ = 1000 kg/m^3

- Probe: ET3DV6 - SN1590; ConvF(7.98, 7.98, 7.98); Calibrated: 24/04/2013
- Sensor-Surface: 4mm (Mechanical Surface Detection (Locations From Previous Scan Used))Sensor-Surface: 4mm (Mechanical Surface Detection)
- Electronics: DAE4 Sn353; Calibrated: 19/04/2012
- Phantom: Barski Industries; Type: Fiberglass Planar; Serial: 03-01
- Measurement SW: DASY4, V4.7 Build 80; Postprocessing SW: SEMCAD, V1.8 Build 186

470 - Li-ion - 1219/12 - Leather Belt-loop/Area Scan (7x23x1): Measurement grid: dx=15mm, dy=15mm
Maximum value of SAR (measured) = 1.75 mW/g

470 - Li-ion - 1219/12 - Leather Belt-loop/Zoom Scan (7x7x7)/Cube 0: Measurement grid: dx=5mm, dy=5mm, dz=5mm
Reference Value = 41.2 V/m; Power Drift = -0.297 dB
Peak SAR (extrapolated) = 2.12 W/kg
SAR(1 g) = 1.54 mW/g; SAR(10 g) = 1.16 mW/g
Maximum value of SAR (measured) = 1.61 mW/g

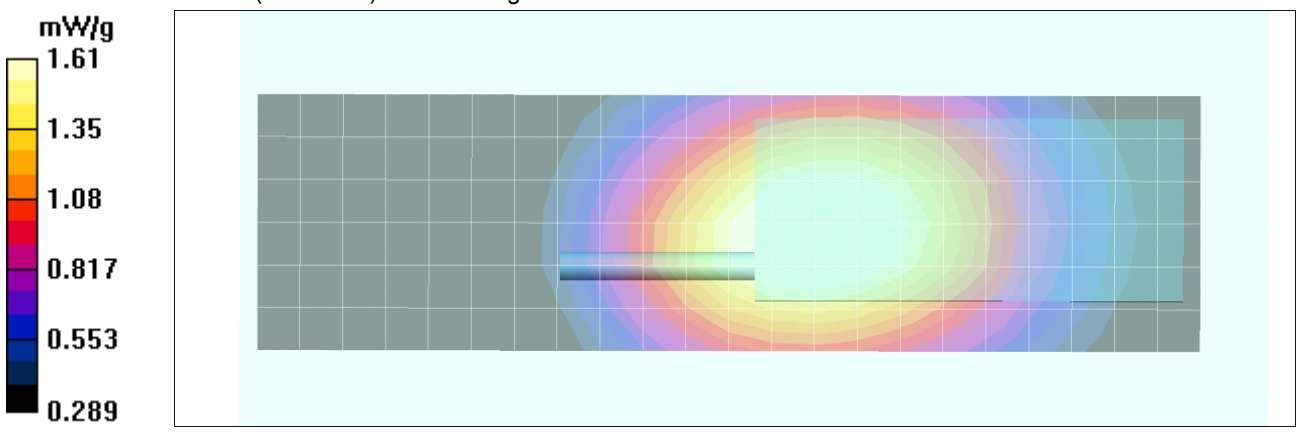

Plot B33

Date Tested: 06/05/2013

DUT: Harris XG-25P; Type: UHF-L PTT Radio Transceiver; Serial: 50

Program Notes: Ambient Temp: 23C; Fluid Temp: 21.8C; Barometric Pressure: 102.1 kPa; Humidity: 36%

Communication System: UHF-L
Frequency: 408 MHz; Duty Cycle: 1:1
Medium: M450 Medium parameters used (interpolated): f = 408 MHz; σ = 0.908 mho/m; ε_r = 58.2; ρ = 1000 kg/m^3

- Probe: ET3DV6 - SN1590; ConvF(7.98, 7.98, 7.98); Calibrated: 24/04/2013
- Sensor-Surface: 4mm (Mechanical Surface Detection (Locations From Previous Scan Used))Sensor-Surface: 4mm (Mechanical Surface Detection)
- Electronics: DAE4 Sn353; Calibrated: 19/04/2012
- Phantom: Barski Industries; Type: Fiberglass Planar; Serial: 03-01
- Measurement SW: DASY4, V4.7 Build 80; Postprocessing SW: SEMCAD, V1.8 Build 186

SCAN - 408 - Li-poly - 1219/10 - Leather Belt-loop/Area Scan (7x23x1): Measurement grid: dx=15mm, dy=15mm

Info: Interpolated medium parameters used for SAR evaluation.
Maximum value of SAR (measured) = 1.59 mW/g

SCAN - 408 - Li-poly - 1219/10 - Leather Belt-loop/Zoom Scan (7x7x7)/Cube 0: Measurement grid: dx=5mm, dy=5mm, dz=5mm
Reference Value = 41.1 V/m; Power Drift = -0.081 dB
Peak SAR (extrapolated) = 1.99 W/kg
SAR(1 g) = 1.44 mW/g; SAR(10 g) = 1.1 mW/g

Info: Interpolated medium parameters used for SAR evaluation.
Maximum value of SAR (measured) = 1.52 mW/g

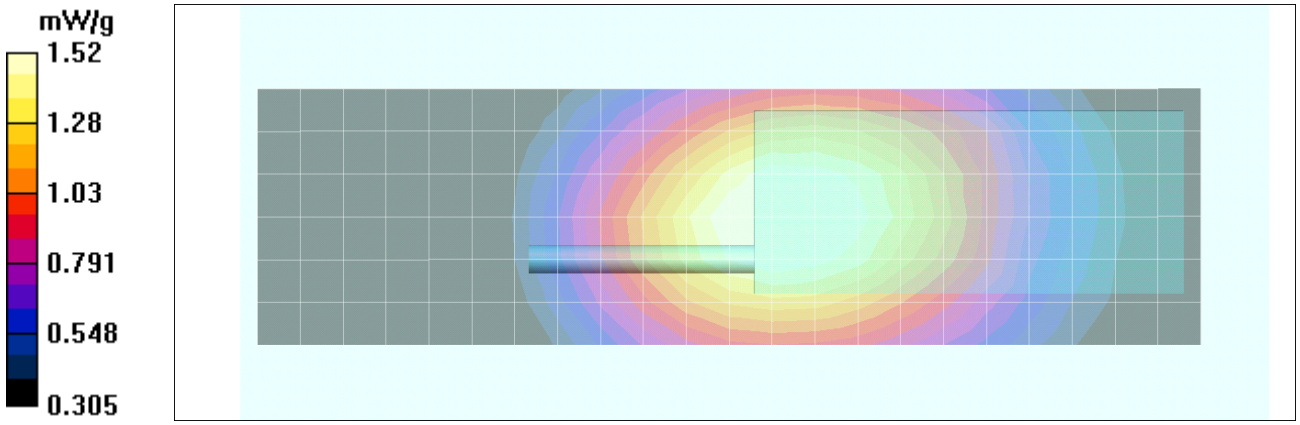

2013 Celltech Labs Inc. This document is not to be reproduced in whole or in part without the prior written permission of Celltech Labs Inc.

Plot B34

Date Tested: 06/06/2013

DUT: Harris XG-25P; Type: UHF-L PTT Radio Transceiver; Serial: 50

Program Notes: Ambient Temp: 22C; Fluid Temp: 21.9C; Barometric Pressure: 101.3 kPa; Humidity: 31%

Communication System: UHF-L
Frequency: 470 MHz; Duty Cycle: 1:1
Medium: M450 Medium parameters used: f = 470 MHz; σ = 0.94 mho/m; ε_r = 56.9; ρ = 1000 kg/m^3

- Probe: ET3DV6 - SN1590; ConvF(7.98, 7.98, 7.98); Calibrated: 24/04/2013
- Sensor-Surface: 4mm (Mechanical Surface Detection (Locations From Previous Scan Used))Sensor-Surface: 4mm (Mechanical Surface Detection)
- Electronics: DAE4 Sn353; Calibrated: 19/04/2012
- Phantom: Barski Industries; Type: Fiberglass Planar; Serial: 03-01
- Measurement SW: DASY4, V4.7 Build 80; Postprocessing SW: SEMCAD, V1.8 Build 186

SCAN - 470 - NiMH NIS - 1219/12 - Leather Belt-loop/Area Scan (7x23x1): Measurement grid: dx=15mm, dy=15mm
Maximum value of SAR (measured) = 1.95 mW/g

SCAN - 470 - NiMH NIS - 1219/12 - Leather Belt-loop/Zoom Scan (7x7x7)/Cube 0: Measurement grid: dx=5mm, dy=5mm, dz=5mm
Reference Value = 43.4 V/m; Power Drift = -0.097 dB
Peak SAR (extrapolated) = 2.46 W/kg
SAR(1 g) = 1.79 mW/g; SAR(10 g) = 1.35 mW/g
Maximum value of SAR (measured) = 1.87 mW/g

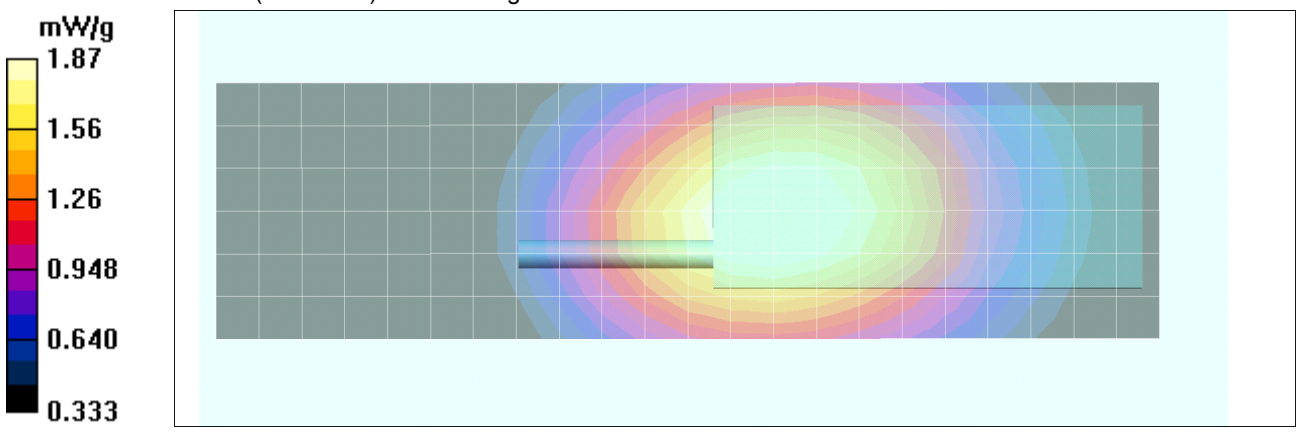

Plot B35

Date Tested: 06/05/2013

DUT: Harris XG-25P; Type: UHF-L PTT Radio Transceiver; Serial: 50

Program Notes: Ambient Temp: 23C; Fluid Temp: 21.8C; Barometric Pressure: 102.1 kPa; Humidity: 36%

Communication System: UHF-L
Frequency: 408 MHz; Duty Cycle: 1:1
Medium: M450 Medium parameters used (interpolated): f = 408 MHz; σ = 0.908 mho/m; ε_r = 58.2; ρ = 1000 kg/m^3

- Probe: ET3DV6 - SN1590; ConvF(7.98, 7.98, 7.98); Calibrated: 24/04/2013
- Sensor-Surface: 4mm (Mechanical Surface Detection (Locations From Previous Scan Used))Sensor-Surface: 4mm (Mechanical Surface Detection)
- Electronics: DAE4 Sn353; Calibrated: 19/04/2012
- Phantom: Barski Industries; Type: Fiberglass Planar; Serial: 03-01
- Measurement SW: DASY4, V4.7 Build 80; Postprocessing SW: SEMCAD, V1.8 Build 186

SCAN - 408 - Li-poly - 1223/10 - Leather Belt-loop/Area Scan (7x23x1): Measurement grid: dx=15mm, dy=15mm

Info: Interpolated medium parameters used for SAR evaluation.
Maximum value of SAR (measured) = 1.42 mW/g

SCAN - 408 - Li-poly - 1223/10 - Leather Belt-loop/Zoom Scan (7x7x7)/Cube 0: Measurement grid: dx=5mm, dy=5mm, dz=5mm
Reference Value = 38.0 V/m; Power Drift = 0.004 dB
Peak SAR (extrapolated) = 1.73 W/kg
SAR(1 g) = 1.25 mW/g; SAR(10 g) = 0.942 mW/g

Info: Interpolated medium parameters used for SAR evaluation.
Maximum value of SAR (measured) = 1.31 mW/g

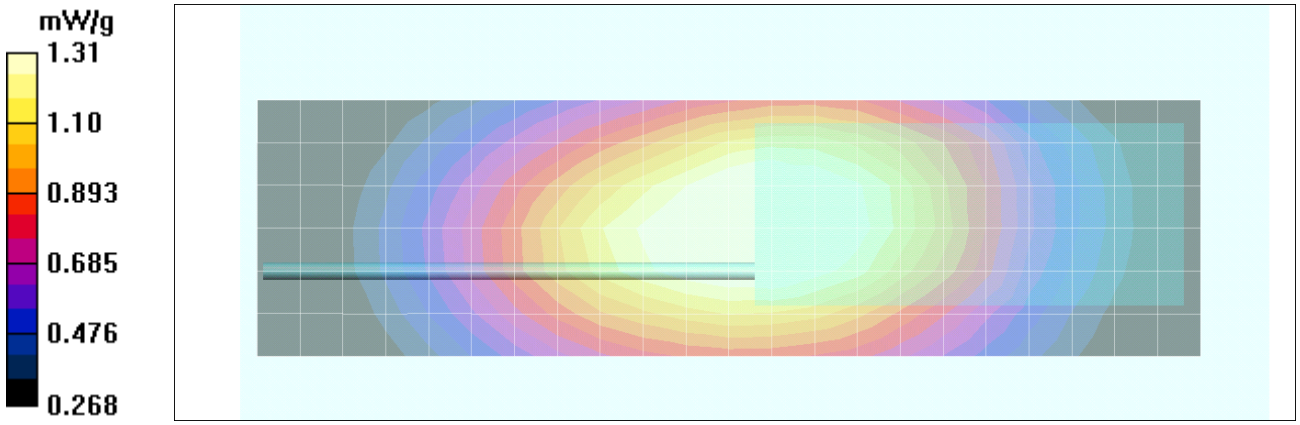

2013 Celltech Labs Inc. This document is not to be reproduced in whole or in part without the prior written permission of Celltech Labs Inc.

Plot B36

Date Tested: 06/06/2013

DUT: Harris XG-25P; Type: UHF-L PTT Radio Transceiver; Serial: 50

Program Notes: Ambient Temp: 22C; Fluid Temp: 21.9C; Barometric Pressure: 101.3 kPa; Humidity: 31%

Communication System: UHF-L
Frequency: 470 MHz; Duty Cycle: 1:1
Medium: M450 Medium parameters used: f = 470 MHz; σ = 0.94 mho/m; ε_r = 56.9; ρ = 1000 kg/m^3

- Probe: ET3DV6 - SN1590; ConvF(7.98, 7.98, 7.98); Calibrated: 24/04/2013
- Sensor-Surface: 4mm (Mechanical Surface Detection (Locations From Previous Scan Used))Sensor-Surface: 4mm (Mechanical Surface Detection)
- Electronics: DAE4 Sn353; Calibrated: 19/04/2012
- Phantom: Barski Industries; Type: Fiberglass Planar; Serial: 03-01
- Measurement SW: DASY4, V4.7 Build 80; Postprocessing SW: SEMCAD, V1.8 Build 186

SCAN - 470 - Li-Poly - 1223/12 - Leather Belt-loop/Area Scan (7x23x1): Measurement grid: dx=15mm, dy=15mm
Maximum value of SAR (measured) = 1.68 mW/g

SCAN - 470 - Li-Poly - 1223/12 - Leather Belt-loop/Zoom Scan (7x7x7)/Cube 0: Measurement grid: dx=5mm, dy=5mm, dz=5mm
Reference Value = 41.1 V/m; Power Drift = -0.024 dB
Peak SAR (extrapolated) = 2.15 W/kg
SAR(1 g) = 1.56 mW/g; SAR(10 g) = 1.18 mW/g
Maximum value of SAR (measured) = 1.63 mW/g

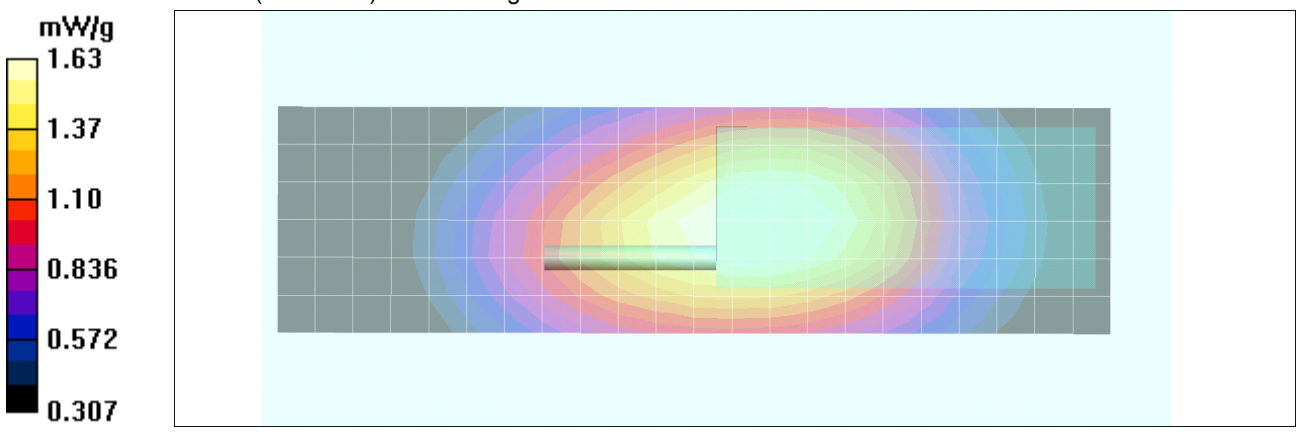

Plot B37

Date Tested: 06/06/2013

DUT: Harris XG-25P; Type: UHF-L PTT Radio Transceiver; Serial: 25

Program Notes: Ambient Temp: 22C; Fluid Temp: 21.9C; Barometric Pressure: 101.3 kPa; Humidity: 31%

Communication System: UHF-L
Frequency: 408 MHz; Duty Cycle: 1:1
Medium: M450 Medium parameters used (interpolated): f = 408 MHz; σ = 0.9 mho/m; ε_r = 57.6; ρ = 1000 kg/m^3

- Probe: ET3DV6 - SN1590; ConvF(7.98, 7.98, 7.98); Calibrated: 24/04/2013
- Sensor-Surface: 4mm (Mechanical Surface Detection (Locations From Previous Scan Used))Sensor-Surface: 4mm (Mechanical Surface Detection)
- Electronics: DAE4 Sn353; Calibrated: 19/04/2012
- Phantom: Barski Industries; Type: Fiberglass Planar; Serial: 03-01
- Measurement SW: DASY4, V4.7 Build 80; Postprocessing SW: SEMCAD, V1.8 Build 186

408 - Li-Poly - 1219/10 - Leather Shoulder Strap/Area Scan (7x23x1): Measurement grid: dx=15mm, dy=15mm

Info: Interpolated medium parameters used for SAR evaluation.
Maximum value of SAR (measured) = 4.07 mW/g

408 - Li-Poly - 1219/10 - Leather Shoulder Strap/Zoom Scan (7x7x7)/Cube 0: Measurement grid: dx=5mm, dy=5mm, dz=5mm
Reference Value = 62.6 V/m; Power Drift = -0.426 dB
Peak SAR (extrapolated) = 5.27 W/kg
SAR(1 g) = 3.54 mW/g; SAR(10 g) = 2.54 mW/g

Info: Interpolated medium parameters used for SAR evaluation.
Maximum value of SAR (measured) = 3.72 mW/g

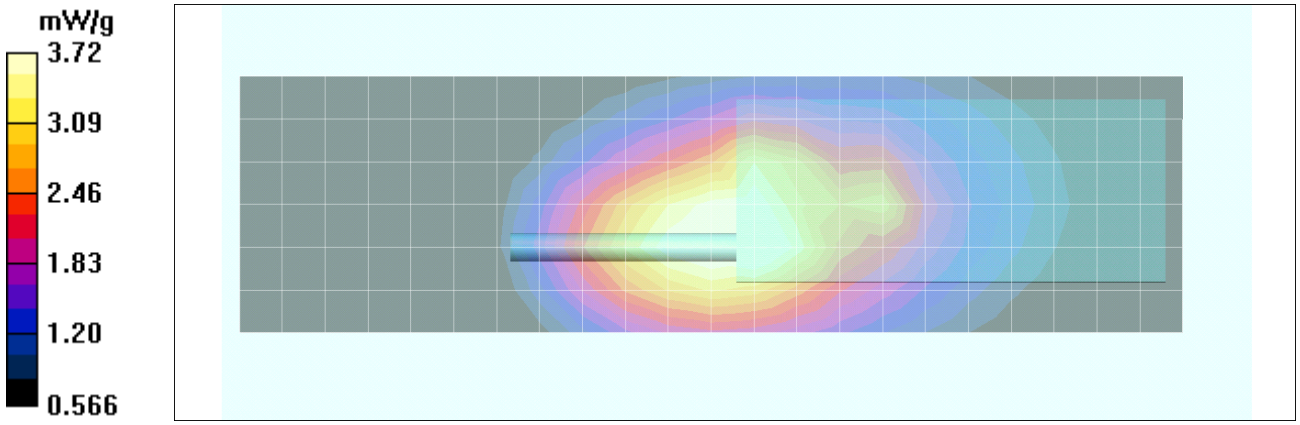

2013 Celltech Labs Inc. This document is not to be reproduced in whole or in part without the prior written permission of Celltech Labs Inc.

Plot B38

Date Tested: 06/06/2013

DUT: Harris XG-25P; Type: UHF-L PTT Radio Transceiver; Serial: 25

Program Notes: Ambient Temp: 22C; Fluid Temp: 21.9C; Barometric Pressure: 101.3 kPa; Humidity: 31%

Communication System: UHF-L
Frequency: 470 MHz; Duty Cycle: 1:1
Medium: M450 Medium parameters used: f = 470 MHz; σ = 0.94 mho/m; ε_r = 56.9; ρ = 1000 kg/m^3

- Probe: ET3DV6 - SN1590; ConvF(7.98, 7.98, 7.98); Calibrated: 24/04/2013
- Sensor-Surface: 4mm (Mechanical Surface Detection (Locations From Previous Scan Used))Sensor-Surface: 4mm (Mechanical Surface Detection)
- Electronics: DAE4 Sn353; Calibrated: 19/04/2012
- Phantom: Barski Industries; Type: Fiberglass Planar; Serial: 03-01
- Measurement SW: DASY4, V4.7 Build 80; Postprocessing SW: SEMCAD, V1.8 Build 186

470 - Li-Poly - 1219/12 - Leather Shoulder Strap/Area Scan (7x23x1): Measurement grid: dx=15mm, dy=15mm
Maximum value of SAR (measured) = 5.68 mW/g

470 - Li-Poly - 1219/12 - Leather Shoulder Strap/Zoom Scan (7x7x7)/Cube 0: Measurement grid: dx=5mm, dy=5mm, dz=5mm
Reference Value = 68.3 V/m; Power Drift = -0.406 dB
Peak SAR (extrapolated) = 8.95 W/kg
SAR(1 g) = 4.6 mW/g; SAR(10 g) = 3 mW/g
Maximum value of SAR (measured) = 5.01 mW/g

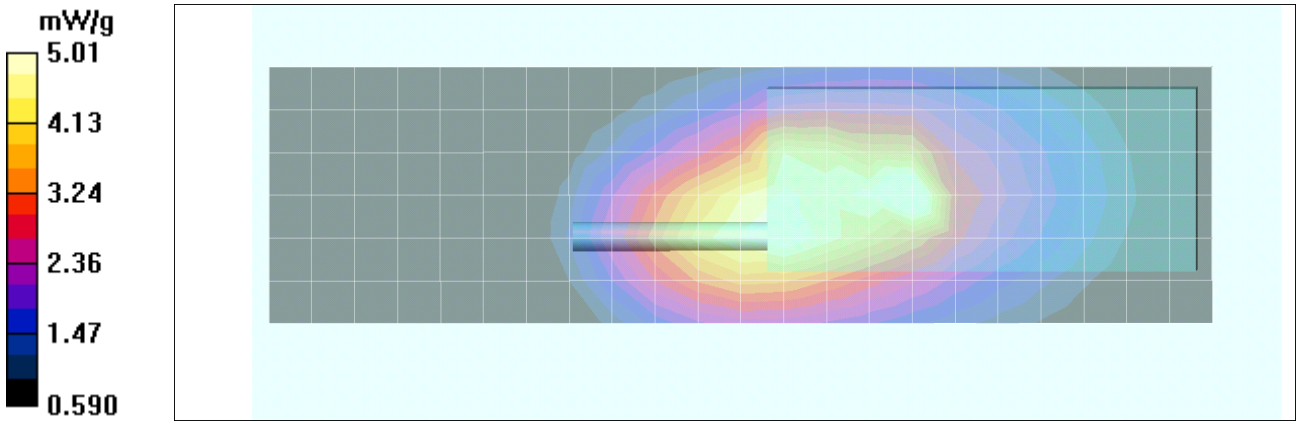

Plot B39

Date Tested: 06/06/2013

DUT: Harris XG-25P; Type: UHF-L PTT Radio Transceiver; Serial: 25

Program Notes: Ambient Temp: 22C; Fluid Temp: 21.9C; Barometric Pressure: 101.3 kPa; Humidity: 31%

Communication System: UHF-L
Frequency: 408 MHz; Duty Cycle: 1:1
Medium: M450 Medium parameters used (interpolated): f = 408 MHz; σ = 0.9 mho/m; ε_r = 57.6; ρ = 1000 kg/m^3

- Probe: ET3DV6 - SN1590; ConvF(7.98, 7.98, 7.98); Calibrated: 24/04/2013
- Sensor-Surface: 4mm (Mechanical Surface Detection (Locations From Previous Scan Used))Sensor-Surface: 4mm (Mechanical Surface Detection)
- Electronics: DAE4 Sn353; Calibrated: 19/04/2012
- Phantom: Barski Industries; Type: Fiberglass Planar; Serial: 03-01
- Measurement SW: DASY4, V4.7 Build 80; Postprocessing SW: SEMCAD, V1.8 Build 186

408 - Li-Poly - 1223/10 - Leather Shoulder Strap/Area Scan (7x23x1): Measurement grid: dx=15mm, dy=15mm

Info: Interpolated medium parameters used for SAR evaluation.
Maximum value of SAR (measured) = 4.60 mW/g

408 - Li-Poly - 1223/10 - Leather Shoulder Strap/Zoom Scan (7x7x7)/Cube 0: Measurement grid: dx=5mm, dy=5mm, dz=5mm
Reference Value = 68.0 V/m; Power Drift = -0.218 dB
Peak SAR (extrapolated) = 5.84 W/kg
SAR(1 g) = 4.17 mW/g; SAR(10 g) = 3.08 mW/g

Info: Interpolated medium parameters used for SAR evaluation.
Maximum value of SAR (measured) = 4.36 mW/g

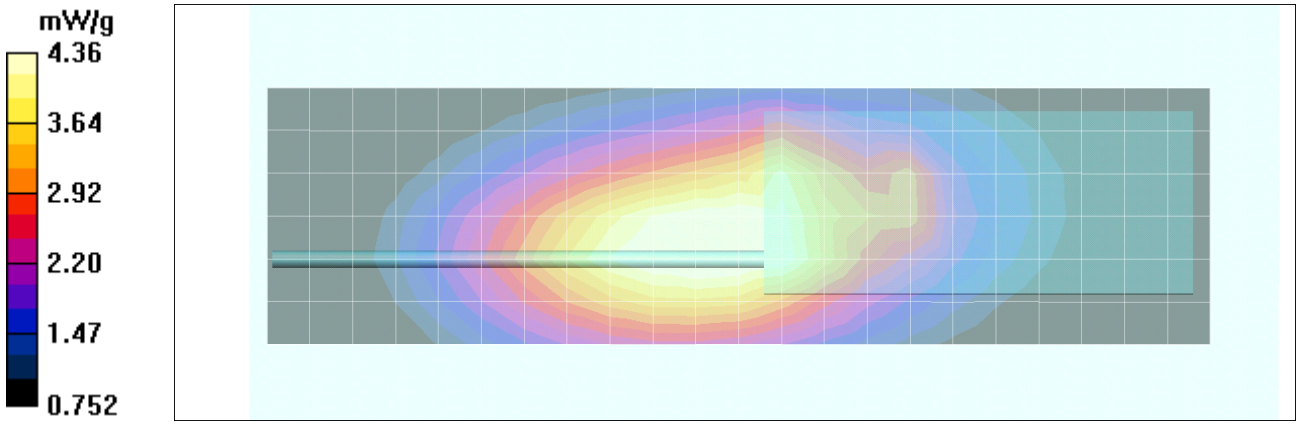

Plot B40

Date Tested: 06/06/2013

DUT: Harris XG-25P; Type: UHF-L PTT Radio Transceiver; Serial: 25

Program Notes: Ambient Temp: 22C; Fluid Temp: 21.9C; Barometric Pressure: 101.3 kPa; Humidity: 31%

Communication System: UHF-L
Frequency: 470 MHz; Duty Cycle: 1:1
Medium: M450 Medium parameters used: f = 470 MHz; σ = 0.94 mho/m; ε_r = 56.9; ρ = 1000 kg/m^3

- Probe: ET3DV6 - SN1590; ConvF(7.98, 7.98, 7.98); Calibrated: 24/04/2013
- Sensor-Surface: 4mm (Mechanical Surface Detection (Locations From Previous Scan Used))Sensor-Surface: 4mm (Mechanical Surface Detection)
- Electronics: DAE4 Sn353; Calibrated: 19/04/2012
- Phantom: Barski Industries; Type: Fiberglass Planar; Serial: 03-01
- Measurement SW: DASY4, V4.7 Build 80; Postprocessing SW: SEMCAD, V1.8 Build 186

470 - Li-Poly - 1223/12 - Leather Shoulder Strap/Area Scan (7x23x1): Measurement grid: dx=15mm, dy=15mm
Maximum value of SAR (measured) = 5.51 mW/g

470 - Li-Poly - 1223/12 - Leather Shoulder Strap/Zoom Scan (7x7x7)/Cube 0: Measurement grid: dx=5mm, dy=5mm, dz=5mm
Reference Value = 71.7 V/m; Power Drift = -0.217 dB
Peak SAR (extrapolated) = 9.54 W/kg
SAR(1 g) = 4.82 mW/g; SAR(10 g) = 3.1 mW/g
Maximum value of SAR (measured) = 5.26 mW/g

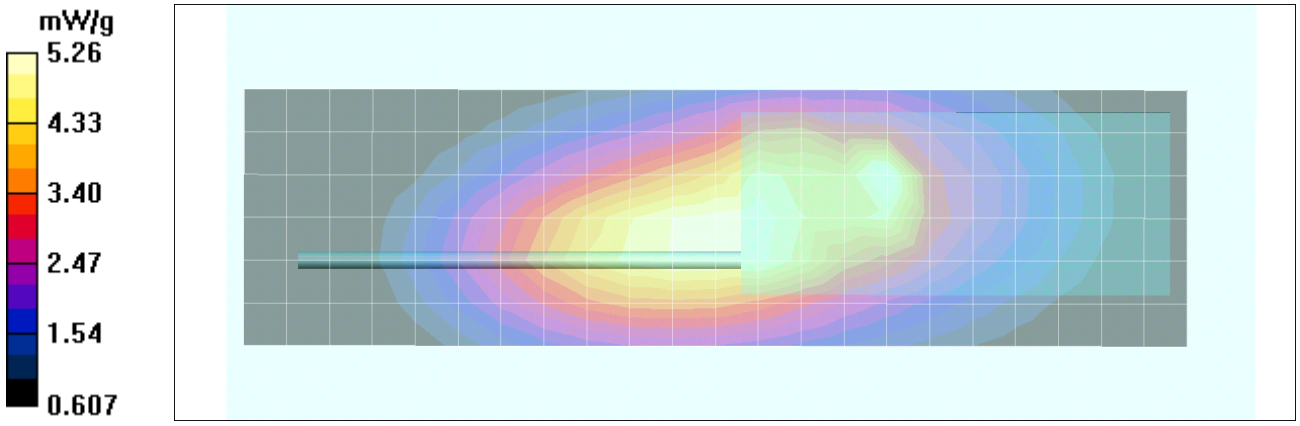

2013 Celltech Labs Inc. This document is not to be reproduced in whole or in part without the prior written permission of Celltech Labs Inc.

Plot B41

Date Tested: 06/06/2013

DUT: Harris XG-25P; Type: UHF-L PTT Radio Transceiver; Serial: 25

Program Notes: Ambient Temp: 22C; Fluid Temp: 21.9C; Barometric Pressure: 101.3 kPa; Humidity: 31%

Communication System: UHF-L
Frequency: 470 MHz; Duty Cycle: 1:1
Medium: M450 Medium parameters used: f = 470 MHz; σ = 0.94 mho/m; ε_r = 56.9; ρ = 1000 kg/m^3

- Probe: ET3DV6 - SN1590; ConvF(7.98, 7.98, 7.98); Calibrated: 24/04/2013
- Sensor-Surface: 4mm (Mechanical Surface Detection (Locations From Previous Scan Used))Sensor-Surface: 4mm (Mechanical Surface Detection)
- Electronics: DAE4 Sn353; Calibrated: 19/04/2012
- Phantom: Barski Industries; Type: Fiberglass Planar; Serial: 03-01
- Measurement SW: DASY4, V4.7 Build 80; Postprocessing SW: SEMCAD, V1.8 Build 186

470 - NiMH NIS - 1223/12 - Leather Shoulder Strap/Area Scan (7x23x1): Measurement grid: dx=15mm, dy=15mm
Maximum value of SAR (measured) = 6.13 mW/g

470 - NiMH NIS - 1223/12 - Leather Shoulder Strap/Zoom Scan (7x7x7)/Cube 0: Measurement grid: dx=5mm, dy=5mm, dz=5mm
Reference Value = 73.9 V/m; Power Drift = -0.235 dB
Peak SAR (extrapolated) = 11.5 W/kg
SAR(1 g) = 5.34 mW/g; SAR(10 g) = 3.34 mW/g
Maximum value of SAR (measured) = 5.82 mW/g

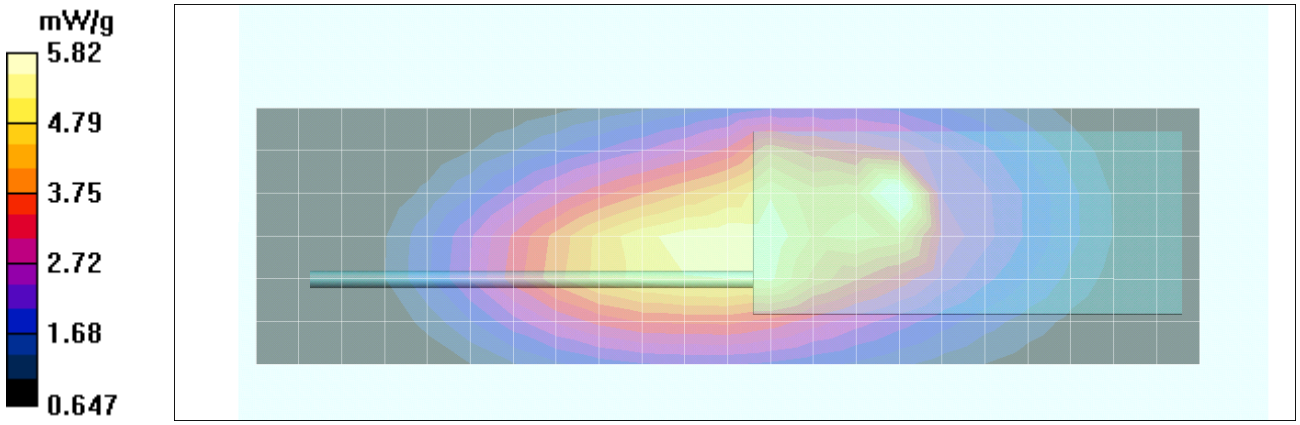

Plot B42

Date Tested: 06/06/2013

DUT: Harris XG-25P; Type: UHF-L PTT Radio Transceiver; Serial: 25

Program Notes: Ambient Temp: 22C; Fluid Temp: 21.9C; Barometric Pressure: 101.3 kPa; Humidity: 31%

Communication System: UHF-L
Frequency: 470 MHz; Duty Cycle: 1:1
Medium: M450 Medium parameters used: f = 470 MHz; σ = 0.94 mho/m; ε_r = 56.9; ρ = 1000 kg/m^3

- Probe: ET3DV6 - SN1590; ConvF(7.98, 7.98, 7.98); Calibrated: 24/04/2013
- Sensor-Surface: 4mm (Mechanical Surface Detection (Locations From Previous Scan Used))Sensor-Surface: 4mm (Mechanical Surface Detection)
- Electronics: DAE4 Sn353; Calibrated: 19/04/2012
- Phantom: Barski Industries; Type: Fiberglass Planar; Serial: 03-01
- Measurement SW: DASY4, V4.7 Build 80; Postprocessing SW: SEMCAD, V1.8 Build 186

470 - NiMH IS - 1223/12 - Leather Shoulder Strap/Area Scan (7x23x1): Measurement grid: dx=15mm, dy=15mm
Maximum value of SAR (measured) = 6.02 mW/g

470 - NiMH IS - 1223/12 - Leather Shoulder Strap/Zoom Scan (7x7x7)/Cube 0: Measurement grid: dx=5mm, dy=5mm, dz=5mm
Reference Value = 73.8 V/m; Power Drift = -0.571 dB
Peak SAR (extrapolated) = 10.8 W/kg
SAR(1 g) = 5.12 mW/g; SAR(10 g) = 3.26 mW/g
Maximum value of SAR (measured) = 5.64 mW/g

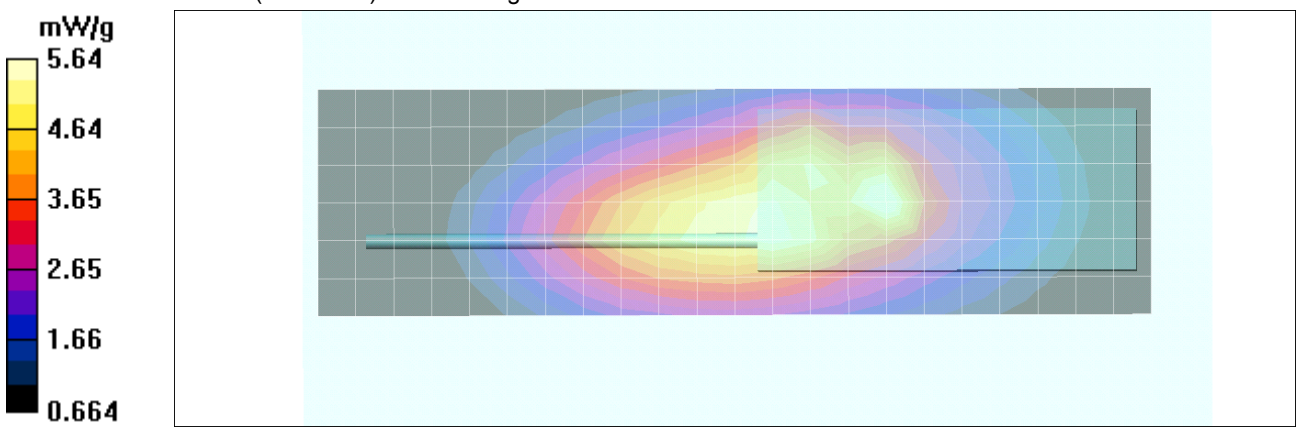

Plot B43

Date Tested: 06/06/2013

DUT: Harris XG-25P; Type: UHF-L PTT Radio Transceiver; Serial: 25

Program Notes: Ambient Temp: 22C; Fluid Temp: 21.9C; Barometric Pressure: 101.3 kPa; Humidity: 31%

Communication System: UHF-L
Frequency: 470 MHz; Duty Cycle: 1:1
Medium: M450 Medium parameters used: f = 470 MHz; σ = 0.94 mho/m; ε_r = 56.9; ρ = 1000 kg/m^3

- Probe: ET3DV6 - SN1590; ConvF(7.98, 7.98, 7.98); Calibrated: 24/04/2013
- Sensor-Surface: 4mm (Mechanical Surface Detection (Locations From Previous Scan Used))Sensor-Surface: 4mm (Mechanical Surface Detection)
- Electronics: DAE4 Sn353; Calibrated: 19/04/2012
- Phantom: Barski Industries; Type: Fiberglass Planar; Serial: 03-01
- Measurement SW: DASY4, V4.7 Build 80; Postprocessing SW: SEMCAD, V1.8 Build 186

470 - Li-ion - 1223/12 - Leather Shoulder Strap/Area Scan (7x23x1): Measurement grid: dx=15mm, dy=15mm
Maximum value of SAR (measured) = 5.52 mW/g

470 - Li-ion - 1223/12 - Leather Shoulder Strap/Zoom Scan (7x7x7)/Cube 0: Measurement grid: dx=5mm, dy=5mm, dz=5mm
Reference Value = 69.7 V/m; Power Drift = -0.169 dB
Peak SAR (extrapolated) = 10.1 W/kg
SAR(1 g) = 4.96 mW/g; SAR(10 g) = 3.22 mW/g
Maximum value of SAR (measured) = 5.46 mW/g

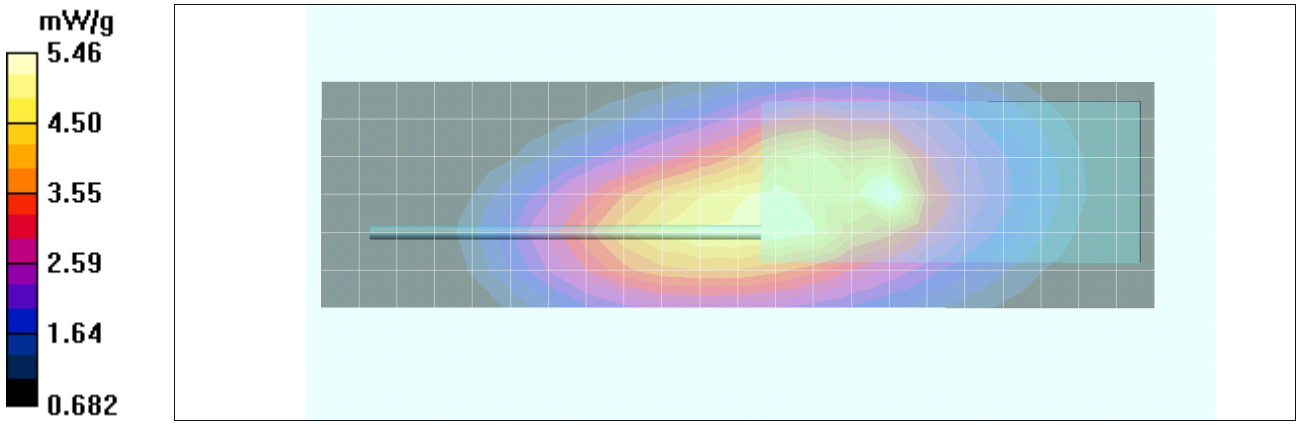

Plot B44

Date Tested: 06/06/2013

DUT: Harris XG-25P; Type: UHF-L PTT Radio Transceiver; Serial: 50

Program Notes: Ambient Temp: 22C; Fluid Temp: 21.9C; Barometric Pressure: 101.3 kPa; Humidity: 31%

Communication System: UHF-L
Frequency: 408 MHz; Duty Cycle: 1:1
Medium: M450 Medium parameters used (interpolated): f = 408 MHz; σ = 0.9 mho/m; ε_r = 57.6; ρ = 1000 kg/m^3

- Probe: ET3DV6 - SN1590; ConvF(7.98, 7.98, 7.98); Calibrated: 24/04/2013
- Sensor-Surface: 4mm (Mechanical Surface Detection (Locations From Previous Scan Used))Sensor-Surface: 4mm (Mechanical Surface Detection)
- Electronics: DAE4 Sn353; Calibrated: 19/04/2012
- Phantom: Barski Industries; Type: Fiberglass Planar; Serial: 03-01
- Measurement SW: DASY4, V4.7 Build 80; Postprocessing SW: SEMCAD, V1.8 Build 186

SCAN - 408 - Li-Poly - 1219/10 - Leather Shoulder Strap/Area Scan (7x23x1): Measurement grid: dx=15mm, dy=15mm

Info: Interpolated medium parameters used for SAR evaluation.
Maximum value of SAR (measured) = 3.93 mW/g

SCAN - 408 - Li-Poly - 1219/10 - Leather Shoulder Strap/Zoom Scan (7x7x7)/Cube 0: Measurement grid: dx=5mm, dy=5mm, dz=5mm
Reference Value = 60.8 V/m; Power Drift = -0.270 dB
Peak SAR (extrapolated) = 5.01 W/kg
SAR(1 g) = 3.42 mW/g; SAR(10 g) = 2.49 mW/g

Info: Interpolated medium parameters used for SAR evaluation.
Maximum value of SAR (measured) = 3.58 mW/g

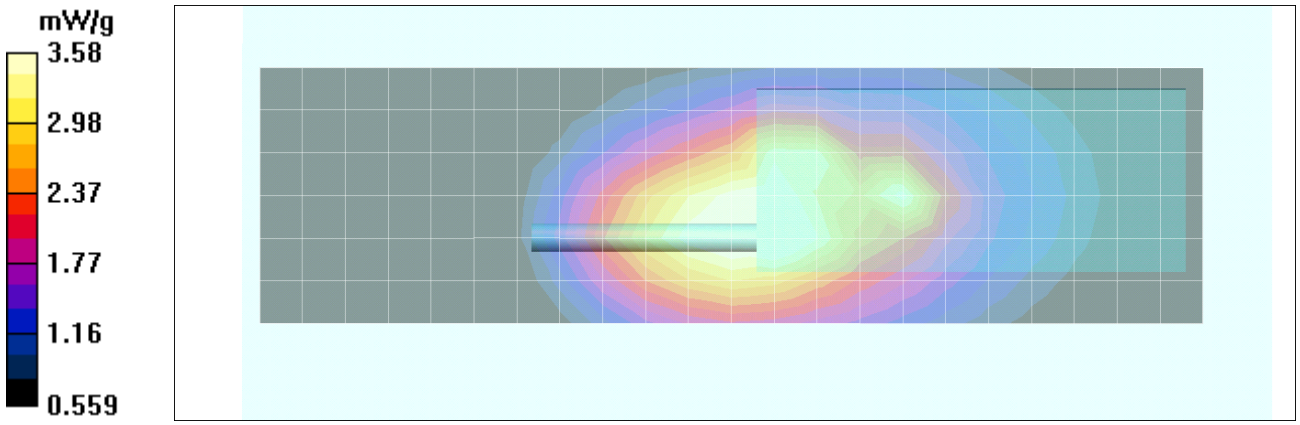

Plot B45

Date Tested: 06/06/2013

DUT: Harris XG-25P; Type: UHF-L PTT Radio Transceiver; Serial: 50

Program Notes: Ambient Temp: 22C; Fluid Temp: 21.9C; Barometric Pressure: 101.3 kPa; Humidity: 31%

Communication System: UHF-L
Frequency: 470 MHz; Duty Cycle: 1:1
Medium: M450 Medium parameters used: f = 470 MHz; σ = 0.94 mho/m; ε_r = 56.9; ρ = 1000 kg/m^3

- Probe: ET3DV6 - SN1590; ConvF(7.98, 7.98, 7.98); Calibrated: 24/04/2013
- Sensor-Surface: 4mm (Mechanical Surface Detection (Locations From Previous Scan Used))Sensor-Surface: 4mm (Mechanical Surface Detection)
- Electronics: DAE4 Sn353; Calibrated: 19/04/2012
- Phantom: Barski Industries; Type: Fiberglass Planar; Serial: 03-01
- Measurement SW: DASY4, V4.7 Build 80; Postprocessing SW: SEMCAD, V1.8 Build 186

SCAN - 470 - Li-Poly - 1219/12 - Leather Shoulder Strap/Area Scan (7x23x1): Measurement grid: dx=15mm, dy=15mm
Maximum value of SAR (measured) = 6.20 mW/g

SCAN - 470 - Li-Poly - 1219/12 - Leather Shoulder Strap/Zoom Scan (7x7x7)/Cube 0: Measurement grid: dx=5mm, dy=5mm, dz=5mm
Reference Value = 70.1 V/m; Power Drift = -0.168 dB
Peak SAR (extrapolated) = 10.8 W/kg
SAR(1 g) = 5.35 mW/g; SAR(10 g) = 3.48 mW/g
Maximum value of SAR (measured) = 5.98 mW/g

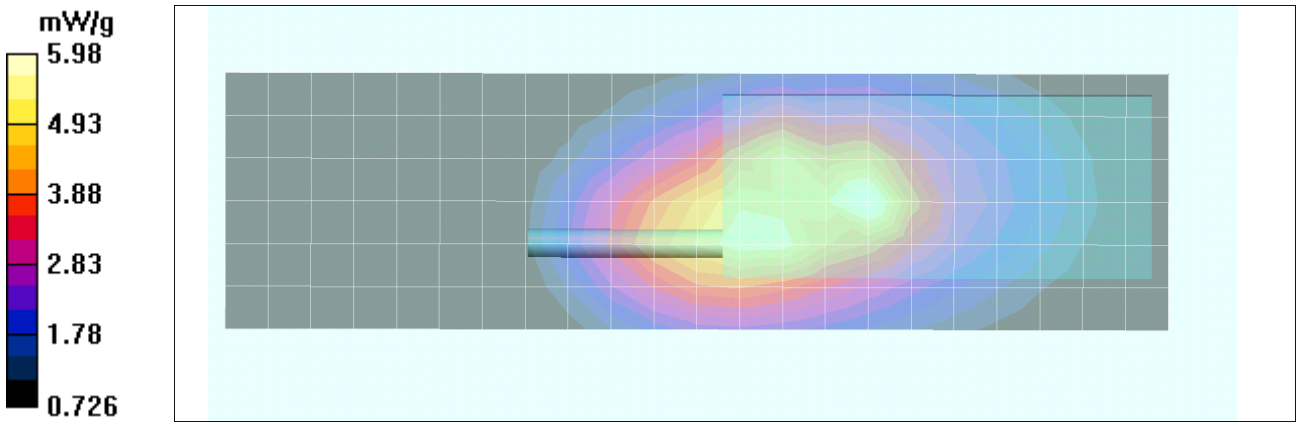

Z-Axis Scan

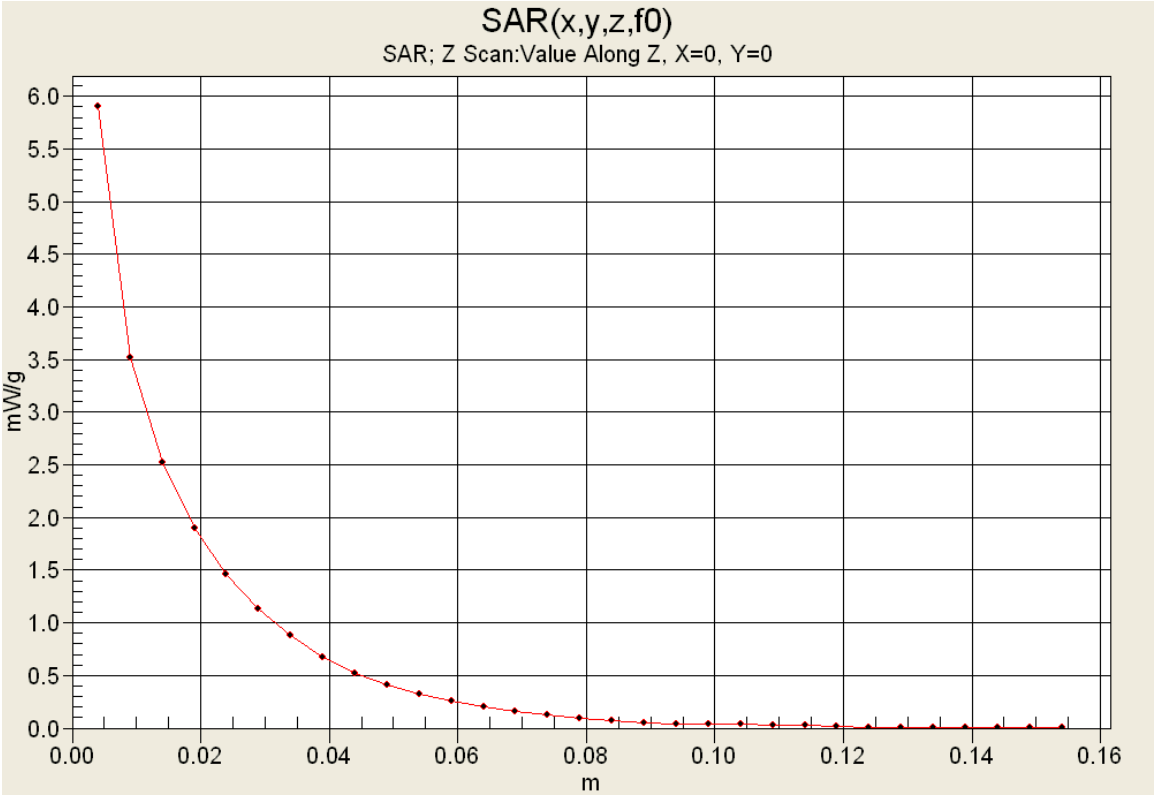

2013 Celltech Labs Inc. This document is not to be reproduced in whole or in part without the prior written permission of Celltech Labs Inc.

Plot B46

Date Tested: 06/06/2013

DUT: Harris XG-25P; Type: UHF-L PTT Radio Transceiver; Serial: 50

Program Notes: Ambient Temp: 22C; Fluid Temp: 21.9C; Barometric Pressure: 101.3 kPa; Humidity: 31%

Communication System: UHF-L
Frequency: 408 MHz; Duty Cycle: 1:1
Medium: M450 Medium parameters used (interpolated): f = 408 MHz; σ = 0.9 mho/m; ε_r = 57.6; ρ = 1000 kg/m^3

- Probe: ET3DV6 - SN1590; ConvF(7.98, 7.98, 7.98); Calibrated: 24/04/2013
- Sensor-Surface: 4mm (Mechanical Surface Detection (Locations From Previous Scan Used))Sensor-Surface: 4mm (Mechanical Surface Detection)
- Electronics: DAE4 Sn353; Calibrated: 19/04/2012
- Phantom: Barski Industries; Type: Fiberglass Planar; Serial: 03-01
- Measurement SW: DASY4, V4.7 Build 80; Postprocessing SW: SEMCAD, V1.8 Build 186

SCAN - 408 - Li-Poly - 1223/10 - Leather Shoulder Strap/Area Scan (7x23x1): Measurement grid: dx=15mm, dy=15mm

Info: Interpolated medium parameters used for SAR evaluation.
Maximum value of SAR (measured) = 3.78 mW/g

SCAN - 408 - Li-Poly - 1223/10 - Leather Shoulder Strap/Zoom Scan (7x7x7)/Cube 0: Measurement grid: dx=5mm, dy=5mm, dz=5mm
Reference Value = 62.5 V/m; Power Drift = 0.061 dB
Peak SAR (extrapolated) = 5.03 W/kg
SAR(1 g) = 3.54 mW/g; SAR(10 g) = 2.61 mW/g

Info: Interpolated medium parameters used for SAR evaluation.
Maximum value of SAR (measured) = 3.73 mW/g

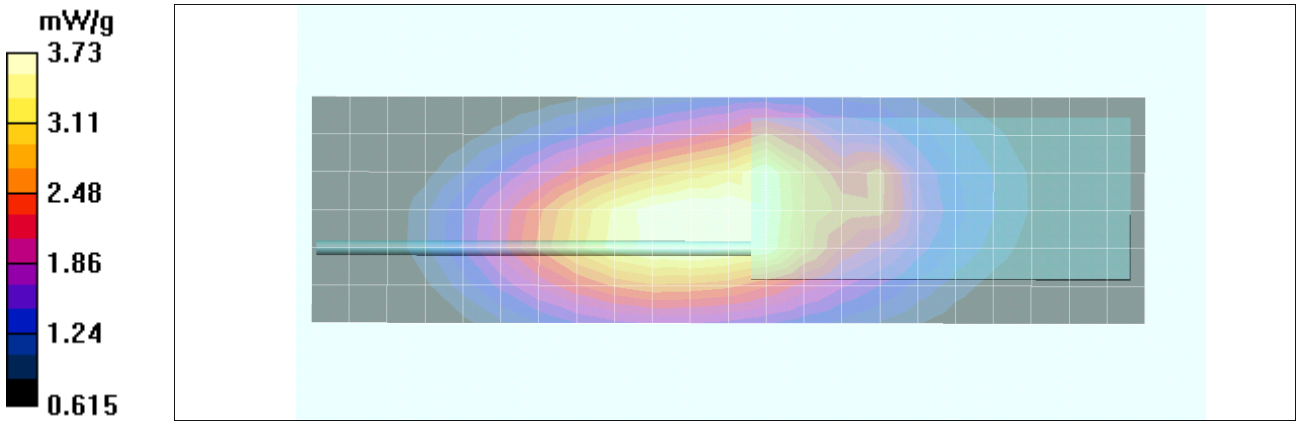

Plot B47

Date Tested: 06/06/2013

DUT: Harris XG-25P; Type: UHF-L PTT Radio Transceiver; Serial: 50

Program Notes: Ambient Temp: 22C; Fluid Temp: 21.9C; Barometric Pressure: 101.3 kPa; Humidity: 31%

Communication System: UHF-L
Frequency: 470 MHz; Duty Cycle: 1:1
Medium: M450 Medium parameters used: f = 470 MHz; σ = 0.94 mho/m; ε_r = 56.9; ρ = 1000 kg/m^3

- Probe: ET3DV6 - SN1590; ConvF(7.98, 7.98, 7.98); Calibrated: 24/04/2013
- Sensor-Surface: 4mm (Mechanical Surface Detection (Locations From Previous Scan Used))Sensor-Surface: 4mm (Mechanical Surface Detection)
- Electronics: DAE4 Sn353; Calibrated: 19/04/2012
- Phantom: Barski Industries; Type: Fiberglass Planar; Serial: 03-01
- Measurement SW: DASY4, V4.7 Build 80; Postprocessing SW: SEMCAD, V1.8 Build 186

SCAN - 470 - NiMH NIS - 1223/12 - Leather Shoulder Strap/Area Scan (7x23x1): Measurement grid: dx=15mm, dy=15mm
Maximum value of SAR (measured) = 5.05 mW/g

SCAN - 470 - NiMH NIS - 1223/12 - Leather Shoulder Strap/Zoom Scan (7x7x7)/Cube 0: Measurement grid: dx=5mm, dy=5mm, dz=5mm
Reference Value = 70.1 V/m; Power Drift = -0.159 dB
Peak SAR (extrapolated) = 7.01 W/kg
SAR(1 g) = 4.68 mW/g; SAR(10 g) = 3.41 mW/g
Maximum value of SAR (measured) = 4.94 mW/g

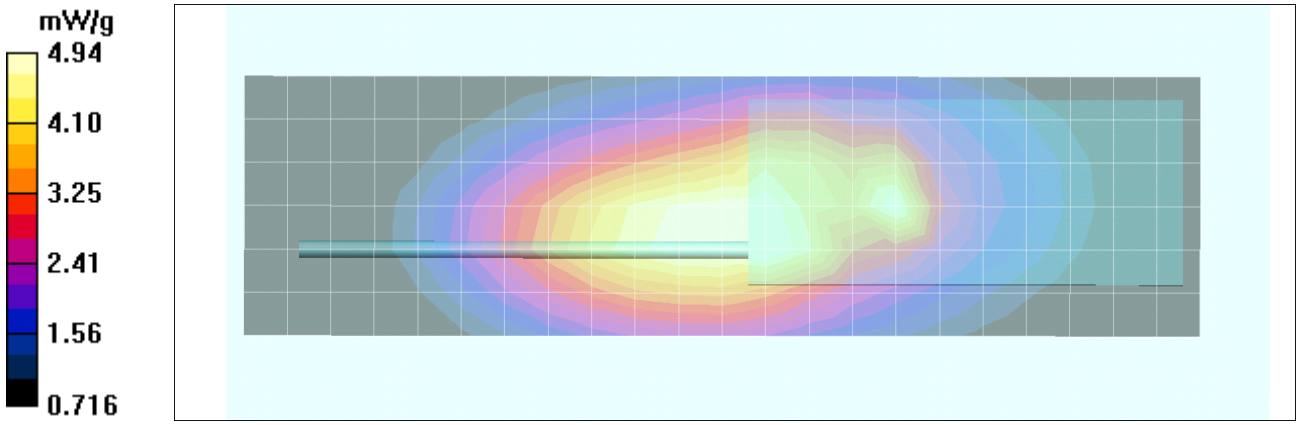

Plot B48

Date Tested: 06/07/2013

DUT: Harris XG-25P; Type: UHF-L PTT Radio Transceiver; Serial: 25

Program Notes: Ambient Temp: 22C; Fluid Temp: 21.9C; Barometric Pressure: 101.3 kPa; Humidity: 31%

Communication System: UHF-L
Frequency: 408 MHz; Duty Cycle: 1:1
Medium: M450 Medium parameters used (interpolated): f = 408 MHz; σ = 0.9 mho/m; ε_r = 57.6; ρ = 1000 kg/m^3

- Probe: ET3DV6 - SN1590; ConvF(7.98, 7.98, 7.98); Calibrated: 24/04/2013
- Sensor-Surface: 4mm (Mechanical Surface Detection (Locations From Previous Scan Used))Sensor-Surface: 4mm (Mechanical Surface Detection)
- Electronics: DAE4 Sn353; Calibrated: 19/04/2012
- Phantom: Barski Industries; Type: Fiberglass Planar; Serial: 03-01
- Measurement SW: DASY4, V4.7 Build 80; Postprocessing SW: SEMCAD, V1.8 Build 186

408 - Li-Poly - 1219/10 - Belt-loop Swivel/Area Scan (7x23x1): Measurement grid: dx=15mm, dy=15mm

Info: Interpolated medium parameters used for SAR evaluation.
Maximum value of SAR (measured) = 3.03 mW/g

408 - Li-Poly - 1219/10 - Belt-loop Swivel/Zoom Scan (7x7x7)/Cube 0: Measurement grid: dx=5mm, dy=5mm, dz=5mm
Reference Value = 57.4 V/m; Power Drift = -0.423 dB
Peak SAR (extrapolated) = 3.83 W/kg
SAR(1 g) = 2.7 mW/g; SAR(10 g) = 1.99 mW/g

Info: Interpolated medium parameters used for SAR evaluation.
Maximum value of SAR (measured) = 2.83 mW/g

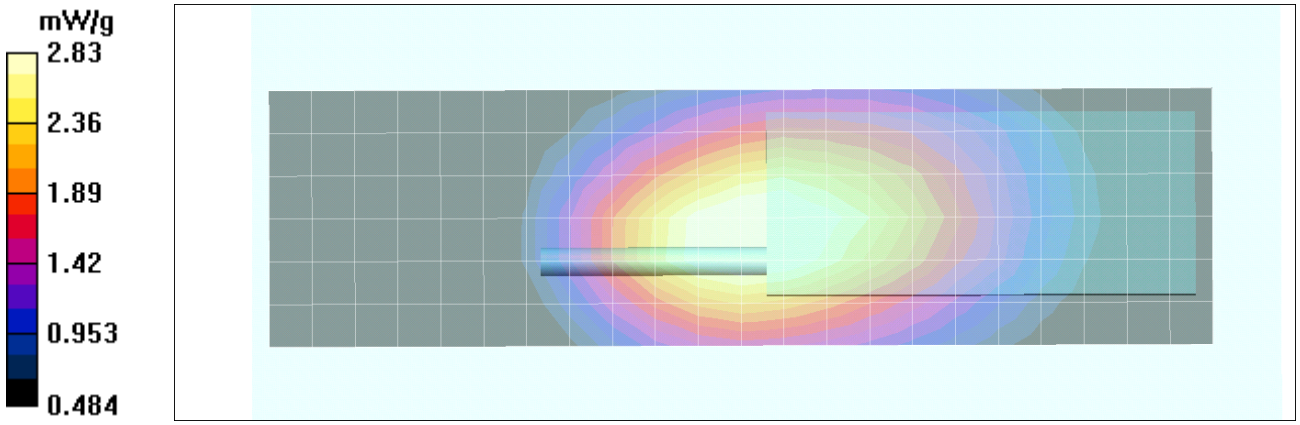

Plot B49

Date Tested: 06/07/2013

DUT: Harris XG-25P; Type: UHF-L PTT Radio Transceiver; Serial: 25

Program Notes: Ambient Temp: 22C; Fluid Temp: 21.9C; Barometric Pressure: 101.3 kPa; Humidity: 31%

Communication System: UHF-L
Frequency: 470 MHz; Duty Cycle: 1:1
Medium: M450 Medium parameters used: f = 470 MHz; σ = 0.94 mho/m; ε_r = 56.9; ρ = 1000 kg/m^3

- Probe: ET3DV6 - SN1590; ConvF(7.98, 7.98, 7.98); Calibrated: 24/04/2013
- Sensor-Surface: 4mm (Mechanical Surface Detection (Locations From Previous Scan Used))Sensor-Surface: 4mm (Mechanical Surface Detection)
- Electronics: DAE4 Sn353; Calibrated: 19/04/2012
- Phantom: Barski Industries; Type: Fiberglass Planar; Serial: 03-01
- Measurement SW: DASY4, V4.7 Build 80; Postprocessing SW: SEMCAD, V1.8 Build 186

470 - Li-Poly - 1219/12 - Belt-loop Swivel/Area Scan (7x23x1): Measurement grid: dx=15mm, dy=15mm
Maximum value of SAR (measured) = 4.13 mW/g

470 - Li-Poly - 1219/12 - Belt-loop Swivel/Zoom Scan (7x7x7)/Cube 0: Measurement grid: dx=5mm, dy=5mm, dz=5mm
Reference Value = 63.6 V/m; Power Drift = -0.272 dB
Peak SAR (extrapolated) = 5.09 W/kg
SAR(1 g) = 3.59 mW/g; SAR(10 g) = 2.65 mW/g
Maximum value of SAR (measured) = 3.76 mW/g

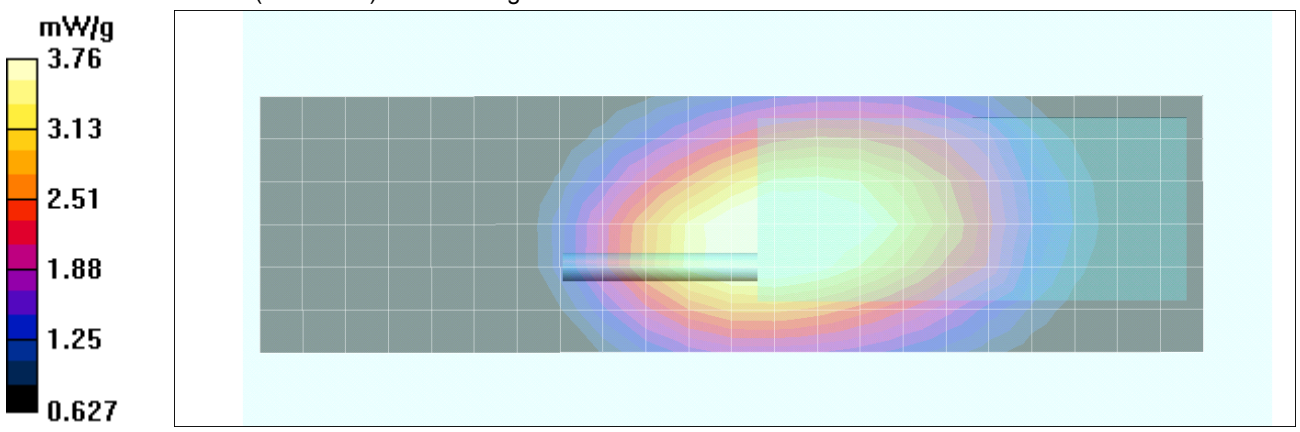

Plot B50

Date Tested: 06/07/2013

DUT: Harris XG-25P; Type: UHF-L PTT Radio Transceiver; Serial: 25

Program Notes: Ambient Temp: 22C; Fluid Temp: 21.9C; Barometric Pressure: 101.3 kPa; Humidity: 31%

Communication System: UHF-L
Frequency: 408 MHz; Duty Cycle: 1:1
Medium: M450 Medium parameters used (interpolated): f = 408 MHz; σ = 0.9 mho/m; ε_r = 57.6; ρ = 1000 kg/m^3

- Probe: ET3DV6 - SN1590; ConvF(7.98, 7.98, 7.98); Calibrated: 24/04/2013
- Sensor-Surface: 4mm (Mechanical Surface Detection (Locations From Previous Scan Used))Sensor-Surface: 4mm (Mechanical Surface Detection)
- Electronics: DAE4 Sn353; Calibrated: 19/04/2012
- Phantom: Barski Industries; Type: Fiberglass Planar; Serial: 03-01
- Measurement SW: DASY4, V4.7 Build 80; Postprocessing SW: SEMCAD, V1.8 Build 186

408 - Li-Poly - 1223/10 - Belt-loop Swivel/Area Scan (7x23x1): Measurement grid: dx=15mm, dy=15mm

Info: Interpolated medium parameters used for SAR evaluation.
Maximum value of SAR (measured) = 3.12 mW/g

408 - Li-Poly - 1223/10 - Belt-loop Swivel/Zoom Scan (7x7x7)/Cube 0: Measurement grid: dx=5mm, dy=5mm, dz=5mm
Reference Value = 56.4 V/m; Power Drift = -0.187 dB
Peak SAR (extrapolated) = 3.92 W/kg
SAR(1 g) = 2.78 mW/g; SAR(10 g) = 2.07 mW/g

Info: Interpolated medium parameters used for SAR evaluation.
Maximum value of SAR (measured) = 2.91 mW/g

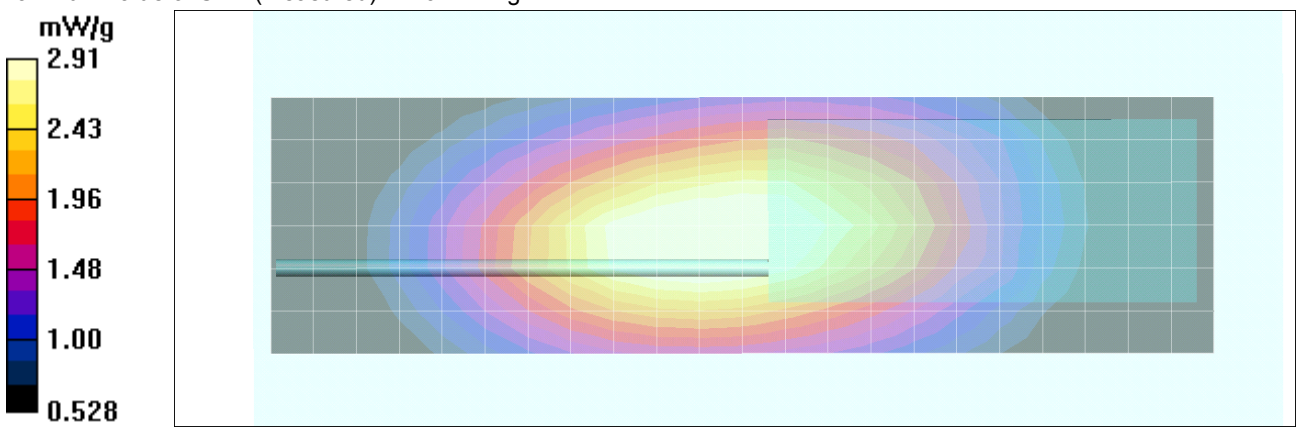

Plot B51

Date Tested: 06/07/2013

DUT: Harris XG-25P; Type: UHF-L PTT Radio Transceiver; Serial: 25

Program Notes: Ambient Temp: 22C; Fluid Temp: 21.9C; Barometric Pressure: 101.3 kPa; Humidity: 31%

Communication System: UHF-L
Frequency: 470 MHz; Duty Cycle: 1:1
Medium: M450 Medium parameters used: f = 470 MHz; σ = 0.94 mho/m; ε_r = 56.9; ρ = 1000 kg/m^3

- Probe: ET3DV6 - SN1590; ConvF(7.98, 7.98, 7.98); Calibrated: 24/04/2013
- Sensor-Surface: 4mm (Mechanical Surface Detection (Locations From Previous Scan Used))Sensor-Surface: 4mm (Mechanical Surface Detection)
- Electronics: DAE4 Sn353; Calibrated: 19/04/2012
- Phantom: Barski Industries; Type: Fiberglass Planar; Serial: 03-01
- Measurement SW: DASY4, V4.7 Build 80; Postprocessing SW: SEMCAD, V1.8 Build 186

470 - Li-Poly - 1223/12 - Belt-loop Swivel/Area Scan (7x23x1): Measurement grid: dx=15mm, dy=15mm
Maximum value of SAR (measured) = 3.82 mW/g

470 - Li-Poly - 1223/12 - Belt-loop Swivel/Zoom Scan (7x7x7)/Cube 0: Measurement grid: dx=5mm, dy=5mm, dz=5mm
Reference Value = 62.2 V/m; Power Drift = -0.207 dB
Peak SAR (extrapolated) = 4.78 W/kg
SAR(1 g) = 3.38 mW/g; SAR(10 g) = 2.49 mW/g
Maximum value of SAR (measured) = 3.53 mW/g

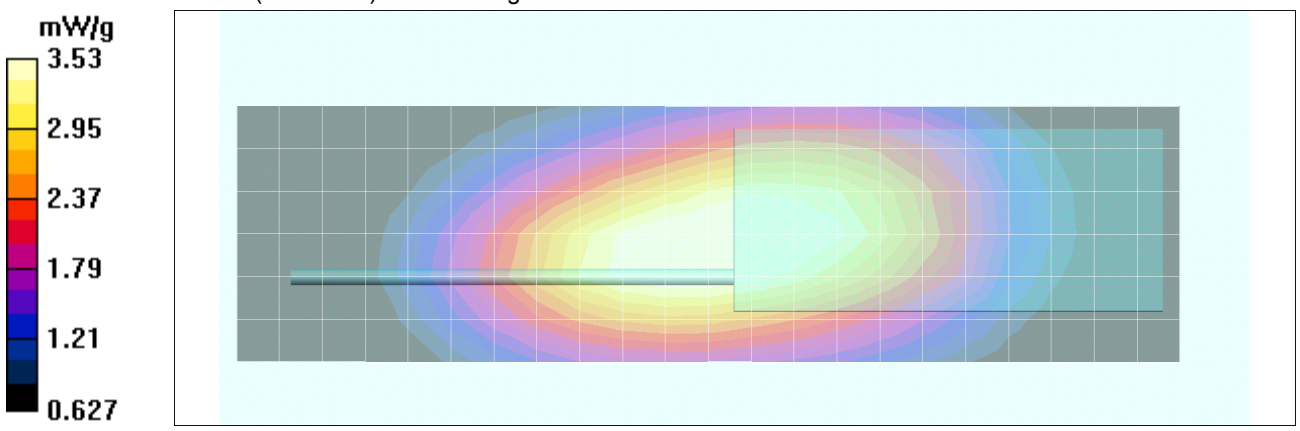

2013 Celltech Labs Inc. This document is not to be reproduced in whole or in part without the prior written permission of Celltech Labs Inc.

Plot B52

Date Tested: 06/07/2013

DUT: Harris XG-25P; Type: UHF-L PTT Radio Transceiver; Serial: 25

Program Notes: Ambient Temp: 22C; Fluid Temp: 21.9C; Barometric Pressure: 101.3 kPa; Humidity: 31%

Communication System: UHF-L
Frequency: 470 MHz; Duty Cycle: 1:1
Medium: M450 Medium parameters used: f = 470 MHz; σ = 0.94 mho/m; ε_r = 56.9; ρ = 1000 kg/m^3

- Probe: ET3DV6 - SN1590; ConvF(7.98, 7.98, 7.98); Calibrated: 24/04/2013
- Sensor-Surface: 4mm (Mechanical Surface Detection (Locations From Previous Scan Used))Sensor-Surface: 4mm (Mechanical Surface Detection)
- Electronics: DAE4 Sn353; Calibrated: 19/04/2012
- Phantom: Barski Industries; Type: Fiberglass Planar; Serial: 03-01
- Measurement SW: DASY4, V4.7 Build 80; Postprocessing SW: SEMCAD, V1.8 Build 186

470 - NiMH-NIS - 1219/12 - Belt-loop Swivel/Area Scan (7x23x1): Measurement grid: dx=15mm, dy=15mm
Maximum value of SAR (measured) = 4.02 mW/g

470 - NiMH-NIS - 1219/12 - Belt-loop Swivel/Zoom Scan (7x7x7)/Cube 0: Measurement grid: dx=5mm, dy=5mm, dz=5mm
Reference Value = 63.2 V/m; Power Drift = -0.278 dB
Peak SAR (extrapolated) = 4.97 W/kg
SAR(1 g) = 3.55 mW/g; SAR(10 g) = 2.62 mW/g
Maximum value of SAR (measured) = 3.70 mW/g

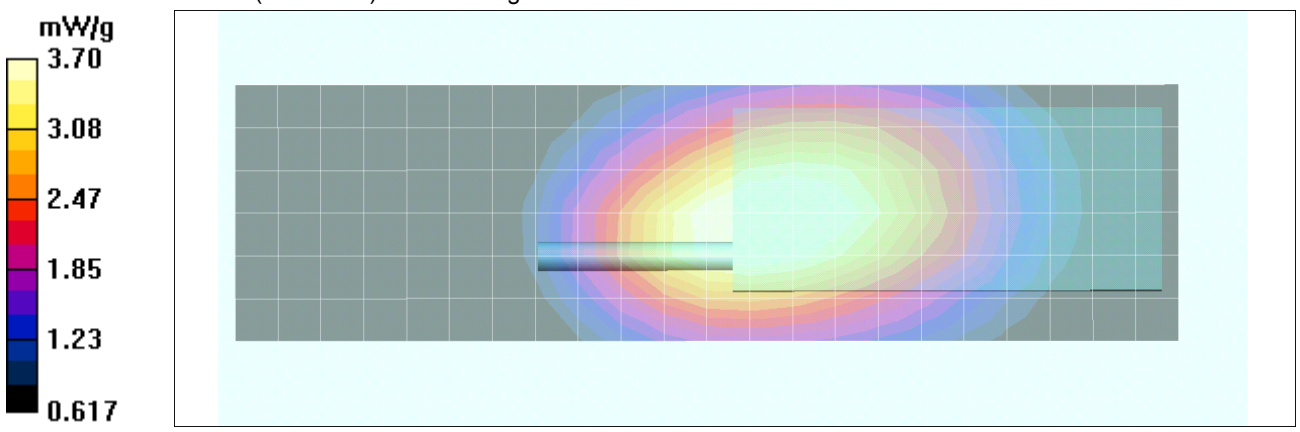

Plot B53

Date Tested: 06/07/2013

DUT: Harris XG-25P; Type: UHF-L PTT Radio Transceiver; Serial: 25

Program Notes: Ambient Temp: 22C; Fluid Temp: 21.9C; Barometric Pressure: 101.3 kPa; Humidity: 31%

Communication System: UHF-L
Frequency: 470 MHz; Duty Cycle: 1:1
Medium: M450 Medium parameters used: f = 470 MHz; σ = 0.94 mho/m; ε_r = 56.9; ρ = 1000 kg/m^3

- Probe: ET3DV6 - SN1590; ConvF(7.98, 7.98, 7.98); Calibrated: 24/04/2013
- Sensor-Surface: 4mm (Mechanical Surface Detection (Locations From Previous Scan Used))Sensor-Surface: 4mm (Mechanical Surface Detection)
- Electronics: DAE4 Sn353; Calibrated: 19/04/2012
- Phantom: Barski Industries; Type: Fiberglass Planar; Serial: 03-01
- Measurement SW: DASY4, V4.7 Build 80; Postprocessing SW: SEMCAD, V1.8 Build 186

470 - NiMH-IS - 1219/12 - Belt-loop Swivel/Area Scan (7x23x1): Measurement grid: dx=15mm, dy=15mm
Maximum value of SAR (measured) = 4.08 mW/g

470 - NiMH-IS - 1219/12 - Belt-loop Swivel/Zoom Scan (7x7x7)/Cube 0: Measurement grid: dx=5mm, dy=5mm, dz=5mm
Reference Value = 63.5 V/m; Power Drift = -0.383 dB
Peak SAR (extrapolated) = 5.10 W/kg
SAR(1 g) = 3.64 mW/g; SAR(10 g) = 2.69 mW/g
Maximum value of SAR (measured) = 3.80 mW/g

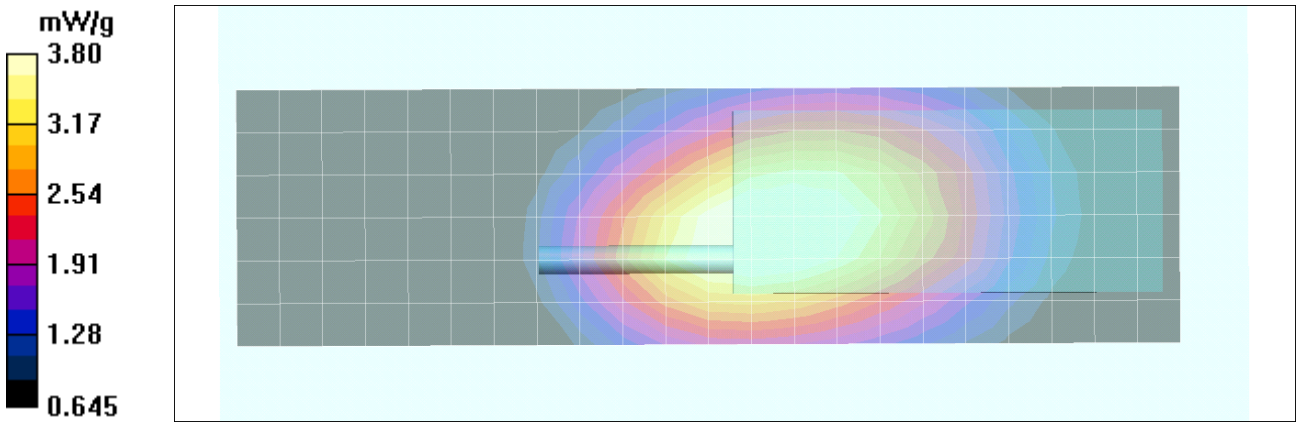

Plot B54

Date Tested: 06/07/2013

DUT: Harris XG-25P; Type: UHF-L PTT Radio Transceiver; Serial: 25

Program Notes: Ambient Temp: 22C; Fluid Temp: 21.9C; Barometric Pressure: 101.3 kPa; Humidity: 31%

Communication System: UHF-L
Frequency: 470 MHz; Duty Cycle: 1:1
Medium: M450 Medium parameters used: f = 470 MHz; σ = 0.94 mho/m; ε_r = 56.9; ρ = 1000 kg/m^3

- Probe: ET3DV6 - SN1590; ConvF(7.98, 7.98, 7.98); Calibrated: 24/04/2013
- Sensor-Surface: 4mm (Mechanical Surface Detection (Locations From Previous Scan Used))Sensor-Surface: 4mm (Mechanical Surface Detection)
- Electronics: DAE4 Sn353; Calibrated: 19/04/2012
- Phantom: Barski Industries; Type: Fiberglass Planar; Serial: 03-01
- Measurement SW: DASY4, V4.7 Build 80; Postprocessing SW: SEMCAD, V1.8 Build 186

470 - Li-ion - 1219/12 - Belt-loop Swivel/Area Scan (7x23x1): Measurement grid: dx=15mm, dy=15mm
Maximum value of SAR (measured) = 3.73 mW/g

470 - Li-ion - 1219/12 - Belt-loop Swivel/Zoom Scan (7x7x7)/Cube 0: Measurement grid: dx=5mm, dy=5mm, dz=5mm
Reference Value = 61.6 V/m; Power Drift = -0.520 dB
Peak SAR (extrapolated) = 4.53 W/kg
SAR(1 g) = 3.23 mW/g; SAR(10 g) = 2.4 mW/g
Maximum value of SAR (measured) = 3.37 mW/g

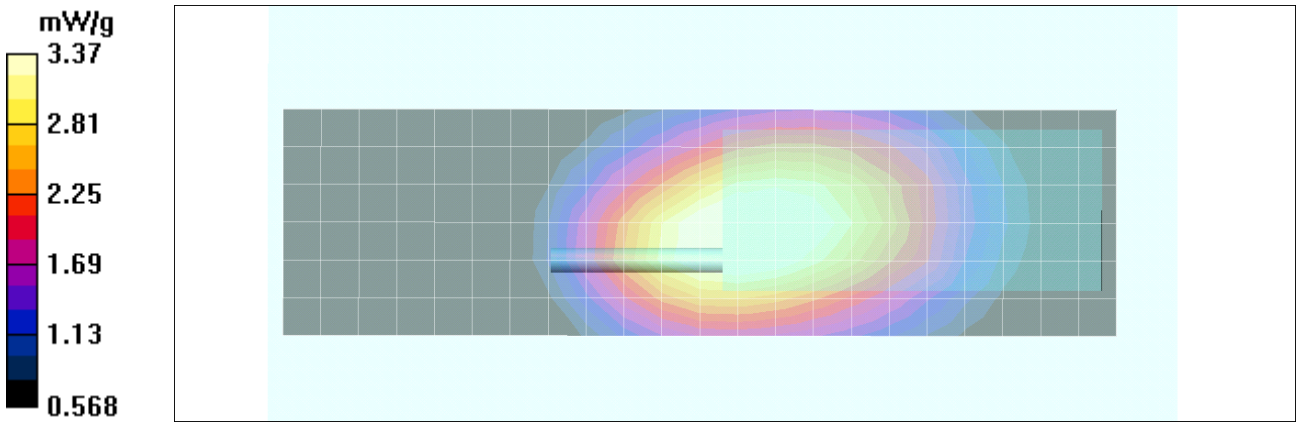

Plot B55

Date Tested: 06/07/2013

DUT: Harris XG-25P; Type: UHF-L PTT Radio Transceiver; Serial: 50

Program Notes: Ambient Temp: 22C; Fluid Temp: 21.9C; Barometric Pressure: 101.3 kPa; Humidity: 31%

Communication System: UHF-L
Frequency: 408 MHz; Duty Cycle: 1:1
Medium: M450 Medium parameters used (interpolated): f = 408 MHz; σ = 0.9 mho/m; ε_r = 57.6; ρ = 1000 kg/m^3

- Probe: ET3DV6 - SN1590; ConvF(7.98, 7.98, 7.98); Calibrated: 24/04/2013
- Sensor-Surface: 4mm (Mechanical Surface Detection (Locations From Previous Scan Used))Sensor-Surface: 4mm (Mechanical Surface Detection)
- Electronics: DAE4 Sn353; Calibrated: 19/04/2012
- Phantom: Barski Industries; Type: Fiberglass Planar; Serial: 03-01
- Measurement SW: DASY4, V4.7 Build 80; Postprocessing SW: SEMCAD, V1.8 Build 186

SCAN - 408 - Li-Poly - 1219/10 - Belt-loop Swivel/Area Scan (7x23x1): Measurement grid: dx=15mm, dy=15mm

Info: Interpolated medium parameters used for SAR evaluation.
Maximum value of SAR (measured) = 3.08 mW/g

SCAN - 408 - Li-Poly - 1219/10 - Belt-loop Swivel/Zoom Scan (7x7x7)/Cube 0: Measurement grid: dx=5mm, dy=5mm, dz=5mm
Reference Value = 58.3 V/m; Power Drift = -0.273 dB
Peak SAR (extrapolated) = 3.96 W/kg
SAR(1 g) = 2.82 mW/g; SAR(10 g) = 2.09 mW/g

Info: Interpolated medium parameters used for SAR evaluation.
Maximum value of SAR (measured) = 2.94 mW/g

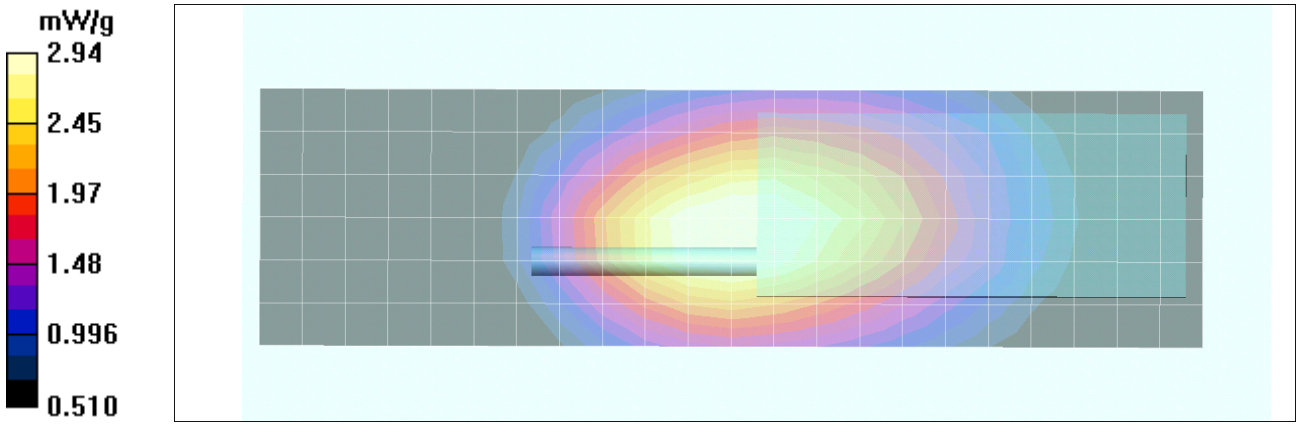

Plot B56

Date Tested: 06/07/2013

DUT: Harris XG-25P; Type: UHF-L PTT Radio Transceiver; Serial: 50

Program Notes: Ambient Temp: 22C; Fluid Temp: 21.9C; Barometric Pressure: 101.3 kPa; Humidity: 31%

Communication System: UHF-L
Frequency: 470 MHz; Duty Cycle: 1:1
Medium: M450 Medium parameters used: f = 470 MHz; σ = 0.94 mho/m; ε_r = 56.9; ρ = 1000 kg/m^3

- Probe: ET3DV6 - SN1590; ConvF(7.98, 7.98, 7.98); Calibrated: 24/04/2013
- Sensor-Surface: 4mm (Mechanical Surface Detection (Locations From Previous Scan Used))Sensor-Surface: 4mm (Mechanical Surface Detection)
- Electronics: DAE4 Sn353; Calibrated: 19/04/2012
- Phantom: Barski Industries; Type: Fiberglass Planar; Serial: 03-01
- Measurement SW: DASY4, V4.7 Build 80; Postprocessing SW: SEMCAD, V1.8 Build 186

SCAN - 470 - NiMH-IS - 1219/12 - Belt-loop Swivel/Area Scan (7x23x1): Measurement grid: dx=15mm, dy=15mm
Maximum value of SAR (measured) = 4.19 mW/g

SCAN - 470 - NiMH-IS - 1219/12 - Belt-loop Swivel/Zoom Scan (7x7x7)/Cube 0: Measurement grid: dx=5mm, dy=5mm, dz=5mm
Reference Value = 63.0 V/m; Power Drift = -0.069 dB
Peak SAR (extrapolated) = 5.31 W/kg
SAR(1 g) = 3.74 mW/g; SAR(10 g) = 2.77 mW/g
Maximum value of SAR (measured) = 3.93 mW/g

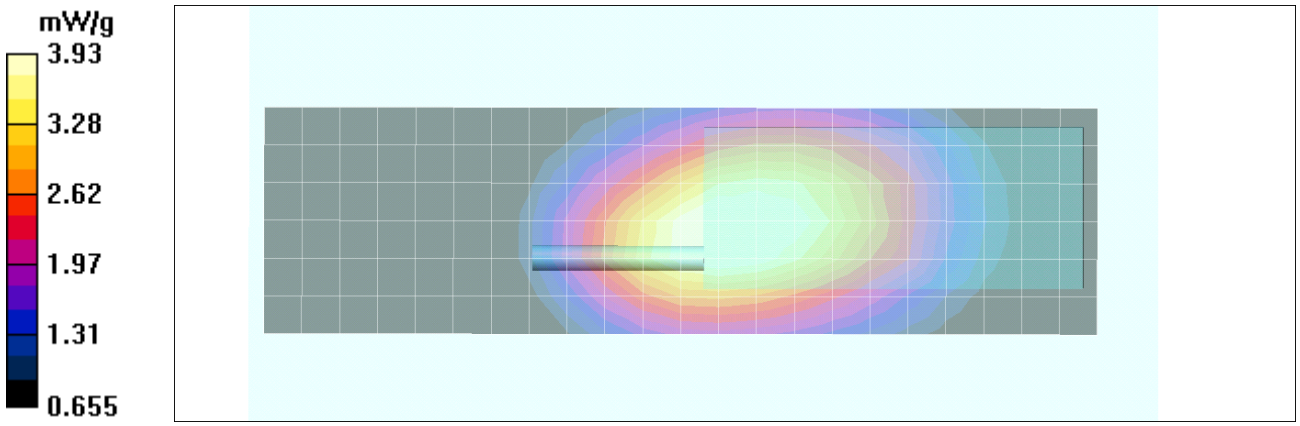

Plot B57

Date Tested: 06/07/2013

DUT: Harris XG-25P; Type: UHF-L PTT Radio Transceiver; Serial: 50

Program Notes: Ambient Temp: 22C; Fluid Temp: 21.9C; Barometric Pressure: 101.3 kPa; Humidity: 31%

Communication System: UHF-L
Frequency: 408 MHz; Duty Cycle: 1:1
Medium: M450 Medium parameters used (interpolated): f = 408 MHz; σ = 0.9 mho/m; ε_r = 57.6; ρ = 1000 kg/m^3

- Probe: ET3DV6 - SN1590; ConvF(7.98, 7.98, 7.98); Calibrated: 24/04/2013
- Sensor-Surface: 4mm (Mechanical Surface Detection (Locations From Previous Scan Used))Sensor-Surface: 4mm (Mechanical Surface Detection)
- Electronics: DAE4 Sn353; Calibrated: 19/04/2012
- Phantom: Barski Industries; Type: Fiberglass Planar; Serial: 03-01
- Measurement SW: DASY4, V4.7 Build 80; Postprocessing SW: SEMCAD, V1.8 Build 186

SCAN - 408 - Li-Poly - 1223/10 - Belt-loop Swivel/Area Scan (7x23x1): Measurement grid: dx=15mm, dy=15mm

Info: Interpolated medium parameters used for SAR evaluation.
Maximum value of SAR (measured) = 2.63 mW/g

SCAN - 408 - Li-Poly - 1223/10 - Belt-loop Swivel/Zoom Scan (7x7x7)/Cube 0: Measurement grid: dx=5mm, dy=5mm, dz=5mm
Reference Value = 52.4 V/m; Power Drift = 0.084 dB
Peak SAR (extrapolated) = 3.48 W/kg
SAR(1 g) = 2.48 mW/g; SAR(10 g) = 1.84 mW/g

Info: Interpolated medium parameters used for SAR evaluation.
Maximum value of SAR (measured) = 2.59 mW/g

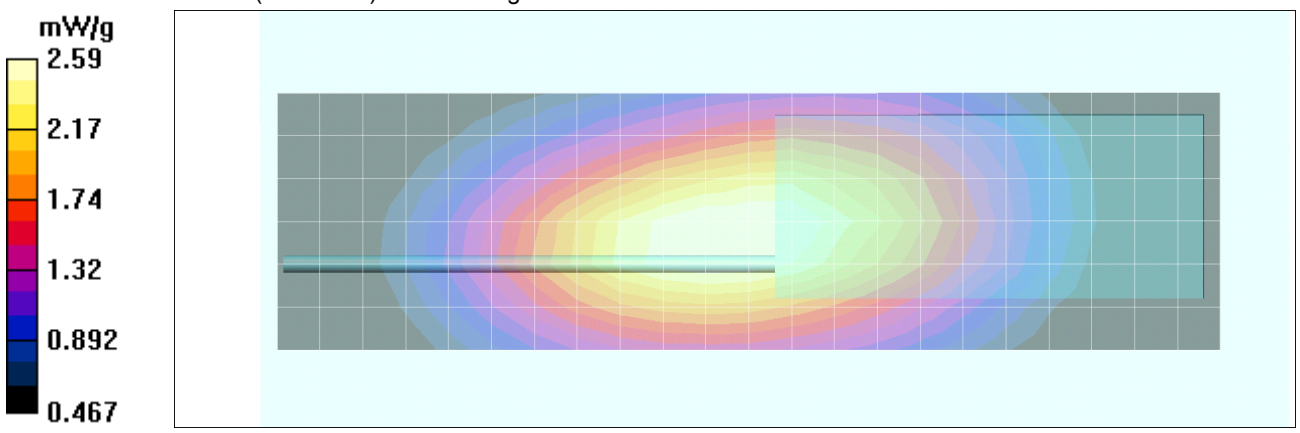

Plot B58

Date Tested: 06/07/2013

DUT: Harris XG-25P; Type: UHF-L PTT Radio Transceiver; Serial: 50

Program Notes: Ambient Temp: 22C; Fluid Temp: 21.9C; Barometric Pressure: 101.3 kPa; Humidity: 31%

Communication System: UHF-L
Frequency: 470 MHz; Duty Cycle: 1:1
Medium: M450 Medium parameters used: f = 470 MHz; σ = 0.94 mho/m; ε_r = 56.9; ρ = 1000 kg/m^3

- Probe: ET3DV6 - SN1590; ConvF(7.98, 7.98, 7.98); Calibrated: 24/04/2013
- Sensor-Surface: 4mm (Mechanical Surface Detection (Locations From Previous Scan Used))Sensor-Surface: 4mm (Mechanical Surface Detection)
- Electronics: DAE4 Sn353; Calibrated: 19/04/2012
- Phantom: Barski Industries; Type: Fiberglass Planar; Serial: 03-01
- Measurement SW: DASY4, V4.7 Build 80; Postprocessing SW: SEMCAD, V1.8 Build 186

SCAN - 470 - Li-Poly - 1223/12 - Belt-loop Swivel/Area Scan (7x23x1): Measurement grid: dx=15mm, dy=15mm
Maximum value of SAR (measured) = 4.03 mW/g

SCAN - 470 - Li-Poly - 1223/12 - Belt-loop Swivel/Zoom Scan (7x7x7)/Cube 0: Measurement grid: dx=5mm, dy=5mm, dz=5mm
Reference Value = 63.4 V/m; Power Drift = -0.058 dB
Peak SAR (extrapolated) = 5.09 W/kg
SAR(1 g) = 3.6 mW/g; SAR(10 g) = 2.66 mW/g
Maximum value of SAR (measured) = 3.77 mW/g

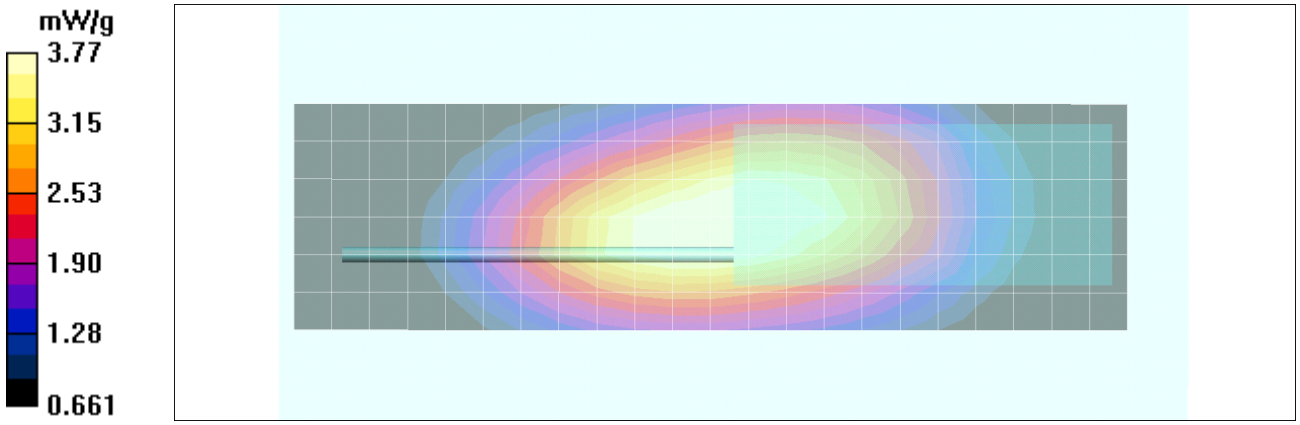

Plot A1

Date Tested: 06/07/2013

DUT: Harris XG-25P; Type: UHF-L PTT Radio Transceiver; Serial: 25

Program Notes: Ambient Temp: 22C; Fluid Temp: 21.9C; Barometric Pressure: 101.3 kPa; Humidity: 31%

Communication System: UHF-L
Frequency: 443 MHz; Duty Cycle: 1:1
Medium: M450 Medium parameters used (interpolated): f = 443 MHz; σ = 0.909 mho/m; ε_r = 56.2; ρ = 1000 kg/m^3

- Probe: ET3DV6 - SN1590; ConvF(7.98, 7.98, 7.98); Calibrated: 24/04/2013
- Sensor-Surface: 4mm (Mechanical Surface Detection (Locations From Previous Scan Used))Sensor-Surface: 4mm (Mechanical Surface Detection)
- Electronics: DAE4 Sn353; Calibrated: 19/04/2012
- Phantom: Barski Industries; Type: Fiberglass Planar; Serial: 03-01
- Measurement SW: DASY4, V4.7 Build 80; Postprocessing SW: SEMCAD, V1.8 Build 186

443 - NiMH-NIS - 1223/12 - Belt-clip - Earphone Kit/Area Scan (7x23x1): Measurement grid: dx=15mm, dy=15mm

Info: Interpolated medium parameters used for SAR evaluation.
Maximum value of SAR (measured) = 9.42 mW/g

443 - NiMH-NIS - 1223/12 - Belt-clip - Earphone Kit/Zoom Scan (7x7x7)/Cube 0: Measurement grid: dx=5mm, dy=5mm, dz=5mm
Reference Value = 95.6 V/m; Power Drift = -0.156 dB
Peak SAR (extrapolated) = 13.2 W/kg
SAR(1 g) = 8.8 mW/g; SAR(10 g) = 6.24 mW/g

Info: Interpolated medium parameters used for SAR evaluation.
Maximum value of SAR (measured) = 9.25 mW/g

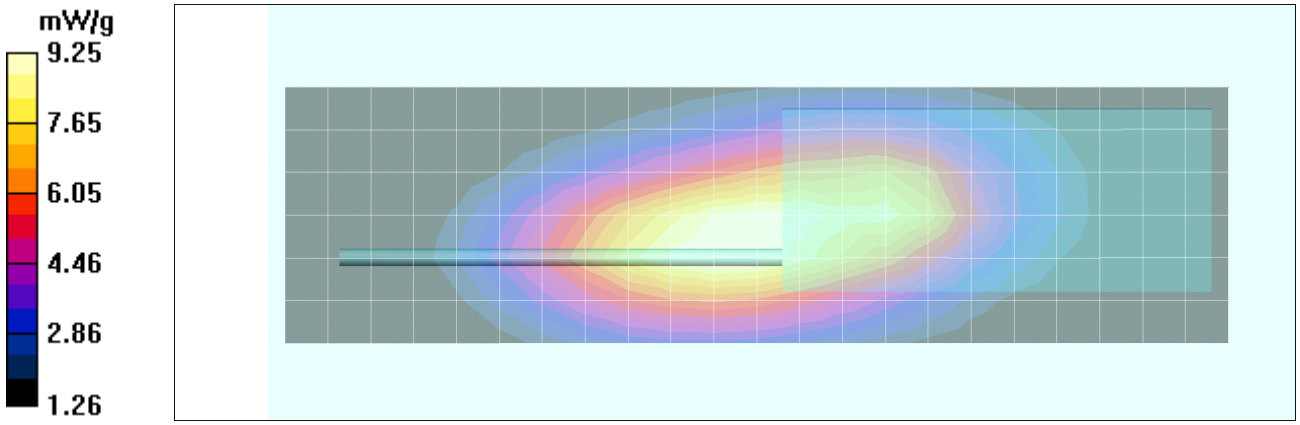

Plot A2

Date Tested: 06/07/2013

DUT: Harris XG-25P; Type: UHF-L PTT Radio Transceiver; Serial: 25

Program Notes: Ambient Temp: 22C; Fluid Temp: 21.9C; Barometric Pressure: 101.3 kPa; Humidity: 31%

Communication System: UHF-L
Frequency: 443 MHz; Duty Cycle: 1:1
Medium: M450 Medium parameters used (interpolated): f = 443 MHz; σ = 0.909 mho/m; ε_r = 56.2; ρ = 1000 kg/m^3

- Probe: ET3DV6 - SN1590; ConvF(7.98, 7.98, 7.98); Calibrated: 24/04/2013
- Sensor-Surface: 4mm (Mechanical Surface Detection (Locations From Previous Scan Used))Sensor-Surface: 4mm (Mechanical Surface Detection)
- Electronics: DAE4 Sn353; Calibrated: 19/04/2012
- Phantom: Barski Industries; Type: Fiberglass Planar; Serial: 03-01
- Measurement SW: DASY4, V4.7 Build 80; Postprocessing SW: SEMCAD, V1.8 Build 186

443 - NiMH-NIS - 1223/12 - Belt-clip - 2-Wire Kit/Area Scan (7x23x1): Measurement grid: dx=15mm, dy=15mm

Info: Interpolated medium parameters used for SAR evaluation.
Maximum value of SAR (measured) = 9.39 mW/g

443 - NiMH-NIS - 1223/12 - Belt-clip - 2-Wire Kit/Zoom Scan (7x7x7)/Cube 0: Measurement grid: dx=5mm, dy=5mm, dz=5mm
Reference Value = 93.5 V/m; Power Drift = -0.228 dB
Peak SAR (extrapolated) = 12.7 W/kg
SAR(1 g) = 8.62 mW/g; SAR(10 g) = 6.1 mW/g

Info: Interpolated medium parameters used for SAR evaluation.
Maximum value of SAR (measured) = 9.09 mW/g

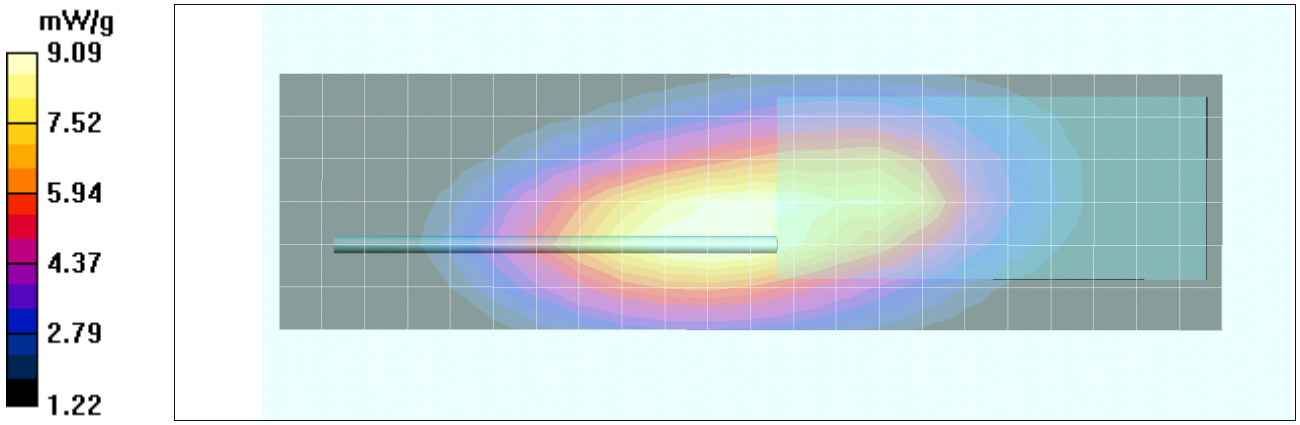

Plot A3

Date Tested: 06/07/2013

DUT: Harris XG-25P; Type: UHF-L PTT Radio Transceiver; Serial: 25

Program Notes: Ambient Temp: 22C; Fluid Temp: 21.9C; Barometric Pressure: 101.3 kPa; Humidity: 31%

Communication System: UHF-L
Frequency: 443 MHz; Duty Cycle: 1:1
Medium: M450 Medium parameters used (interpolated): f = 443 MHz; σ = 0.909 mho/m; ε_r = 56.2; ρ = 1000 kg/m^3

- Probe: ET3DV6 - SN1590; ConvF(7.98, 7.98, 7.98); Calibrated: 24/04/2013
- Sensor-Surface: 4mm (Mechanical Surface Detection (Locations From Previous Scan Used))Sensor-Surface: 4mm (Mechanical Surface Detection)
- Electronics: DAE4 Sn353; Calibrated: 19/04/2012
- Phantom: Barski Industries; Type: Fiberglass Planar; Serial: 03-01
- Measurement SW: DASY4, V4.7 Build 80; Postprocessing SW: SEMCAD, V1.8 Build 186

443 - NiMH-NIS - 1223/12 - Belt-clip - 3-Wire Kit/Area Scan (7x23x1): Measurement grid: dx=15mm, dy=15mm

Info: Interpolated medium parameters used for SAR evaluation.
Maximum value of SAR (measured) = 9.47 mW/g

443 - NiMH-NIS - 1223/12 - Belt-clip - 3-Wire Kit/Zoom Scan (7x7x7)/Cube 0: Measurement grid: dx=5mm, dy=5mm, dz=5mm
Reference Value = 97.4 V/m; Power Drift = -0.208 dB
Peak SAR (extrapolated) = 13.3 W/kg
SAR(1 g) = 8.94 mW/g; SAR(10 g) = 6.32 mW/g

Info: Interpolated medium parameters used for SAR evaluation.
Maximum value of SAR (measured) = 9.36 mW/g

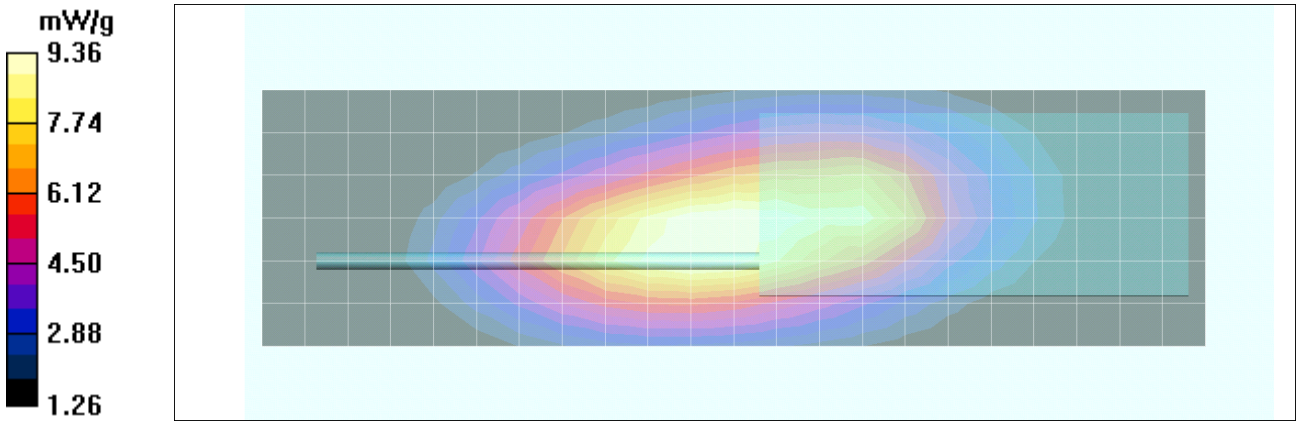

Plot A4

Date Tested: 06/07/2013

DUT: Harris XG-25P; Type: UHF-L PTT Radio Transceiver; Serial: 25

Program Notes: Ambient Temp: 22C; Fluid Temp: 21.9C; Barometric Pressure: 101.3 kPa; Humidity: 31%

Communication System: UHF-L
Frequency: 443 MHz; Duty Cycle: 1:1
Medium: M450 Medium parameters used (interpolated): f = 443 MHz; σ = 0.909 mho/m; ε_r = 56.2; ρ = 1000 kg/m^3

- Probe: ET3DV6 - SN1590; ConvF(7.98, 7.98, 7.98); Calibrated: 24/04/2013
- Sensor-Surface: 4mm (Mechanical Surface Detection (Locations From Previous Scan Used))Sensor-Surface: 4mm (Mechanical Surface Detection)
- Electronics: DAE4 Sn353; Calibrated: 19/04/2012
- Phantom: Barski Industries; Type: Fiberglass Planar; Serial: 03-01
- Measurement SW: DASY4, V4.7 Build 80; Postprocessing SW: SEMCAD, V1.8 Build 186

443 - NiMH-NIS - 1223/12 - Belt-clip - Heavy-Duty BH/Area Scan (7x23x1): Measurement grid: dx=15mm, dy=15mm

Info: Interpolated medium parameters used for SAR evaluation.
Maximum value of SAR (measured) = 8.99 mW/g

443 - NiMH-NIS - 1223/12 - Belt-clip - Heavy-Duty BH/Zoom Scan (7x7x7)/Cube 0: Measurement grid: dx=5mm, dy=5mm, dz=5mm
Reference Value = 92.7 V/m; Power Drift = -0.178 dB
Peak SAR (extrapolated) = 12.4 W/kg
SAR(1 g) = 8.32 mW/g; SAR(10 g) = 5.91 mW/g

Info: Interpolated medium parameters used for SAR evaluation.
Maximum value of SAR (measured) = 8.73 mW/g

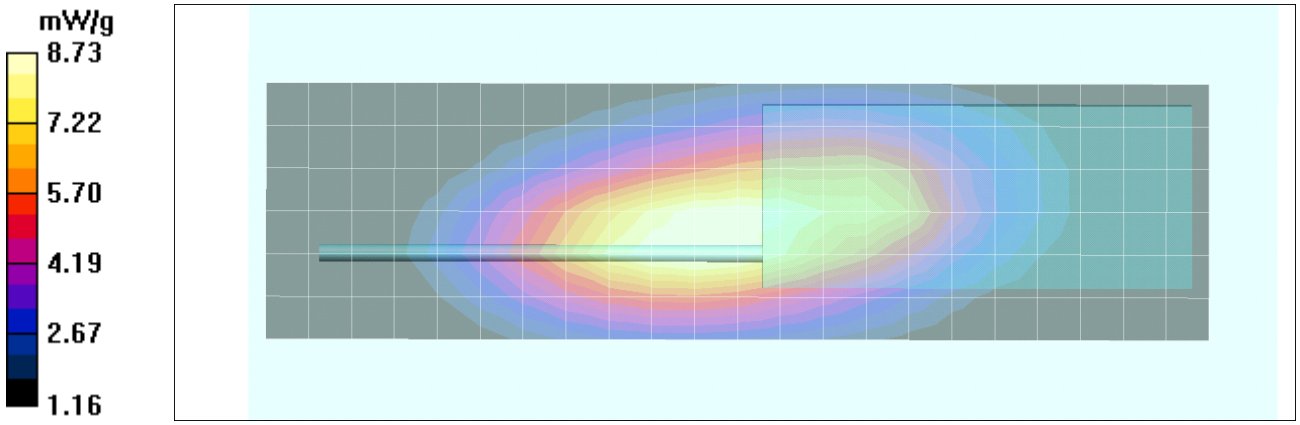

Plot A5

Date Tested: 06/07/2013

DUT: Harris XG-25P; Type: UHF-L PTT Radio Transceiver; Serial: 25

Program Notes: Ambient Temp: 22C; Fluid Temp: 21.9C; Barometric Pressure: 101.3 kPa; Humidity: 31%

Communication System: UHF-L
Frequency: 443 MHz; Duty Cycle: 1:1
Medium: M450 Medium parameters used (interpolated): f = 443 MHz; σ = 0.909 mho/m; ε_r = 56.2; ρ = 1000 kg/m^3

- Probe: ET3DV6 - SN1590; ConvF(7.98, 7.98, 7.98); Calibrated: 24/04/2013
- Sensor-Surface: 4mm (Mechanical Surface Detection (Locations From Previous Scan Used))Sensor-Surface: 4mm (Mechanical Surface Detection)
- Electronics: DAE4 Sn353; Calibrated: 19/04/2012
- Phantom: Barski Industries; Type: Fiberglass Planar; Serial: 03-01
- Measurement SW: DASY4, V4.7 Build 80; Postprocessing SW: SEMCAD, V1.8 Build 186

443 - NiMH-NIS - 1223/12 - Belt-clip - Ranger Headset/Area Scan (7x23x1): Measurement grid: dx=15mm, dy=15mm

Info: Interpolated medium parameters used for SAR evaluation.
Maximum value of SAR (measured) = 9.69 mW/g

443 - NiMH-NIS - 1223/12 - Belt-clip - Ranger Headset/Zoom Scan (7x7x7)/Cube 0: Measurement grid: dx=5mm, dy=5mm, dz=5mm
Reference Value = 94.8 V/m; Power Drift = -0.130 dB
Peak SAR (extrapolated) = 13.4 W/kg
SAR(1 g) = 9.01 mW/g; SAR(10 g) = 6.39 mW/g

Info: Interpolated medium parameters used for SAR evaluation.
Maximum value of SAR (measured) = 9.48 mW/g

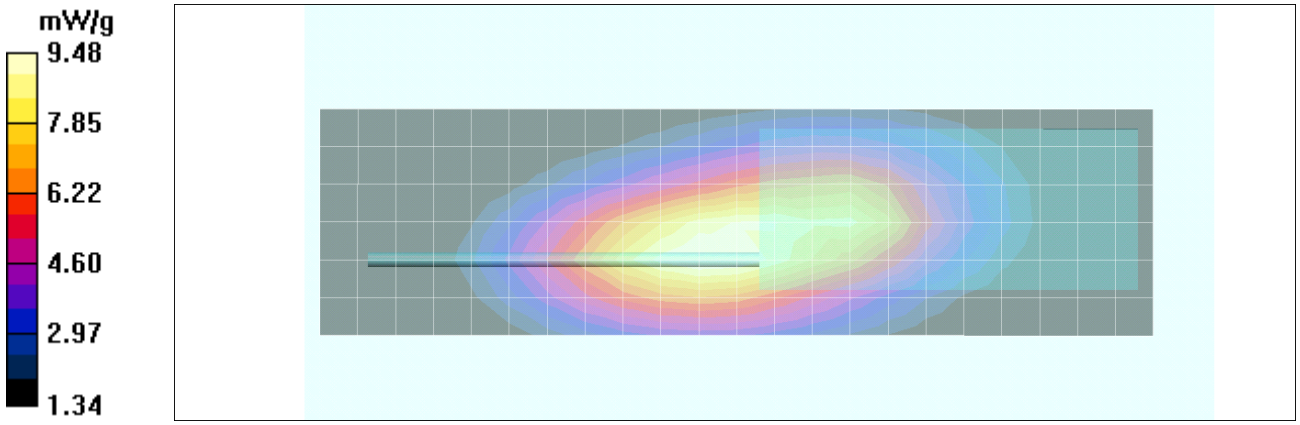

2013 Celltech Labs Inc. This document is not to be reproduced in whole or in part without the prior written permission of Celltech Labs Inc.

Plot A6

Date Tested: 06/07/2013

DUT: Harris XG-25P; Type: UHF-L PTT Radio Transceiver; Serial: 25

Program Notes: Ambient Temp: 22C; Fluid Temp: 21.9C; Barometric Pressure: 101.3 kPa; Humidity: 31%

Communication System: UHF-L
Frequency: 443 MHz; Duty Cycle: 1:1
Medium: M450 Medium parameters used (interpolated): f = 443 MHz; σ = 0.909 mho/m; ε_r = 56.2; ρ = 1000 kg/m^3

- Probe: ET3DV6 - SN1590; ConvF(7.98, 7.98, 7.98); Calibrated: 24/04/2013
- Sensor-Surface: 4mm (Mechanical Surface Detection (Locations From Previous Scan Used))Sensor-Surface: 4mm (Mechanical Surface Detection)
- Electronics: DAE4 Sn353; Calibrated: 19/04/2012
- Phantom: Barski Industries; Type: Fiberglass Planar; Serial: 03-01
- Measurement SW: DASY4, V4.7 Build 80; Postprocessing SW: SEMCAD, V1.8 Build 186

443 - NiMH-NIS - 1223/12 - Belt-clip - Skull mic/Area Scan (7x23x1): Measurement grid: dx=15mm, dy=15mm

Info: Interpolated medium parameters used for SAR evaluation.
Maximum value of SAR (measured) = 9.42 mW/g

443 - NiMH-NIS - 1223/12 - Belt-clip - Skull mic/Zoom Scan (7x7x7)/Cube 0: Measurement grid: dx=5mm, dy=5mm, dz=5mm
Reference Value = 94.7 V/m; Power Drift = -0.149 dB
Peak SAR (extrapolated) = 12.9 W/kg
SAR(1 g) = 8.68 mW/g; SAR(10 g) = 6.18 mW/g

Info: Interpolated medium parameters used for SAR evaluation.
Maximum value of SAR (measured) = 9.11 mW/g

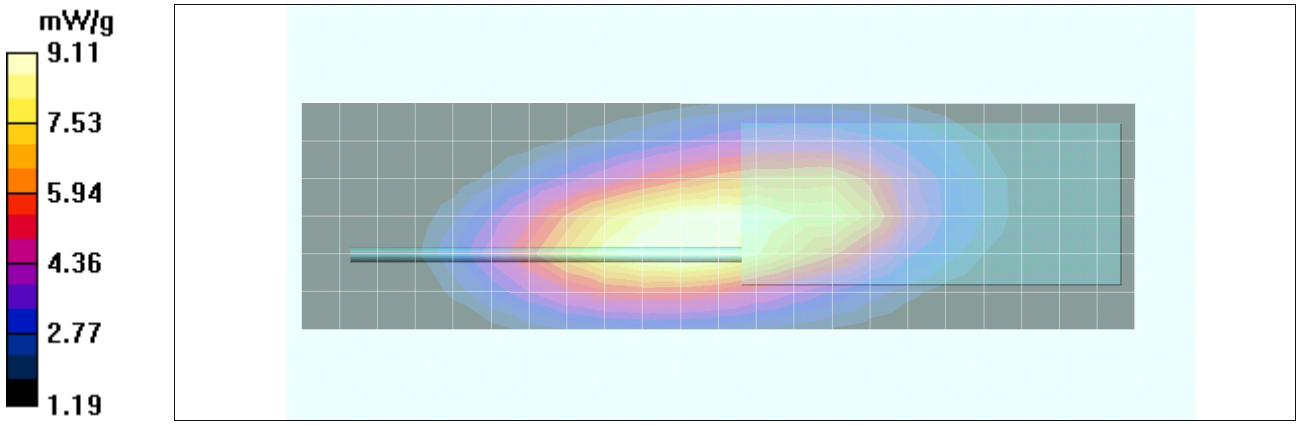

Plot A7

Date Tested: 06/07/2013

DUT: Harris XG-25P; Type: UHF-L PTT Radio Transceiver; Serial: 25

Program Notes: Ambient Temp: 22C; Fluid Temp: 21.9C; Barometric Pressure: 101.3 kPa; Humidity: 31%

Communication System: UHF-L
Frequency: 443 MHz; Duty Cycle: 1:1
Medium: M450 Medium parameters used (interpolated): f = 443 MHz; σ = 0.909 mho/m; ε_r = 56.2; ρ = 1000 kg/m^3

- Probe: ET3DV6 - SN1590; ConvF(7.98, 7.98, 7.98); Calibrated: 24/04/2013
- Sensor-Surface: 4mm (Mechanical Surface Detection (Locations From Previous Scan Used))Sensor-Surface: 4mm (Mechanical Surface Detection)
- Electronics: DAE4 Sn353; Calibrated: 19/04/2012
- Phantom: Barski Industries; Type: Fiberglass Planar; Serial: 03-01
- Measurement SW: DASY4, V4.7 Build 80; Postprocessing SW: SEMCAD, V1.8 Build 186

443 - NiMH-NIS - 1223/12 - Belt-clip - Throat mic/Area Scan (7x23x1): Measurement grid: dx=15mm, dy=15mm

Info: Interpolated medium parameters used for SAR evaluation.
Maximum value of SAR (measured) = 10.1 mW/g

443 - NiMH-NIS - 1223/12 - Belt-clip - Throat mic/Zoom Scan (7x7x7)/Cube 0: Measurement grid: dx=5mm, dy=5mm, dz=5mm
Reference Value = 97.9 V/m; Power Drift = -0.187 dB
Peak SAR (extrapolated) = 13.8 W/kg
SAR(1 g) = 9.36 mW/g; SAR(10 g) = 6.65 mW/g

Info: Interpolated medium parameters used for SAR evaluation.
Maximum value of SAR (measured) = 9.87 mW/g

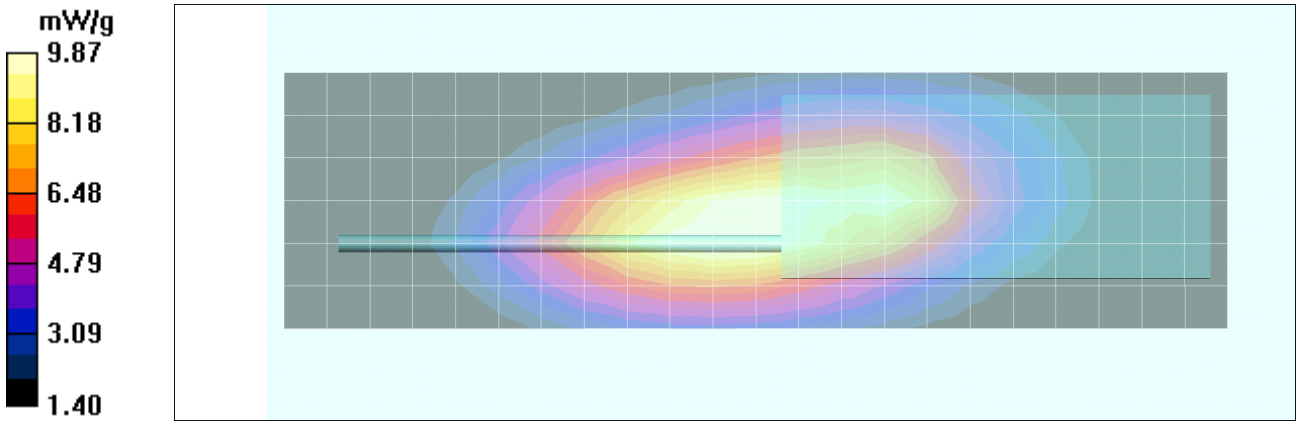

Z-Axis Scan

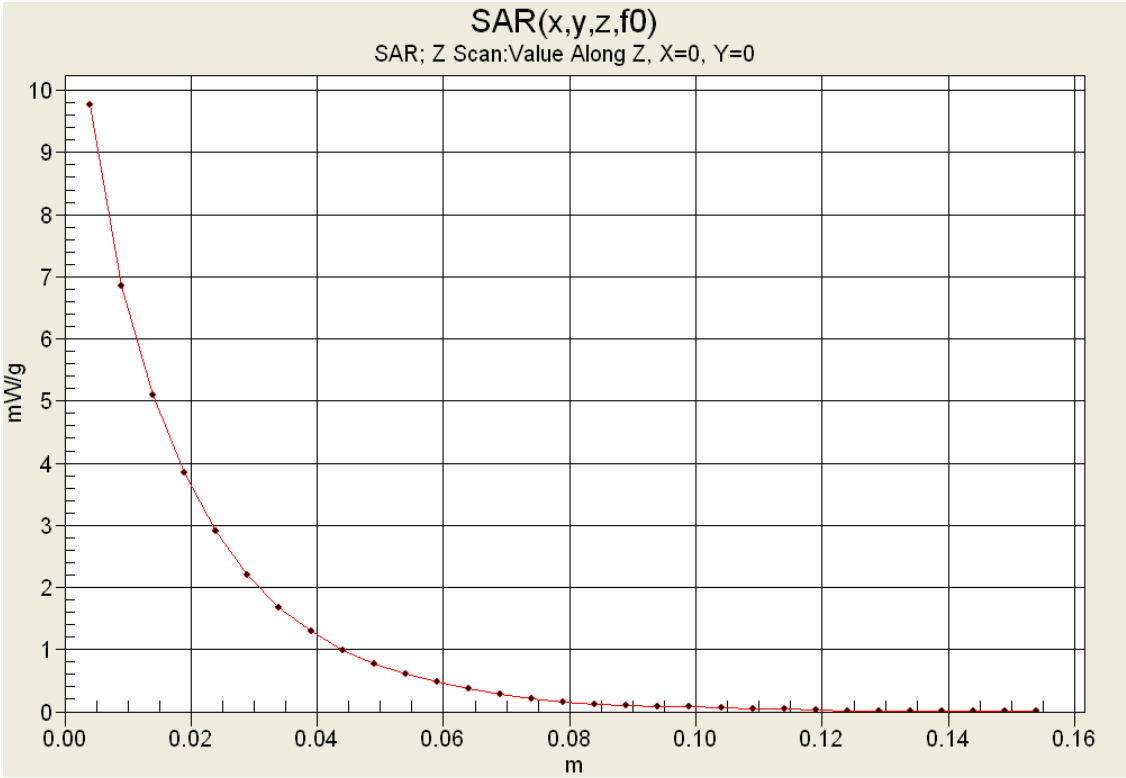

SAR-Versus-Time

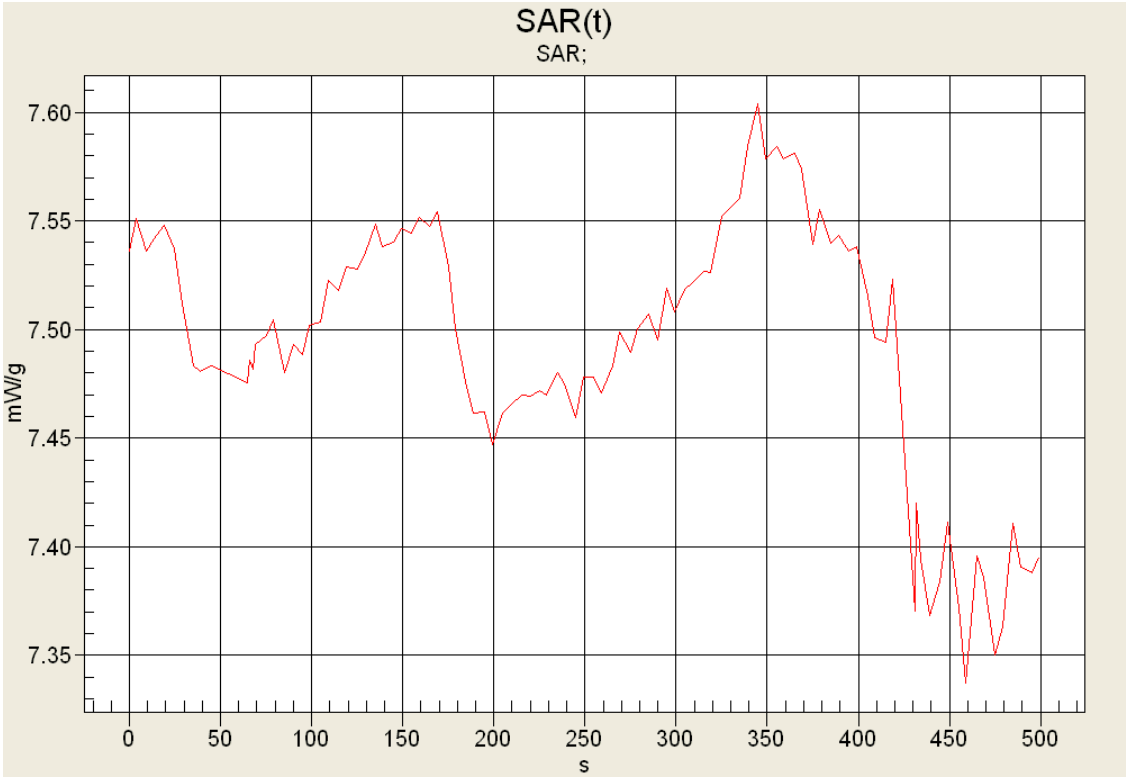

Plot A8

Date Tested: 06/07/2013

DUT: Harris XG-25P; Type: UHF-L PTT Radio Transceiver; Serial: 25

Program Notes: Ambient Temp: 22C; Fluid Temp: 21.9C; Barometric Pressure: 101.3 kPa; Humidity: 31%

Communication System: UHF-L
Frequency: 443 MHz; Duty Cycle: 1:1
Medium: M450 Medium parameters used (interpolated): f = 443 MHz; σ = 0.909 mho/m; ε_r = 56.2; ρ = 1000 kg/m^3

- Probe: ET3DV6 - SN1590; ConvF(7.98, 7.98, 7.98); Calibrated: 24/04/2013
- Sensor-Surface: 4mm (Mechanical Surface Detection (Locations From Previous Scan Used))Sensor-Surface: 4mm (Mechanical Surface Detection)
- Electronics: DAE4 Sn353; Calibrated: 19/04/2012
- Phantom: Barski Industries; Type: Fiberglass Planar; Serial: 03-01
- Measurement SW: DASY4, V4.7 Build 80; Postprocessing SW: SEMCAD, V1.8 Build 186

443 - NiMH-NIS - 1223/12 - Belt-clip - Throat mic/Area Scan (7x23x1): Measurement grid: dx=15mm, dy=15mm

Info: Interpolated medium parameters used for SAR evaluation.
Maximum value of SAR (measured) = 8.94 mW/g

443 - NiMH-NIS - 1223/12 - Belt-clip - Throat mic/Zoom Scan (7x7x7)/Cube 0: Measurement grid: dx=5mm, dy=5mm, dz=5mm
Reference Value = 94.2 V/m; Power Drift = -0.673 dB
Peak SAR (extrapolated) = 12.2 W/kg
SAR(1 g) = 8.12 mW/g; SAR(10 g) = 5.68 mW/g

Info: Interpolated medium parameters used for SAR evaluation.
Maximum value of SAR (measured) = 8.52 mW/g

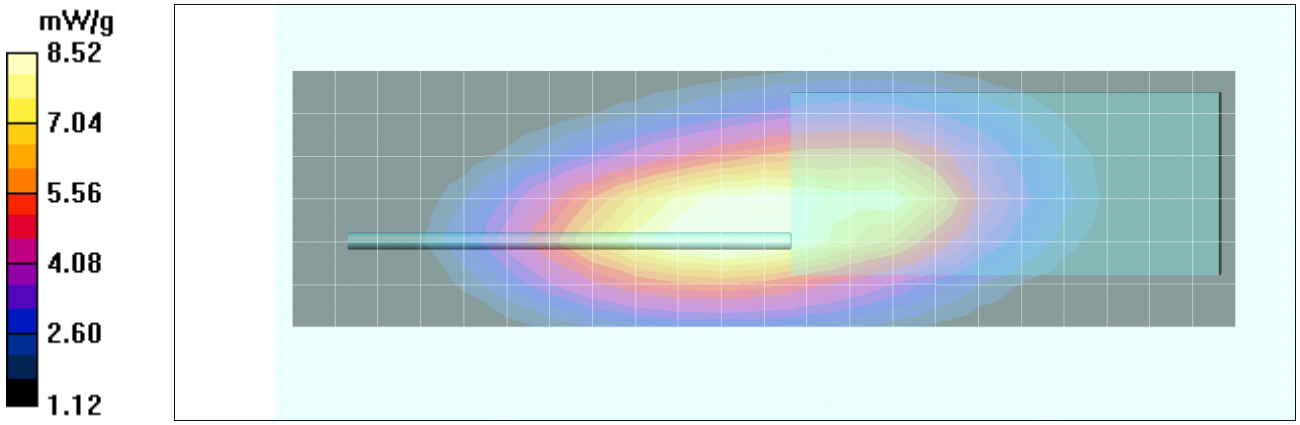

APPENDIX B - SYSTEM PERFORMANCE CHECK PLOTS

Date Tested: 05/30/2013

System Performance Check - 450 MHz Dipole - Head

DUT: Dipole 450 MHz; Type: D450V3; Serial: 1068; Calibrated: 04/27/2012

Program Notes: Ambient Temp: 23.0C; Fluid Temp: 21.0C; Barometric Pressure: 101.5 kPa; Humidity: 32%

Communication System: CW
Frequency: 450 MHz; Duty Cycle: 1:1
Medium: HSL450 Medium parameters used: f = 450 MHz; σ = 0.88 mho/m; ε_r = 45.5; ρ = 1000 kg/m^3

- Probe: ET3DV6 - SN1590; ConvF(7.53, 7.53, 7.53); Calibrated: 24/04/2013
- Sensor-Surface: 4mm (Mechanical Surface Detection)
- Electronics: DAE4 Sn353; Calibrated: 19/04/2012
- Phantom: Barski Industries; Type: Fiberglass Planar; Serial: 03-01
- Measurement SW: DASY4, V4.7 Build 80; Postprocessing SW: SEMCAD, V1.8 Build 186

Head d=15mm Pin=398mW/Area Scan (6x11x1): Measurement grid: dx=15mm, dy=15mm
Maximum value of SAR (measured) = 1.96 mW/g

Head d=15mm Pin=398mW/Zoom Scan (7x7x7)/Cube 0: Measurement grid: dx=5mm, dy=5mm, dz=5mm
Reference Value = 49.0 V/m; Power Drift = 0.010 dB
Peak SAR (extrapolated) = 3.03 W/kg
SAR(1 g) = 1.93 mW/g; SAR(10 g) = 1.28 mW/g
Maximum value of SAR (measured) = 2.05 mW/g

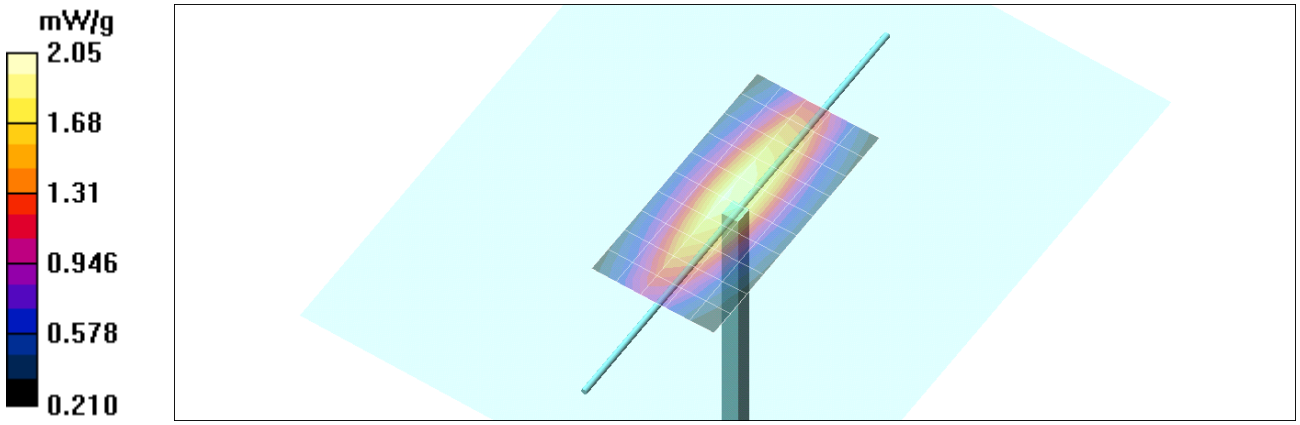

Z-Axis Scan

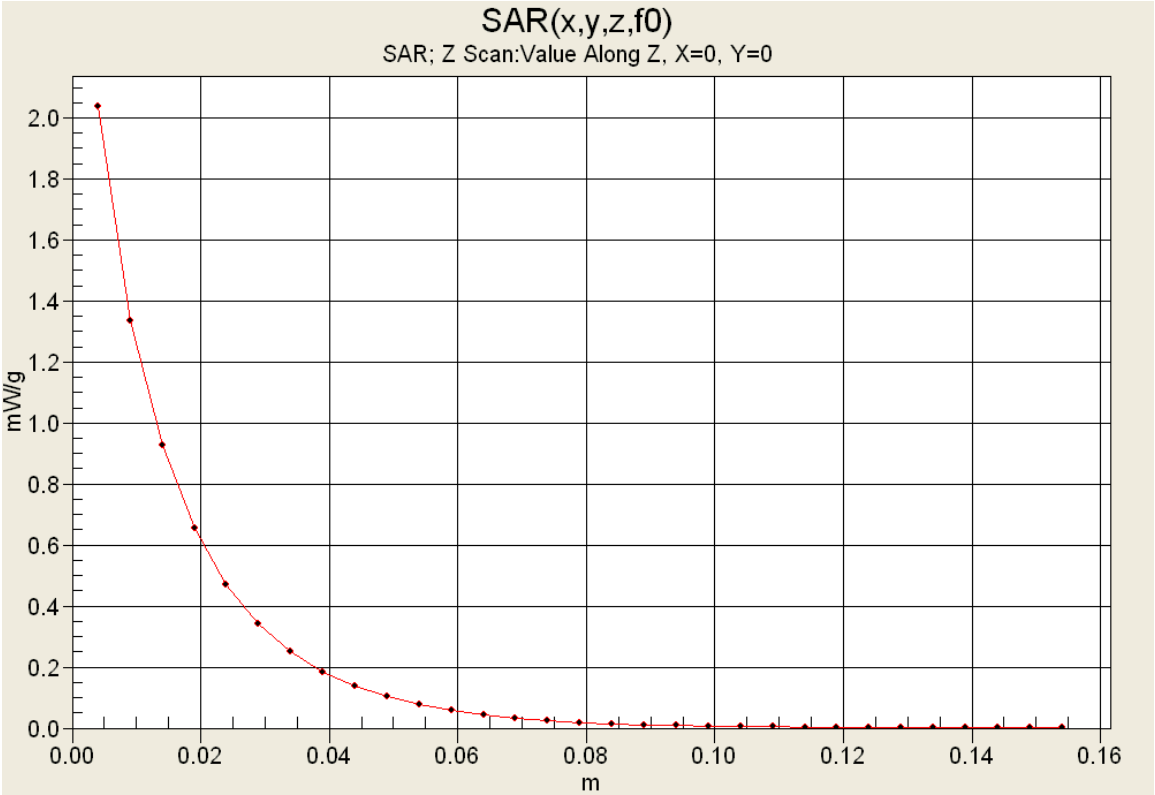
SAR(x,y,z,f0)
SAR; Z Scan:Value Along Z, X=0, Y=0
mW/g
2.0
1.8
1.6
1.4
1.2
1.0
0.8
0.6
0.4
0.2
0.0
0.00
0.02
0.04
0.06
0.08
0.10
0.12
0.14
0.16
m

Date Tested: 06/03/2013

System Performance Check - 450 MHz Dipole – Body

DUT: Dipole 450 MHz; Type: D450V3; Serial: 1068; Calibrated: 04/27/2012

Program Notes: Ambient Temp: 22C; Fluid Temp: 21.8C; Barometric Pressure: 101.7 kPa; Humidity: 36%

Communication System: CW
Frequency: 450 MHz; Duty Cycle: 1:1
Medium: M450 Medium parameters used: f = 450 MHz; σ = 0.94 mho/m; ε_r = 57.4; ρ = 1000 kg/m^3

- Probe: ET3DV6 - SN1590; ConvF(7.98, 7.98, 7.98); Calibrated: 24/04/2013
- Sensor-Surface: 4mm (Mechanical Surface Detection)
- Electronics: DAE4 Sn353; Calibrated: 19/04/2012
- Phantom: Barski Industries; Type: Fiberglass Planar; Serial: 03-01
- Measurement SW: DASY4, V4.7 Build 80; Postprocessing SW: SEMCAD, V1.8 Build 186

Body d=15mm Pin=398mW/Area Scan (6x11x1): Measurement grid: dx=15mm, dy=15mm
Maximum value of SAR (measured) = 1.84 mW/g

Body d=15mm Pin=398mW/Zoom Scan (7x7x7)/Cube 0: Measurement grid: dx=5mm, dy=5mm, dz=5mm
Reference Value = 46.3 V/m; Power Drift = -0.055 dB
Peak SAR (extrapolated) = 2.94 W/kg
SAR(1 g) = 1.84 mW/g; SAR(10 g) = 1.22 mW/g
Maximum value of SAR (measured) = 1.96 mW/g

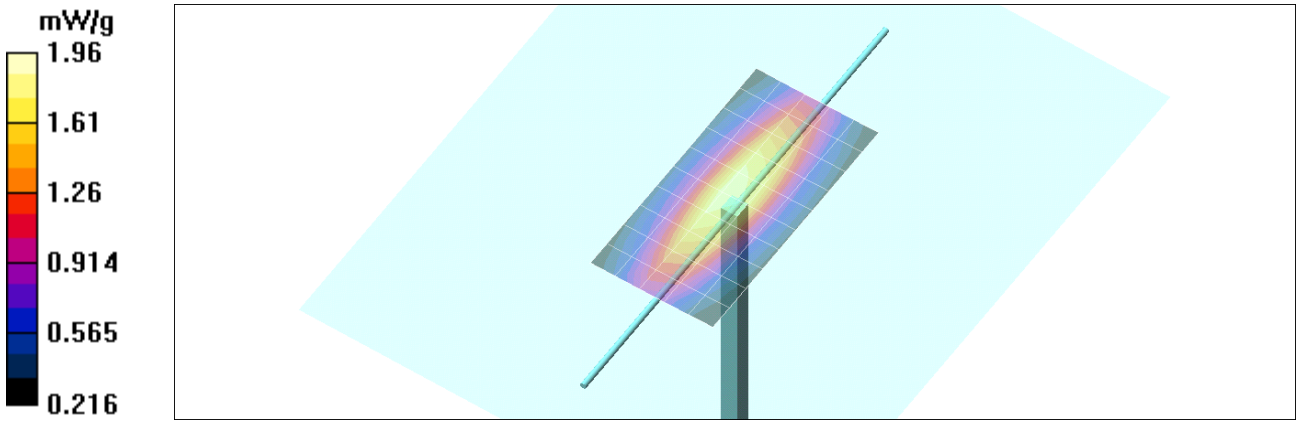

Z-Axis Scan

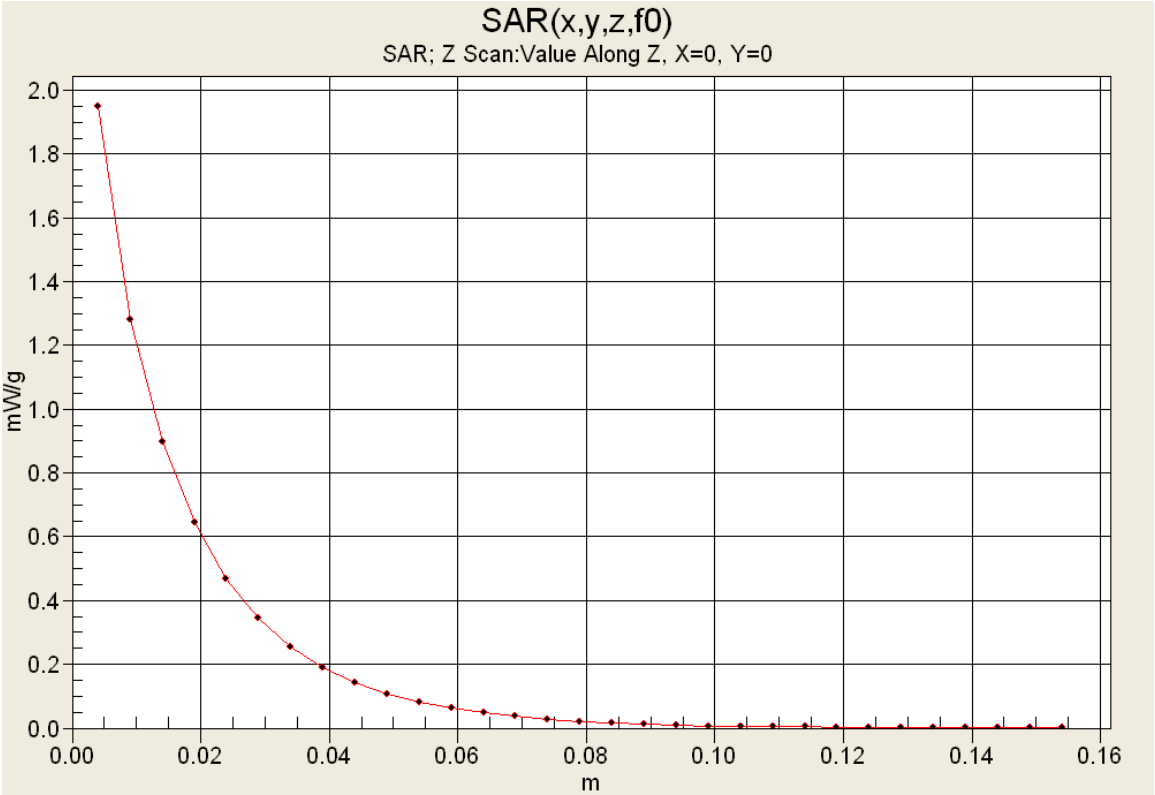

2013 Celltech Labs Inc. This document is not to be reproduced in whole or in part without the prior written permission of Celltech Labs Inc.

Date Tested: 06/06/2013

System Performance Check - 450 MHz Dipole - Body

DUT: Dipole 450 MHz; Type: D450V3; Serial: 1068; Calibrated: 04/27/2012

Program Notes: Ambient Temp: 22C; Fluid Temp: 21.9C; Barometric Pressure: 101.3 kPa; Humidity: 31%

Communication System: CW
Frequency: 450 MHz; Duty Cycle: 1:1
Medium: M450 Medium parameters used: f = 450 MHz; σ = 0.93 mho/m; ε_r = 56.5; ρ = 1000 kg/m^3

- Probe: ET3DV6 - SN1590; ConvF(7.98, 7.98, 7.98); Calibrated: 24/04/2013
- Sensor-Surface: 4mm (Mechanical Surface Detection)
- Electronics: DAE4 Sn353; Calibrated: 19/04/2012
- Phantom: Barski Industries; Type: Fiberglass Planar; Serial: 03-01
- Measurement SW: DASY4, V4.7 Build 80; Postprocessing SW: SEMCAD, V1.8 Build 186

Body d=15mm Pin=398mW/Area Scan (6x11x1): Measurement grid: dx=15mm, dy=15mm
Maximum value of SAR (measured) = 1.72 mW/g

Body d=15mm Pin=398mW/Zoom Scan (7x7x7)/Cube 0: Measurement grid: dx=5mm, dy=5mm, dz=5mm
Reference Value = 45.2 V/m; Power Drift = 0.048 dB
Peak SAR (extrapolated) = 2.85 W/kg
SAR(1 g) = 1.79 mW/g; SAR(10 g) = 1.19 mW/g
Maximum value of SAR (measured) = 1.90 mW/g

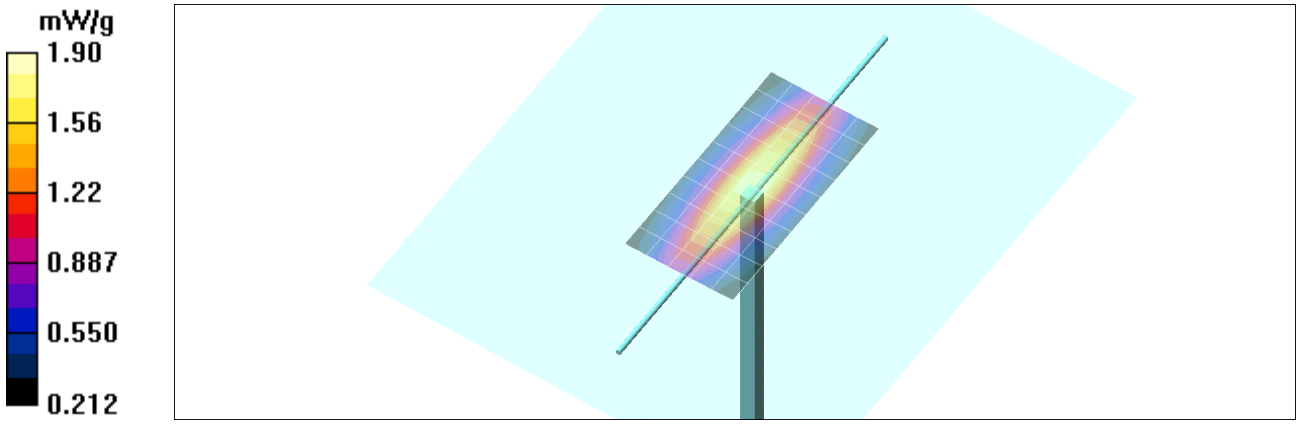

Z-Axis Scan

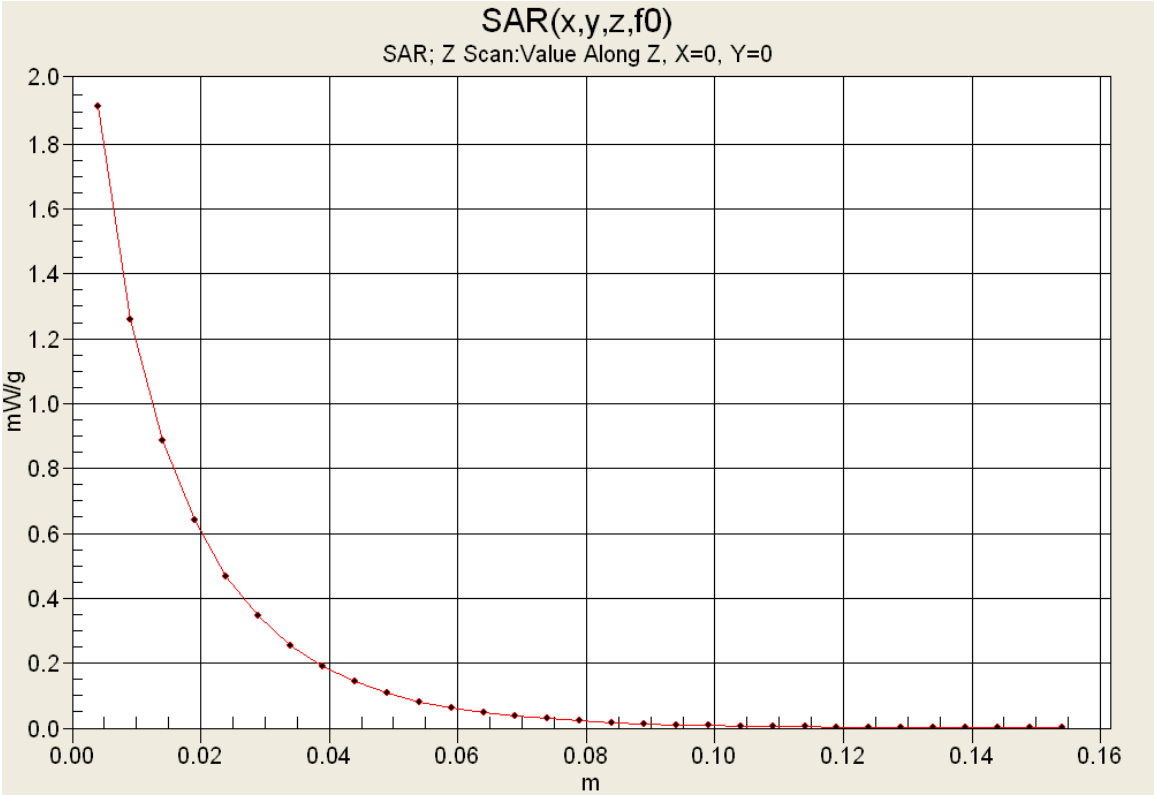

2013 Celltech Labs Inc. This document is not to be reproduced in whole or in part without the prior written permission of Celltech Labs Inc.

APPENDIX C - MEASURED FLUID DIELECTRIC PARAMETERS

450 MHz Head

****

Celltech Labs
Test Result for UIM Dielectric Parameter
30/May/2013
Frequency(GHz)
FCC_eH FCC OET 65 Supplement C (June 2001) Limits for Head Epsilon
FCC_sH FCC OET 65 Supplement C (June 2001) Limits for Head Sigma
Test_e Epsilon of UIM
Test_s Sigma of UIM

****

Freq	FCC_eH	FCC_sH	Test_e	Test_s
0.3500	44.70	0.87	48.58	0.80
0.3600	44.58	0.87	47.91	0.82
0.3700	44.46	0.87	47.10	0.82
0.3800	44.34	0.87	46.98	0.83
0.3900	44.22	0.87	47.05	0.81
0.4000	44.10	0.87	46.66	0.84
0.4100	43.98	0.87	46.68	0.83
0.4200	43.86	0.87	45.87	0.85
0.4300	43.74	0.87	46.32	0.86
0.4400	43.62	0.87	45.65	0.87
0.4500	43.50	0.87	45.49	0.88
0.4600	43.45	0.87	44.92	0.87
0.4700	43.40	0.87	45.47	0.91
0.4800	43.34	0.87	45.09	0.91
0.4900	43.29	0.87	44.75	0.91
0.5000	43.24	0.87	44.51	0.91
0.5100	43.19	0.87	44.25	0.93
0.5200	43.14	0.88	43.98	0.93
0.5300	43.08	0.88	43.61	0.96
0.5400	43.03	0.88	44.06	0.96
0.5500	42.98	0.88	43.40	0.98

2013 Celltech Labs Inc. This document is not to be reproduced in whole or in part without the prior written permission of Celltech Labs Inc.

450 MHz Head

****

Celltech Labs
Test Result for UIM Dielectric Parameter
31/May/2013
Frequency(GHz)
FCC_eH FCC OET 65 Supplement C (June 2001) Limits for Head Epsilon
FCC_sH FCC OET 65 Supplement C (June 2001) Limits for Head Sigma
Test_e Epsilon of UIM
Test_s Sigma of UIM

****

Freq	FCC_eH	FCC_sH	Test_e	Test_s
0.3500	44.70	0.87	47.95	0.79
0.3600	44.58	0.87	47.01	0.79
0.3700	44.46	0.87	46.59	0.80
0.3800	44.34	0.87	45.81	0.81
0.3900	44.22	0.87	45.85	0.82
0.4000	44.10	0.87	45.31	0.82
0.4100	43.98	0.87	45.60	0.84
0.4200	43.86	0.87	45.95	0.83
0.4300	43.74	0.87	45.43	0.85
0.4400	43.62	0.87	45.35	0.86
0.4500	43.50	0.87	44.63	0.88
0.4600	43.45	0.87	44.79	0.88
0.4700	43.40	0.87	44.73	0.89
0.4800	43.34	0.87	44.44	0.90
0.4900	43.29	0.87	43.87	0.90
0.5000	43.24	0.87	44.16	0.91
0.5100	43.19	0.87	43.28	0.91
0.5200	43.14	0.88	43.24	0.94
0.5300	43.08	0.88	43.33	0.94
0.5400	43.03	0.88	43.10	0.95
0.5500	42.98	0.88	43.15	0.96

450 MHz Body

****

Celltech Labs
Test Result for UIM Dielectric Parameter
03/04/05/Jun/2013
Frequency(GHz)
FCC_eB FCC Limits for Body Epsilon
FCC_sB FCC Limits for Body Sigma
Test_e Epsilon of UIM
Test_s Sigma of UIM

****

Freq	FCC_eB	FCC_sB	Test_e	Test_s
0.3500	57.70	0.93	59.25	0.89
0.3600	57.60	0.93	59.37	0.86
0.3700	57.50	0.93	58.66	0.88
0.3800	57.40	0.93	59.52	0.88
0.3900	57.30	0.93	58.45	0.90
0.4000	57.20	0.93	57.68	0.90
0.4100	57.10	0.93	58.29	0.91
0.4200	57.00	0.94	58.11	0.92
0.4300	56.90	0.94	58.14	0.93
0.4400	56.80	0.94	57.79	0.94
0.4500	56.70	0.94	57.37	0.94
0.4600	56.66	0.94	57.46	0.96
0.4700	56.62	0.94	56.92	0.95
0.4800	56.58	0.94	56.84	0.97
0.4900	56.54	0.94	56.86	0.97
0.5000	56.51	0.94	56.86	0.99
0.5100	56.47	0.94	56.45	0.98
0.5200	56.43	0.95	56.30	0.99
0.5300	56.39	0.95	56.34	1.02
0.5400	56.35	0.95	56.31	1.02
0.5500	56.31	0.95	56.17	1.05

2013 Celltech Labs Inc. This document is not to be reproduced in whole or in part without the prior written permission of Celltech Labs Inc.

450 MHz Body

****

Celltech Labs
Test Result for UIM Dielectric Parameter
06/07/Jun/2013
Frequency(GHz)
FCC_eB FCC Limits for Body Epsilon
FCC_sB FCC Limits for Body Sigma
Test_e Epsilon of UIM
Test_s Sigma of UIM

****

Freq	FCC_eB	FCC_sB	Test_e	Test_s
0.3500	57.70	0.93	59.17	0.85
0.3600	57.60	0.93	58.20	0.84
0.3700	57.50	0.93	57.78	0.88
0.3800	57.40	0.93	57.65	0.88
0.3900	57.30	0.93	57.39	0.86
0.4000	57.20	0.93	57.31	0.90
0.4100	57.10	0.93	57.73	0.90
0.4200	57.00	0.94	57.37	0.92
0.4300	56.90	0.94	57.44	0.90
0.4400	56.80	0.94	56.11	0.90
0.4500	56.70	0.94	56.46	0.93
0.4600	56.66	0.94	56.64	0.93
0.4700	56.62	0.94	56.92	0.94
0.4800	56.58	0.94	56.67	0.94
0.4900	56.54	0.94	55.87	0.98
0.5000	56.51	0.94	55.91	0.97
0.5100	56.47	0.94	55.63	0.97
0.5200	56.43	0.95	55.23	0.99
0.5300	56.39	0.95	55.97	1.00
0.5400	56.35	0.95	55.64	1.00
0.5500	56.31	0.95	55.34	1.01

2013 Celltech Labs Inc. This document is not to be reproduced in whole or in part without the prior written permission of Celltech Labs Inc.