APPENDIX C - SETUP PHOTOS

Figure: 1

Setup Photo - BODY Configuration				Separation Distance to Phantom (mm)	
Accessories Shown					
Antenna	Battery	Body	Audio	Antenna	DUT
4000-01	14034-4045-01	Belt-Clip	Spkr-Mic	22	0

DUT
XL-185P C1D1
Phantom
ELI

Normal View

Close-Up View

©2017 Celltech Labs Inc. This document is not to be reproduced in whole or in part without the expressed written permission of Celltech Labs Inc.

Figure: 2

Setup Photo - BODY Configuration				Separation Distance to Phantom (mm)	
Accessories Shown					
Antenna	Battery	Body	Audio	Antenna	DUT
4420-01	14034-4045-01	Belt-Clip	Spkr-Mic	30	0

DUT
XL-185P C1D1
Phantom
ELI

Normal View



Close-Up View

©2017 Celltech Labs Inc. This document is not to be reproduced in whole or in part without the expressed written permission of Celltech Labs Inc.

Figure: 3

Setup Photo - BODY Configuration				Separation Distance to Phantom (mm)	
Accessories Shown					
Antenna	Battery	Body	Audio	Antenna	DUT
4440-01	14034-4045-01	Belt-Clip	Spkr-Mic	30	0

DUT
XL-185P C1D1
Phantom
ELI



Normal View

Close-Up View

©2017 Celltech Labs Inc. This document is not to be reproduced in whole or in part without the expressed written permission of Celltech Labs Inc.

Figure: 4

Setup Photo - BODY Configuration				Separation Distance to Phantom (mm)	
Accessories Shown					
Antenna	Battery	Body	Audio	Antenna	DUT
4440-02	14034-4045-01	Belt-Clip	Spkr-Mic	30	0

DUT
XL-185P C1D1
Phantom
ELI

Normal View



Close-Up View

©2017 Celltech Labs Inc. This document is not to be reproduced in whole or in part without the expressed written permission of Celltech Labs Inc.

Figure: 5

Setup Photo - FACE Configuration				Separation Distance to Phantom (mm)	
Accessories Shown					
Antenna	Battery	Body	Audio	Antenna	DUT
4000-01	14034-4045-01	n/a	n/a	52	25

DUT
XL-185P C1D1
Phantom
ELI

Normal View



Close-Up View

©2017 Celltech Labs Inc. This document is not to be reproduced in whole or in part without the expressed written permission of Celltech Labs Inc.

Figure: 6

Setup Photo - FACE Configuration				Separation Distance to Phantom (mm)	
Accessories Shown					
Antenna	Battery	Body	Audio	Antenna	DUT
4420-01	14034-4045-01	n/a	n/a	55	25

DUT
XL-185P C1D1
Phantom
ELI

Normal View



Close-Up View

©2017 Celltech Labs Inc. This document is not to be reproduced in whole or in part without the expressed written permission of Celltech Labs Inc.

Figure: 7

Setup Photo - FACE Configuration				Separation Distance to Phantom (mm)	
Accessories Shown					
Antenna	Battery	Body	Audio	Antenna	DUT
4440-01	14034-4045-01	n/a	n/a	55	25

DUT
XL-185P C1D1
Phantom
ELI

Normal View



Close-Up View

Figure: 8

Setup Photo - FACE Configuration				Separation Distance to Phantom (mm)	
Accessories Shown					
Antenna	Battery	Body	Audio	Antenna	DUT
4440-02	14034-4045-01	n/a	n/a	55	25

DUT
XL-185P C1D1
Phantom
ELI

Normal View



Close-Up View

©2017 Celltech Labs Inc. This document is not to be reproduced in whole or in part without the expressed written permission of Celltech Labs Inc.