APPENDIX C - SETUP PHOTOS

Figure C.1 - Body Configuration, KRE101506/2 Antenna

Setup Photo - BODY Configuration				Separation Distance to Phantom (mm)	
Accessories Shown					
Antenna	Battery	Body	Audio	Antenna	DUT
KRE101506/2	BT-023436-001	CC23894	MC-011617-606	25	0

DUT
XL-95P
Phantom
ELI



Normal View

Close-Up View

©2021 Celltech Labs Inc. This document is not to be reproduced in whole or in part without the expressed written permission of Celltech Labs Inc.

Figure C.2 - Body Configuration, KRE101506/1 Antenna

Setup Photo - BODY Configuration				Separation Distance to Phantom (mm)	
Accessories Shown					
Antenna	Battery	Body	Audio	Antenna	DUT
KRE101506/1	BT-023436-001	CC23894	MC-011617-606	25	0

DUT
XL-95P
Phantom
ELI



Normal View

Close-Up View

©2021 Celltech Labs Inc. This document is not to be reproduced in whole or in part without the expressed written permission of Celltech Labs Inc.

Figure C.3 - Body Configuration, 14002-0223-01 Antenna

Setup Photo - BODY Configuration				Separation Distance to Phantom (mm)	
Accessories Shown					
Antenna	Battery	Body	Audio	Antenna	DUT
14002-0223-01	BT-023436-001	CC23894	MC-011617-606	25	0

DUT
XL-95P
Phantom
ELI

Normal View



Close-Up View

©2021 Celltech Labs Inc. This document is not to be reproduced in whole or in part without the expressed written permission of Celltech Labs Inc.

Figure C.4 - Body Configuration, 14002-0217-01 Holster

Setup Photo - BODY Configuration				Separation Distance to Phantom (mm)	
Accessories Shown					
Antenna	Battery	Body	Audio	Antenna	DUT
KRE101506/2	BT-023436-001	14002-0217-01	MC-011617-606	30	0
DUT					
XL-95P					
Phantom					
ELI					

Normal View



Close-Up View

©2021 Celltech Labs Inc. This document is not to be reproduced in whole or in part without the expressed written permission of Celltech Labs Inc.

Figure C.5 - Body Configuration, 14011-0012-01 Belt Loop

Setup Photo - BODY Configuration				Separation Distance to Phantom (mm)	
Accessories Shown					
Antenna	Battery	Body	Audio	Antenna	DUT
KRE101506/2	BT-023436-001	14011-0012-01	MC-011617-606	59	0

DUT
XL-95P
Phantom
ELI

Normal View

Close-Up View

©2021 Celltech Labs Inc. This document is not to be reproduced in whole or in part without the expressed written permission of Celltech Labs Inc.

Figure C.6 - Body Configuration, MC-011617-602 Speaker MIC

Setup Photo - BODY Configuration				Separation Distance to Phantom (mm)	
Accessories Shown					
Antenna	Battery	Body	Audio	Antenna	DUT
KRE101506/2	BT-023436-001	N/A	MC-011617-602	30	0

DUT
Speaker Mic
Phantom
ELI

Normal View



Close-Up View



©2021 Celltech Labs Inc. This document is not to be reproduced in whole or in part without the expressed written permission of Celltech Labs Inc.

Figure C.7 - Body Configuration, MC-011617-703 Speaker MIC

Setup Photo - BODY Configuration				Separation Distance to Phantom (mm)	
Accessories Shown					
Antenna	Battery	Body	Audio	Antenna	DUT
KRE101506/1	BT-023436-001	N/A	MC-011617-703	30	0

DUT
Speaker Mic
Phantom
ELI

Normal View



Close-Up View



©2021 Celltech Labs Inc. This document is not to be reproduced in whole or in part without the expressed written permission of Celltech Labs Inc.

Figure C.8 - Face Configuration, KRE101506/2 Antenna

Setup Photo - Face Configuration				Separation Distance to Phantom (mm)	
Accessories Shown					
Antenna	Battery	Body	Audio	Antenna	DUT
KRE101506/2	BT-023436-001	N/A	N/A	50	25
DUT					
XL-95P					
Phantom					
ELI					

Normal View

Close-Up View



©2021 Celltech Labs Inc. This document is not to be reproduced in whole or in part without the expressed written permission of Celltech Labs Inc.

Figure C.9 - Face Configuration, MC-011617-602 Speaker MIC

Setup Photo - Face Configuration				Separation Distance to Phantom (mm)	
Accessories Shown					
Antenna	Battery	Body	Audio	Antenna	DUT
KRE101506/2	BT-023436-001	N/A	MC-011617-602	55	25

DUT	
Speaker Mic	
Phantom	
ELI	
Normal View	
Close-Up View	

©2021 Celltech Labs Inc. This document is not to be reproduced in whole or in part without the expressed written permission of Celltech Labs Inc.

Figure C.10 - Face Configuration, MC-011617-703 Speaker MIC

Setup Photo - Face Configuration				Separation Distance to Phantom (mm)	
Accessories Shown					
Antenna	Battery	Body	Audio	Antenna	DUT
KRE101506/1	BT-023436-001	N/A	MC-011617-703	55	25

DUT
Speaker Mic
Phantom
ELI

Normal View



Close-Up View



©2021 Celltech Labs Inc. This document is not to be reproduced in whole or in part without the expressed written permission of Celltech Labs Inc.