Appendix A

Detailed System Check Results

1. System Performance Check
System Performance Check 835 MHz Head
System Performance Check 1750 MHz Head
System Performance Check 1950 MHz Head
System Performance Check 2450 MHz Head
System Performance Check 2600 MHz Head
System Performance Check 5250 MHz Head
System Performance Check 5600 MHz Head
System Performance Check 5750 MHz Head

Unless otherwise agreed in writing, this document is issued by the Company subject to its General Conditions of Service printed overleaf, available on request or accessible at https://www.sgs.com/en/Terms-and-Conditions. Attention is drawn to the limitation of liability, indemnification and jurisdiction issues defined therein. Any holder of this document is advised that information contained hereon reflects the Company's findings at the time of its intervention only and within the limits of Client's instructions, if any. The Company's sole responsibility is to its Client and this document does not exonerate parties to a transaction from exercising all their rights and obligations under the transaction documents. This document cannot be reproduced except in full, without prior written approval of the Company. Any unauthorized alteration, forgery or falsification of the content or appearance of this document is unlawful and offenders may be prosecuted to the fullest extent of the law. Unless otherwise stated the results shown in this test report refer only to the sample(s) tested and such sample(s) are retained for 30 days only.
Attention: To check the authenticity of testing /inspection report & certificate, please contact us at telephone: (86-755) 8307 1443, or email: CN.Doccheck@sgs.com
SGS-CSTC Standards Technical Services Co., Ltd. Shenzhen Branch
No.1 Workshop, M-10, Middle Section, Science & Technology Park, Nanshan District, Shenzhen, Guangdong, China 518057 t (86-755) 26012053 f (86-755) 26710594 www.sgsgroup.com.cn
中国·广东·深圳市南山区科技园中区M-10栋1号厂房 邮编:518057 t (86-755) 26012053 f (86-755) 26710594 sgs.china@sgs.com
Member of the SGS Group (SGS SA)

Date: 2025-06-06

Test Laboratory: SGS-SAR Lab

System Performance Check 835 MHz Head

DUT: D835V2; Type: Dipole; Serial: 4d105

Communication System: UID 0, CW (0); Frequency: 835 MHz;Duty Cycle: 1:1

Medium: HSL835;Medium parameters used: f = 835 MHz; σ = 0.916 S/m; ε_r = 42.020; ρ = 1000 kg/m^3
Phantom section: Flat Section

DASY 5 Configuration:

- Probe: EX3DV4 - SN3789; ConvF(8.64, 8.64, 8.64); Calibrated: 2025-01-15
- Sensor-Surface: 1.4mm (Mechanical Surface Detection)
- Electronics: DAE4 Sn896; Calibrated: 2025-03-27
- Phantom: SAM 6; Type: SAM Twin; Serial: 1913
- DASY52 52.10.4(1527); SEMCAD X 14.6.14(7483)

Configuration/d=15mm, Pin=250mW/Area Scan (5x13x1): Measurement grid: dx=15mm, dy=15mm
Maximum value of SAR (measured) = 2.84 W/kg

Configuration/d=15mm, Pin=250mW/Zoom Scan (5x5x5)/Cube 0: Measurement grid: dx=8mm, dy=8mm, dz=5mm
Reference Value = 52.17 V/m; Power Drift = 0.13 dB
Peak SAR (extrapolated) = 3.88 W/kg
SAR(1 g) = 2.46 W/kg; SAR(10 g) = 1.63 W/kg
Smallest distance from peaks to all points 3 dB below = 16 mm
Ratio of SAR at M2 to SAR at M1 = 63.8%
Maximum value of SAR (measured) = 3.35 W/kg

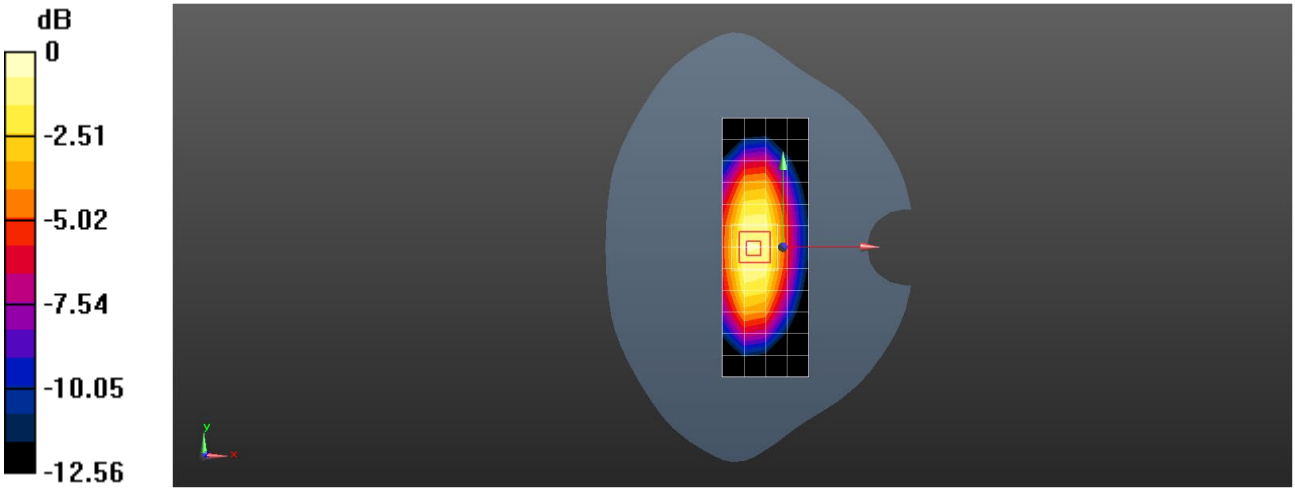

0 dB = 3.35 W/kg = 5.25 dBW/kg

Date: 2025-05-28

Test Laboratory: SGS-SAR Lab

System Performance Check 1750MHz Head

DUT: D1750V2; Type: Dipole; Serial: 1149

Communication System: UID 0, CW (0); Frequency: 1750 MHz;Duty Cycle: 1:1

Medium: HSL1750;Medium parameters used: f = 1750 MHz; σ = 1.377 S/m; ε_r = 40.932; ρ = 1000 kg/m^3
Phantom section: Flat Section

DASY 5 Configuration:

- Probe: EX3DV4 - SN3789; ConvF(7.71, 7.71, 7.71); Calibrated: 2025-01-15
- Sensor-Surface: 1.4mm (Mechanical Surface Detection)
- Electronics: DAE4 Sn896; Calibrated: 2025-03-27
- Phantom: SAM 6; Type: SAM Twin; Serial: 1913
- DASY52 52.10.4(1527); SEMCAD X 14.6.14(7483)

Configuration/d=10mm, Pin=250mW/Area Scan (7x10x1): Measurement grid: dx=15mm, dy=15mm
Maximum value of SAR (measured) = 13.5 W/kg

Configuration/d=10mm, Pin=250mW/Zoom Scan (5x5x5)/Cube 0: Measurement grid: dx=8mm, dy=8mm, dz=5mm
Reference Value = 86.13 V/m; Power Drift = 0.17 dB
Peak SAR (extrapolated) = 17.4 W/kg
SAR(1 g) = 9.56 W/kg; SAR(10 g) = 5.20 W/kg
Smallest distance from peaks to all points 3 dB below = 10.1 mm
Ratio of SAR at M2 to SAR at M1 = 56%
Maximum value of SAR (measured) = 14.6 W/kg

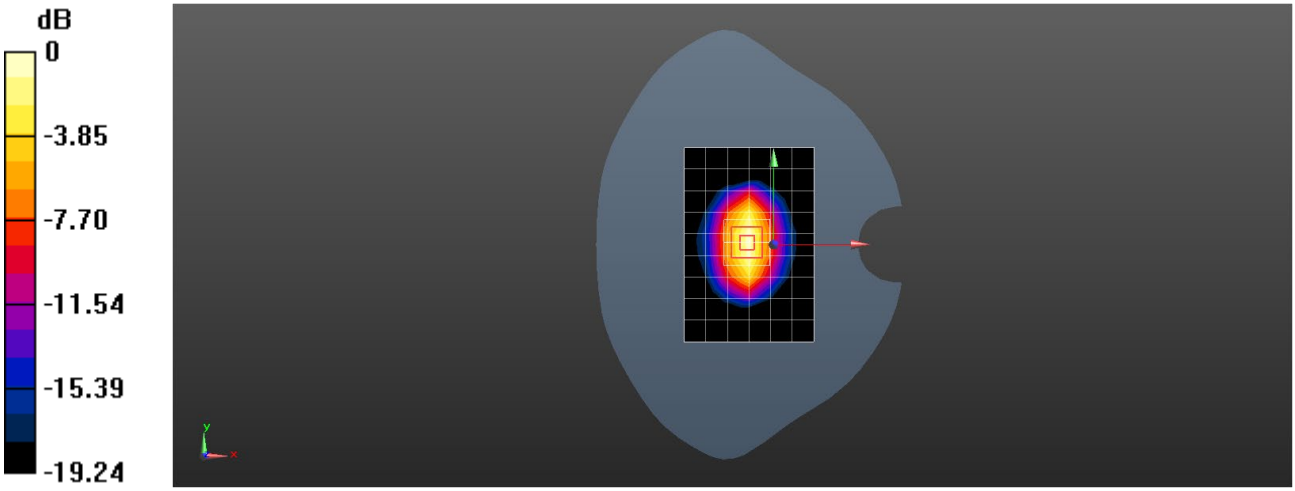

0 dB = 14.6 W/kg = 11.64 dBW/kg

Date: 2025-06-11

Test Laboratory: SGS-SAR Lab

System Performance Check 1950 MHz Head

DUT: D1950V3; Type: Dipole; Serial: 1138

Communication System: UID 0, CW (0); Frequency: 1950 MHz;Duty Cycle: 1:1

Medium: HSL1950;Medium parameters used: f = 1950 MHz; σ = 1.433 S/m; ε_r = 40.556; ρ = 1000 kg/m^3
Phantom section: Flat Section

DASY 5 Configuration:

- Probe: EX3DV4 - SN3789; ConvF(7.38, 7.38, 7.38); Calibrated: 2025-01-15
- Sensor-Surface: 1.4mm (Mechanical Surface Detection)
- Electronics: DAE4 Sn896; Calibrated: 2025-03-27
- Phantom: SAM 6; Type: SAM Twin; Serial: 1913
- DASY52 52.10.4(1527); SEMCAD X 14.6.14(7483)

Configuration/d=10mm, Pin=250mW/Area Scan (5x7x1): Measurement grid: dx=15mm, dy=15mm
Maximum value of SAR (measured) = 13.2 W/kg

Configuration/d=10mm, Pin=250mW/Zoom Scan (5x5x5)/Cube 0: Measurement grid: dx=8mm, dy=8mm, dz=5mm
Reference Value = 90.60 V/m; Power Drift = 0.09 dB
Peak SAR (extrapolated) = 19.2 W/kg
SAR(1 g) = 10.7 W/kg; SAR(10 g) = 5.61 W/kg
Smallest distance from peaks to all points 3 dB below = 9.6 mm
Ratio of SAR at M2 to SAR at M1 = 57.9%
Maximum value of SAR (measured) = 13.0 W/kg

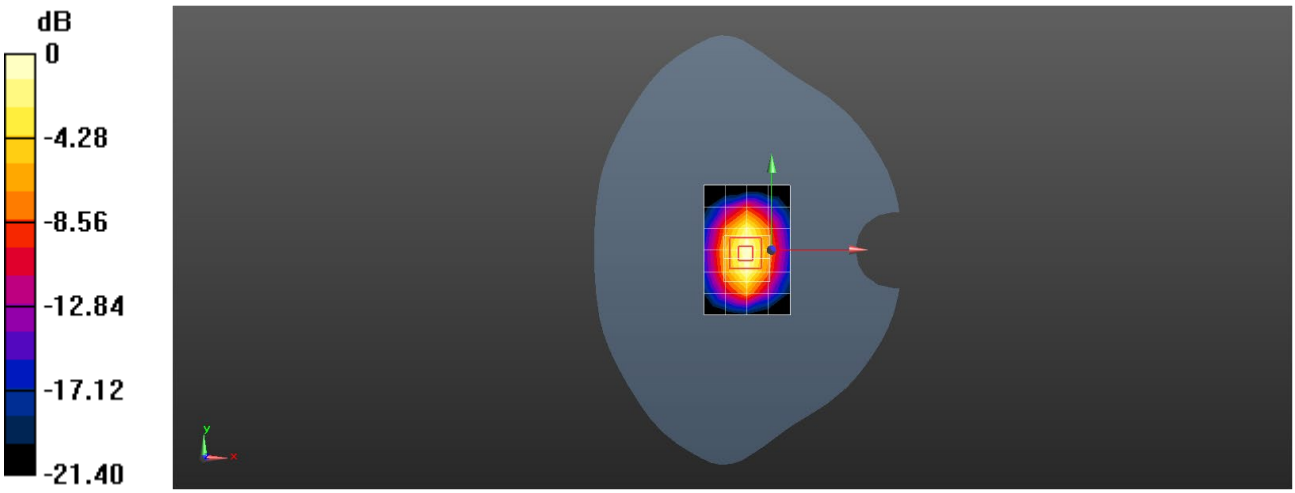

0 dB = 13.0 W/kg = 11.14 dBW/kg

Date: 2025-05-15

Test Laboratory: SGS-SAR Lab

System Performance Check 2450MHz Head

DUT: D2450V2; Type: Dipole; Serial: 733

Communication System: UID 0, CW; Frequency: 2450 MHz;Duty Cycle: 1:1

Medium: HSL2450;Medium parameters used: f = 2450 MHz; σ = 1.768 S/m; ε_r = 40.494; ρ = 1000 kg/m^3
Phantom section: Flat Section

DASY 5 Configuration:

- Probe: EX3DV4 - SN3789; ConvF(6.98, 6.98, 6.98); Calibrated: 2025-01-15
- Sensor-Surface: 1.4mm (Mechanical Surface Detection)
- Electronics: DAE4 Sn896; Calibrated: 2025-03-27
- Phantom: SAM 6; Type: SAM Twin; Serial: 1913
- DASY52 52.10.4(1527); SEMCAD X 14.6.14(7483)

Configuration/d=10mm, Pin=250mW/Area Scan (9x9x1): Measurement grid: dx=12mm, dy=12mm
Maximum value of SAR (measured) = 21.2 W/kg

Configuration/d=10mm, Pin=250mW/Zoom Scan (7x7x5)/Cube 0: Measurement grid: dx=5mm, dy=5mm, dz=5mm
Reference Value = 90.99 V/m; Power Drift = -0.06 dB
Peak SAR (extrapolated) = 26.3 W/kg
SAR(1 g) = 12.9 W/kg; SAR(10 g) = 6.19 W/kg
Smallest distance from peaks to all points 3 dB below = 8.9 mm
Ratio of SAR at M2 to SAR at M1 = 50.7%
Maximum value of SAR (measured) = 21.3 W/kg

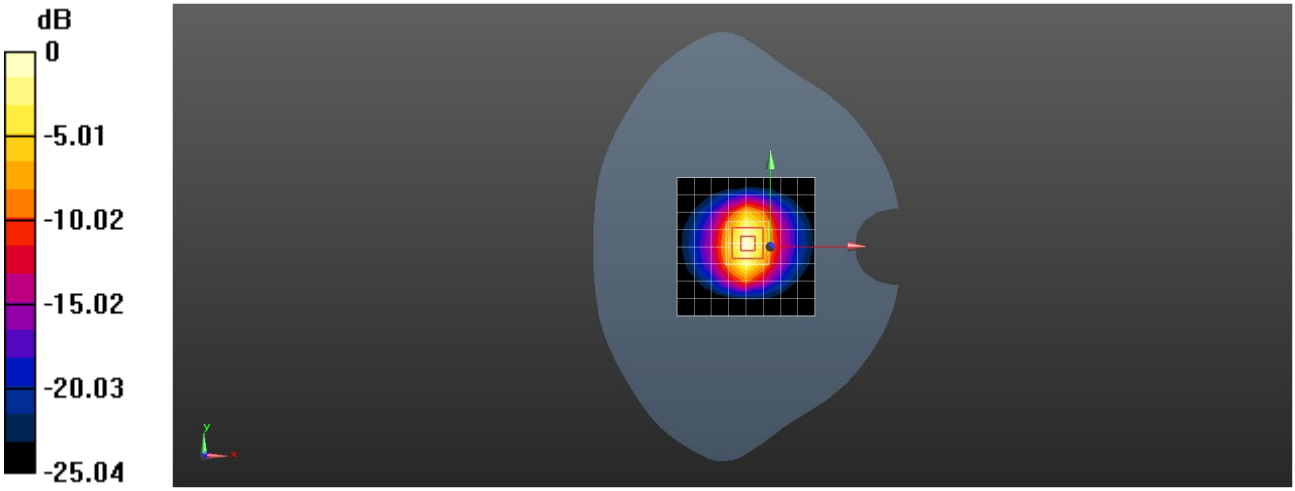

0 dB = 21.3 W/kg = 13.28 dBW/kg

Date: 2025/6/8

Test Laboratory: SGS-SAR Lab

System Performance Check 2450MHz Head

DUT: D2450V2; Type: Dipole; Serial: 733

Communication System: UID 0, CW; Frequency: 2450 MHz;Duty Cycle: 1:1

Medium: HSL2450;Medium parameters used: f = 2450 MHz; σ = 1.798 S/m; ε_r = 40.241; ρ = 1000 kg/m^3
Phantom section: Flat Section

DASY 5 Configuration:

- Probe: EX3DV4 - SN7636; ConvF(7.95, 7.95, 7.95); Calibrated: 2024/7/17
- Sensor-Surface: 1.4mm (Mechanical Surface Detection)
- Electronics: DAE4 Sn867; Calibrated: 2024/12/31
- Phantom: Twin-SAM V8.0 (30deg probe tilt); Type: QD 000 P41 Ax; Serial: 1609
- DASY52 52.10.4(1527); SEMCAD X 14.6.14(7483)

Configuration/d=10mm, Pin=250mW/Area Scan (6x9x1): Measurement grid: dx=12mm, dy=12mm
Maximum value of SAR (measured) = 20.8 W/kg

Configuration/d=10mm, Pin=250mW/Zoom Scan (7x7x7)/Cube 0: Measurement grid: dx=5mm, dy=5mm, dz=5mm
Reference Value = 85.74 V/m; Power Drift = 0.09 dB
Peak SAR (extrapolated) = 27.4 W/kg
SAR(1 g) = 13.7 W/kg; SAR(10 g) = 6.52 W/kg
Smallest distance from peaks to all points 3 dB below = 9 mm
Ratio of SAR at M2 to SAR at M1 = 50.9%
Maximum value of SAR (measured) = 22.4 W/kg

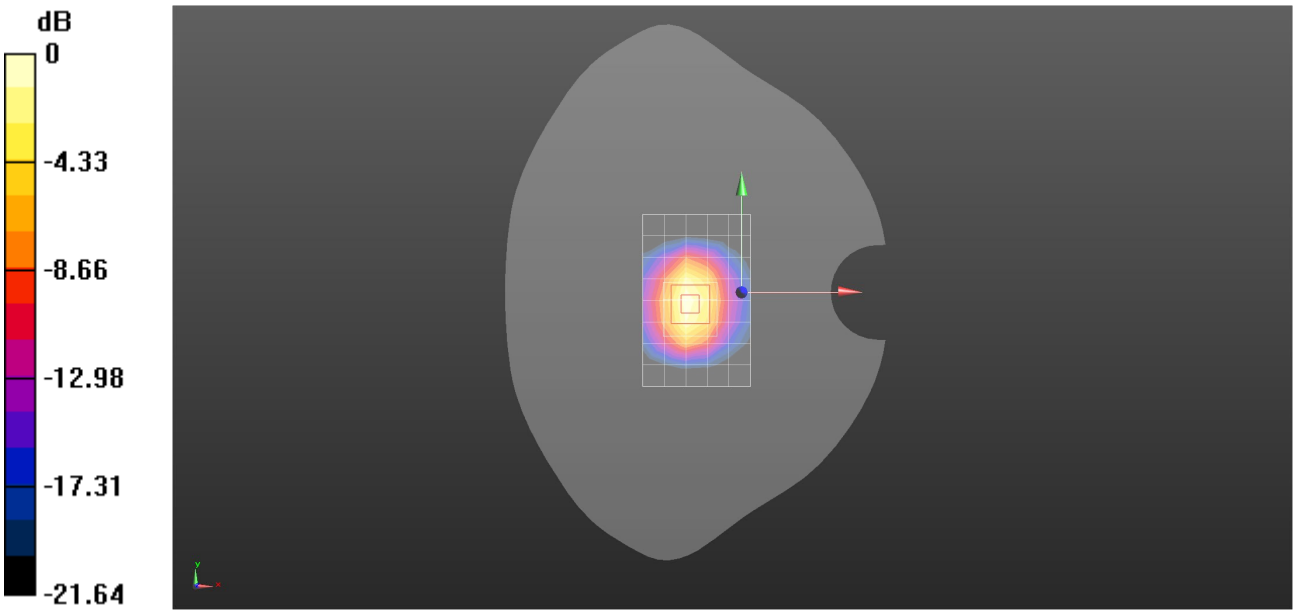

0 dB = 22.4 W/kg = 13.50 dBW/kg

Date: 2025/6/8

Test Laboratory: SGS-SAR Lab

System Performance Check 2600MHz Head

DUT: D2600V2; Type: Dipole; Serial: 1125

Communication System: UID 0, CW (0); Frequency: 2600 MHz;Duty Cycle: 1:1

Medium: HSL2600;Medium parameters used: f = 2600 MHz; σ = 1.969 S/m; ε_r = 39.782; ρ = 1000 kg/m^3
Phantom section: Flat Section

DASY 5 Configuration:

- Probe: EX3DV4 - SN7636; ConvF(7.77, 7.77, 7.77); Calibrated: 2024/7/17
- Sensor-Surface: 1.4mm (Mechanical Surface Detection)
- Electronics: DAE4 Sn867; Calibrated: 2024/12/31
- Phantom: Twin-SAM V8.0 (30deg probe tilt); Type: QD 000 P41 Ax; Serial: 1609
- DASY52 52.10.4(1527); SEMCAD X 14.6.14(7483)

Configuration/d=10mm, Pin=250mW/Area Scan (7x11x1): Measurement grid: dx=12mm, dy=12mm
Maximum value of SAR (measured) = 17.9 W/kg

Configuration/d=10mm, Pin=250mW/Zoom Scan (7x7x7)/Cube 0: Measurement grid: dx=5mm, dy=5mm, dz=5mm
Reference Value = 80.75 V/m; Power Drift = 0.02 dB
Peak SAR (extrapolated) = 29.9 W/kg
SAR(1 g) = 14.4 W/kg; SAR(10 g) = 6.53 W/kg
Smallest distance from peaks to all points 3 dB below = 8.9 mm
Ratio of SAR at M2 to SAR at M1 = 49.1%
Maximum value of SAR (measured) = 24.1 W/kg

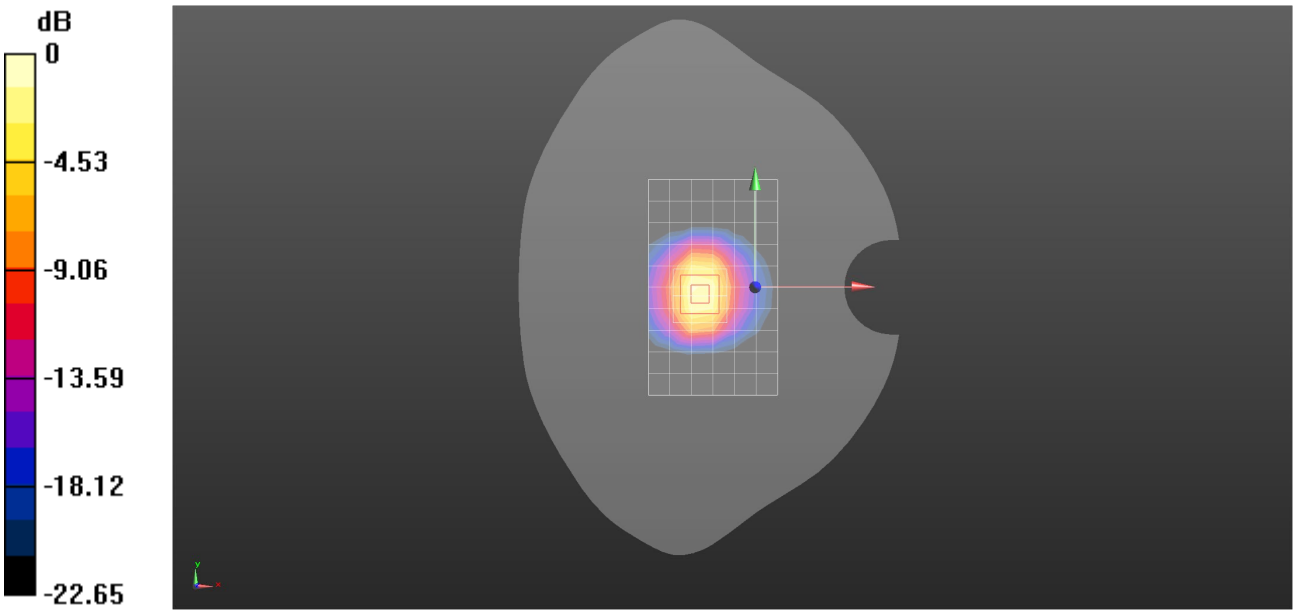

0 dB = 24.1 W/kg = 13.82 dBW/kg

Date: 2025/5/30

Test Laboratory: SGS-SAR Lab

System Performance Check 5.25GHz Head

DUT: D5GHzV2; Type: Dipole; Serial: 1165

Communication System: UID 0, CW (0); Frequency: 5250 MHz;Duty Cycle: 1:1

Medium: HSL5G;Medium parameters used: f = 5250 MHz; σ = 4.649 S/m; ε_r = 36.06; ρ = 1000 kg/m^3
Phantom section: Flat Section

DASY 5 Configuration:

- Probe: EX3DV4 - SN7636; ConvF(5.6, 5.6, 5.6); Calibrated: 2024/7/17
- Sensor-Surface: 1.4mm (Mechanical Surface Detection)
- Electronics: DAE4 Sn867; Calibrated: 2024/12/31
- Phantom: Twin-SAM V8.0 (30deg probe tilt); Type: QD 000 P41 Ax; Serial: 1609
- DASY52 52.10.4(1527); SEMCAD X 14.6.14(7483)

Configuration/d=10mm, Pin=100mW/Area Scan (8x8x1): Measurement grid: dx=10mm, dy=10mm
Maximum value of SAR (measured) = 17.8 W/kg

Configuration/d=10mm, Pin=100mW/Zoom Scan (7x7x17)/Cube 0: Measurement grid: dx=4mm, dy=4mm, dz=1.4mm
Reference Value = 32.68 V/m; Power Drift = 0.07 dB
Peak SAR (extrapolated) = 29.1 W/kg
SAR(1 g) = 7.21 W/kg; SAR(10 g) = 2.06 W/kg
Smallest distance from peaks to all points 3 dB below = 7.2 mm
Ratio of SAR at M2 to SAR at M1 = 65.3%
Maximum value of SAR (measured) = 17.9 W/kg

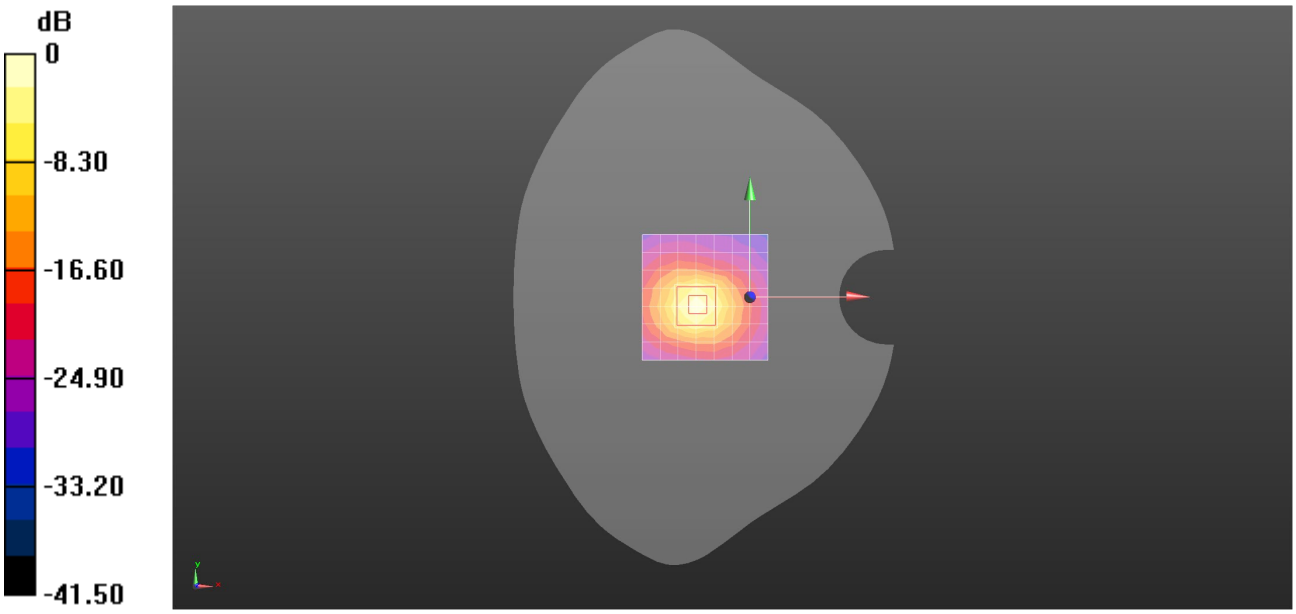

0 dB = 17.9 W/kg = 12.53 dBW/kg

Date: 2025/5/30

Test Laboratory: SGS-SAR Lab

System Performance Check 5.6GHz Head

DUT: D5GHzV2; Type: Dipole; Serial: 1165

Communication System: UID 0, CW (0); Frequency: 5600 MHz;Duty Cycle: 1:1

Medium: HSL5G;Medium parameters used: f = 5600 MHz; σ = 5.028 S/m; ε_r = 35.192; ρ = 1000 kg/m^3
Phantom section: Flat Section

DASY 5 Configuration:

- Probe: EX3DV4 - SN7636; ConvF(5.02, 5.02, 5.02); Calibrated: 2024/7/17
- Sensor-Surface: 1.4mm (Mechanical Surface Detection)
- Electronics: DAE4 Sn867; Calibrated: 2024/12/31
- Phantom: Twin-SAM V8.0 (30deg probe tilt); Type: QD 000 P41 Ax; Serial: 1609
- DASY52 52.10.4(1527); SEMCAD X 14.6.14(7483)

Configuration/d=10mm, Pin=100mW, f=5600 MHz/Area Scan (8x11x1): Measurement grid: dx=10mm, dy=10mm
Maximum value of SAR (measured) = 15.0 W/kg

Configuration/d=10mm, Pin=100mW, f=5600 MHz/Zoom Scan (7x7x7)/Cube 0: Measurement grid: dx=4mm, dy=4mm, dz=1.4mm
Reference Value = 32.90 V/m; Power Drift = 0.07 dB
Peak SAR (extrapolated) = 34.6 W/kg
SAR(1 g) = 8.03 W/kg; SAR(10 g) = 2.28 W/kg
Smallest distance from peaks to all points 3 dB below = 7.2 mm
Ratio of SAR at M2 to SAR at M1 = 62.9%
Maximum value of SAR (measured) = 20.9 W/kg

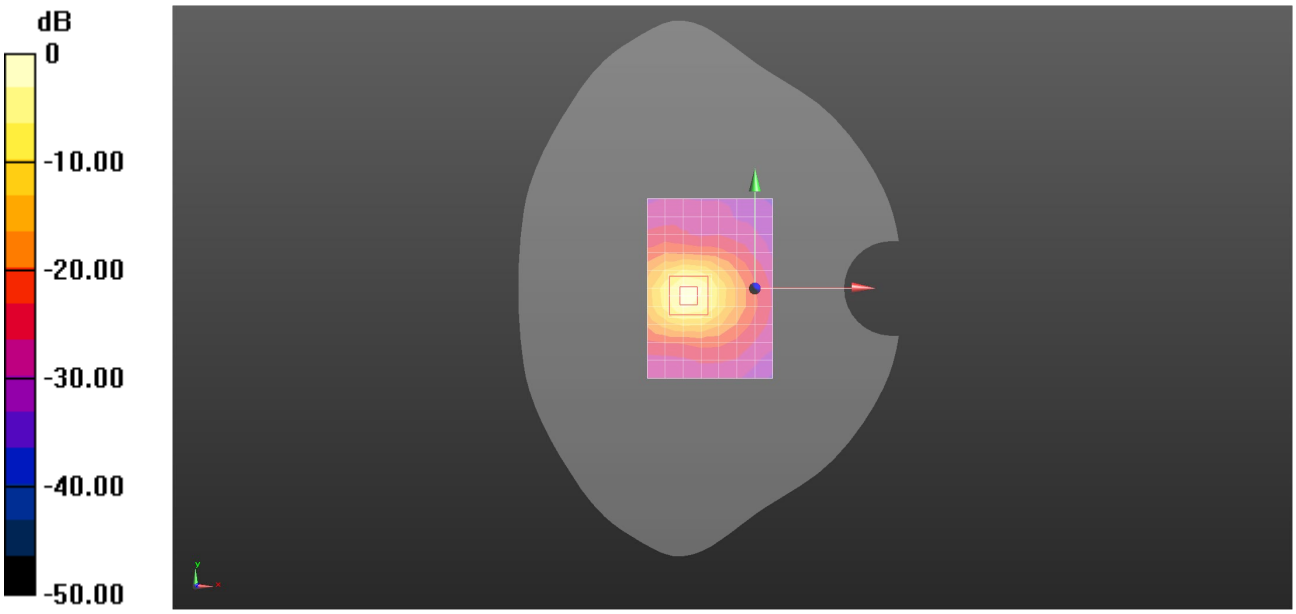

0 dB = 20.9 W/kg = 13.20 dBW/kg

Date: 2025/5/30

Test Laboratory: SGS-SAR Lab

System Performance Check 5.75GHz Head

DUT: D5GHzV2; Type: Dipole; Serial: 1165

Communication System: UID 0, CW (0); Frequency: 5750 MHz;Duty Cycle: 1:1

Medium: HSL5G;Medium parameters used: f = 5750 MHz; σ = 5.219 S/m; ε_r = 35.011; ρ = 1000 kg/m^3
Phantom section: Flat Section

DASY 5 Configuration:

- Probe: EX3DV4 - SN7636; ConvF(5.16, 5.16, 5.16); Calibrated: 2024/7/17
- Sensor-Surface: 1.4mm (Mechanical Surface Detection)
- Electronics: DAE4 Sn867; Calibrated: 2024/12/31
- Phantom: Twin-SAM V8.0 (30deg probe tilt); Type: QD 000 P41 Ax; Serial: 1609
- DASY52 52.10.4(1527); SEMCAD X 14.6.14(7483)

Configuration/d=10mm, Pin=100mW/Area Scan (8x8x1): Measurement grid: dx=10mm, dy=10mm
Maximum value of SAR (measured) = 11.9 W/kg

Configuration/d=10mm, Pin=100mW/Zoom Scan (7x7x17)/Cube 0: Measurement grid: dx=4mm, dy=4mm, dz=1.4mm
Reference Value = 39.71 V/m; Power Drift = -0.02 dB
Peak SAR (extrapolated) = 34.8 W/kg
SAR(1 g) = 7.54 W/kg; SAR(10 g) = 2.17 W/kg
Smallest distance from peaks to all points 3 dB below = 7.5 mm
Ratio of SAR at M2 to SAR at M1 = 61.3%
Maximum value of SAR (measured) = 19.6 W/kg

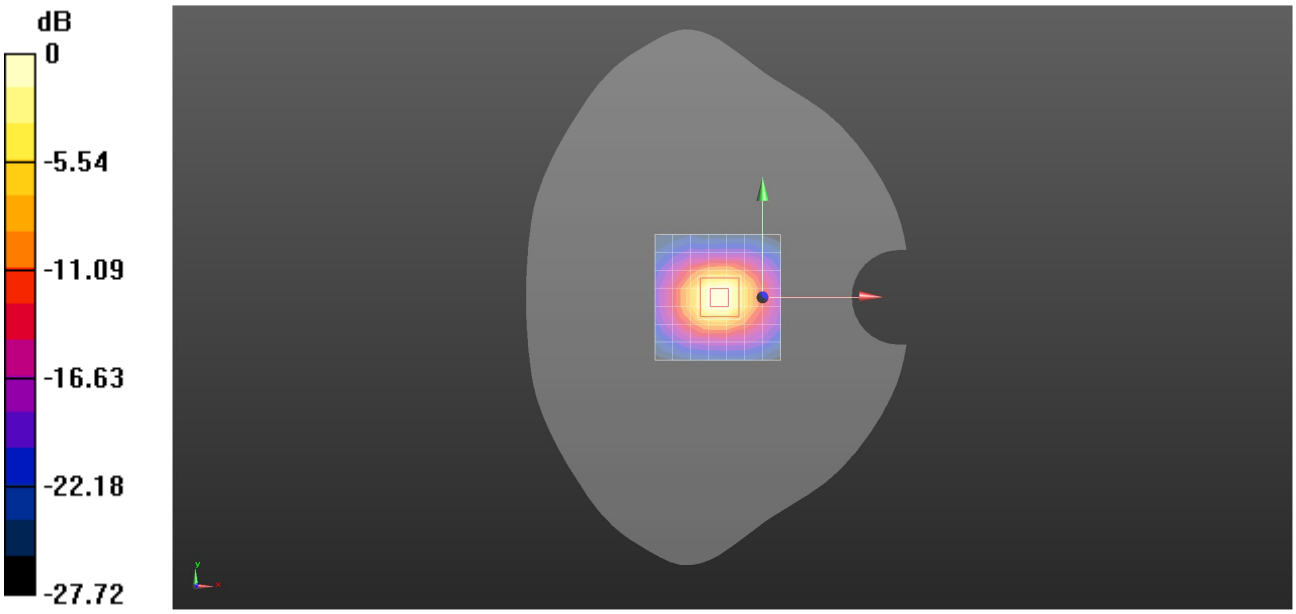

0 dB = 11.9 W/kg = 10.75 dBW/kg

- End of the Appendix -