1. Effective (Isotropic) Radiated Power Output Data

1.1 Test Result

1.1.1 PCS1900_EIRP

Band: PCS1900								
ENV	Mode		Frequency (MHz)	Conducted Power (dBm)	Gain (dBi)	EIRP (dBm)		Verdict
	Network	Subset				Result	Limit	
NTNV	GPRS	1 TX Slot	1850.2	29.90	2.63	32.53	<=33.01	Pass
		2 TX Slots	1850.2	27.80	2.63	30.43	<=33.01	Pass
		3 TX Slots	1850.2	26.08	2.63	28.71	<=33.01	Pass
		4 TX Slots	1850.2	23.99	2.63	26.62	<=33.01	Pass
		1 TX Slot	1880	29.72	2.63	32.35	<=33.01	Pass
		2 TX Slots	1880	27.28	2.63	29.91	<=33.01	Pass
		3 TX Slots	1880	25.52	2.63	28.15	<=33.01	Pass
		4 TX Slots	1880	23.42	2.63	26.05	<=33.01	Pass
		1 TX Slot	1909.8	29.78	2.63	32.41	<=33.01	Pass
		2 TX Slots	1909.8	26.95	2.63	29.58	<=33.01	Pass
		3 TX Slots	1909.8	25.22	2.63	27.85	<=33.01	Pass
		4 TX Slots	1909.8	23.11	2.63	25.74	<=33.01	Pass
	EGPRS	1 TX Slot	1850.2	25.31	2.63	27.94	<=33.01	Pass
		2 TX Slots	1850.2	23.74	2.63	26.37	<=33.01	Pass
		3 TX Slots	1850.2	21.31	2.63	23.94	<=33.01	Pass
		4 TX Slots	1850.2	18.59	2.63	21.22	<=33.01	Pass
		1 TX Slot	1880	25.04	2.63	27.67	<=33.01	Pass
		2 TX Slots	1880	23.51	2.63	26.14	<=33.01	Pass
		3 TX Slots	1880	21.37	2.63	24.00	<=33.01	Pass
		4 TX Slots	1880	18.52	2.63	21.15	<=33.01	Pass
		1 TX Slot	1909.8	24.76	2.63	27.39	<=33.01	Pass
		2 TX Slots	1909.8	23.17	2.63	25.80	<=33.01	Pass
		3 TX Slots	1909.8	21.42	2.63	24.05	<=33.01	Pass
		4 TX Slots	1909.8	19.62	2.63	22.25	<=33.01	Pass
Note1: EIRP=Conducted Power+Antenna Gain								

2. Frequency Stability

2.1 Test Result

2.1.1 PCS1900

Band: PCS1900							
Network	Frequency (MHz)	Temp. (°C)	Voltage	Freq. Error (Hz)	Freq. vs. Rated (ppm)		Verdict
					Result	Limit	
GPRS	1850.2	20	LV	-14.270	-0.0077	-2.5 to 2.5	Pass
			NV	-14.432	-0.0078	-2.5 to 2.5	Pass
			HV	-10.202	-0.0055	-2.5 to 2.5	Pass
		-30	NV	-4.488	-0.0024	-2.5 to 2.5	Pass
		-20	NV	2.647	0.0014	-2.5 to 2.5	Pass
		-10	NV	-6.425	-0.0035	-2.5 to 2.5	Pass
		0	NV	-9.008	-0.0049	-2.5 to 2.5	Pass
		10	NV	4.133	0.0022	-2.5 to 2.5	Pass

		30	NV	12.365	0.0067	-2.5 to 2.5	Pass
		40	NV	-15.723	-0.0085	-2.5 to 2.5	Pass
		50	NV	0.743	0.0004	-2.5 to 2.5	Pass
	1880	20	LV	-8.556	-0.0046	-2.5 to 2.5	Pass
			NV	6.974	0.0037	-2.5 to 2.5	Pass
			HV	-2.970	-0.0016	-2.5 to 2.5	Pass
		-30	NV	10.913	0.0058	-2.5 to 2.5	Pass
		-20	NV	-15.045	-0.0080	-2.5 to 2.5	Pass
		-10	NV	-4.359	-0.0023	-2.5 to 2.5	Pass
		0	NV	4.100	0.0022	-2.5 to 2.5	Pass
		10	NV	0.097	0.0001	-2.5 to 2.5	Pass
		30	NV	-11.397	-0.0061	-2.5 to 2.5	Pass
		40	NV	-9.427	-0.0050	-2.5 to 2.5	Pass
		50	NV	-0.743	-0.0004	-2.5 to 2.5	Pass
	1909.8	20	LV	0.032	0.0000	-2.5 to 2.5	Pass
			NV	-1.130	-0.0006	-2.5 to 2.5	Pass
			HV	-11.913	-0.0062	-2.5 to 2.5	Pass
		-30	NV	-2.325	-0.0012	-2.5 to 2.5	Pass
		-20	NV	-1.614	-0.0008	-2.5 to 2.5	Pass
		-10	NV	0.420	0.0002	-2.5 to 2.5	Pass
		0	NV	-5.521	-0.0029	-2.5 to 2.5	Pass
		10	NV	2.260	0.0012	-2.5 to 2.5	Pass
		30	NV	-17.112	-0.0090	-2.5 to 2.5	Pass
		40	NV	-0.291	-0.0002	-2.5 to 2.5	Pass
		50	NV	-11.849	-0.0062	-2.5 to 2.5	Pass
EGPRS	1850.2	20	LV	-2.615	-0.0014	-2.5 to 2.5	Pass
			NV	-2.938	-0.0016	-2.5 to 2.5	Pass
			HV	-0.065	0.0000	-2.5 to 2.5	Pass
		-30	NV	-3.067	-0.0017	-2.5 to 2.5	Pass
		-20	NV	-3.132	-0.0017	-2.5 to 2.5	Pass
		-10	NV	3.099	0.0017	-2.5 to 2.5	Pass
		0	NV	4.617	0.0025	-2.5 to 2.5	Pass
		10	NV	0.775	0.0004	-2.5 to 2.5	Pass
		30	NV	-0.161	-0.0001	-2.5 to 2.5	Pass
		40	NV	4.100	0.0022	-2.5 to 2.5	Pass
		50	NV	-7.619	-0.0041	-2.5 to 2.5	Pass
	1880	20	LV	-22.180	-0.0118	-2.5 to 2.5	Pass
			NV	-14.787	-0.0079	-2.5 to 2.5	Pass
			HV	-9.879	-0.0053	-2.5 to 2.5	Pass
		-30	NV	-7.619	-0.0041	-2.5 to 2.5	Pass
		-20	NV	-10.493	-0.0056	-2.5 to 2.5	Pass
		-10	NV	-9.879	-0.0053	-2.5 to 2.5	Pass
		0	NV	-9.266	-0.0049	-2.5 to 2.5	Pass
		10	NV	-4.649	-0.0025	-2.5 to 2.5	Pass
		30	NV	-3.842	-0.0020	-2.5 to 2.5	Pass
		40	NV	-8.459	-0.0045	-2.5 to 2.5	Pass
		50	NV	-0.969	-0.0005	-2.5 to 2.5	Pass
	1909.8	20	LV	-7.781	-0.0041	-2.5 to 2.5	Pass
			NV	-16.950	-0.0089	-2.5 to 2.5	Pass
			HV	-12.656	-0.0066	-2.5 to 2.5	Pass
		-30	NV	-8.491	-0.0044	-2.5 to 2.5	Pass
		-20	NV	-3.713	-0.0019	-2.5 to 2.5	Pass
		-10	NV	-8.168	-0.0043	-2.5 to 2.5	Pass
		0	NV	-5.553	-0.0029	-2.5 to 2.5	Pass
		10	NV	-13.495	-0.0071	-2.5 to 2.5	Pass
		30	NV	-8.201	-0.0043	-2.5 to 2.5	Pass

		40	NV	-3.196	-0.0017	-2.5 to 2.5	Pass
		50	NV	-12.753	-0.0067	-2.5 to 2.5	Pass

3. 99% & 26dB Bandwidth

3.1 Test Result

3.1.1 PCS1900_OBW

Band: PCS1900						
ENV	Mode		Frequency (MHz)	99% Occupied Bandwidth (MHz)		Verdict
	Network	Subset		Result	Limit	
NTNV	GPRS	1 TX Slot	1850.2	0.248	/	Pass
			1880	0.247	/	Pass
			1909.8	0.248	/	Pass
	EGPRS	1 TX Slot	1850.2	0.241	/	Pass
			1880	0.239	/	Pass
			1909.8	0.251	/	Pass

3.1.2 PCS1900_XDB

Band: PCS1900						
ENV	Mode		Frequency (MHz)	26dB Bandwidth (MHz)		Verdict
	Network	Subset		Result	Limit	
NTNV	GPRS	1 TX Slot	1850.2	0.323	/	Pass
			1880	0.325	/	Pass
			1909.8	0.318	/	Pass
	EGPRS	1 TX Slot	1850.2	0.303	/	Pass
			1880	0.303	/	Pass
			1909.8	0.326	/	Pass

3.2 Test Graph

3.2.1 PCS1900_OBW

PCS1900_GPRS_LCH_1850.2MHz_1 TX Slot_NTNV

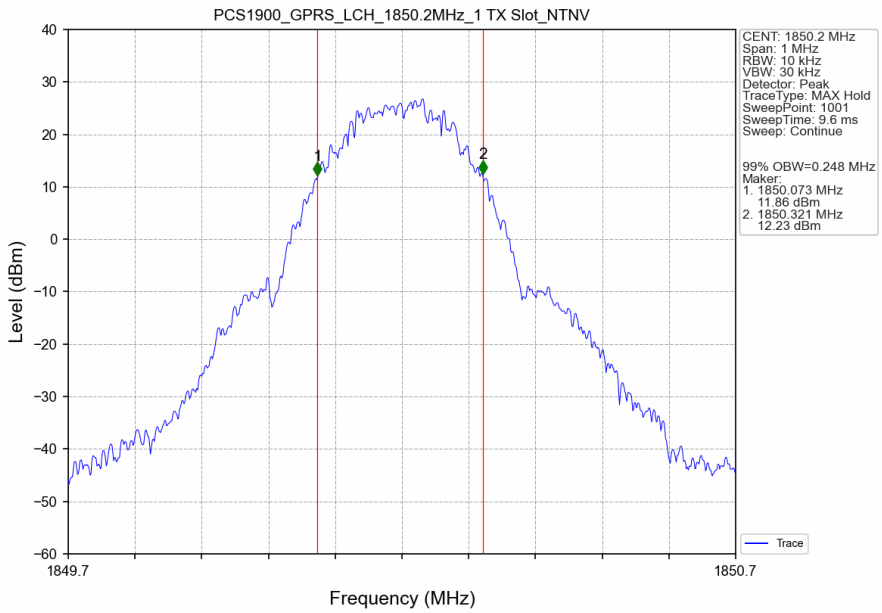

PCS1900_GPRS_MCH_1880MHz_1 TX Slot_NTNV

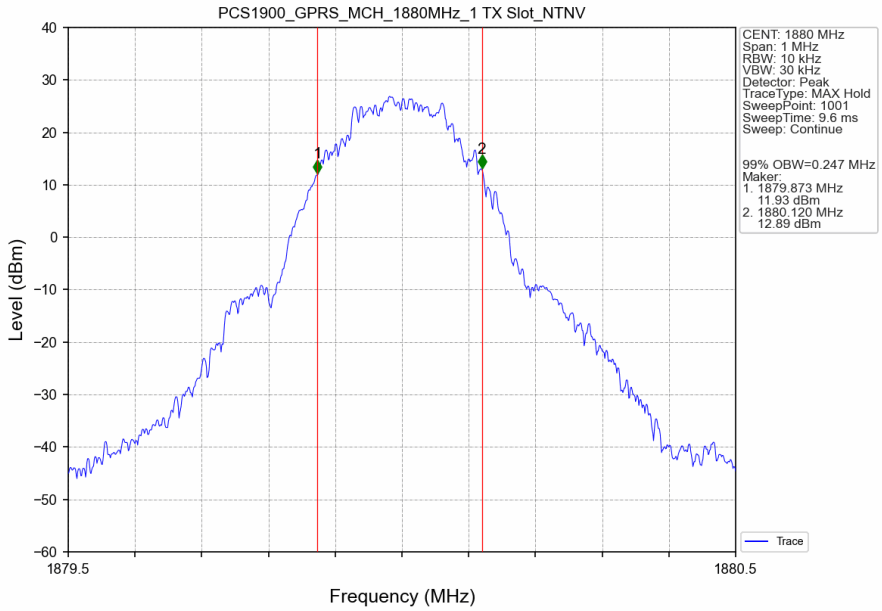

PCS1900_GPRS_HCH_1909.8MHz_1 TX Slot_NTNV

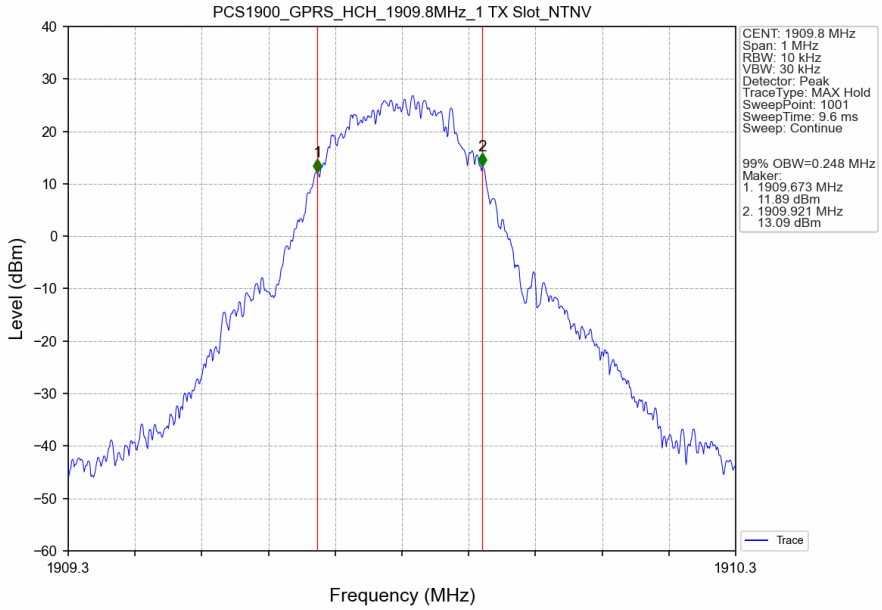

PCS1900_EGPRS_LCH_1850.2MHz_1 TX Slot_NTNV

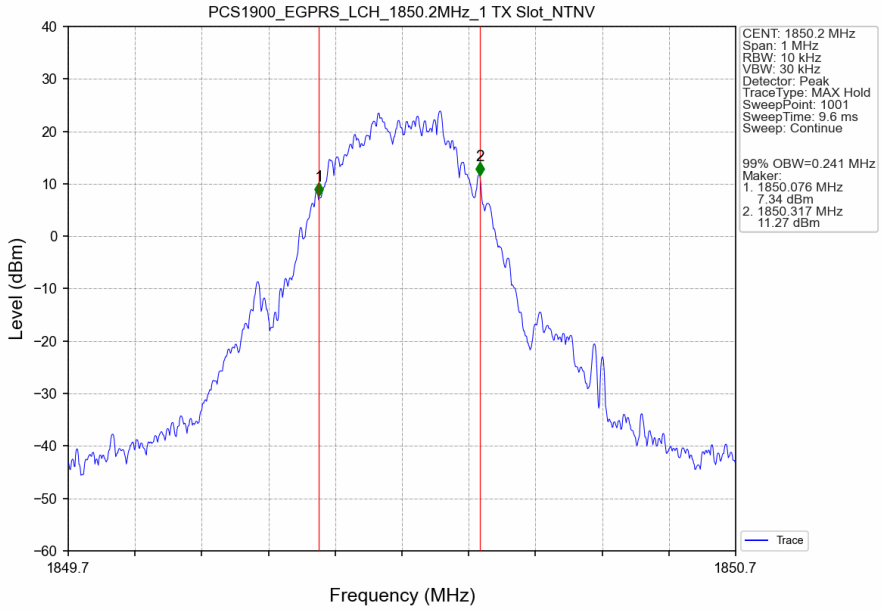

PCS1900_EGPRS_MCH_1880MHz_1 TX Slot_NTNV

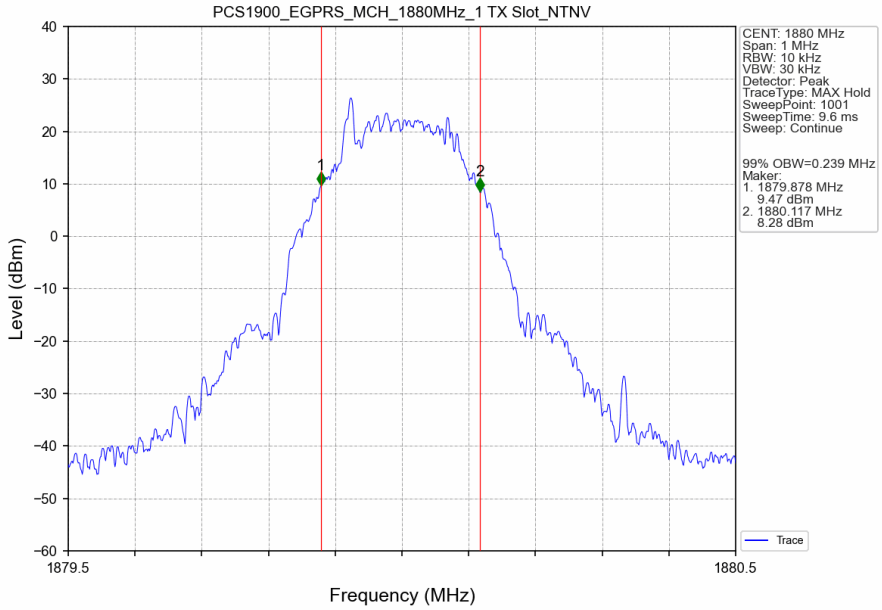

PCS1900_EGPRS_HCH_1909.8MHz_1 TX Slot_NTNV

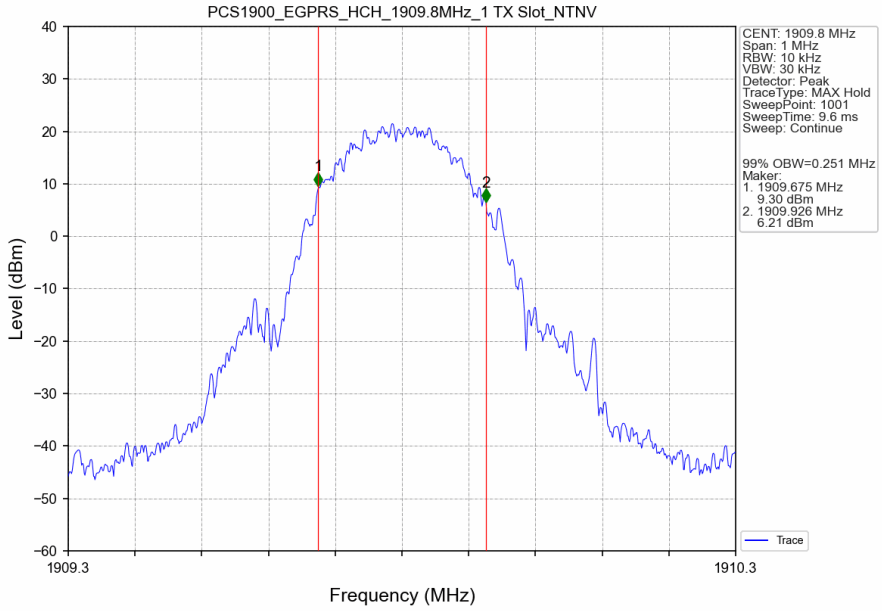

3.2.2 PCS1900_XDB

PCS1900_GPRS_LCH_1850.2MHz_1 TX Slot_NTNV

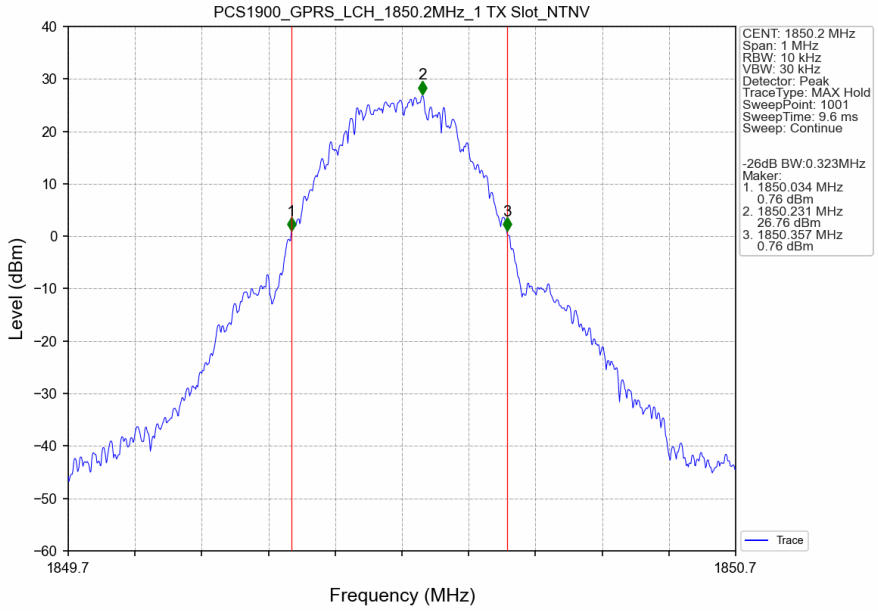

PCS1900_GPRS_MCH_1880MHz_1 TX Slot_NTNV

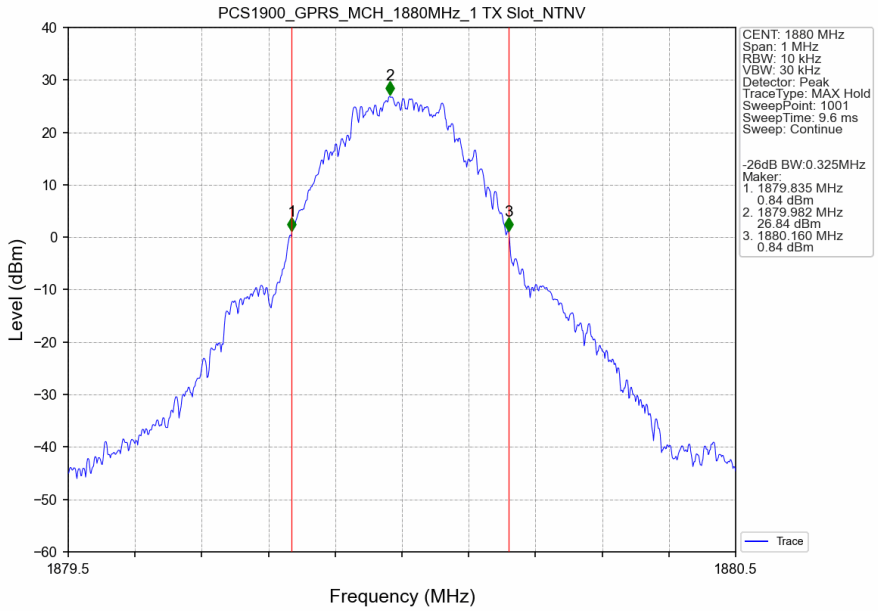

PCS1900_GPRS_HCH_1909.8MHz_1 TX Slot_NTNV

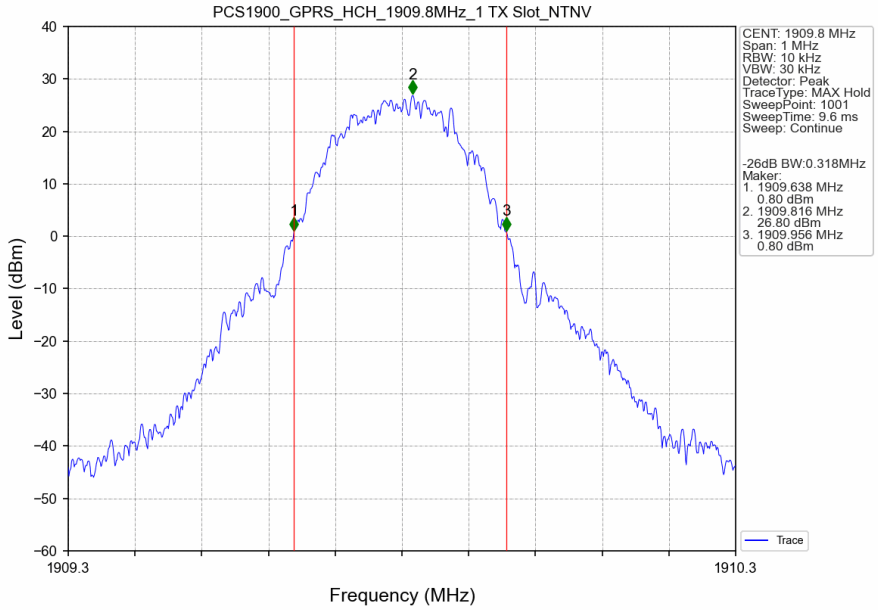

PCS1900_EGPRS_LCH_1850.2MHz_1 TX Slot_NTNV

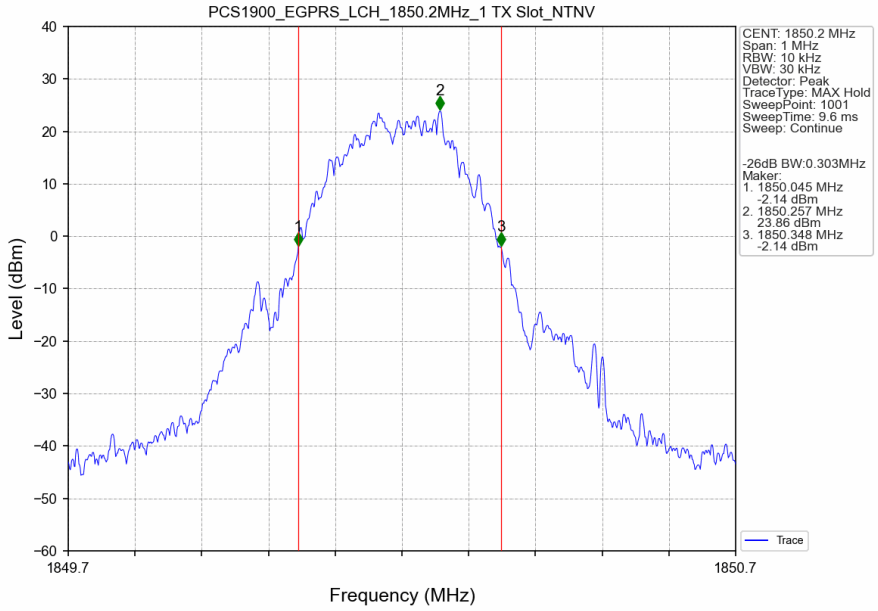

PCS1900_EGPRS_MCH_1880MHz_1 TX Slot_NTNV

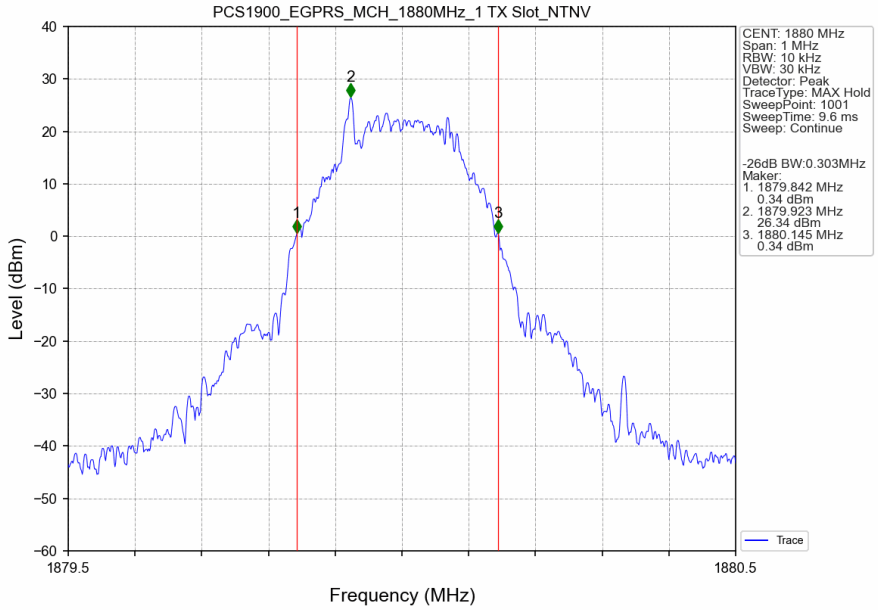

PCS1900_EGPRS_HCH_1909.8MHz_1 TX Slot_NTNV

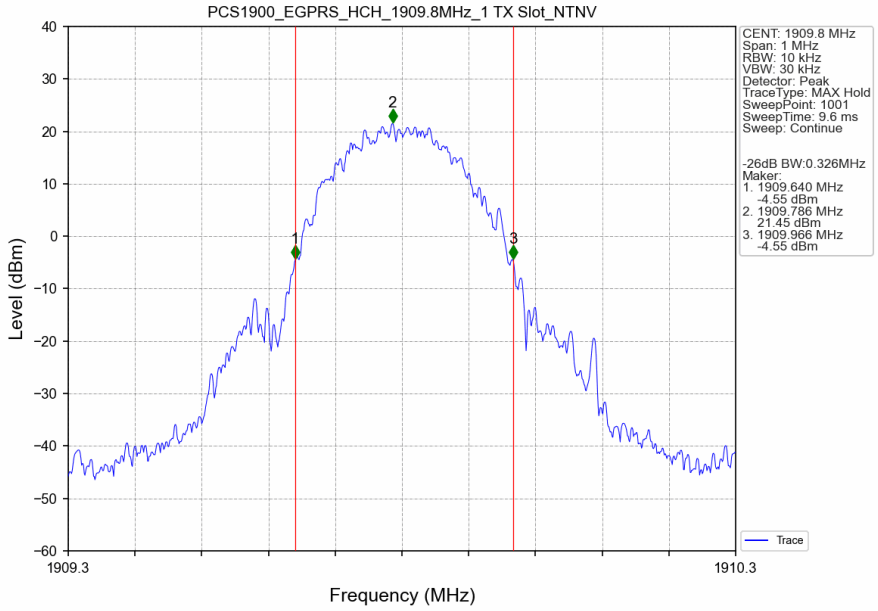

4. Peak-Average Ratio

4.1 Test Result

4.1.1 PCS1900

Band: PCS1900						
ENV	Mode		Frequency (MHz)	Peak-Average Ratio (dB)		Verdict
	Network	Subset		Result	Limit	
NTNV	GPRS	4 TX Slots	1850.2	3.84	<=13	Pass
			1880	3.88	<=13	Pass
			1909.8	3.77	<=13	Pass
	EGPRS	4 TX Slots	1850.2	8.17	<=13	Pass
			1880	7.31	<=13	Pass
			1909.8	6.79	<=13	Pass

4.2 Test Graph

4.2.1 PCS1900

PCS1900_GPRS_LCH_1850.2MHz_4 TX Slots_NTNV

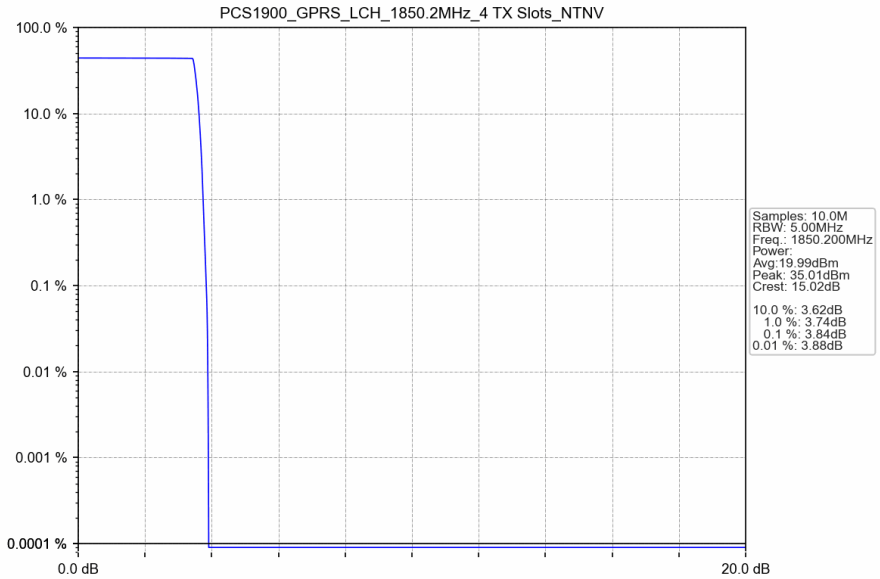

PCS1900_GPRS_MCH_1880MHz_4 TX Slots_NTNV

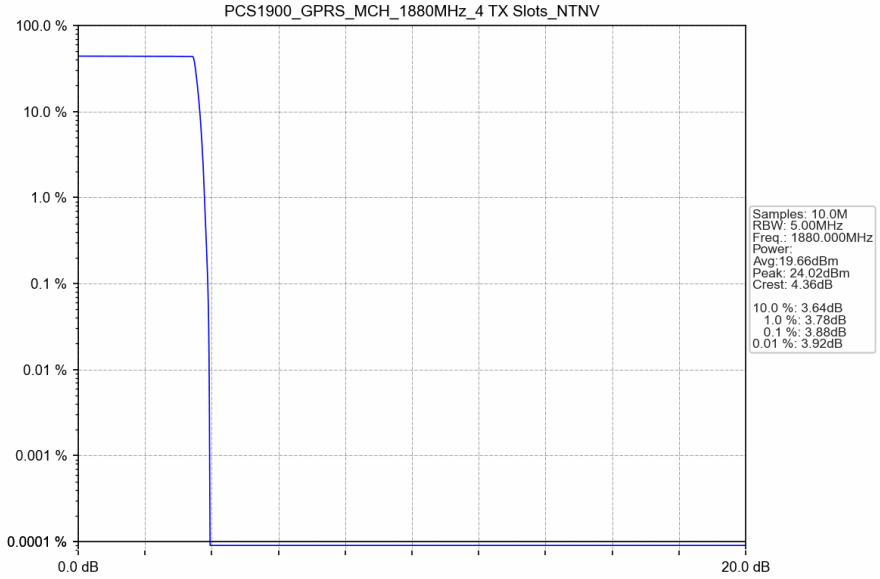

PCS1900_GPRS_HCH_1909.8MHz_4 TX Slots_NTNV

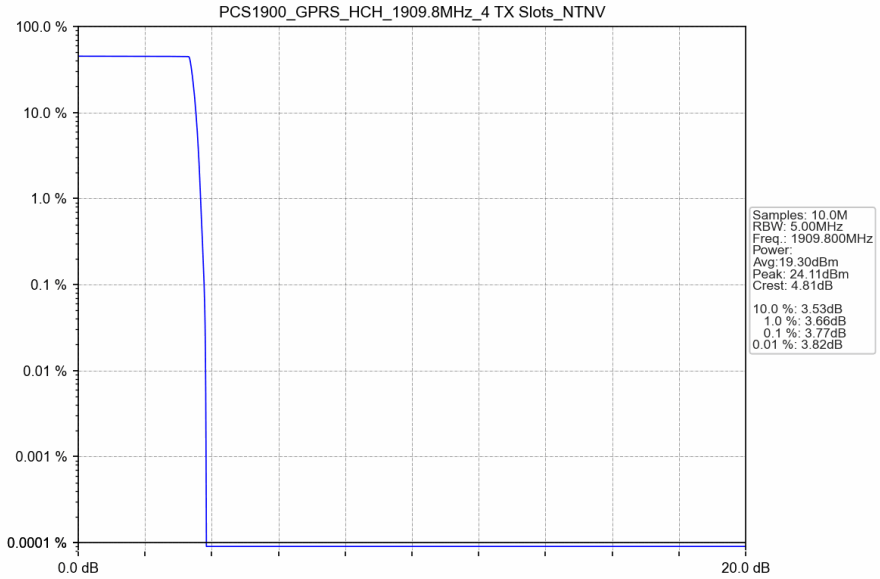

PCS1900_EGPRS_LCH_1850.2MHz_4 TX Slots_NTNV

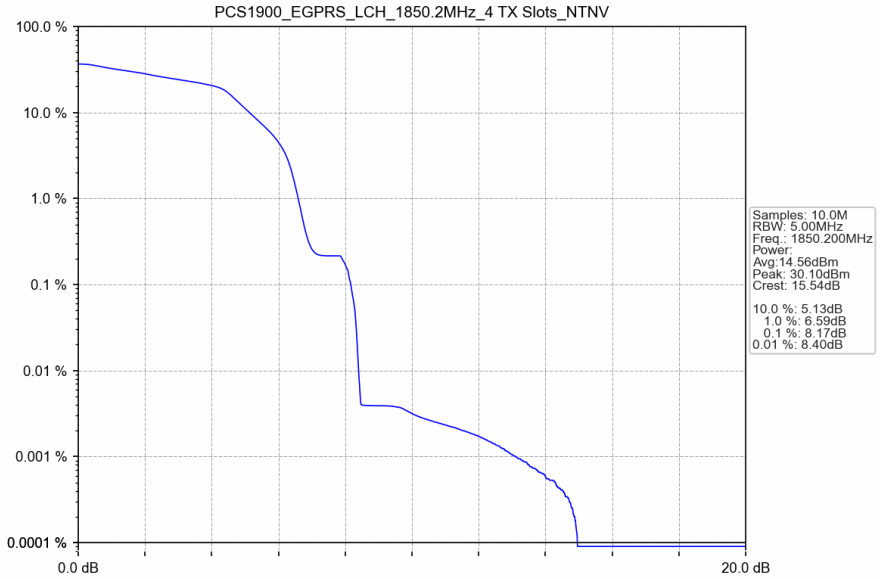

PCS1900_EGPRS_MCH_1880MHz_4 TX Slots_NTNV

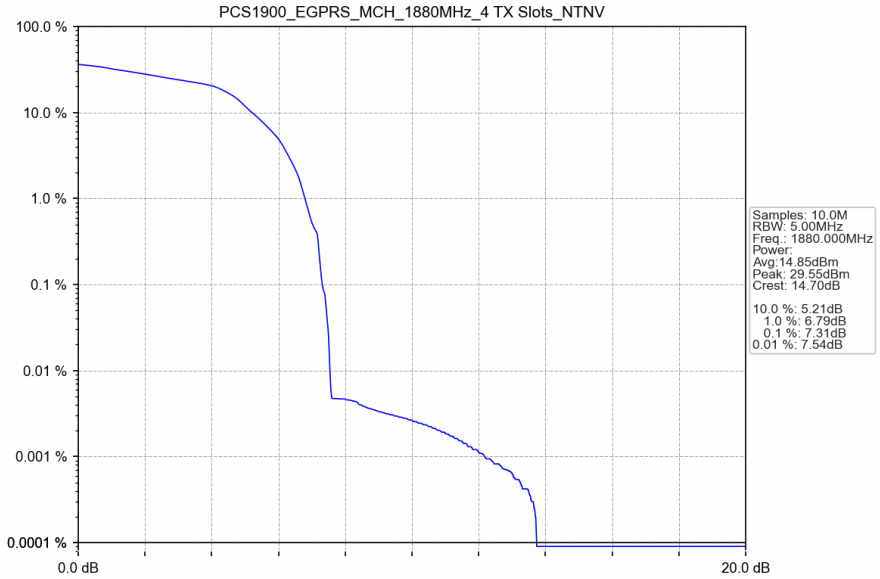

PCS1900_EGPRS_HCH_1909.8MHz_4 TX Slots_NTNV

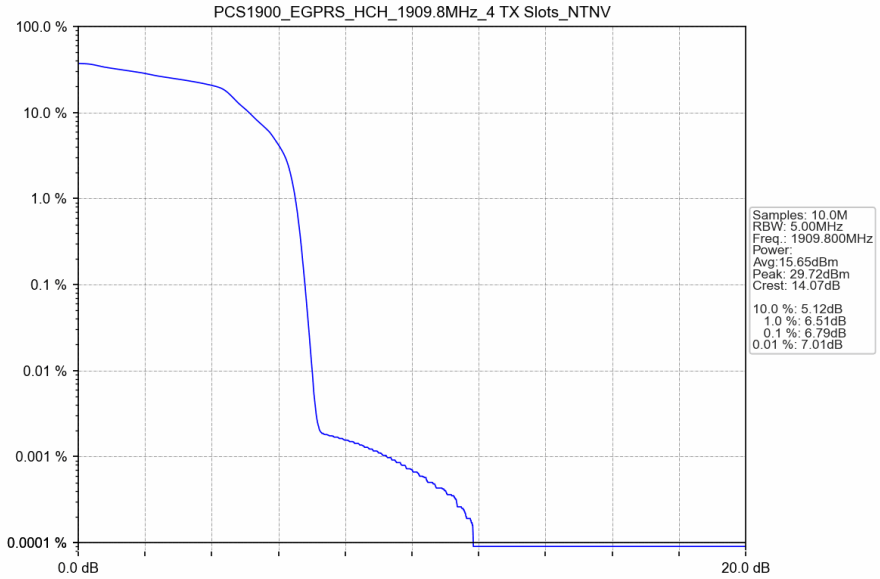

5. Spurious Emission

5.1 Test Result

5.1.1 PCS1900

Band: PCS1900						
ENV	Mode		Frequency (MHz)	Spurious Emission		Verdict
	Network	Subset		Result	Limit	
NTNV	GPRS	1 TX Slot	1850.2	Refer To Test Graph		Pass
			1880	Refer To Test Graph		Pass
			1909.8	Refer To Test Graph		Pass
	EGPRS	1 TX Slot	1850.2	Refer To Test Graph		Pass
			1880	Refer To Test Graph		Pass
			1909.8	Refer To Test Graph		Pass

5.2 Test Graph

5.2.1 PCS1900

PCS1900_GPRS_LCH_1850.2MHz_1 TX Slot_NTNV

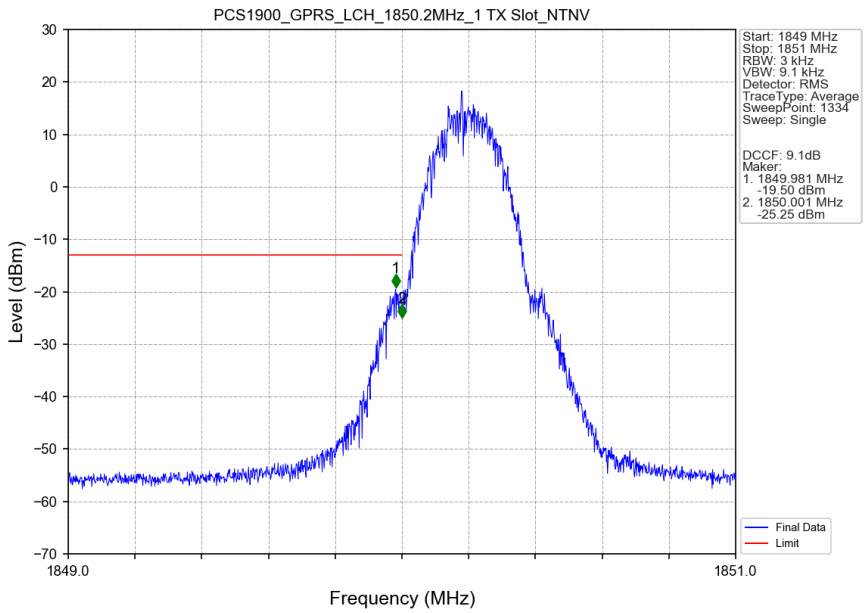

PCS1900_GPRS_LCH_1850.2MHz_1 TX Slot_NTNV

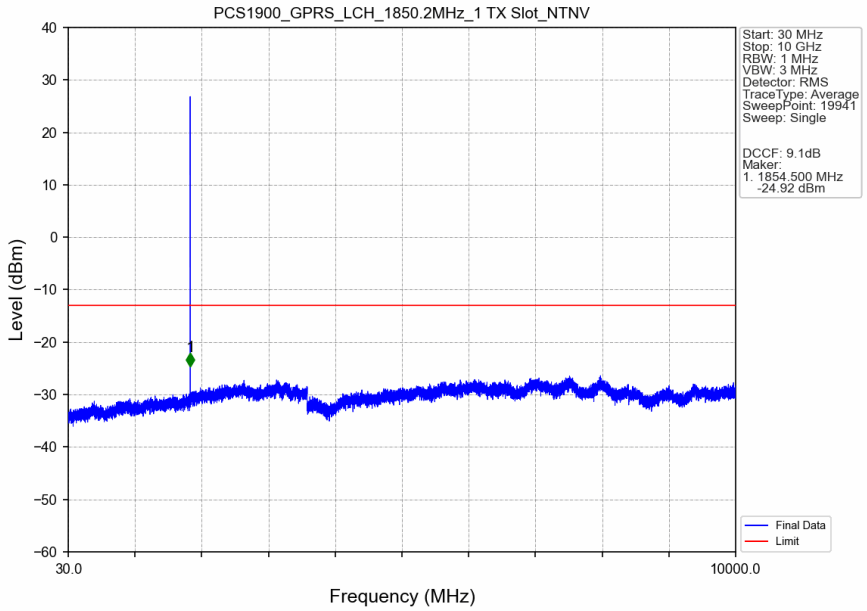

PCS1900_GPRS_LCH_1850.2MHz_1 TX Slot_NTNV

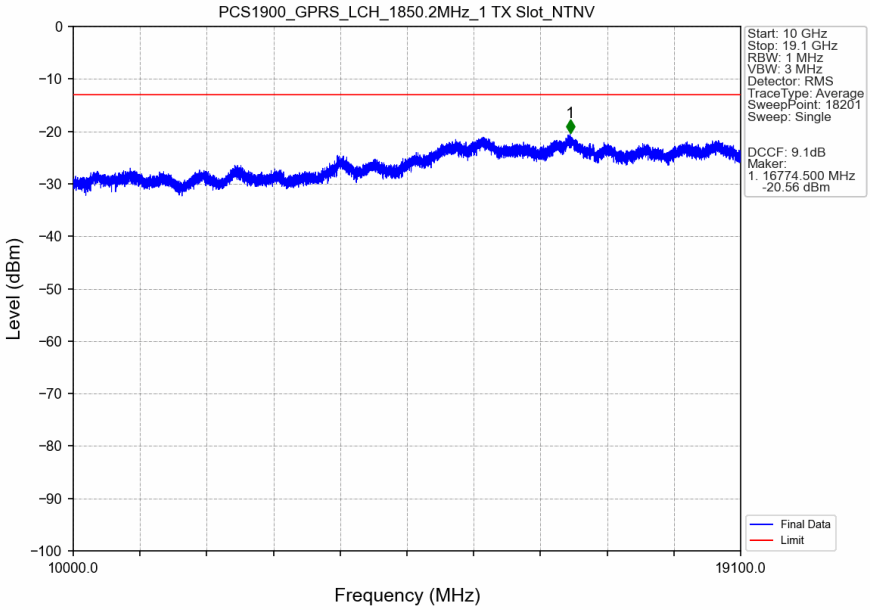

PCS1900_GPRS_MCH_1880MHz_1 TX Slot_NTNV

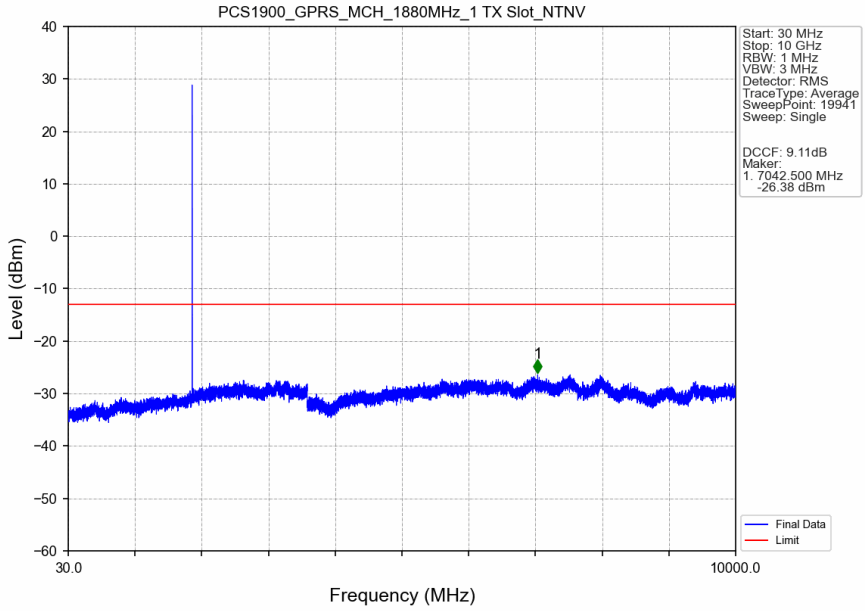

PCS1900_GPRS_MCH_1880MHz_1 TX Slot_NTNV

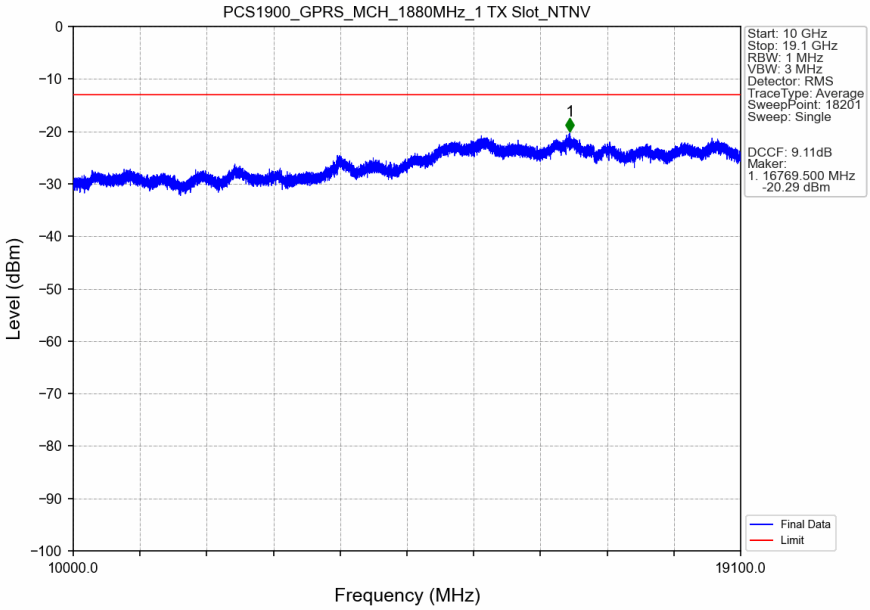

PCS1900_GPRS_HCH_1909.8MHz_1 TX Slot_NTNV

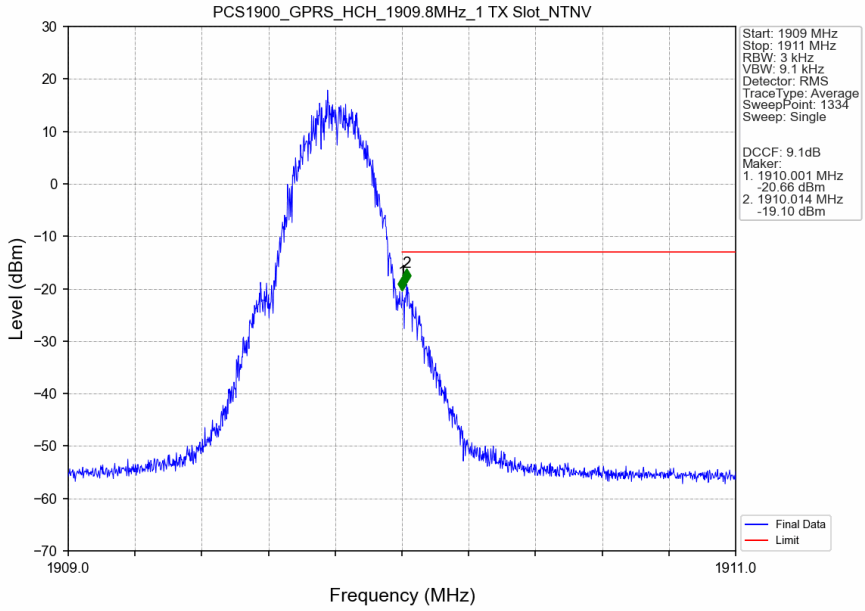

PCS1900_GPRS_HCH_1909.8MHz_1 TX Slot_NTNV

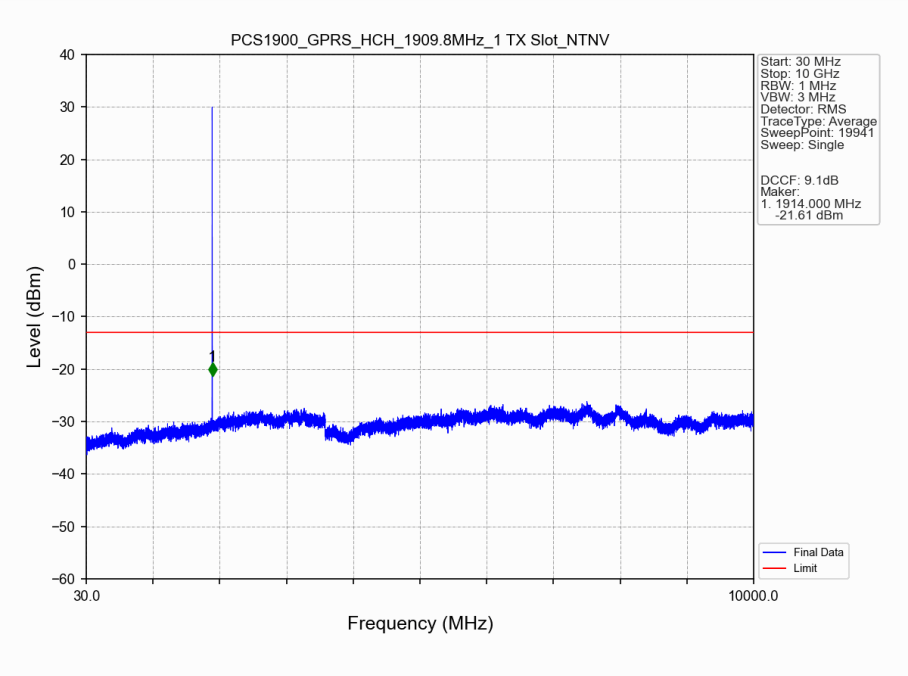

PCS1900_GPRS_HCH_1909.8MHz_1 TX Slot_NTNV

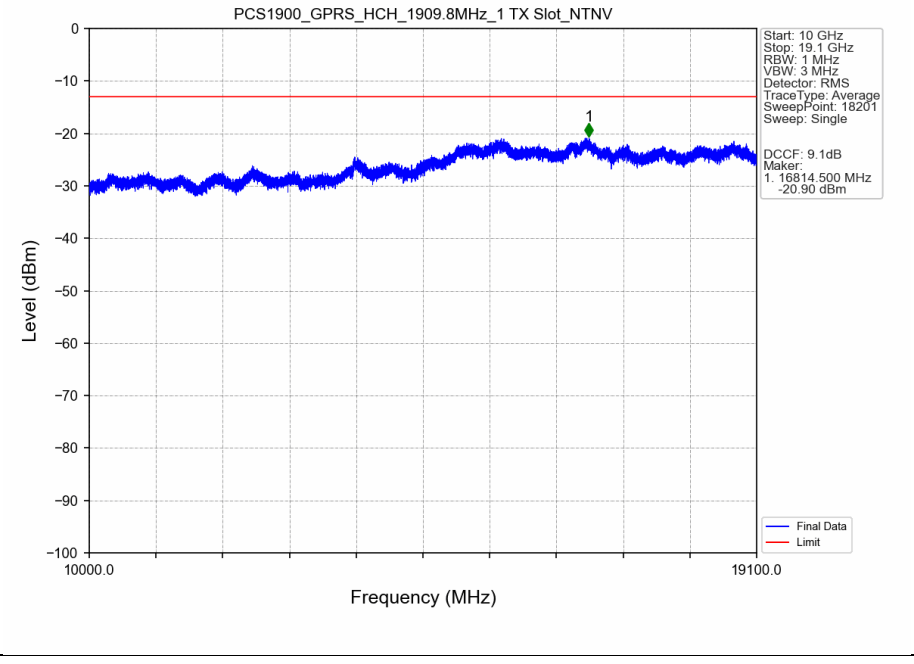

PCS1900_EGPRS_LCH_1850.2MHz_1 TX Slot_NTNV

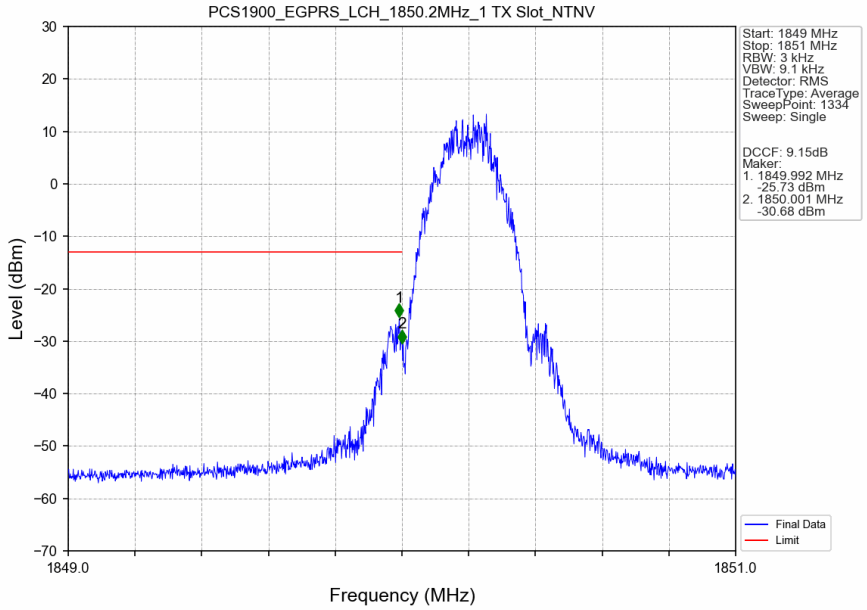

PCS1900_EGPRS_LCH_1850.2MHz_1 TX Slot_NTNV

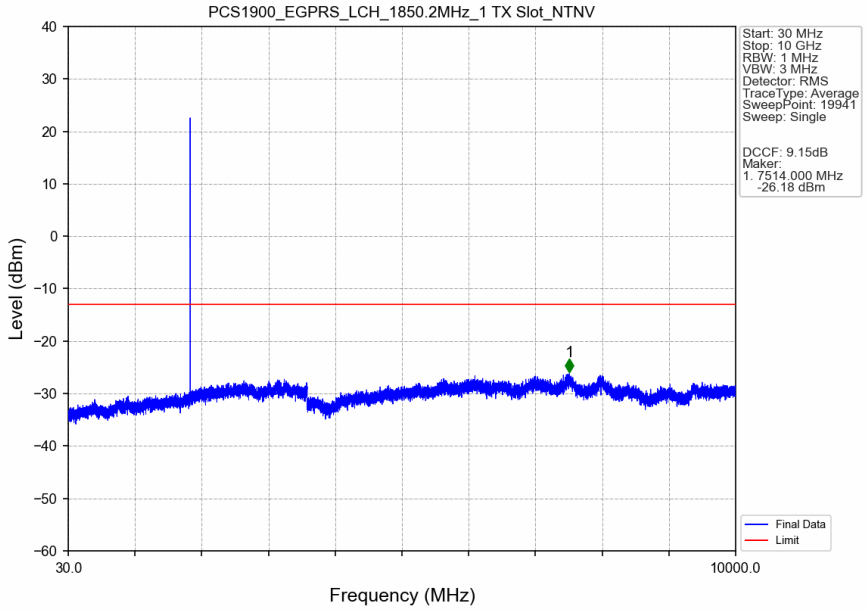

PCS1900_EGPRS_LCH_1850.2MHz_1 TX Slot_NTNV

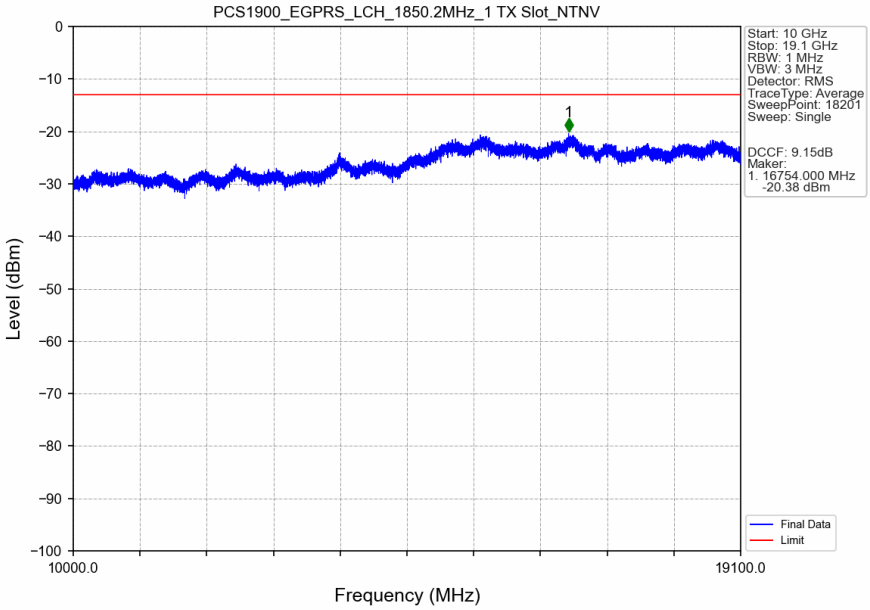

PCS1900_EGPRS_MCH_1880MHz_1 TX Slot_NTNV

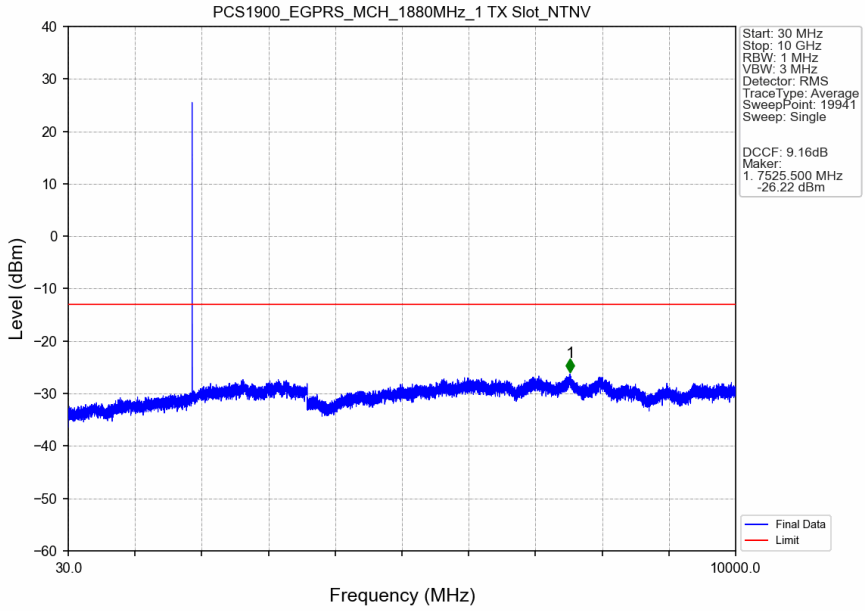

PCS1900_EGPRS_MCH_1880MHz_1 TX Slot_NTNV

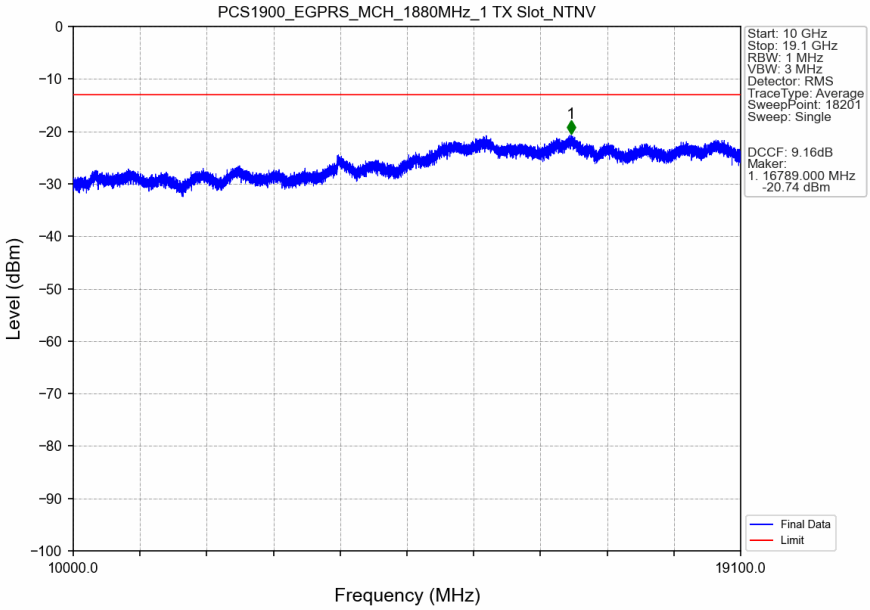

PCS1900_EGPRS_HCH_1909.8MHz_1 TX Slot_NTNV

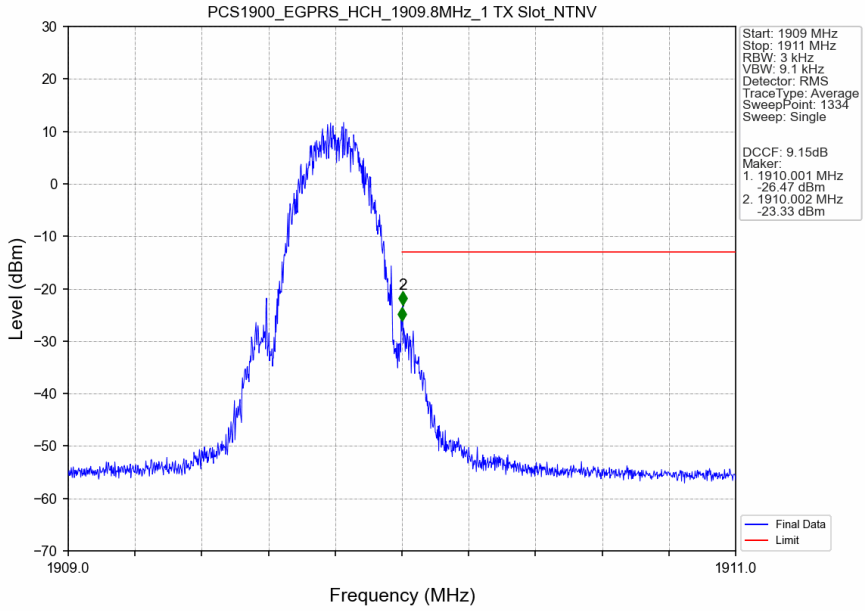

PCS1900_EGPRS_HCH_1909.8MHz_1 TX Slot_NTNV

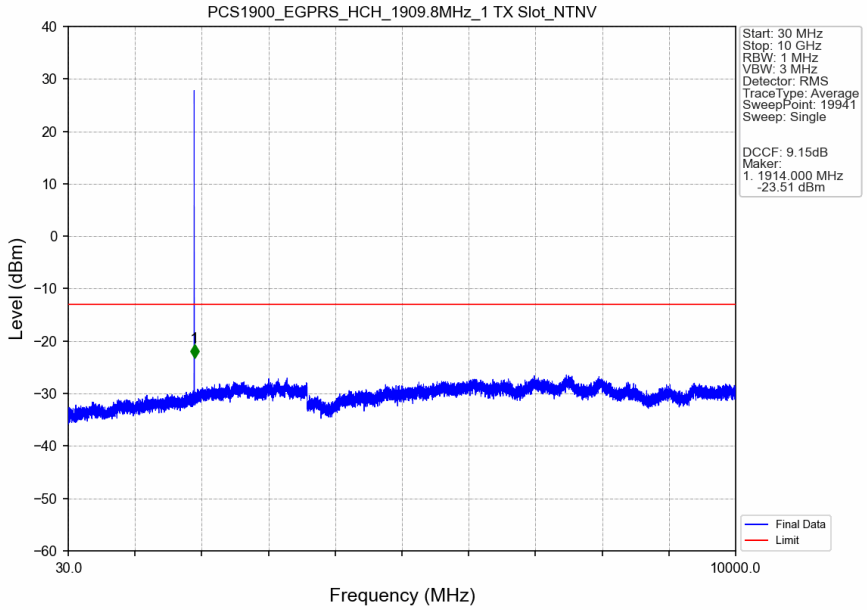
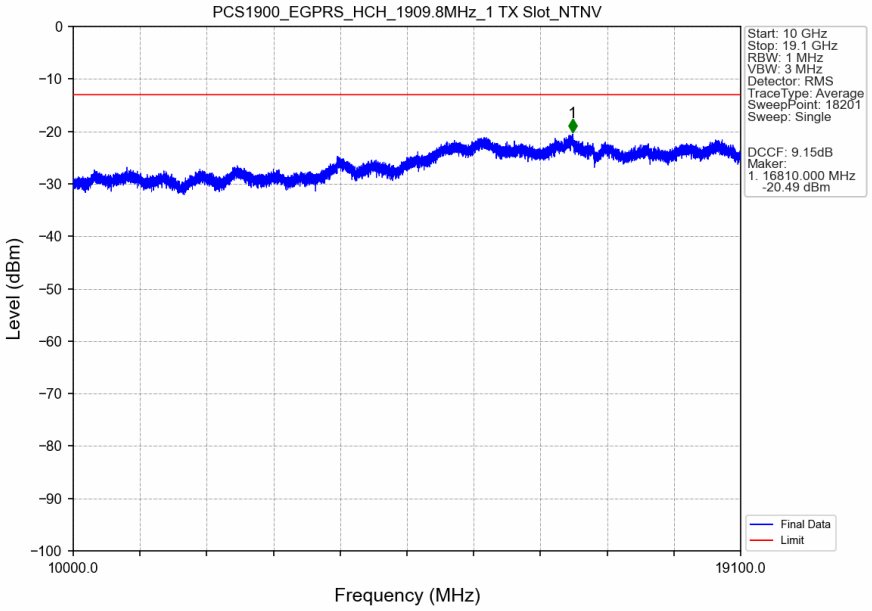
PCS1900_EGPRS_HCH_1909.8MHz_1 TX Slot_NTNV