Lower 700 MHz

26dB Bandwidth-UL-AWGN-Pre AGC-Input

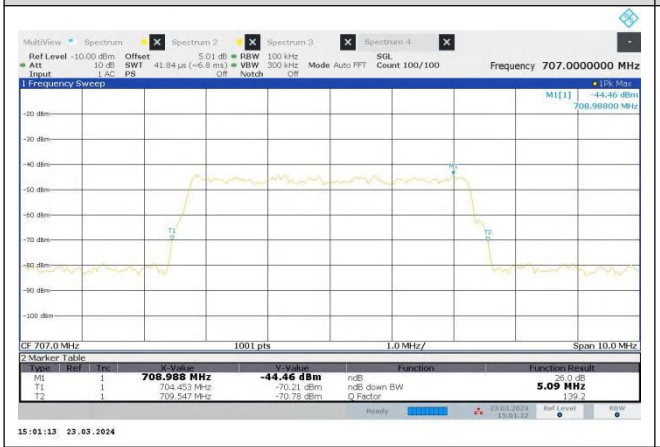

26dB Bandwidth-UL-AWGN-Pre AGC-output

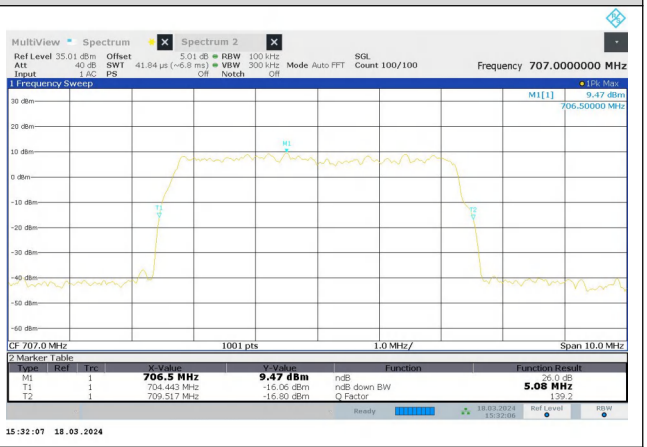

26dB Bandwidth-UL-AWGN-Pre AGC+3db-Input

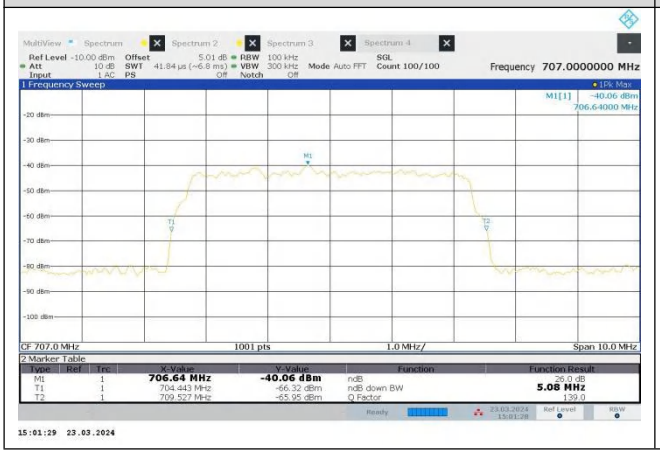

26dB Bandwidth-UL-AWGN-Pre AGC+3db-output

Lower 700 MHz

26dB Bandwidth-UL-GSM-Pre AGC-Input	26dB Bandwidth-UL-GSM-Pre AGC-output
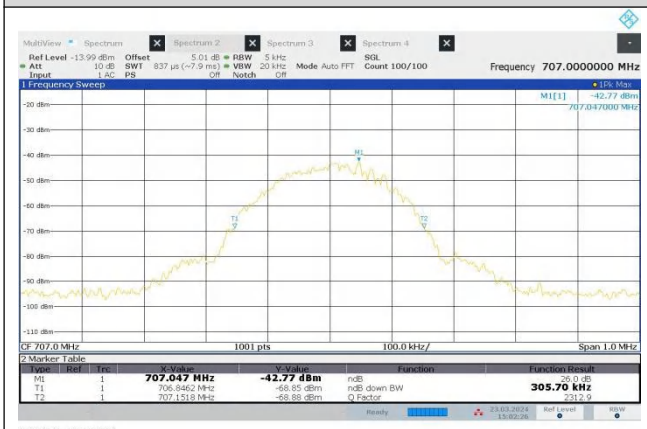	
26dB Bandwidth-UL-GSM-Pre AGC+3db-Input	**26dB Bandwidth-UL-GSM-Pre AGC+3db-output**
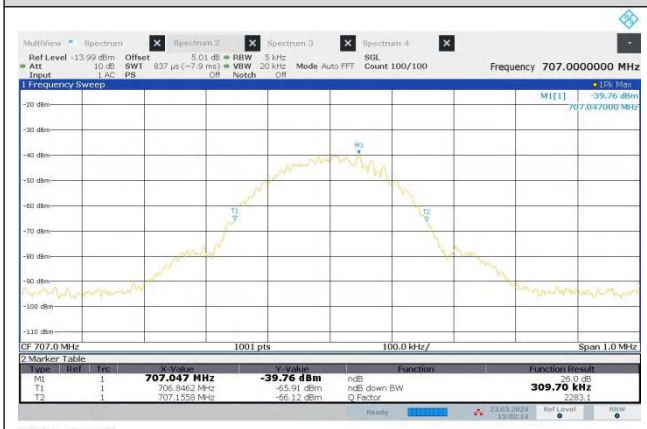	

Lower 700 MHz

26dB Bandwidth-DL-AWGN-Pre AGC-Input	26dB Bandwidth-DL-AWGN-Pre AGC-output
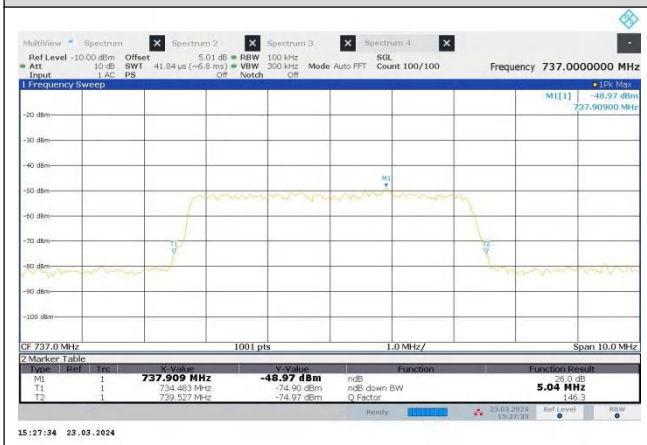	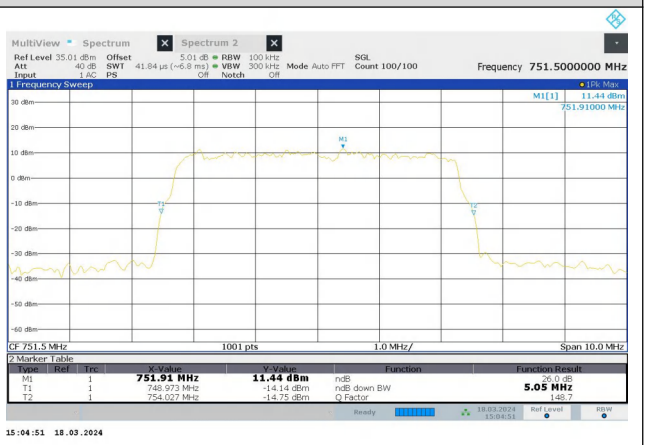
26dB Bandwidth-DL-AWGN-Pre AGC+3db-Input	**26dB Bandwidth-DL-AWGN-Pre AGC+3db-output**
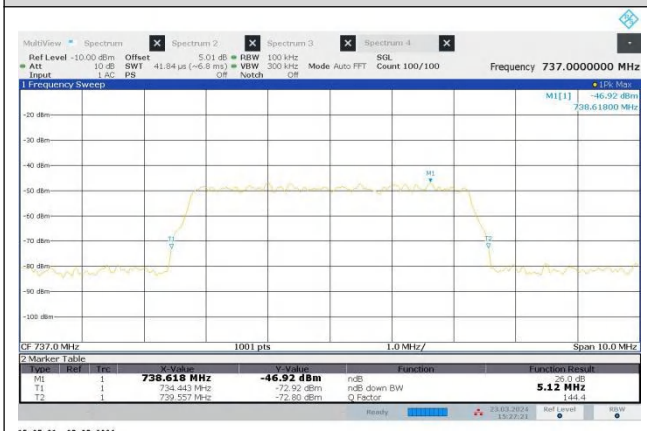	

Lower 700 MHz

26dB Bandwidth-DL-GSM-Pre AGC-Input

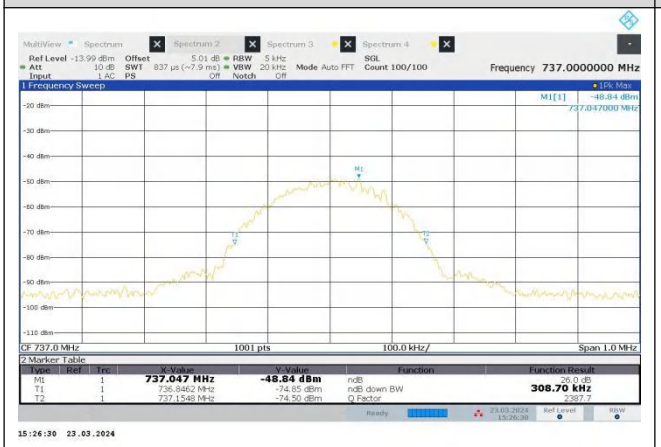

26dB Bandwidth-DL-GSM-Pre AGC-output

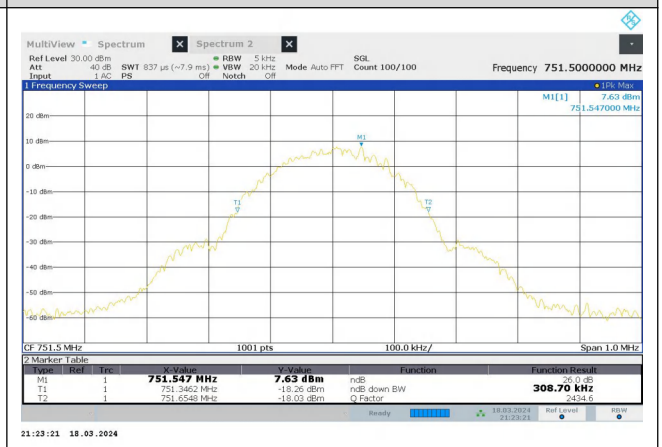

26dB Bandwidth-DL-GSM-Pre AGC+3db-Input

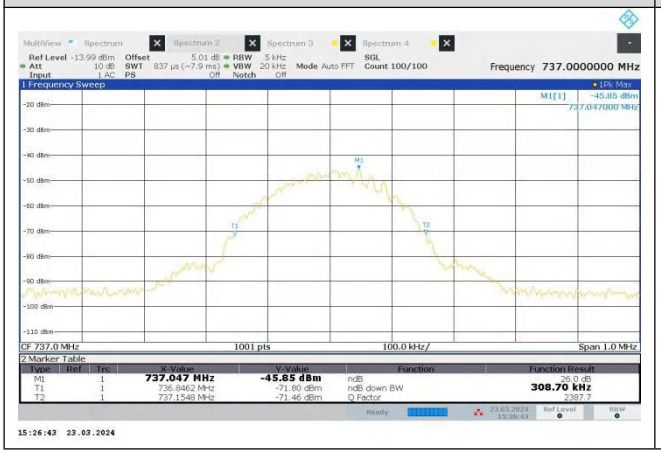

26dB Bandwidth-DL-GSM-Pre AGC+3db-output

Upper 700 MHz

Mode	SignalType	Signal Level	Frequency (MHz)	99% Bandwidth (MHz)		26dB Bandwidth (MHz)	
				Input	Output	Input	Output
Uplink	AWGN	Pre-AGC	781.5	4.502	4.533	5.090	5.090
		3dB above AGC	781.5	4.494	4.497	5.110	5.120
	GSM	Pre-AGC	781.5	0.247	0.247	0.308	0.308
		3dB above AGC	781.5	0.249	0.247	0.308	0.308
Downlink	AWGN	Pre-AGC	751.5	4.529	4.495	5.130	5.050
		3dB above AGC	751.5	4.507	4.486	5.090	5.040
	GSM	Pre-AGC	751.5	0.249	0.245	0.308	0.308
		3dB above AGC	751.5	0.249	0.245	0.308	0.310

* Since the AGC Threshold level and AGC + 3 dB level for downlink are as low as -80 dBm, which is about the noise floor, the input levels are adjusted in order to get the right input 99% OBW and -26 dB BW when testing.

Upper 700 MHz

99% Bandwidth-UL-AWGN-Pre AGC-Input

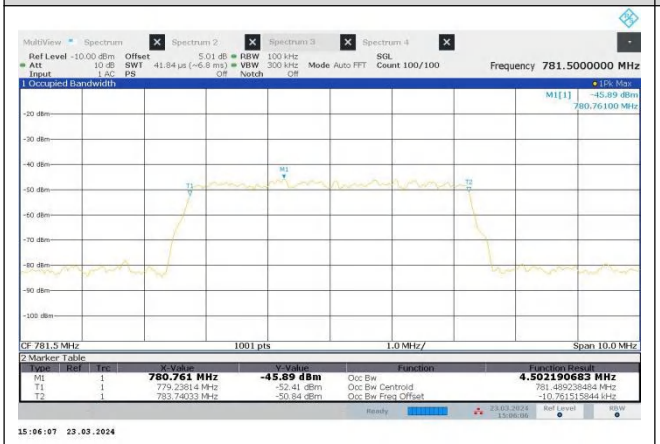

99% Bandwidth-UL-AWGN-Pre AGC-output

99% Bandwidth-UL-AWGN-Pre AGC+3db-Input

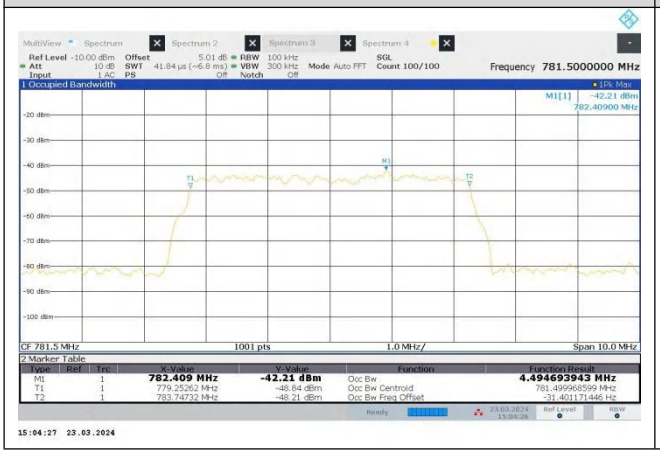

99% Bandwidth-UL-AWGN-Pre AGC+3db-output

Upper 700 MHz

99% Bandwidth-UL-GSM-Pre AGC-Input

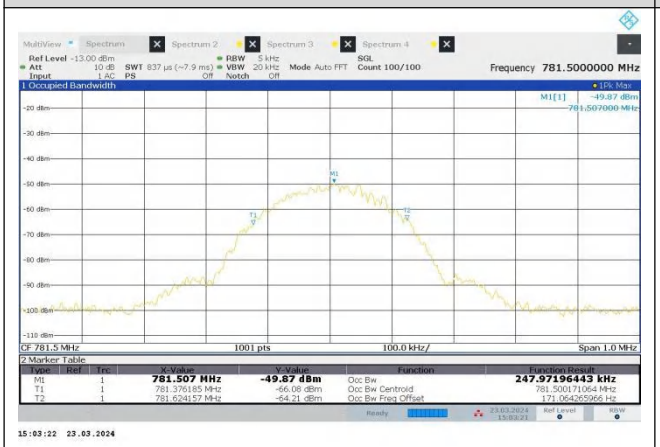

99% Bandwidth-UL-GSM-Pre AGC-output

99% Bandwidth-UL-GSM-Pre AGC+3db-Input

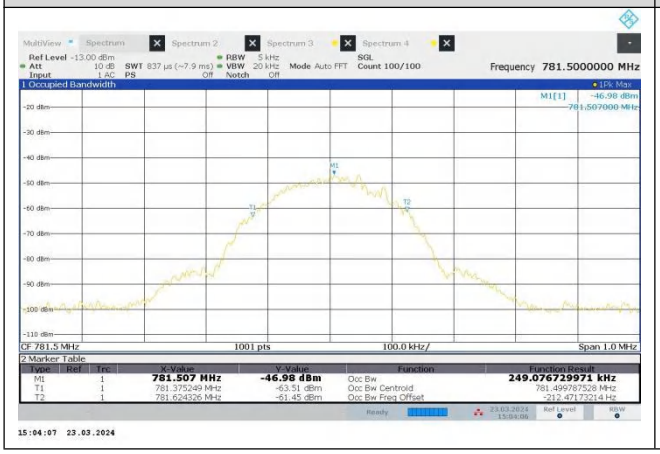

99% Bandwidth-UL-GSM-Pre AGC+3db-output

Upper 700 MHz

99% Bandwidth-DL-AWGN-Pre AGC-Input

99% Bandwidth-DL-AWGN-Pre AGC-output

99% Bandwidth-DL-AWGN-Pre AGC+3db-Input

99% Bandwidth-DL-AWGN-Pre AGC+3db-output

Upper 700 MHz

99% Bandwidth-DL-GSM-Pre AGC-Input

99% Bandwidth-DL-GSM-Pre AGC-output

99% Bandwidth-DL-GSM-Pre AGC+3db-Input

99% Bandwidth-DL-GSM-Pre AGC+3db-output

Upper 700 MHz

26dB Bandwidth-UL-AWGN-Pre AGC-Input

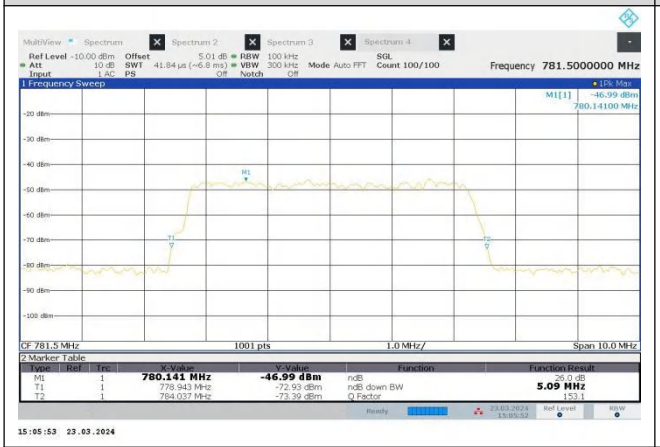

26dB Bandwidth-UL-AWGN-Pre AGC-output

26dB Bandwidth-UL-AWGN-Pre AGC+3db-Input

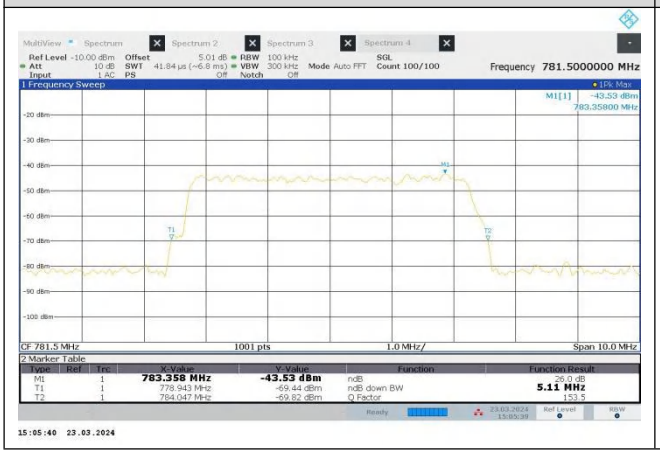

26dB Bandwidth-UL-AWGN-Pre AGC+3db-output

Upper 700 MHz

26dB Bandwidth-UL-GSM-Pre AGC-Input

26dB Bandwidth-UL-GSM-Pre AGC-output

26dB Bandwidth-UL-GSM-Pre AGC+3db-Input

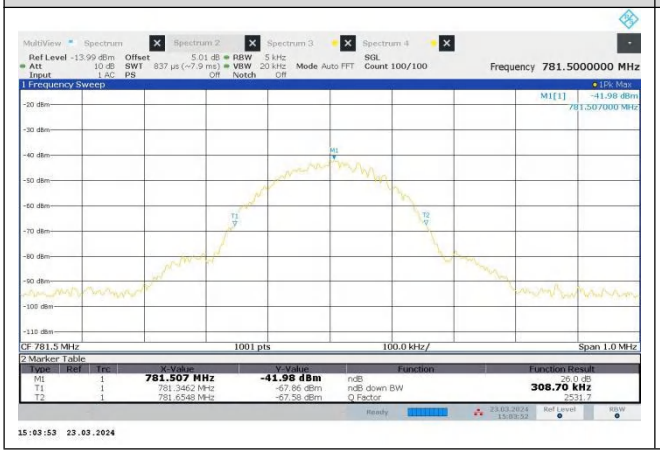

26dB Bandwidth-UL-GSM-Pre AGC+3db-output

Upper 700 MHz

26dB Bandwidth-DL-AWGN-Pre AGC-Input

26dB Bandwidth-DL-AWGN-Pre AGC-output

26dB Bandwidth-DL-AWGN-Pre AGC+3db-Input

26dB Bandwidth-DL-AWGN-Pre AGC+3db-output

Upper 700 MHz

26dB Bandwidth-DL-GSM-Pre AGC-Input

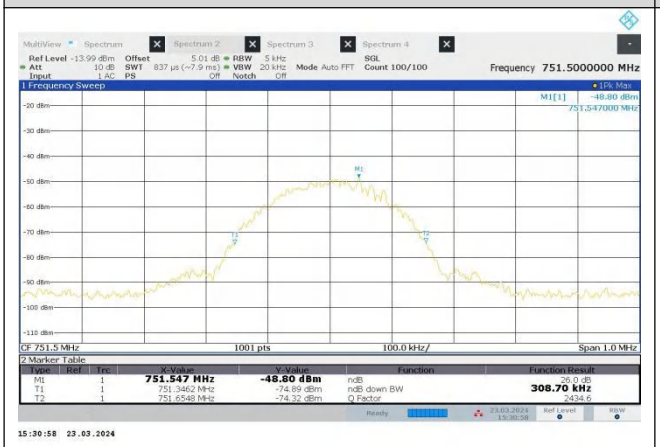

26dB Bandwidth-DL-GSM-Pre AGC-output

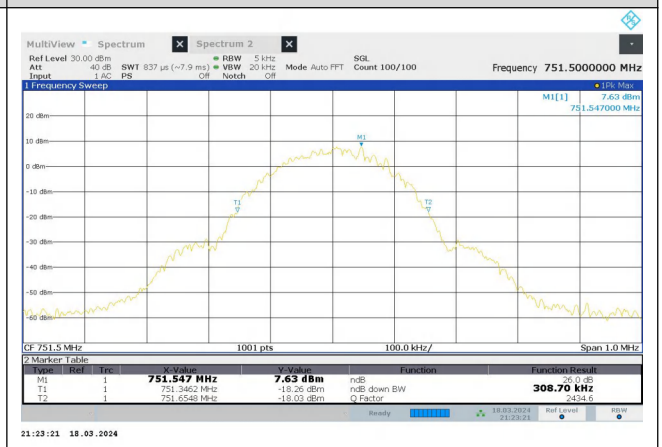

26dB Bandwidth-DL-GSM-Pre AGC+3db-Input

26dB Bandwidth-DL-GSM-Pre AGC+3db-output

Cellular

Mode	SignalType	Signal Level	Frequency (MHz)	99% Bandwidth (MHz)		26dB Bandwidth (MHz)	
				Input	Output	Input	Output
Uplink	AWGN	Pre-AGC	836.5	4.489	4.489	5.110	5.110
		3dB above AGC	836.5	4.510	4.548	5.080	4.499
	GSM	Pre-AGC	836.5	0.247	0.243	0.308	0.308
		3dB above AGC	836.5	0.249	0.248	0.308	0.311
Downlink	AWGN	Pre-AGC	881.5	4.532	4.505	5.070	5.050
		3dB above AGC	881.5	4.542	4.498	5.090	5.090
	GSM	Pre-AGC	881.5	0.249	0.249	0.308	0.308
		3dB above AGC	881.5	0.249	0.249	0309	0.309

* Since the AGC Threshold level and AGC + 3 dB level for downlink are as low as -80 dBm, which is about the noise floor, the input levels are adjusted in order to get the right input 99% OBW and -26 dB BW when testing.

Cellular

99% Bandwidth-UL-AWGN-Pre AGC-Input	99% Bandwidth-UL-AWGN-Pre AGC-output
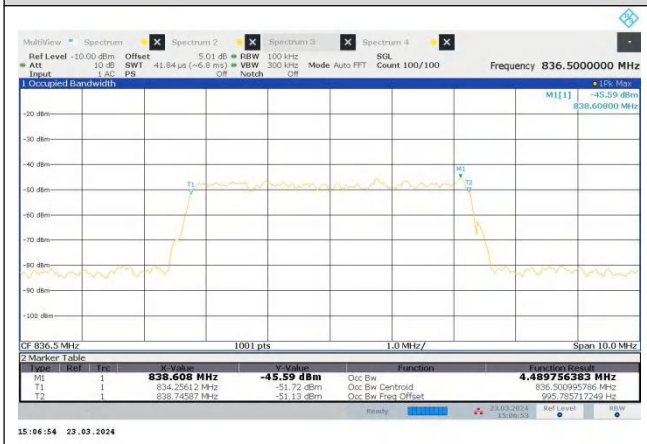	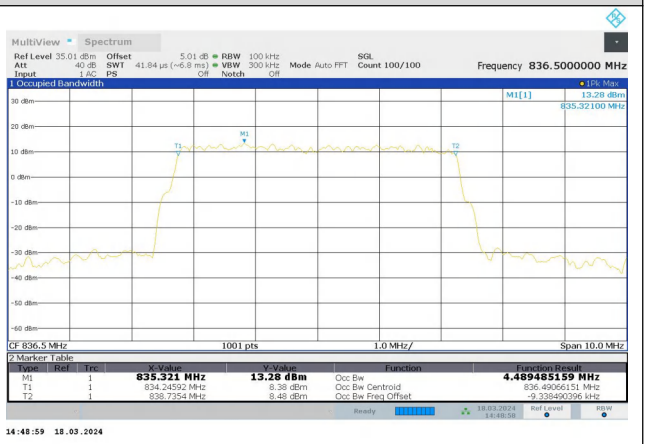
99% Bandwidth-UL-AWGN-Pre AGC+3db-Input	**99% Bandwidth-UL-AWGN-Pre AGC+3db-output**
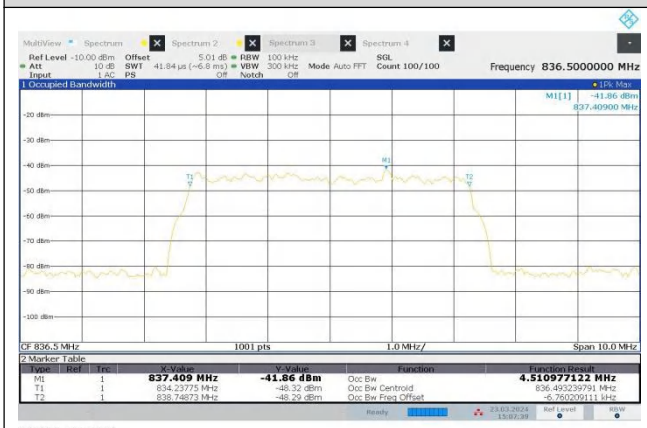	

Cellular

99% Bandwidth-UL-GSM-Pre AGC-Input	99% Bandwidth-UL-GSM-Pre AGC-output
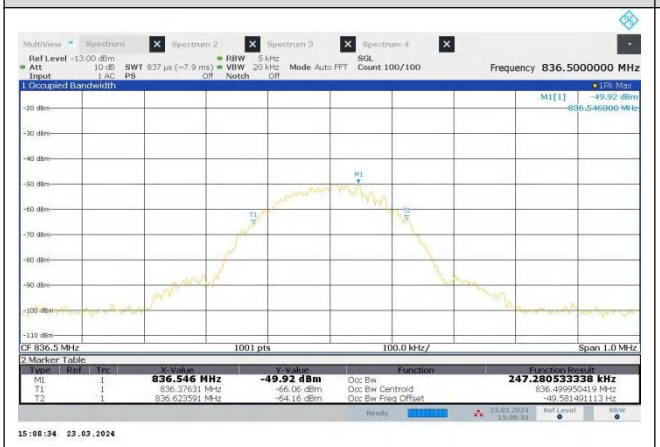	
99% Bandwidth-UL-GSM-Pre AGC+3db-Input	99% Bandwidth-UL-GSM-Pre AGC+3db-output
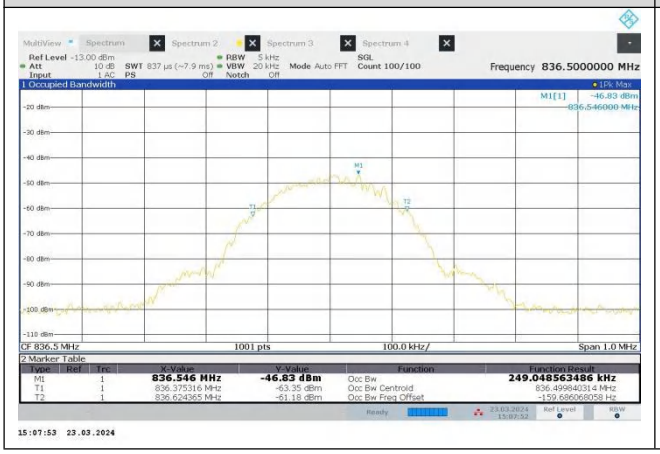	

Cellular

99% Bandwidth-DL-AWGN-Pre AGC-Input	99% Bandwidth-DL-AWGN-Pre AGC-output
99% Bandwidth-DL-AWGN-Pre AGC+3db-Input	99% Bandwidth-DL-AWGN-Pre AGC+3db-output
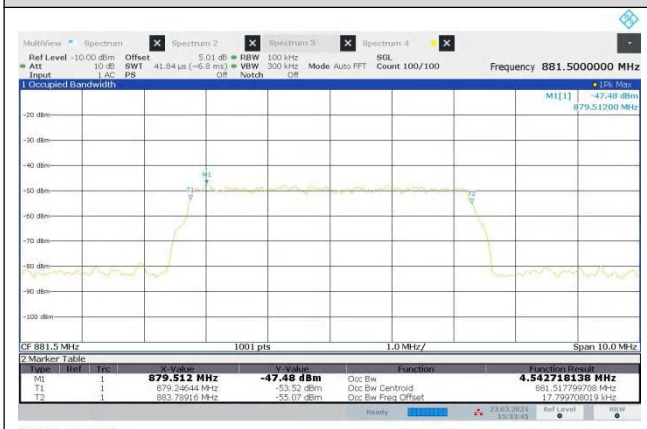	

Cellular

99% Bandwidth-DL-GSM-Pre AGC-Input	99% Bandwidth-DL-GSM-Pre AGC-output
99% Bandwidth-DL-GSM-Pre AGC+3db-Input	99% Bandwidth-DL-GSM-Pre AGC+3db-output
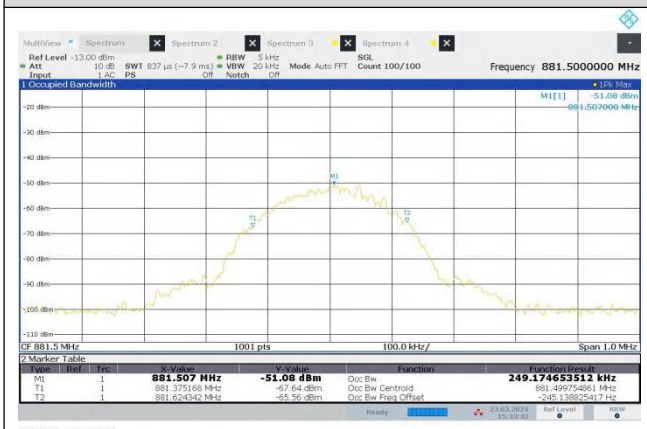	

Cellular

26dB Bandwidth-UL-AWGN-Pre AGC-Input

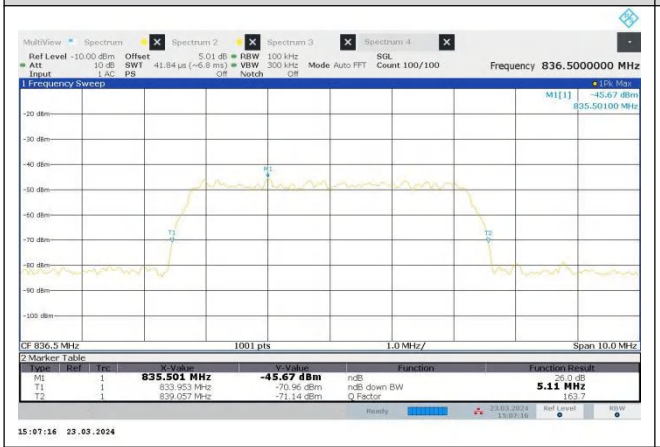

26dB Bandwidth-UL-AWGN-Pre AGC-output

26dB Bandwidth-UL-AWGN-Pre AGC+3db-Input

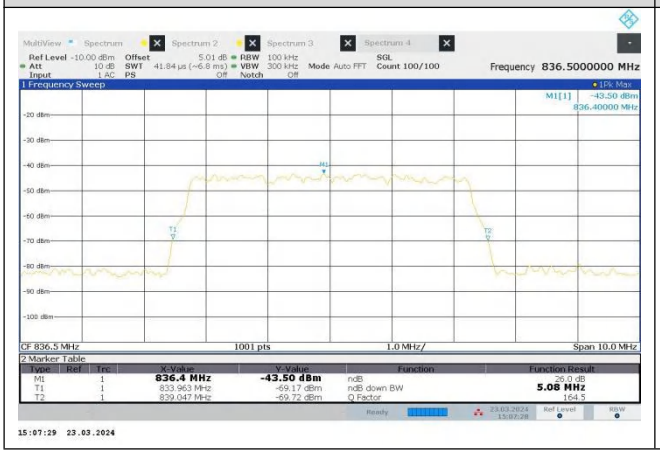

26dB Bandwidth-UL-AWGN-Pre AGC+3db-output

Cellular

26dB Bandwidth-UL-GSM-Pre AGC-Input

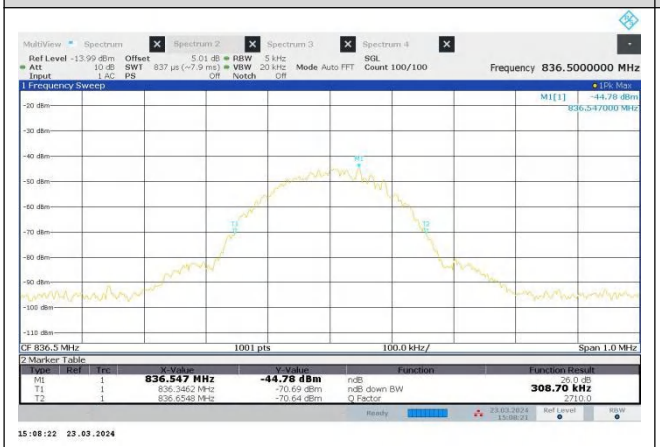

26dB Bandwidth-UL-GSM-Pre AGC-output

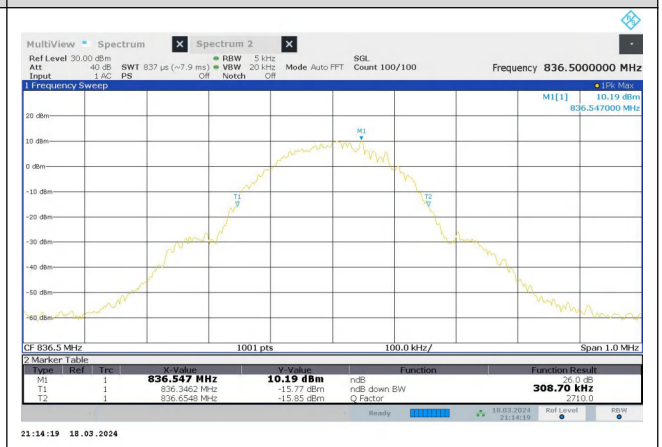

26dB Bandwidth-UL-GSM-Pre AGC+3db-Input

26dB Bandwidth-UL-GSM-Pre AGC+3db-output

Cellular

26dB Bandwidth-DL-AWGN-Pre AGC-Input	26dB Bandwidth-DL-AWGN-Pre AGC-output
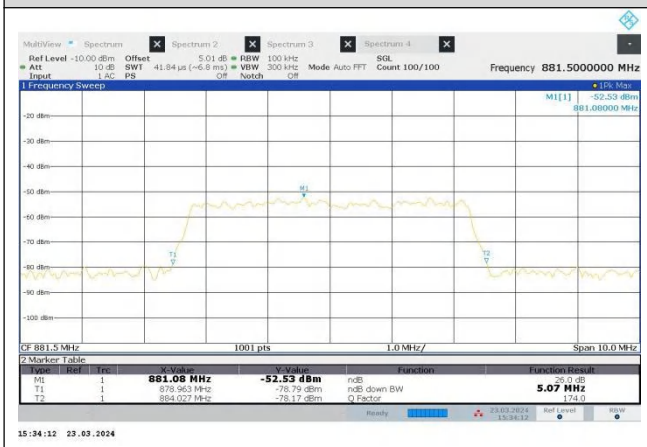	
26dB Bandwidth-DL-AWGN-Pre AGC+3db-Input	**26dB Bandwidth-DL-AWGN-Pre AGC+3db-output**
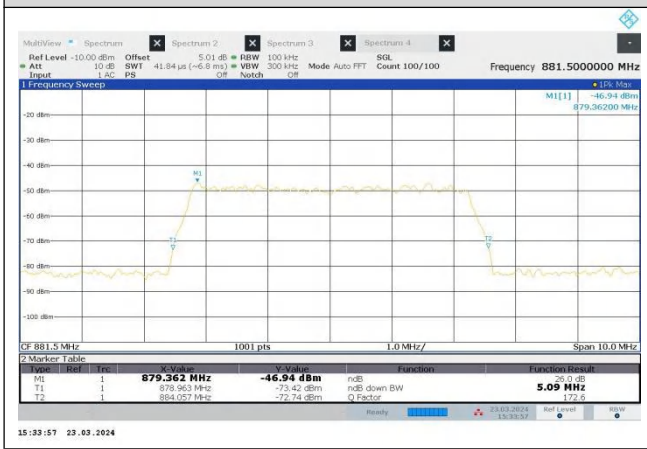	

Cellular

26dB Bandwidth-DL-GSM-Pre AGC-Input	26dB Bandwidth-DL-GSM-Pre AGC-output
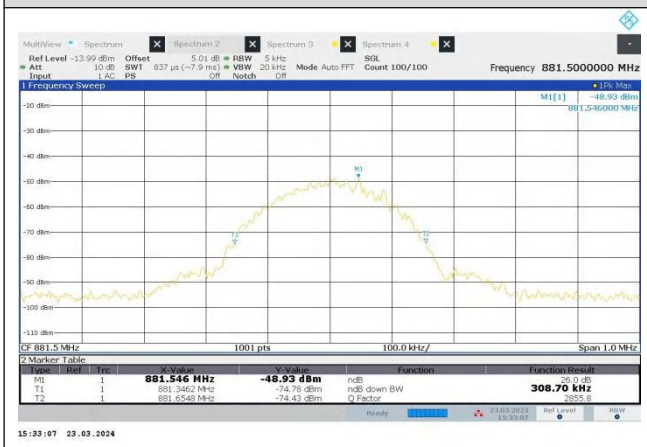	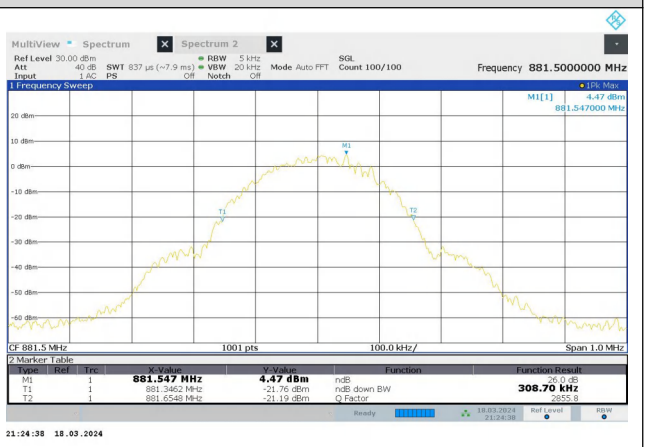
26dB Bandwidth-DL-GSM-Pre AGC+3db-Input	**26dB Bandwidth-DL-GSM-Pre AGC+3db-output**
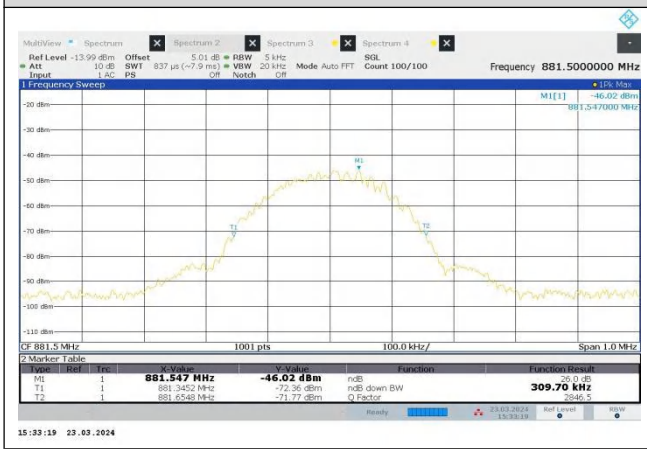	

Broadband PCS

Mode	SignalType	Signal Level	Frequency (MHz)	99% Bandwidth (MHz)		26dB Bandwidth (MHz)	
				Input	Output	Input	Output
Uplink	AWGN	Pre-AGC	1882.5	4.498	4.525	5.080	5.090
		3dB above AGC	1882.5	4.519	4.498	5.120	5.130
	GSM	Pre-AGC	1882.5	0.246	0.247	0.309	0.308
		3dB above AGC	1882.5	0.248	0.248	0.308	0.308
Downlink	AWGN	Pre-AGC	1962.5	4.518	4.529	5.130	5.120
		3dB above AGC	1962.5	4.551	4.537	5.130	5.120
	GSM	Pre-AGC	1962.5	0.248	0.247	0.310	0.308
		3dB above AGC	1962.5	0.248	0.247	0.308	0.309

* Since the AGC Threshold level and AGC + 3 dB level for downlink are as low as -80 dBm, which is about the noise floor, the input levels are adjusted in order to get the right input 99% OBW and -26 dB BW when testing.

Broadband PCS

99% Bandwidth-UL-AWGN-Pre AGC-Input

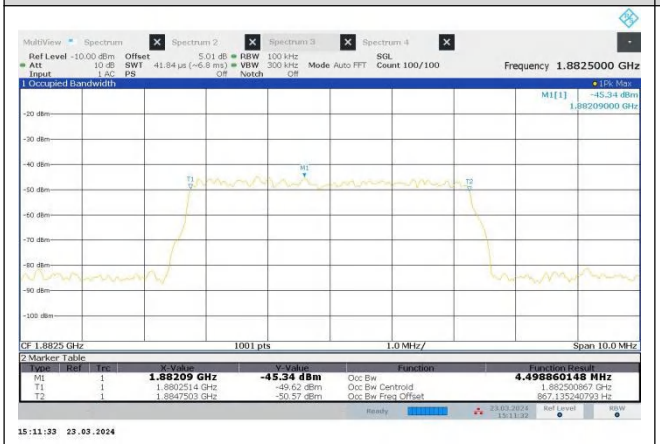

99% Bandwidth-UL-AWGN-Pre AGC-output

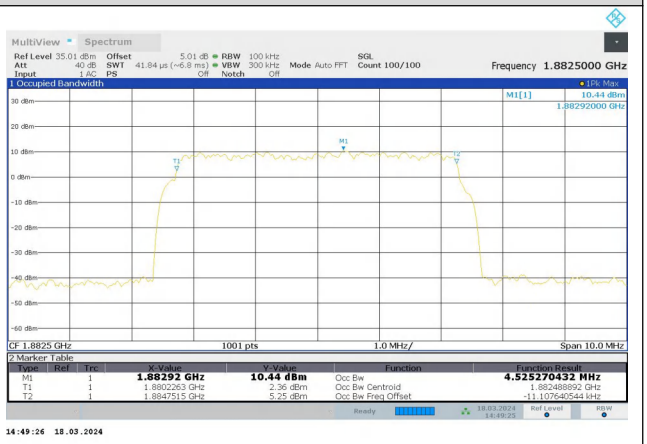

99% Bandwidth-UL-AWGN-Pre AGC+3db-Input

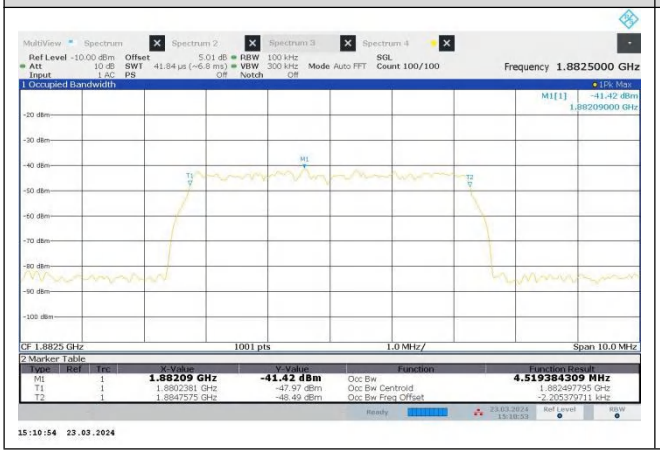

99% Bandwidth-UL-AWGN-Pre AGC+3db-output

Broadband PCS

99% Bandwidth-UL-GSM-Pre AGC-Input	99% Bandwidth-UL-GSM-Pre AGC-output
99% Bandwidth-UL-GSM-Pre AGC+3db-Input	**99% Bandwidth-UL-GSM-Pre AGC+3db-output**
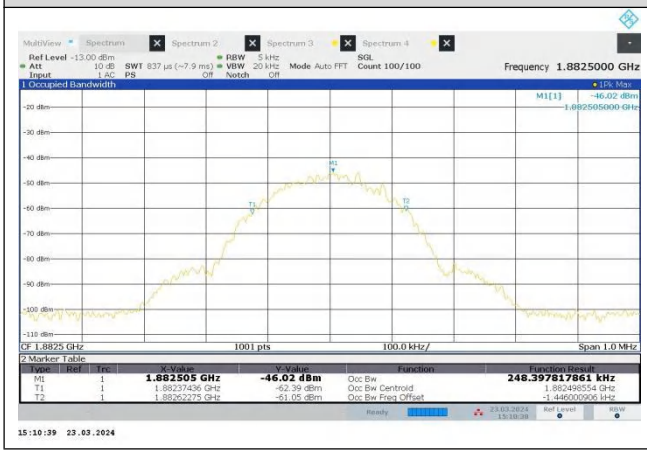	

Broadband PCS

99% Bandwidth-DL-AWGN-Pre AGC-Input	99% Bandwidth-DL-AWGN-Pre AGC-output
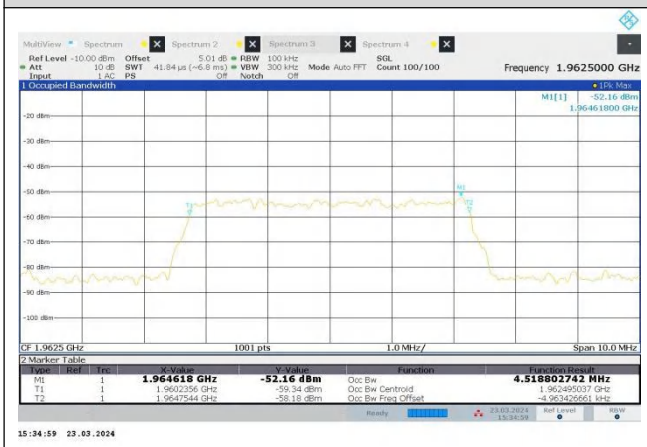	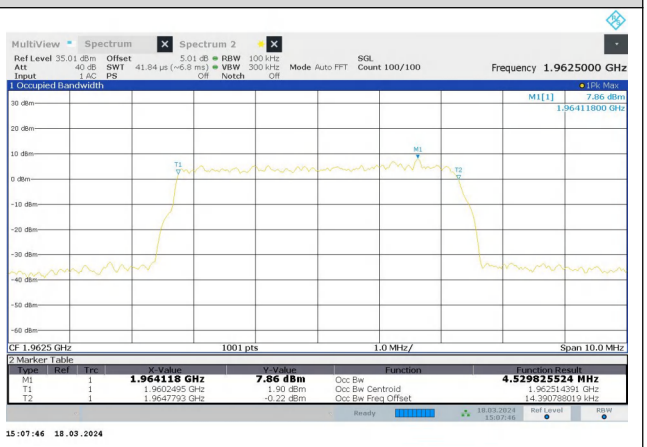
99% Bandwidth-DL-AWGN-Pre AGC+3db-Input	99% Bandwidth-DL-AWGN-Pre AGC+3db-output

Broadband PCS

99% Bandwidth-DL-GSM-Pre AGC-Input

99% Bandwidth-DL-GSM-Pre AGC-output

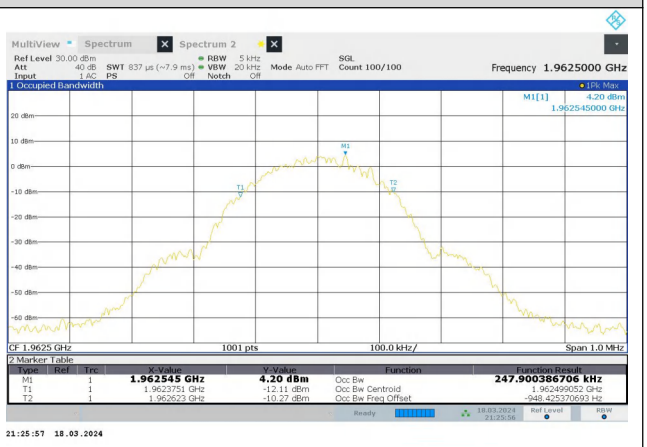

99% Bandwidth-DL-GSM-Pre AGC+3db-Input

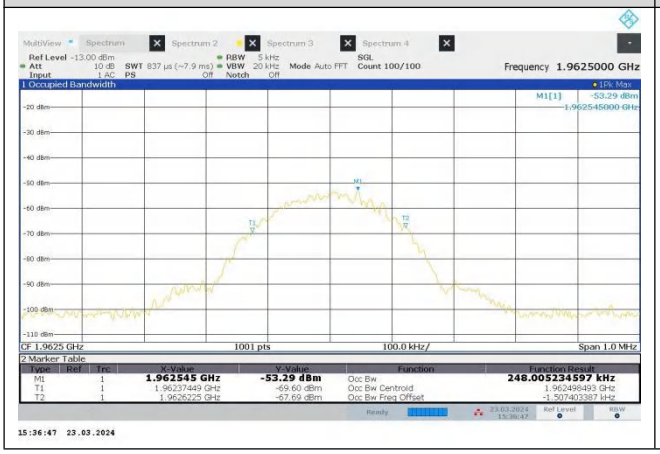

99% Bandwidth-DL-GSM-Pre AGC+3db-output

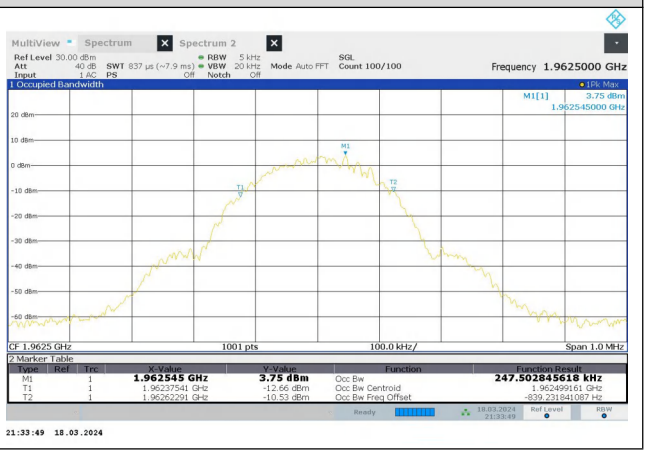

Broadband PCS

26dB Bandwidth-UL-AWGN-Pre AGC-Input

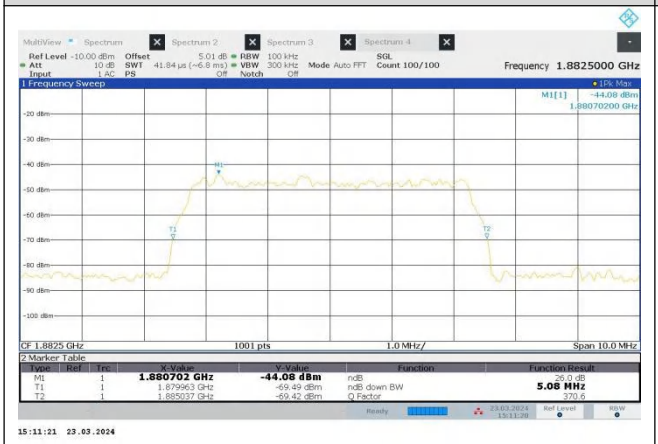

26dB Bandwidth-UL-AWGN-Pre AGC-output

26dB Bandwidth-UL-AWGN-Pre AGC+3db-Input

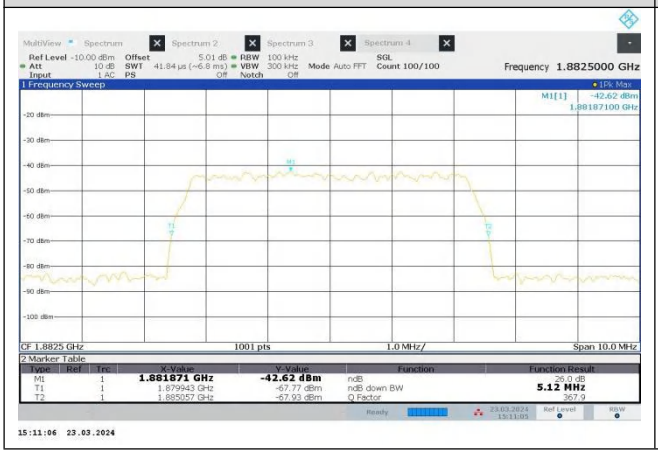

26dB Bandwidth-UL-AWGN-Pre AGC+3db-output