Broadband PCS

26dB Bandwidth-UL-GSM-Pre AGC-Input	26dB Bandwidth-UL-GSM-Pre AGC-output
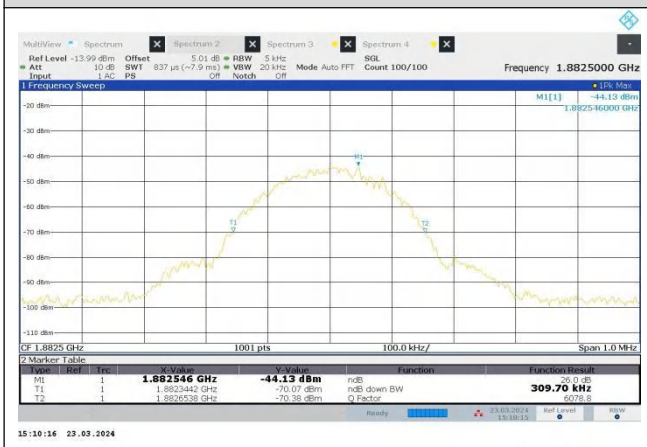	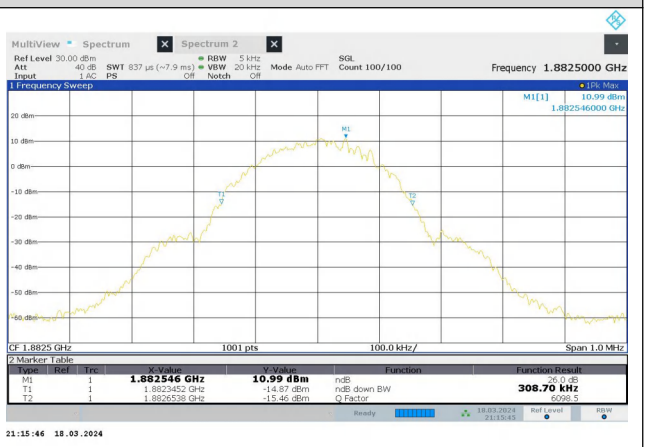
26dB Bandwidth-UL-GSM-Pre AGC+3db-Input	**26dB Bandwidth-UL-GSM-Pre AGC+3db-output**
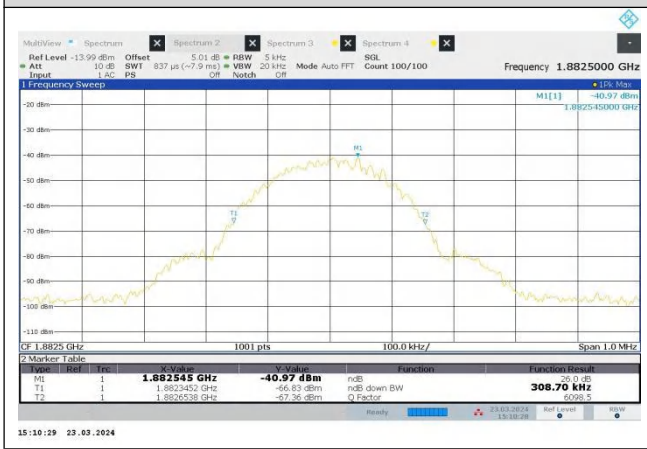	

Broadband PCS

26dB Bandwidth-DL-AWGN-Pre AGC-Input	26dB Bandwidth-DL-AWGN-Pre AGC-output
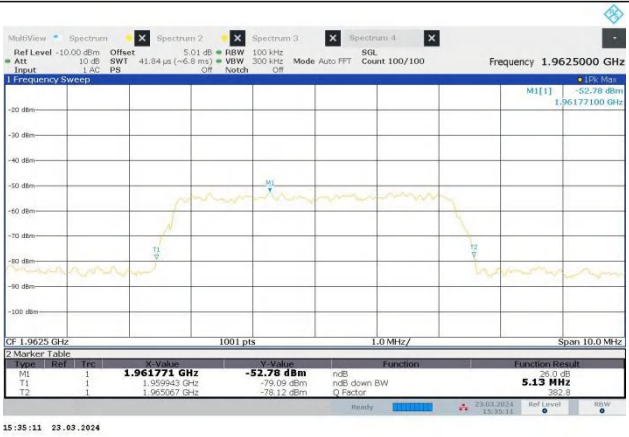	
26dB Bandwidth-DL-AWGN-Pre AGC+3db-Input	**26dB Bandwidth-DL-AWGN-Pre AGC+3db-output**

Broadband PCS

26dB Bandwidth-DL-GSM-Pre AGC-Input

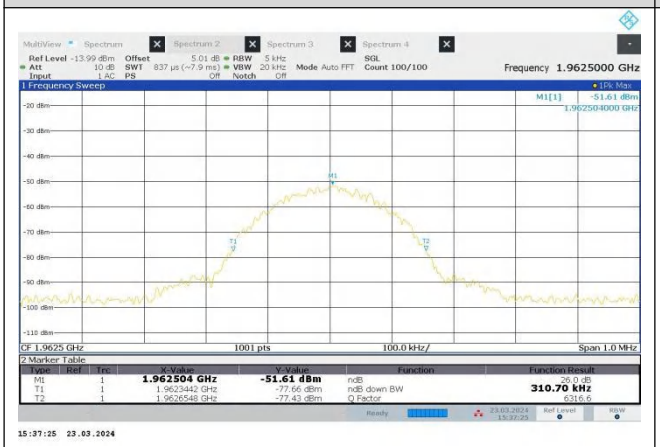

26dB Bandwidth-DL-GSM-Pre AGC-output

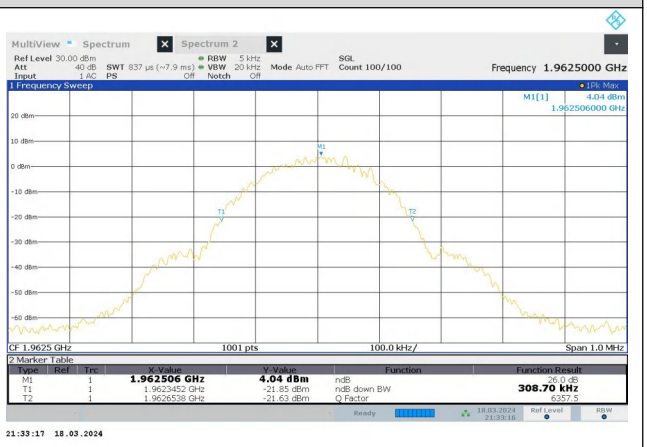

26dB Bandwidth-DL-GSM-Pre AGC+3db-Input

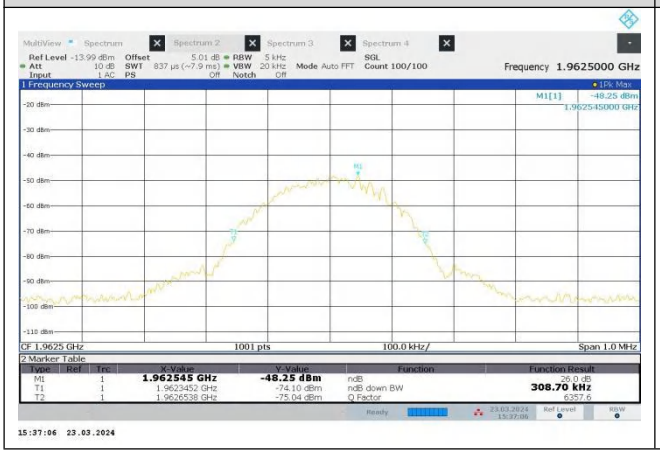

26dB Bandwidth-DL-GSM-Pre AGC+3db-output

AWS-1

Mode	SignalType	Signal Level	Frequency (MHz)	99% Bandwidth (MHz)		26dB Bandwidth (MHz)	
				Input	Output	Input	Output
Uplink	AWGN	Pre-AGC	1732.5	4.498	4.540	5.090	5.090
		3dB above AGC	1732.5	4.504	4.507	5.080	5.080
	GSM	Pre-AGC	1732.5	0.247	0.248	0.309	0.308
		3dB above AGC	1732.5	0.248	0.247	0.308	0.308
Downlink	AWGN	Pre-AGC	2132.5	4.555	4.519	5.110	5.130
		3dB above AGC	2132.5	4.520	4.508	5.110	5.110
	GSM	Pre-AGC	2132.5	0.250	0.247	0.311	0.309
		3dB above AGC	2132.5	0.249	0.248	0.310	0.308

* Since the AGC Threshold level and AGC + 3 dB level for downlink are as low as -80 dBm, which is about the noise floor, the input levels are adjusted in order to get the right input 99% OBW and -26 dB BW when testing.

AWS-1

99% Bandwidth-UL-AWGN-Pre AGC-Input	99% Bandwidth-UL-AWGN-Pre AGC-output
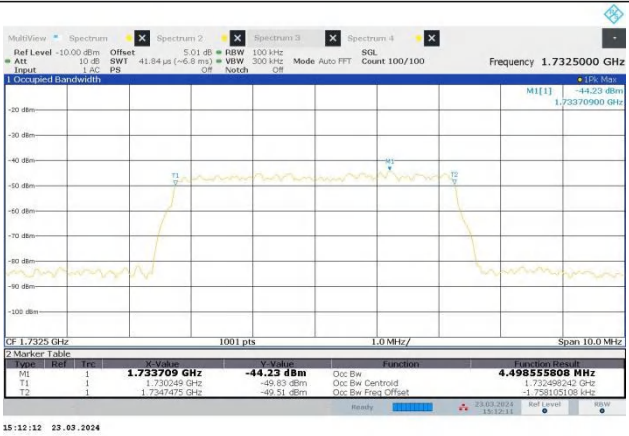	
99% Bandwidth-UL-AWGN-Pre AGC+3db-Input	**99% Bandwidth-UL-AWGN-Pre AGC+3db-output**
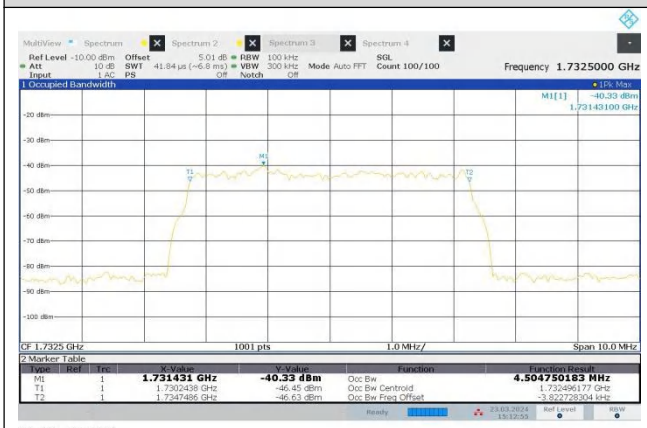	

AWS-1

99% Bandwidth-UL-GSM-Pre AGC-Input

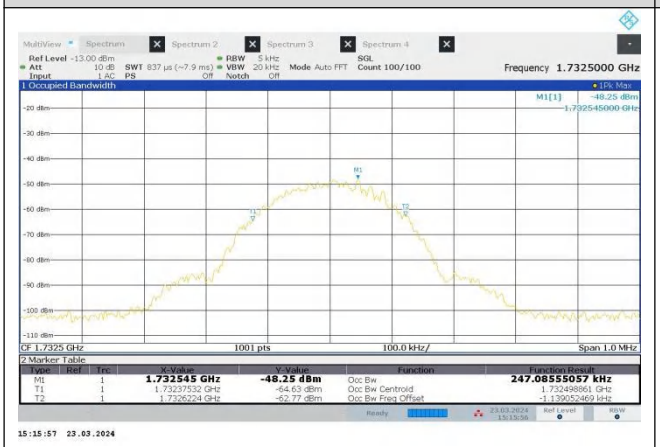

99% Bandwidth-UL-GSM-Pre AGC-output

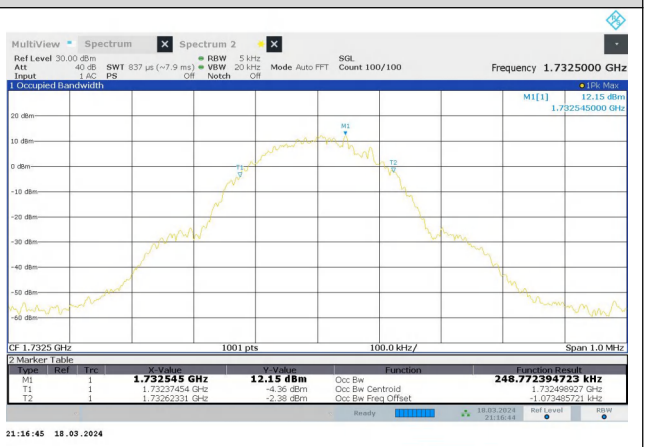

99% Bandwidth-UL-GSM-Pre AGC+3db-Input

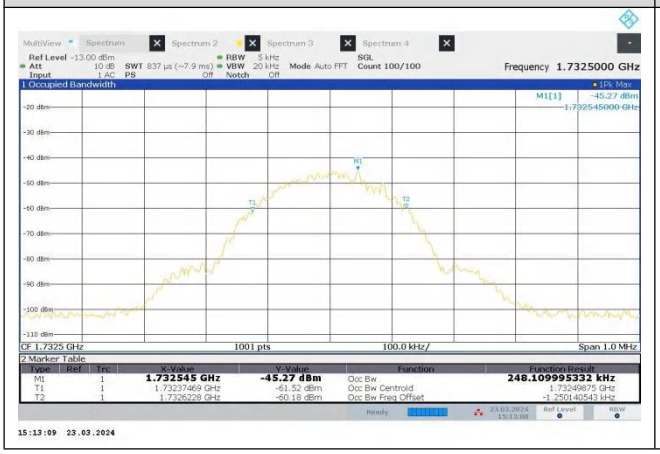

99% Bandwidth-UL-GSM-Pre AGC+3db-output

AWS-1

99% Bandwidth-DL-AWGN-Pre AGC-Input	99% Bandwidth-DL-AWGN-Pre AGC-output
99% Bandwidth-DL-AWGN-Pre AGC+3db-Input	**99% Bandwidth-DL-AWGN-Pre AGC+3db-output**
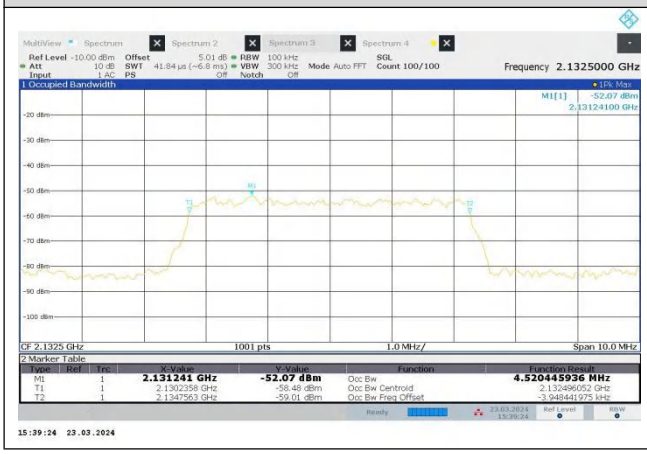	

AWS-1

99% Bandwidth-DL-GSM-Pre AGC-Input

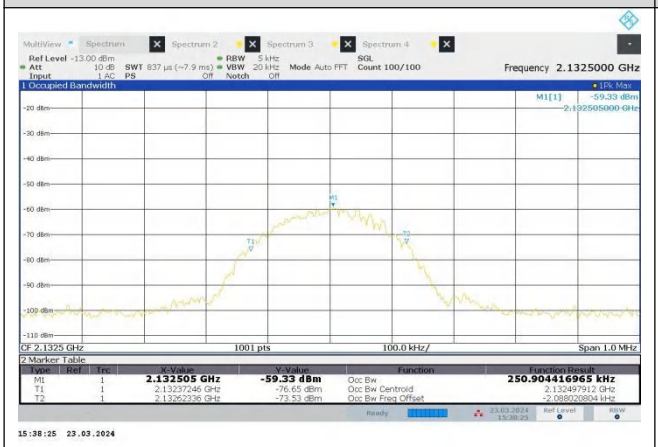

99% Bandwidth-DL-GSM-Pre AGC-output

99% Bandwidth-DL-GSM-Pre AGC+3db-Input

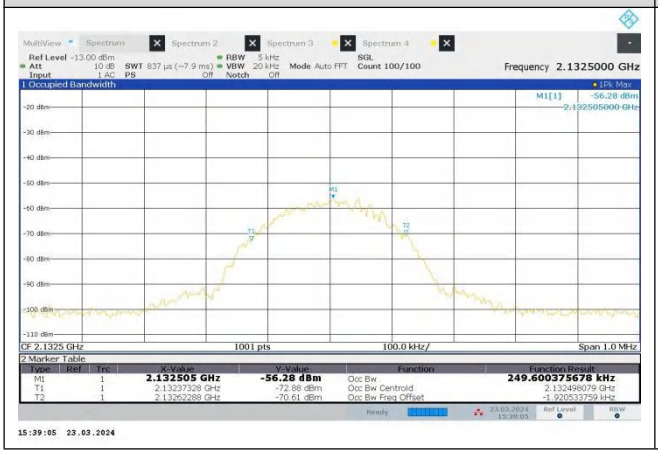

99% Bandwidth-DL-GSM-Pre AGC+3db-output

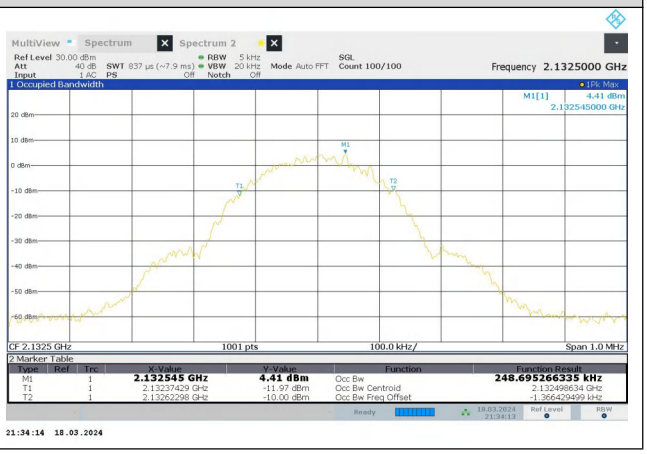

AWS-1

26dB Bandwidth-UL-AWGN-Pre AGC-Input	26dB Bandwidth-UL-AWGN-Pre AGC-output
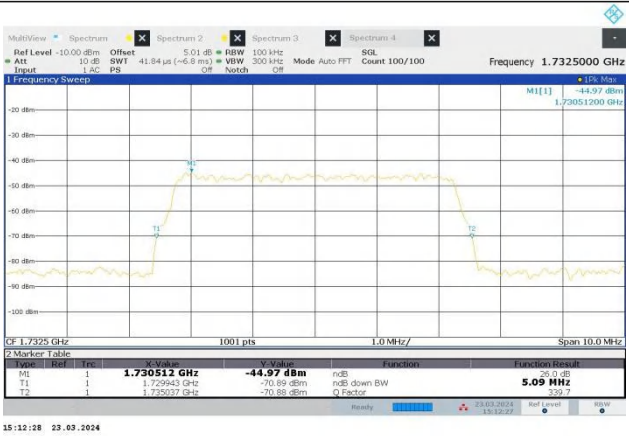	
26dB Bandwidth-UL-AWGN-Pre AGC+3db-Input	**26dB Bandwidth-UL-AWGN-Pre AGC+3db-output**
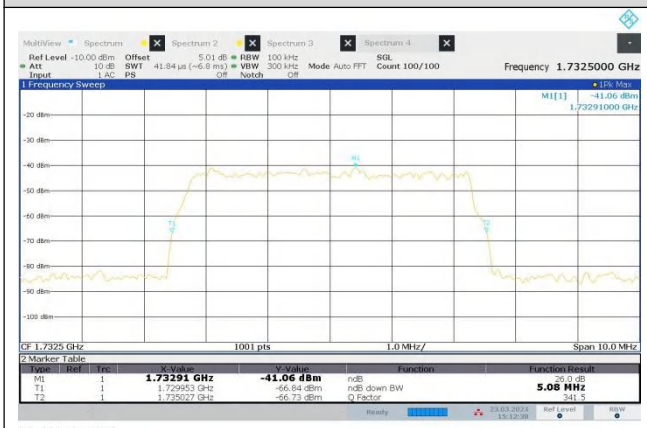	

AWS-1

26dB Bandwidth-UL-GSM-Pre AGC-Input

26dB Bandwidth-UL-GSM-Pre AGC-output

26dB Bandwidth-UL-GSM-Pre AGC+3db-Input

26dB Bandwidth-UL-GSM-Pre AGC+3db-output

AWS-1

26dB Bandwidth-DL-AWGN-Pre AGC-Input	26dB Bandwidth-DL-AWGN-Pre AGC-output
26dB Bandwidth-DL-AWGN-Pre AGC+3db-Input	**26dB Bandwidth-DL-AWGN-Pre AGC+3db-output**
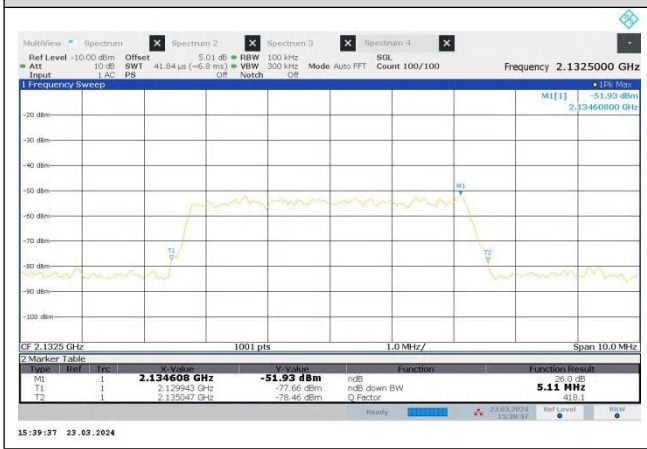	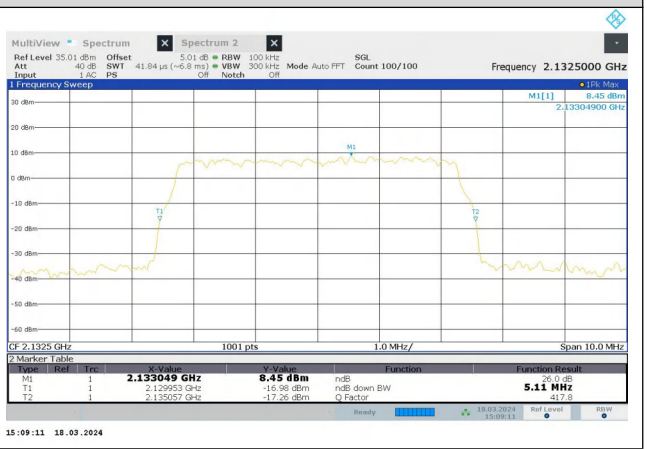

AWS-1

26dB Bandwidth-DL-GSM-Pre AGC-Input

26dB Bandwidth-DL-GSM-Pre AGC-output

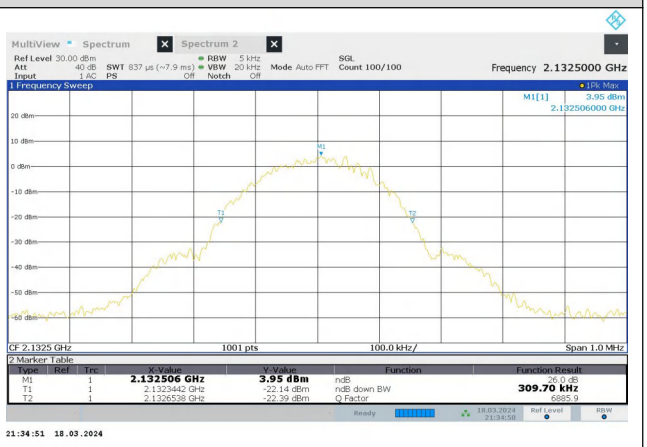

26dB Bandwidth-DL-GSM-Pre AGC+3db-Input

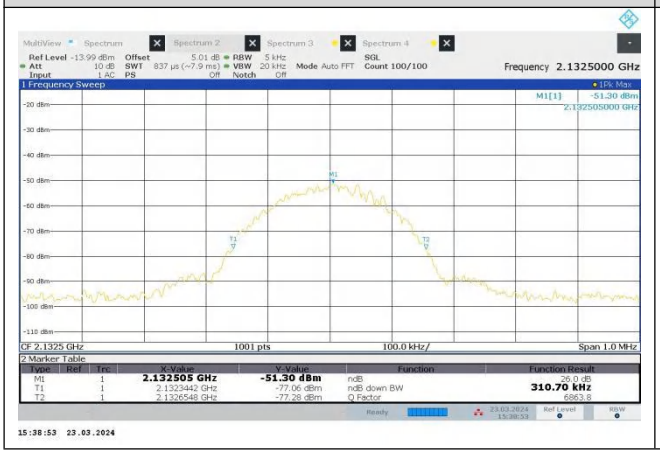

26dB Bandwidth-DL-GSM-Pre AGC+3db-output

3.3 SPURIOUS EMISSIONS AT ANTENNA TERMINALS& INTERMODULATION

3.3.1 Standard Applicable

According to §2.1051,§22.917, §24.238 and §27.53.

The spectrum was to be investigated to the tenth harmonics of the highest fundamental frequency as specified in § 2.1051.

The power of any emission outside of the authorized operating frequency ranges must be attenuated below the transmitting power (P) by a factor of at least 43 + 10 log(P) dB.

3.3.2 Measurement procedure

Please refer to KDB 935210 D05 Indus Booster Basic Meas v01r04 clause 3.6.3

3.3.3 Test setup

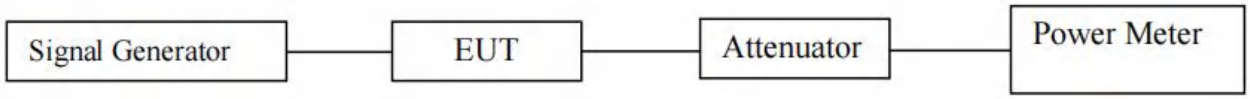

3.3.4 Test results

600 MHz Service-UL-AWGN-Pre AGC	600 MHz Service-UL-AWGN-Pre AGC+3db
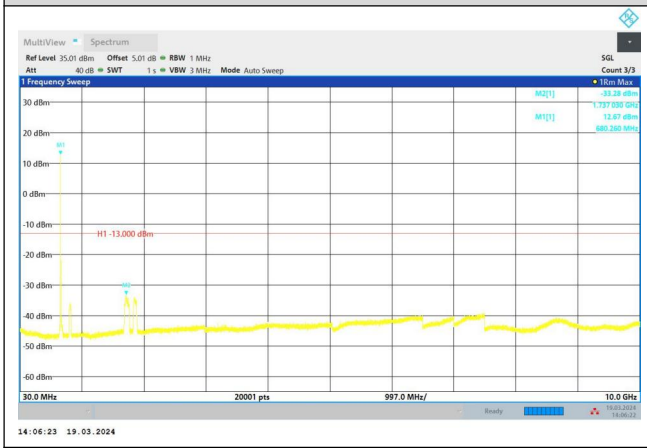	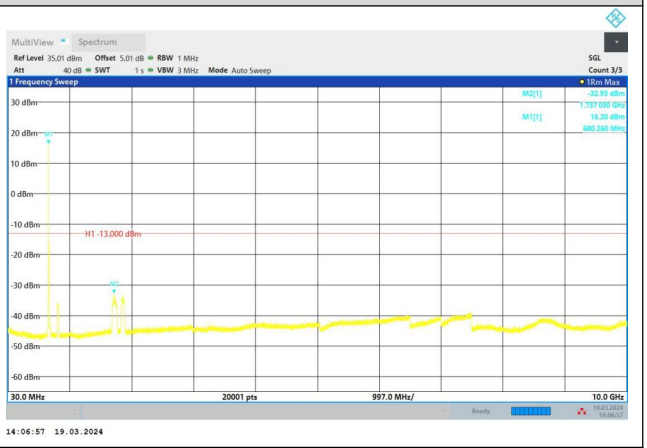
600 MHz Service-UL-GSM-Pre AGC	600 MHz Service-UL-GSM-Pre AGC+3db
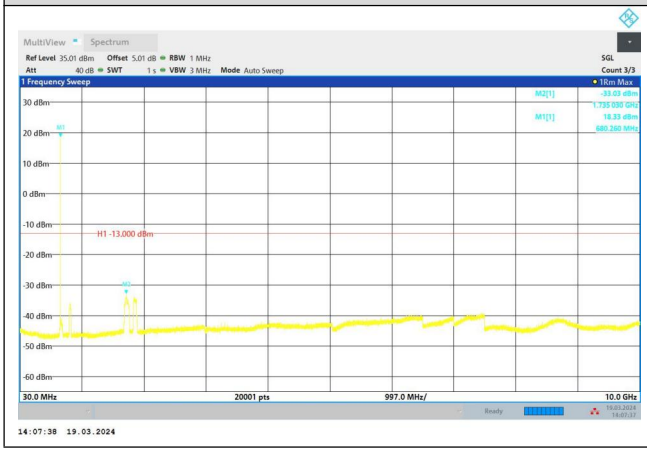	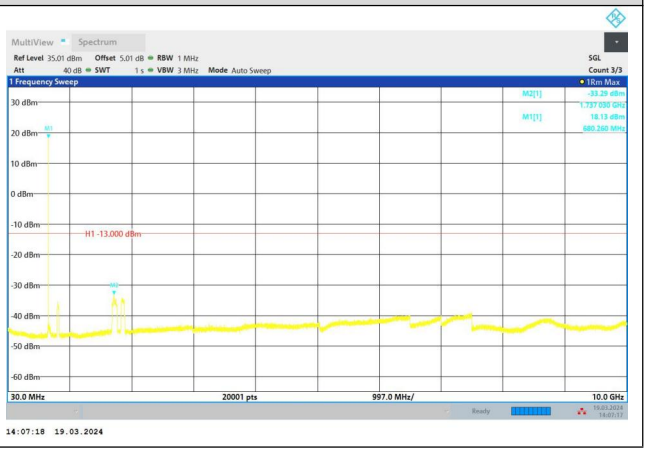

600 MHz Service-DL-AWGN-Pre AGC	600 MHz Service-DL-AWGN-Pre AGC+3db
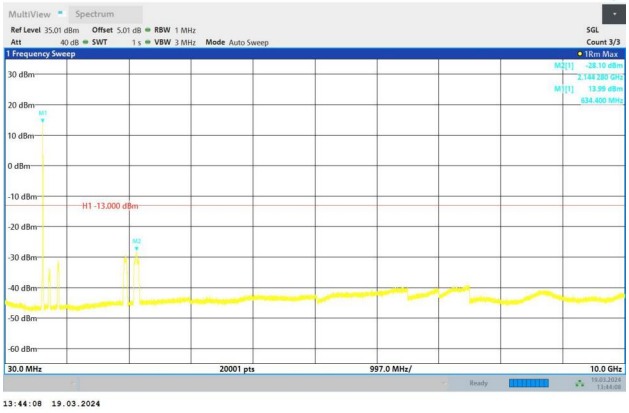	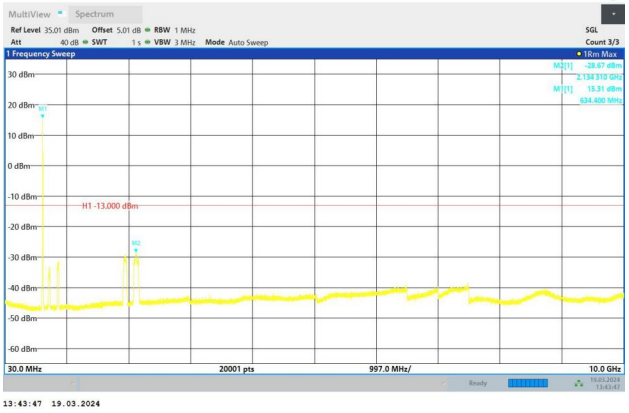
600 MHz Service-DL-GSM-Pre AGC	600 MHz Service-DL-GSM-Pre AGC+3db
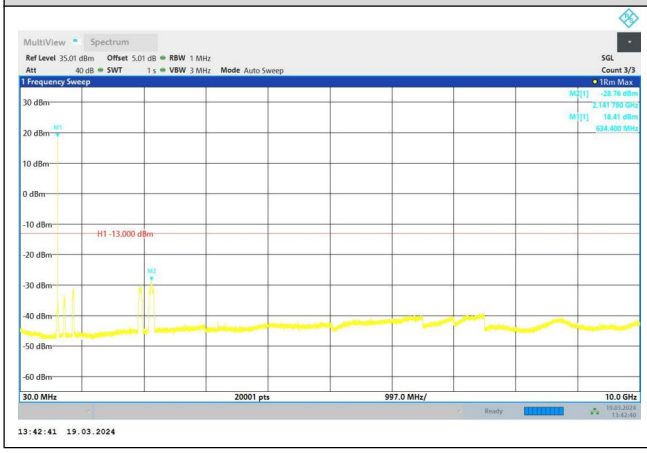	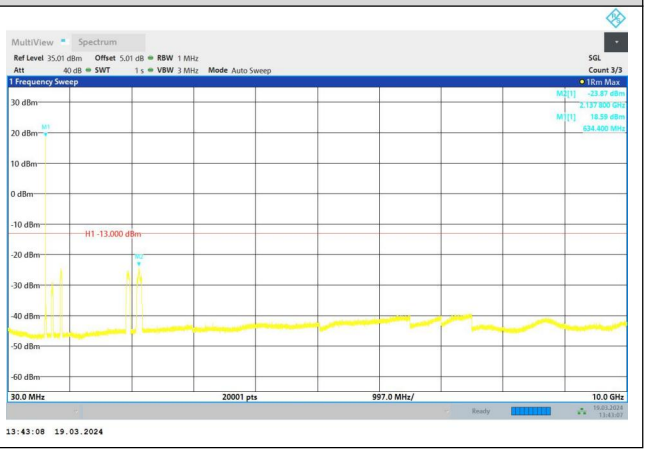

Lower 700 MHz-UL-AWGN-Pre AGC	Lower 700 MHz-UL-AWGN-Pre AGC+3db
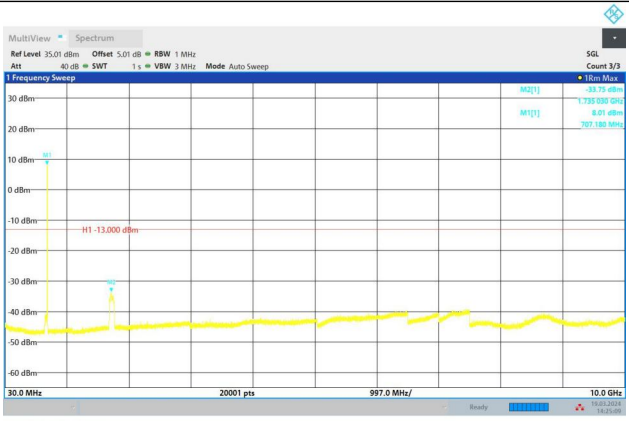	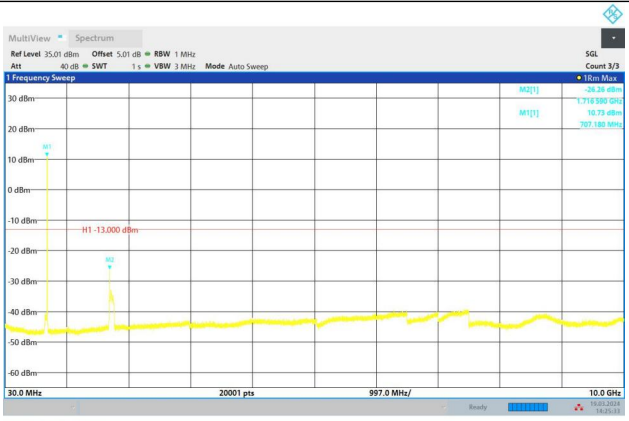
Lower 700 MHz-UL-GSM-Pre AGC	**Lower 700 MHz-UL-GSM-Pre AGC+3db**
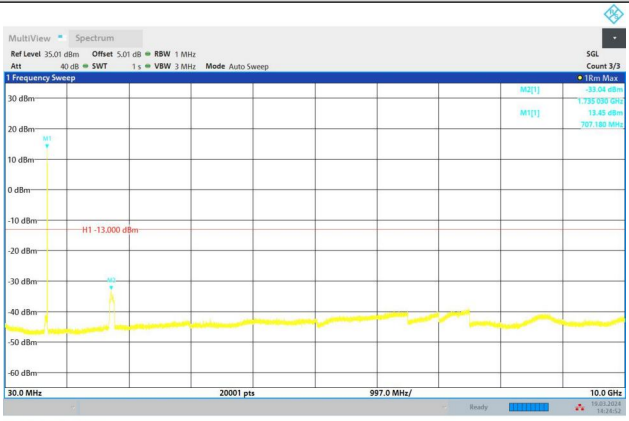	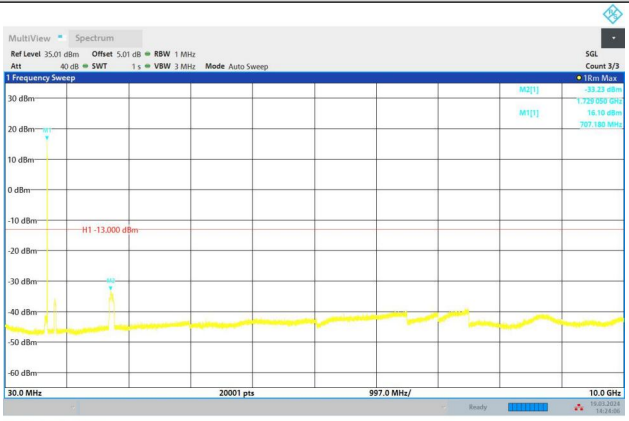

Lower 700 MHz-DL-AWGN-Pre AGC	Lower 700 MHz-DL-AWGN-Pre AGC+3db
Lower 700 MHz-DL-GSM-Pre AGC	Lower 700 MHz-DL-GSM-Pre AGC+3db
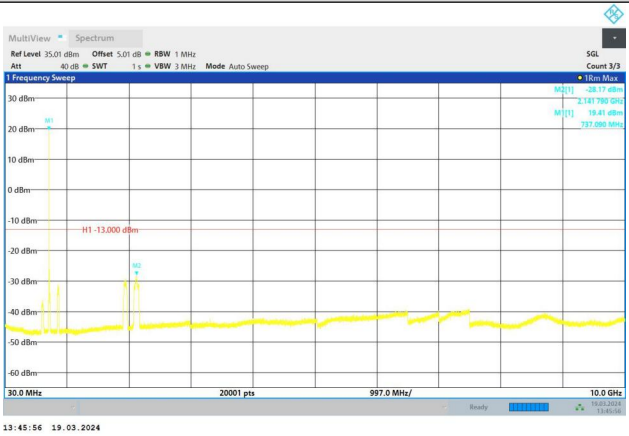	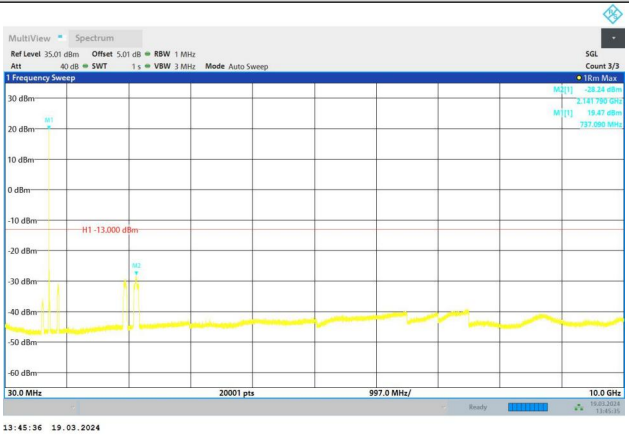

Upper 700 MHz-UL-AWGN-Pre AGC	Upper 700 MHz-UL-AWGN-Pre AGC+3db
	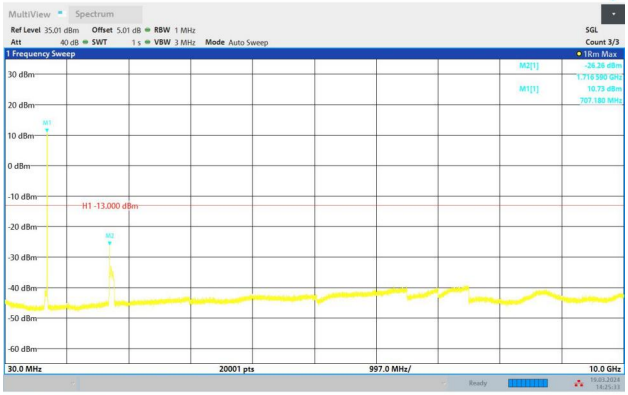
Upper 700 MHz-UL-GSM-Pre AGC	**Upper 700 MHz-UL-GSM-Pre AGC+3db**
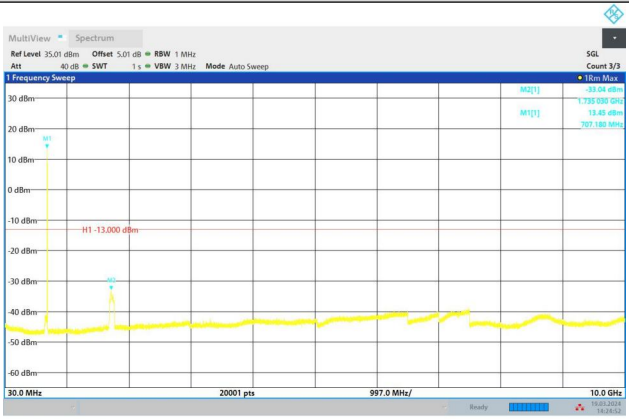	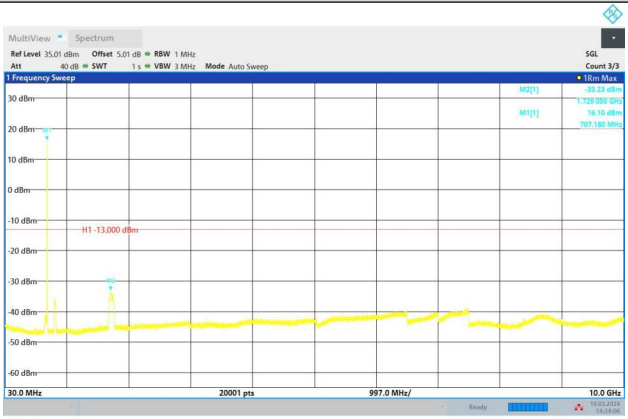

Additional requirement for upper 700MHz band

Upper 700 MHz-UL-AWGN-Pre AGC-1	Upper 700 MHz-UL-AWGN-Pre AGC+3db-1
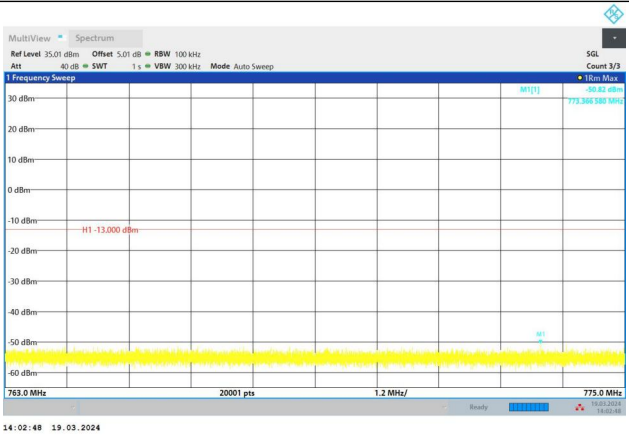	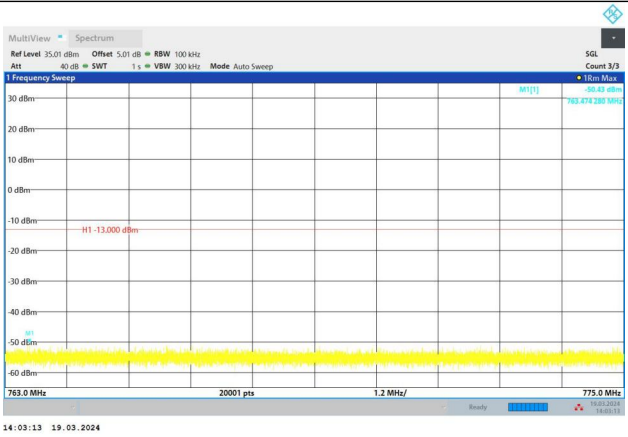
Upper 700 MHz-UL-AWGN-Pre AGC-2	**Upper 700 MHz-UL-AWGN-Pre AGC+3db-2**
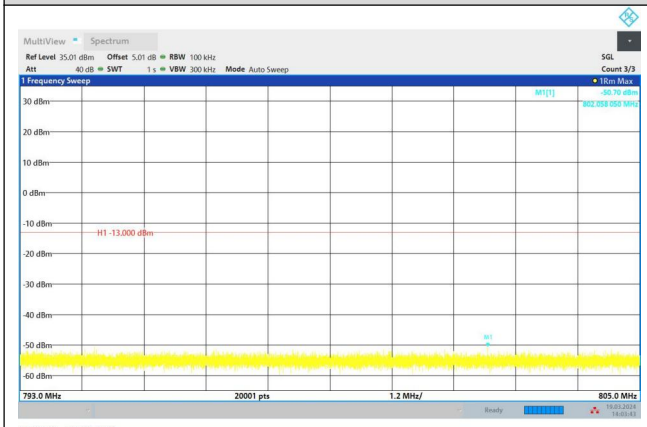	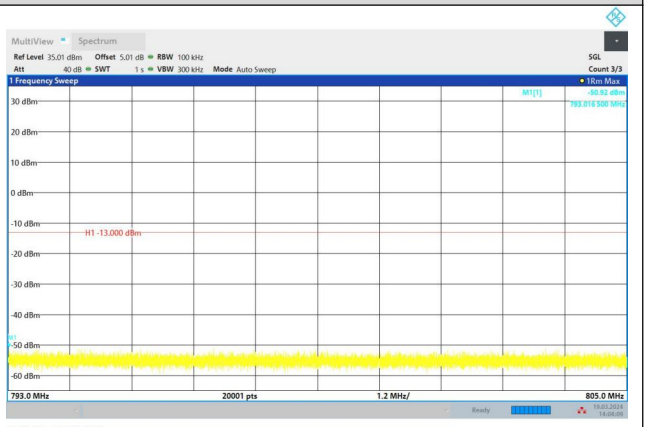

Upper 700 MHz-DL-AWGN-Pre AGC	Upper 700 MHz-DL-AWGN-Pre AGC+3db
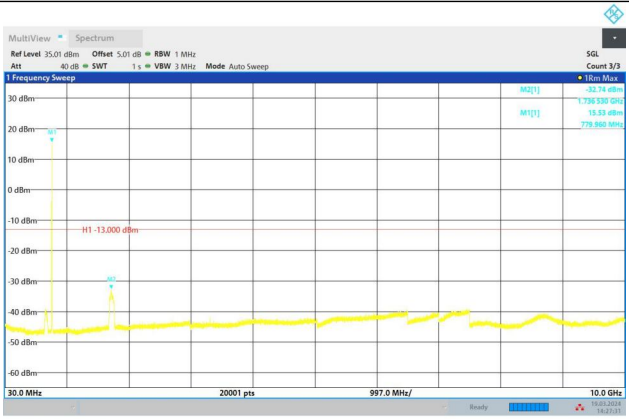	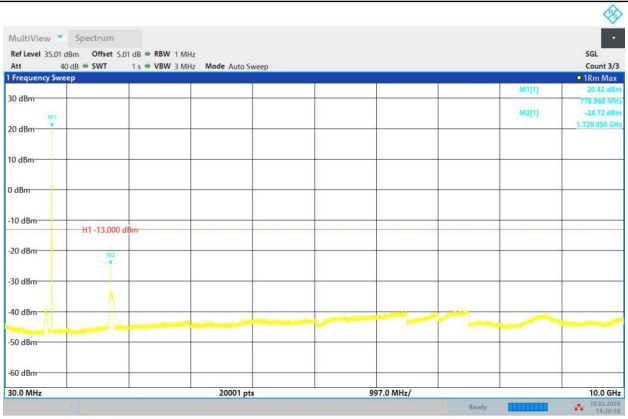
14:27:31 19.03.2024	14:26:10 19.03.2024
Upper 700 MHz-DL-GSM-Pre AGC	**Upper 700 MHz-DL-GSM-Pre AGC+3db**
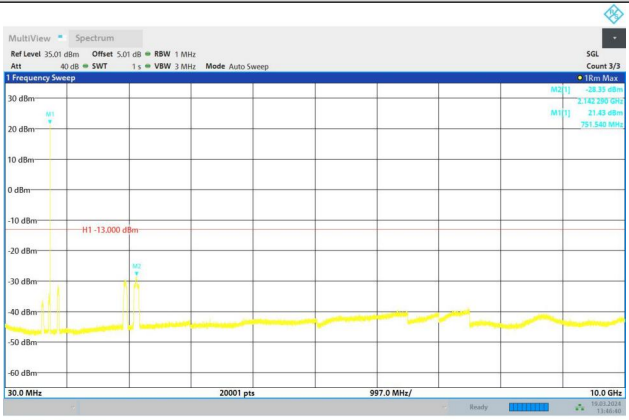	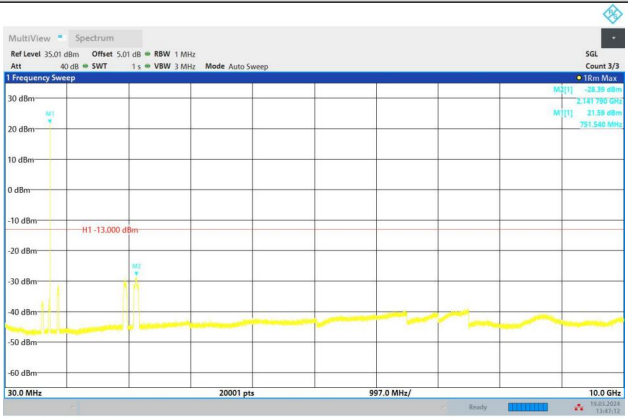
13:46:41 19.03.2024	13:47:13 19.03.2024

Additional requirement for upper 700MHz band

Upper 700 MHz-DL-AWGN-Pre AGC-1	Upper 700 MHz-DL-AWGN-Pre AGC+3db-1
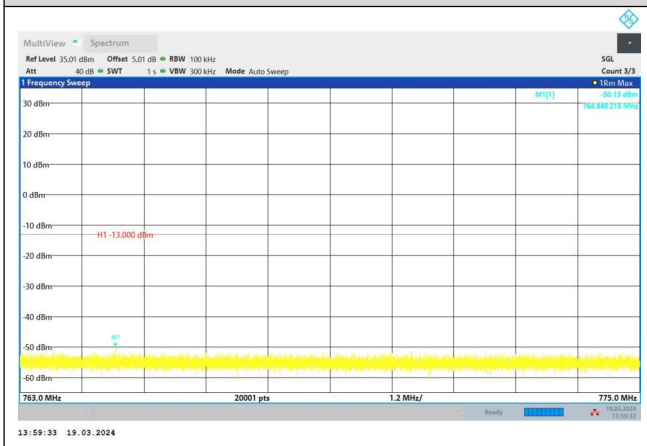	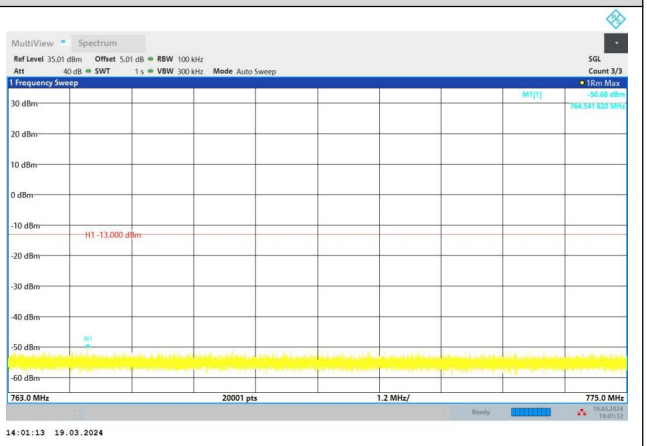
Upper 700 MHz-DL-AWGN-Pre AGC-2	**Upper 700 MHz-DL-AWGN-Pre AGC+3db-2**
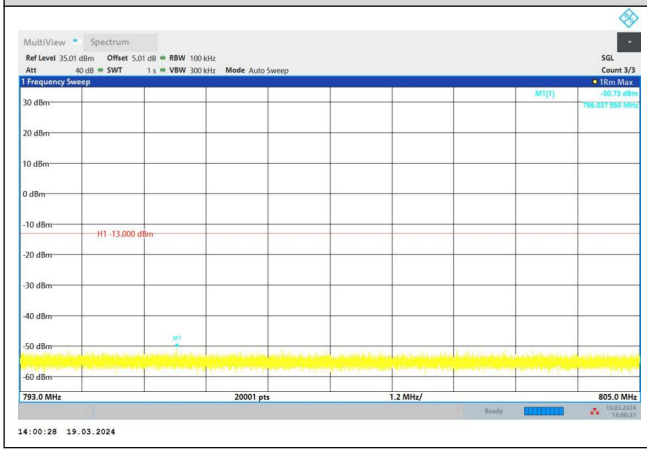	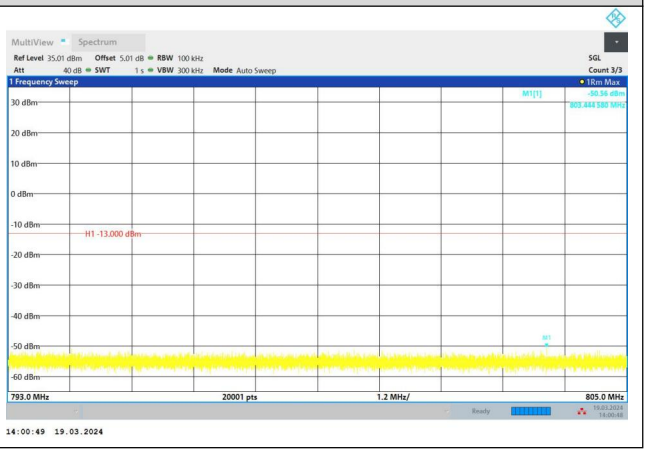

Cellular-UL-AWGN-Pre AGC	Cellular-UL-AWGN-Pre AGC+3db
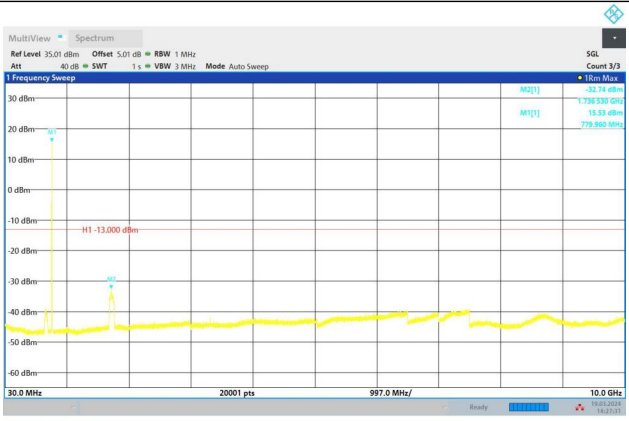	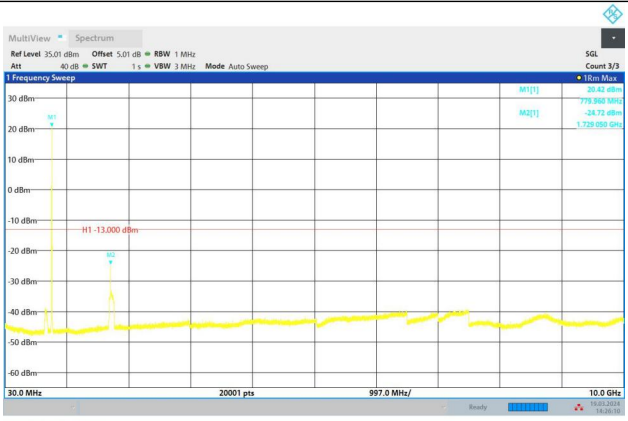
Cellular-UL-GSM-Pre AGC	Cellular-UL-GSM-Pre AGC+3db
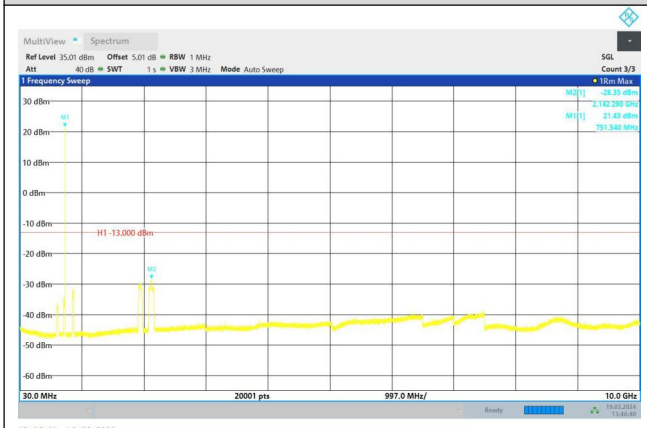	

Cellular-DL-AWGN-Pre AGC	Cellular-DL-AWGN-Pre AGC+3db
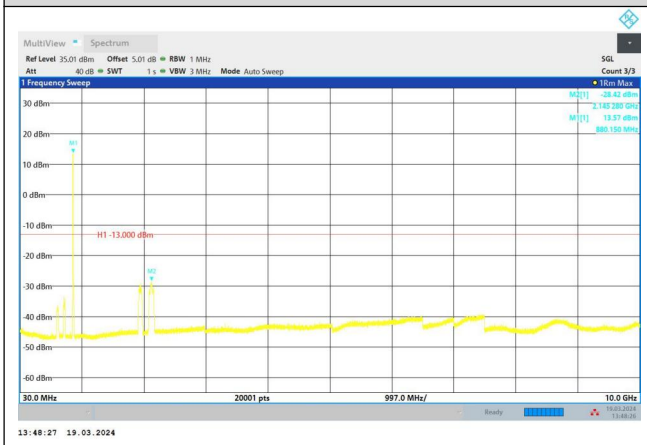	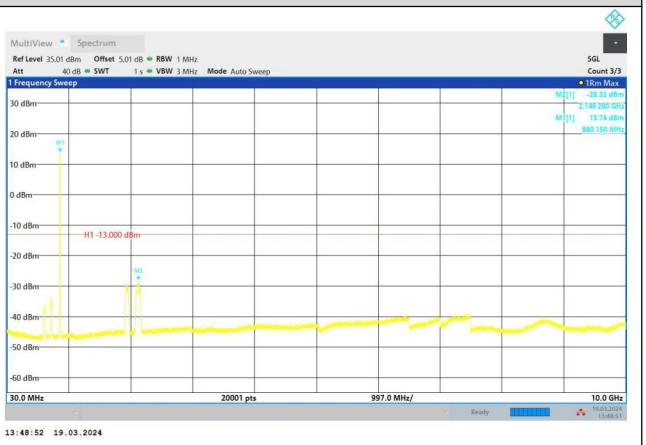
Cellular-DL-GSM-Pre AGC	Cellular-DL-GSM-Pre AGC+3db
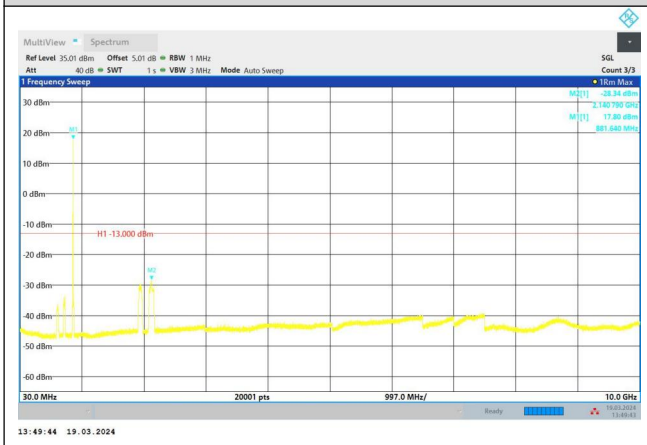	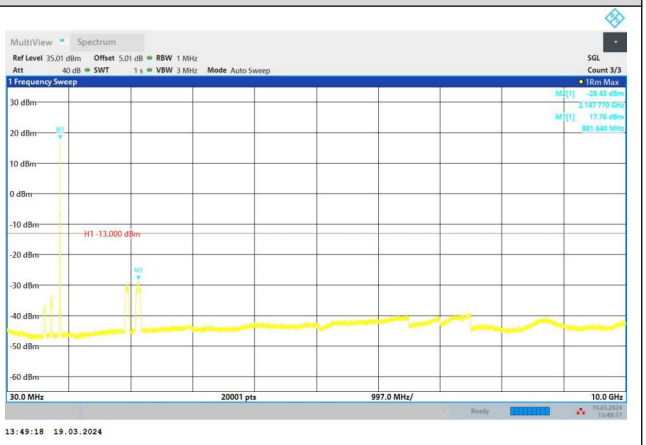

Broadband PCS-UL-AWGN-Pre AGC	Broadband PCS-UL-AWGN-Pre AGC+3db
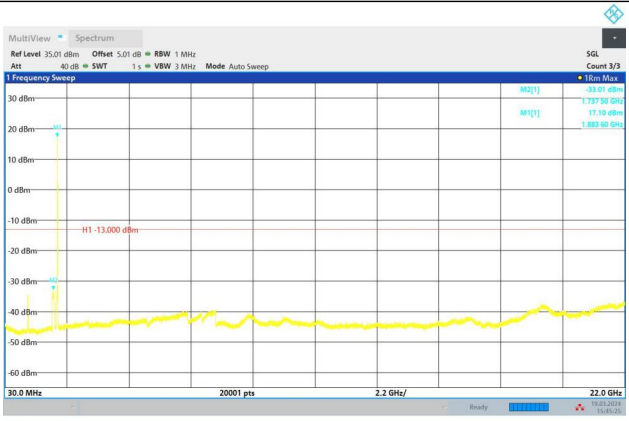	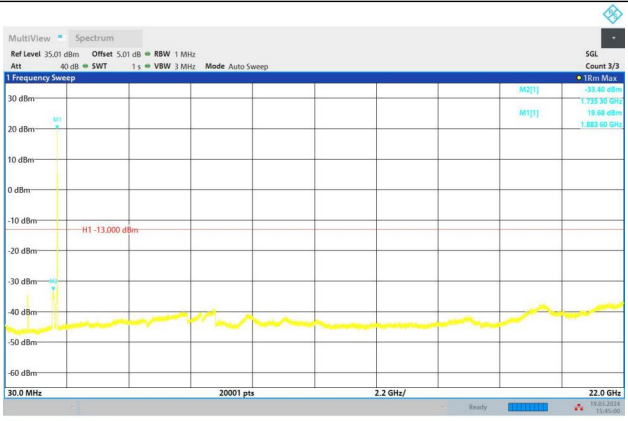
Broadband PCS-UL-GSM-Pre AGC	Broadband PCS-UL-GSM-Pre AGC+3db
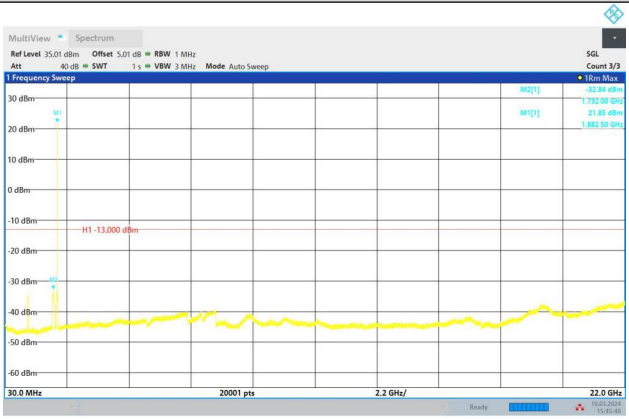	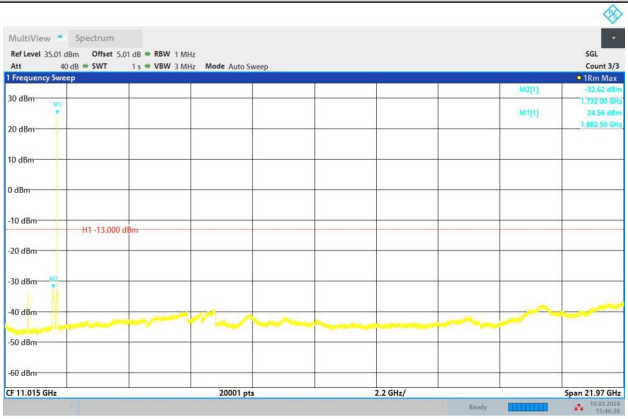

Broadband PCS-DL-AWGN-Pre AGC	Broadband PCS-DL-AWGN-Pre AGC+3db
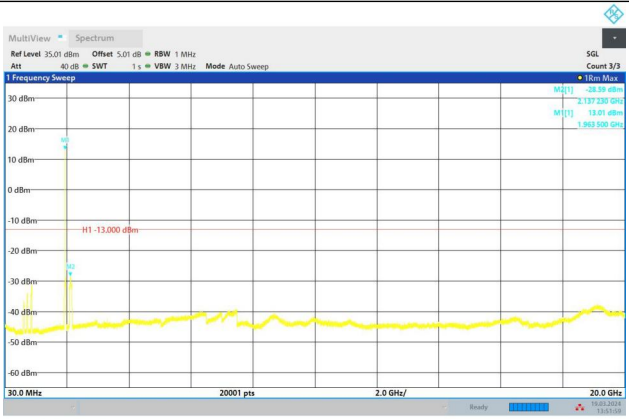	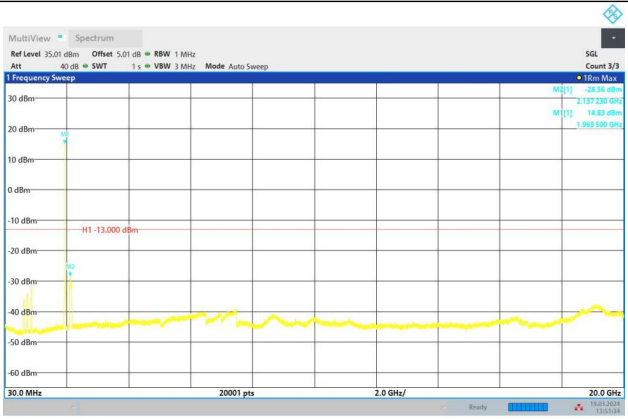
Broadband PCS-DL-GSM-Pre AGC	Broadband PCS-DL-GSM-Pre AGC+3db
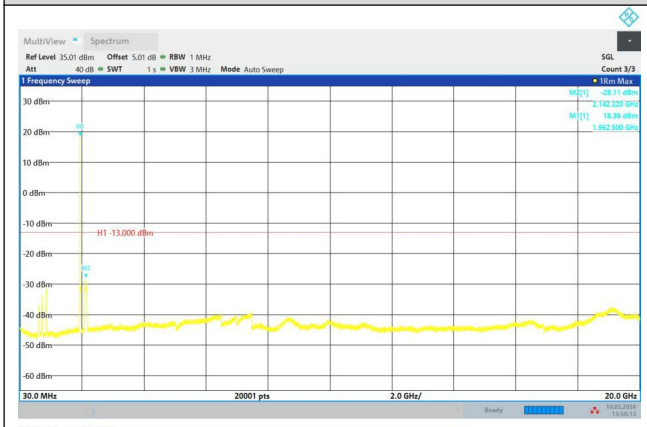	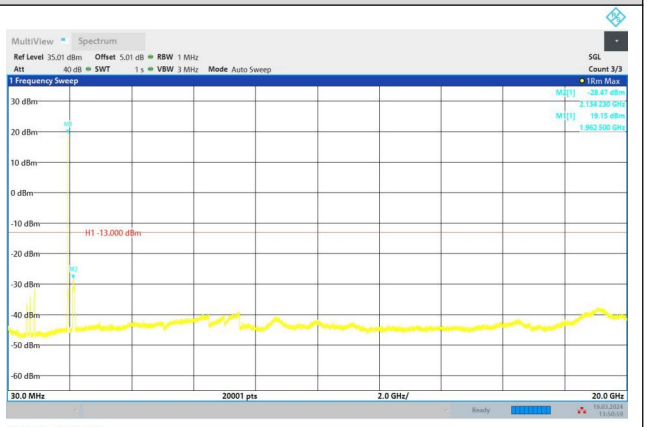

AWS-1-UL-AWGN-Pre AGC	AWS-1-UL-AWGN-Pre AGC+3db
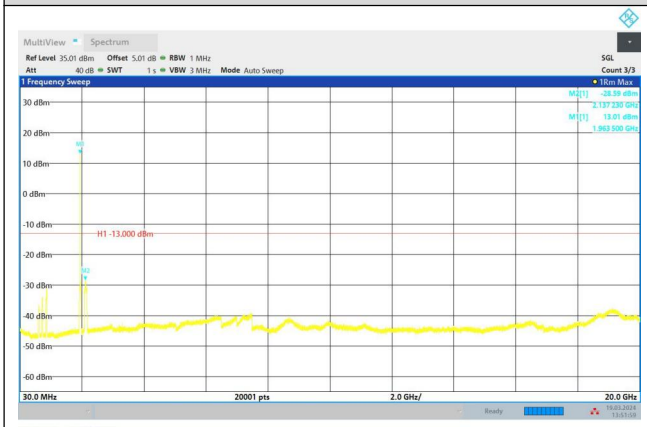	
13:51:59 19.03.2024	13:51:35 19.03.2024
AWS-1-UL-GSM-Pre AGC	**AWS-1-UL-GSM-Pre AGC+3db**
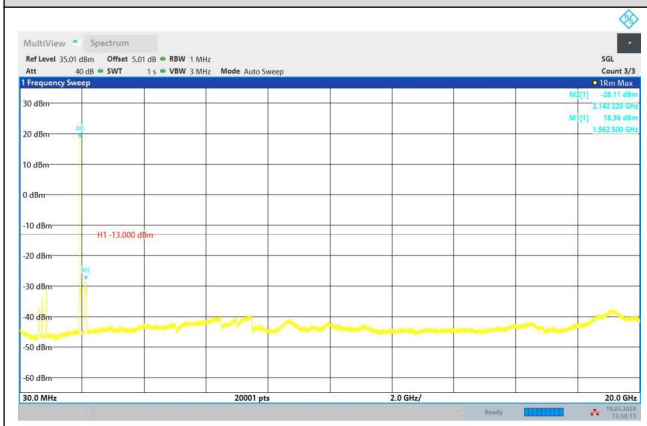	
13:50:14 19.03.2024	13:51:00 19.03.2024

AWS-1-DL-AWGN-Pre AGC	AWS-1-DL-AWGN-Pre AGC+3db
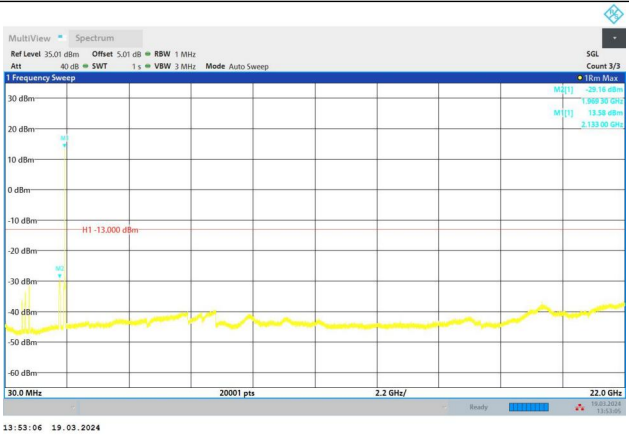	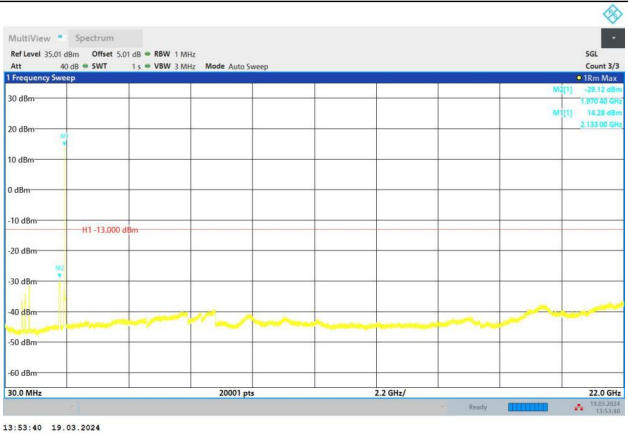
AWS-1-DL-GSM-Pre AGC	AWS-1-DL-GSM-Pre AGC+3db
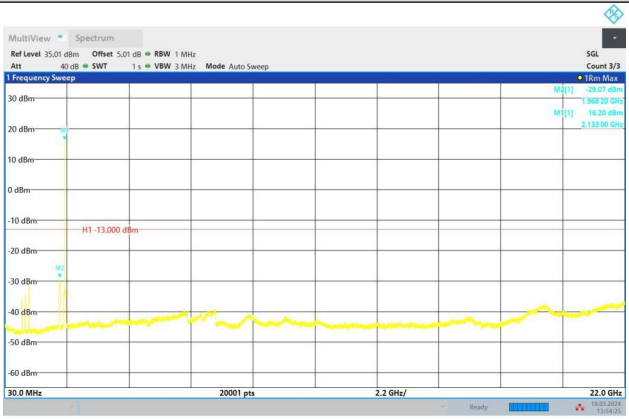	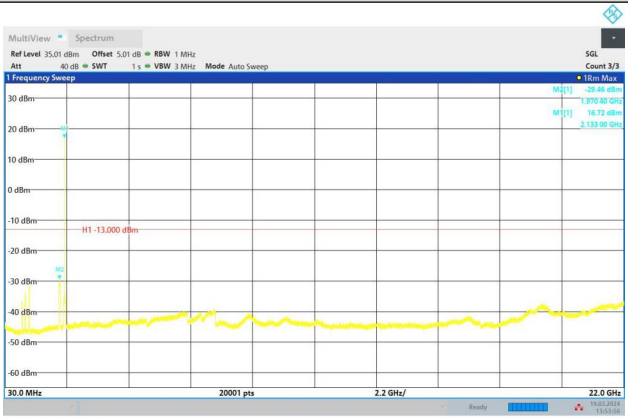

3.4 BAND EDGES

3.4.1 Standard Applicable

According to §2.1053, §22.917, §24.238 and §27.53§15.256 (g)

The power of any emissions outside of the authorized operating frequency ranges must be attenuated below the transmitting power (P) by a factor of at least 43 + 10 log(P) dB.(Limit -13dBm)

3.4.2 Measurement Procedure

Please refer to KDB 935210 D05 Indus Booster Basic Meas v01r04 clause 3.6.2
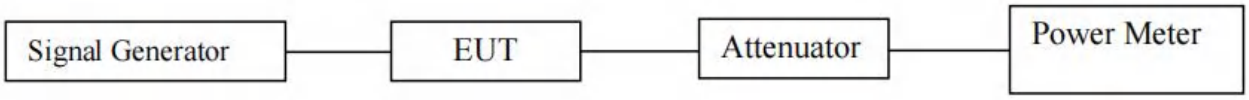
3.4.3 Test setup